



FISCAL YEAR 2023 RECOMMENDED BUDGET

Agenda

- Discuss the guiding principles that shaped our thinking
- Present what we are proposing to keep Tennessee strong

Fiscal Stability Rankings

Measuring states' short- and long-term fiscal health



RANK

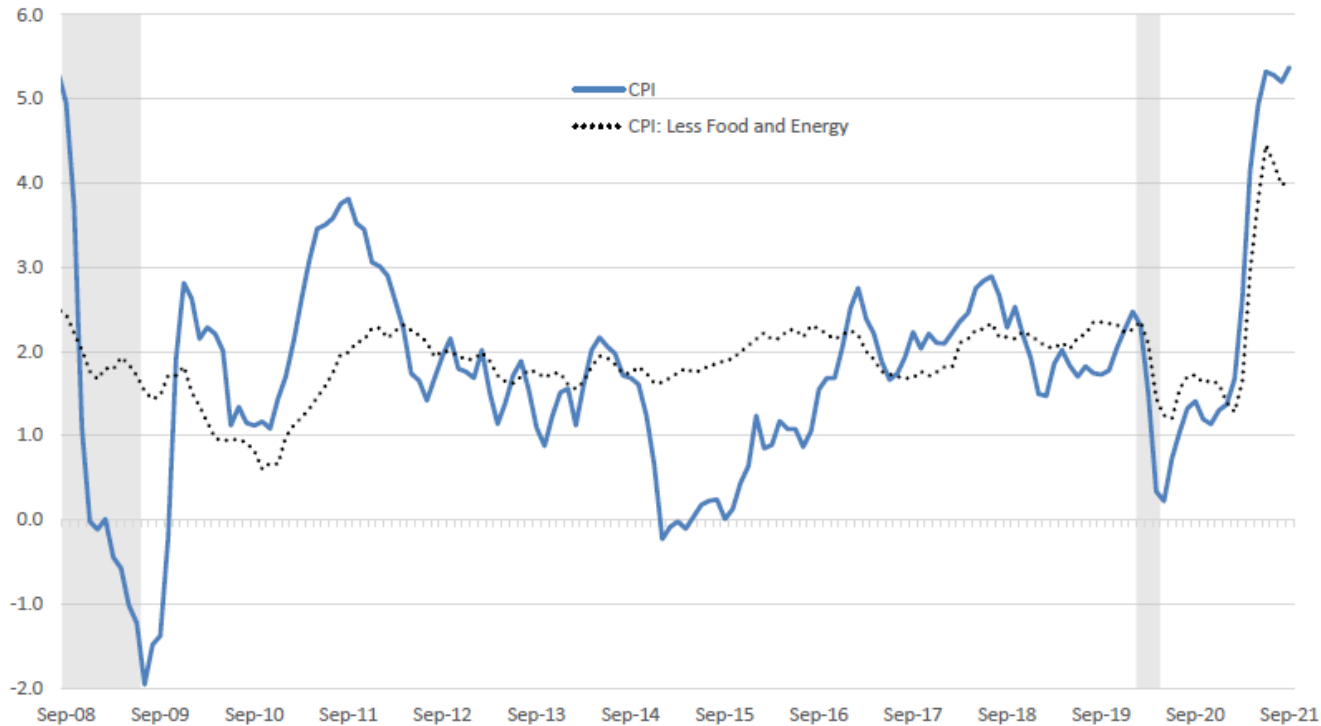
STATE

1



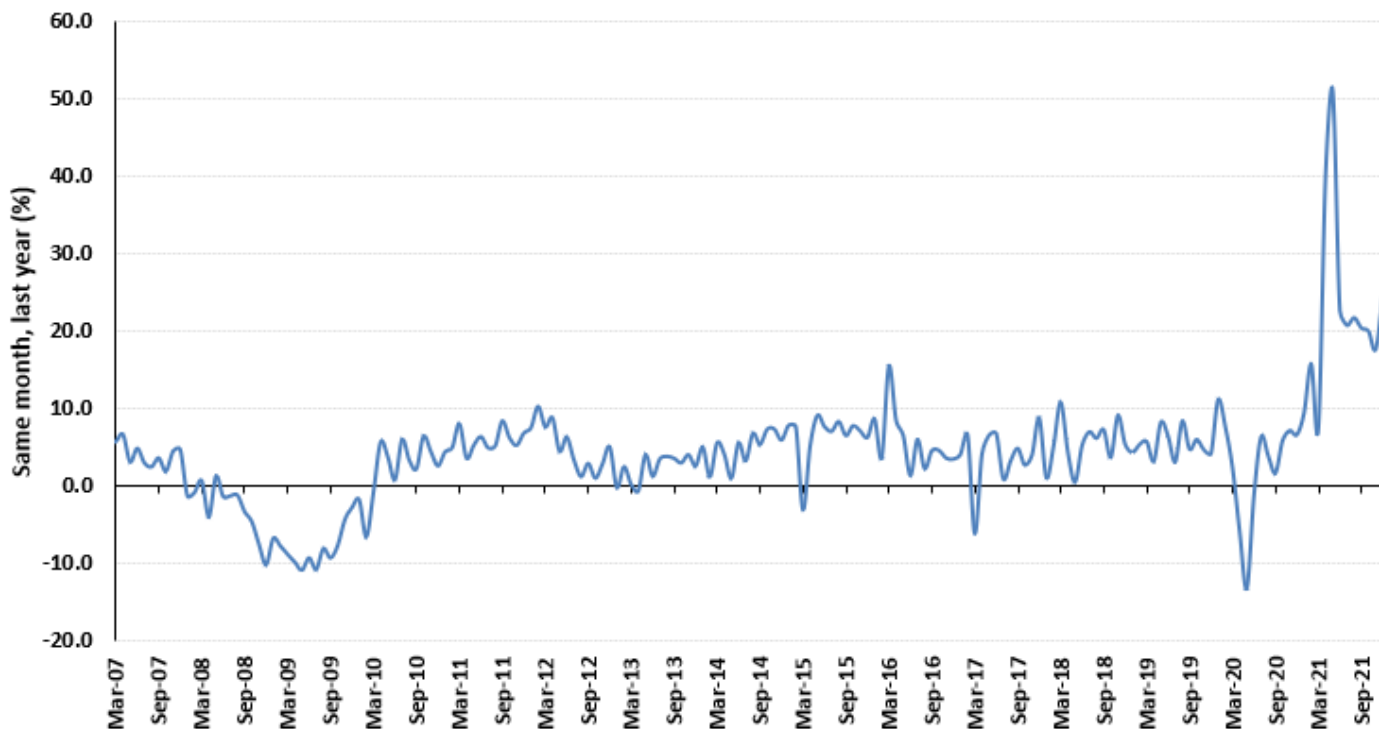
Tennessee

Inflation

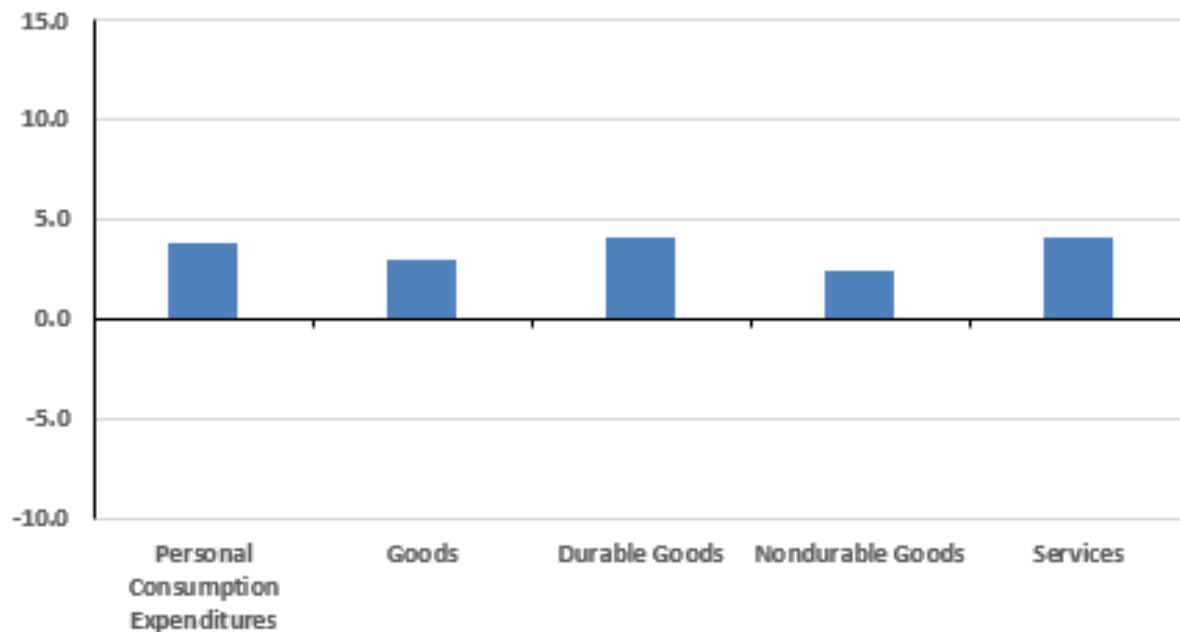


Sources: U.S. Bureau of Labor Statistics, retrieved from FRED, Federal Reserve Bank of St. Louis, Nov 3, 2021.

Sales Tax Revenue Growth Remains Extremely Strong

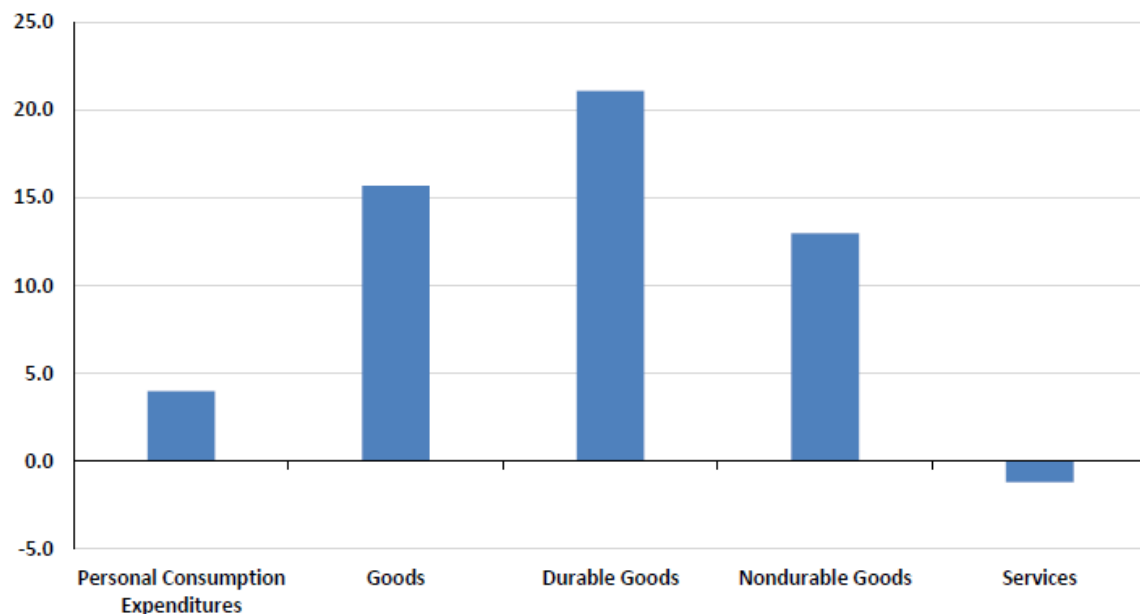


Personal Consumption Growth , 2011-2019 (compound annual growth rates)



Source: Bureau of Economic Analysis.

Consumers have Shifted their Spending to Goods and away from Services (Q3, Percentage Change 2019-2021)

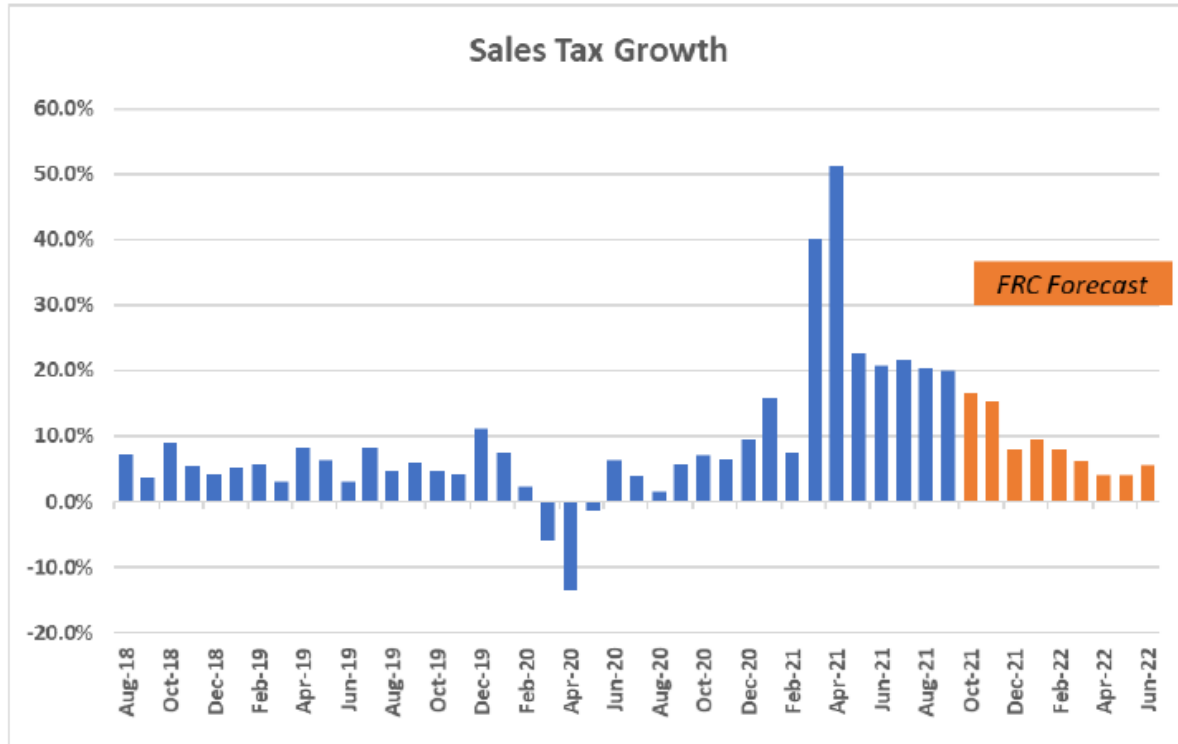


Source: Bureau of Economic Analysis.

Quote from State Funding Board Meeting November 17, 2021

- Dr. Bill Fox, Director, University of Tennessee Boyd Center for Business and Economic Research:
- “Recurring growth that’s underlying all this is much lower than what we’ve seen. And, so one of my real fears is that either there is a significant increase in recurring spending thinking that all this growth is recurring or a reduction in tax rates. Either one, they both have the same impact on the budget, right? And I am fearful that way too much of this will be viewed as recurring.”

Sales Tax Growth



Fiscal Review Committee Staff
November 17, 2021

Quote from State Funding Board Meeting November 17, 2021

- Joe Wegenka, Chief Economist, Fiscal Review Committee:
- “I am certainly more confident in the current fiscal year number. Just looking at the way tax revenues have been coming in year-to-date, I am very confident. Going into next year I think there is much more uncertainty of what’s going to happen with inflation, of what’s going to happen with the labor force participation.”

Quote from State Funding Board Meeting November 17, 2021

- Dr. Bill Fox, Director, University of Tennessee Boyd Center for Business and Economic Research:
- “The question isn’t if, it’s when a rebalancing of spending takes place. I’ll admit, I don’t know when that going to take place. I wish I could sit here and say, ‘it’s going to be on this day.’ What I do expect is it’s going to happen. People are going to revert to consumption levels more in line with their income levels. At that point, we’re going to see tax revenue growth slow down significantly.”

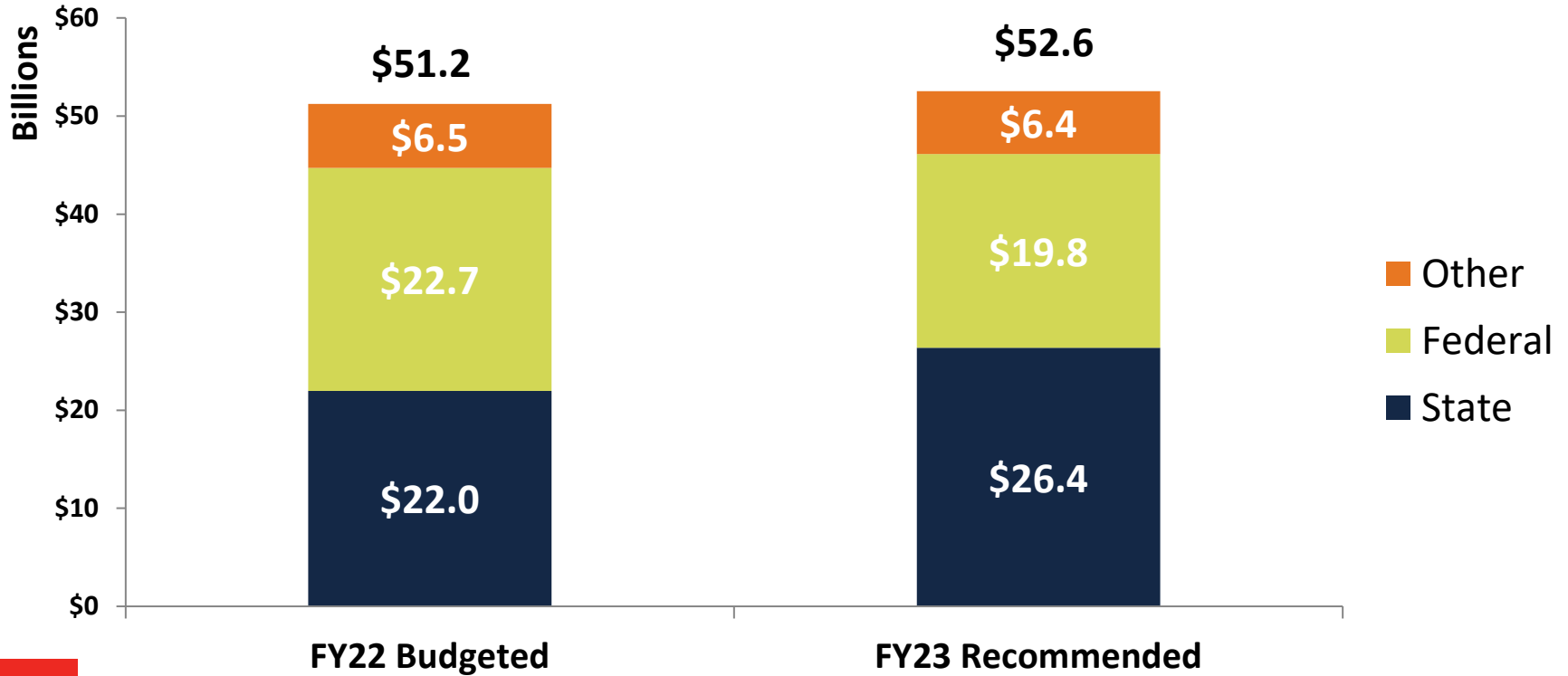
FY23 Budget – Guiding Principles

- Prudent long-term strategic investments
- Return to pre-pandemic priorities
- Invest in what works; and
- Focus on services and outcomes

FY23 Budget Summary

Revenues & Expenditures	Recurring	Non-Recurring
Available Additional Revenues	\$3,553,085,200	\$4,328,716,500
Reductions & Reallocations	\$117,076,200	\$0
Cost Increases	(\$2,290,106,100)	(\$5,708,577,100)
Balance	\$1,380,055,300	(\$1,379,860,600)

Comparison of total budget (billions)



K-12 Education/CTE - \$1.032 billion

Highlights

Tennessee Investment in Student Achievement formula Recurring, however utilized in FY23 to cover the next two nonrecurring items.	\$750,000,000
Career and Technical Education Grants	\$550,000,000
Relocating Public Schools in Flood Plains	\$200,000,000
Teacher Compensation	\$124,680,000
Charter School Facility Funding	\$32,000,000

Higher Education/CTE - \$1.974 billion

Highlights

Fully Funds Outcomes-Based Formula - No Tuition Increases	\$90,000,000
Increase HOPE Awards	\$75,200,000
Higher Education Capital	\$1,154,254,800
TCAT Equipment and Facility Improvements	\$200,000,000
UT/Oak Ridge Innovation Institute	\$72,000,000
University of Memphis - R1 Research Funding	\$50,000,000

Transportation and Infrastructure- \$626.5 million

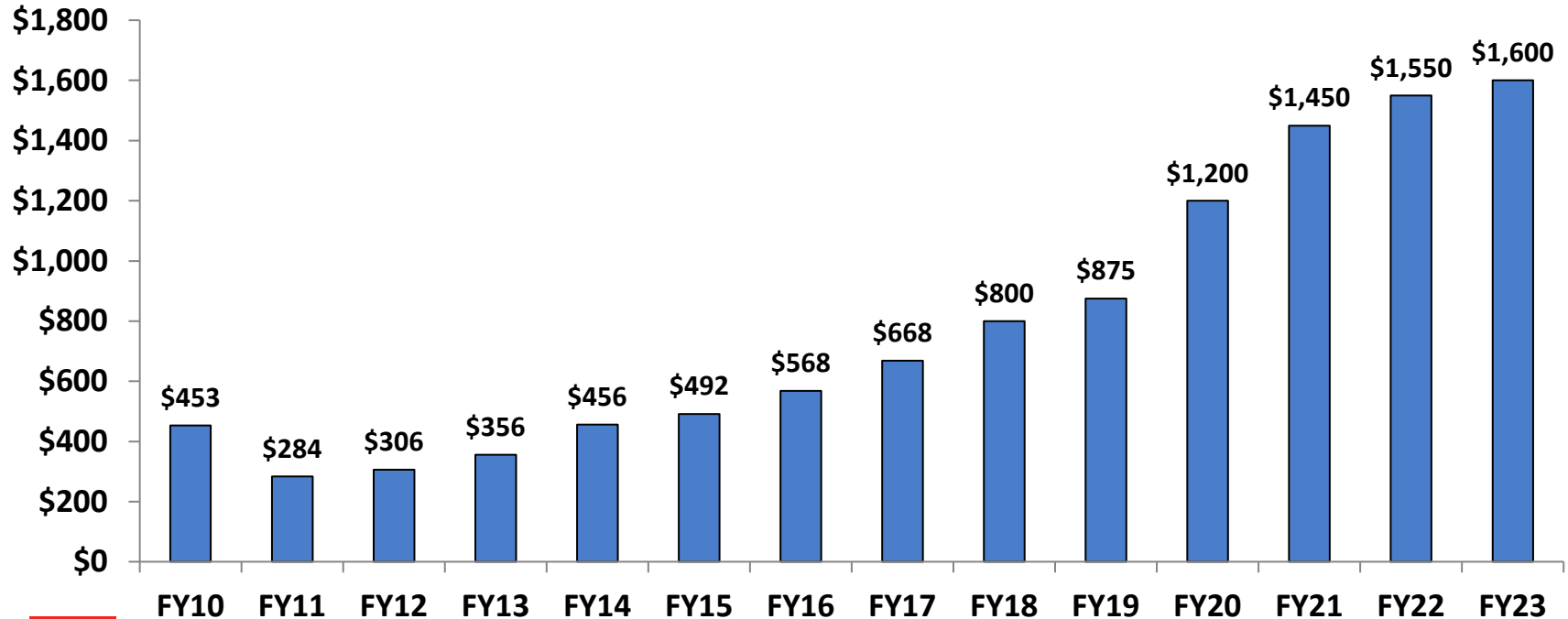
Highlights	
Economic Development Projects	\$77,000,000
State Highway Partnership Program	\$266,000,000
Rural Interchange Improvement Program	\$176,000,000
IMPROVE Act Acceleration	\$100,000,000
Enhanced Litter Removal	\$4,000,000

Rainy Day and Liability Reduction \$921.7 million

Highlights	
Rainy Day Fund	\$50,000,000
OPEB - Reduce Unfunded Liability	\$300,000,000
TCRS - Reduce Unfunded Liability	\$350,000,000
Reduce Authorized / Unissued Debt	\$221,696,000



Record Rainy Day Fund (millions)



Health and Social Services - \$545.5 million

Highlights	
TennCare – Support for Public Hospitals	\$82,706,300
TennCare/DCS/Health/Mental Health/DIDD/Aging – Provider Rate Increases	\$90,839,700
Health/Higher Education – Graduate Medical Education	\$18,600,000
TennCare – Adult Dental Benefits	\$25,545,400
Health – Expansion of Dental Services – Year 1	\$11,868,000
TennCare/Aging/DIDD – Pathways to Independence	\$55,295,000
DIDD – TEIS to Age 4	\$21,837,500

Law and Safety - \$601.6 million

Highlights

100 Troopers – TN Highway Patrol	\$15,950,000
Tennessee Bureau of Investigation – Agents and Forensic Crime Professionals	\$24,172,500
Multi Agency Law Enforcement Training Academy – Total included in Capital slide, shown here for investment area discussion	\$355,660,000
Support for local law enforcement hiring	\$66,240,800
Violent Crime Intervention Fund	\$150,000,000
Tennessee Advanced Communications Network	\$178,904,400

Capital Investments

	Improvement (state funding)	Maintenance (state funding)
General Government	\$1,435,041,000	\$166,747,500
Higher Education – (total on prior slide)	\$1,106,210,800	\$48,044,000
Capital Investments Total	\$2,541,251,800	\$214,791,500

TCAT Expansions

- TCAT Morristown, Greenville Campus
- TCAT Pulaski
- TCAT Dickson, Clarksville Campus
- TCAT Harriman
- TCAT Oneida, Fentress Co Campus
- TCAT Crump
- TCAT Livingston
- TCAT Nashville
- TCAT Elizabethton, Boones Creek Campus
- TCAT Oneida / Huntsville

F&A Capital Items

- Moccasin Bend Mental Health Institute
- Wilder Youth Development Center
- TEMA Emergency Operations Center
- TEMA Warehouse

Closing - FY23 Budget Highlights

- Invests in Tennessee: America at Its best
- Fully balanced
- Prioritizes one-time expenses to mitigate uncertainties
- Provides critical services to citizens with a leaner workforce than when Governor Lee took office
- Targets programs that work