




DEPARTMENT OF DISABILITY AND AGING
FISCAL YEAR 2026-2027 BUDGET HEARING

Department of Disability and Aging

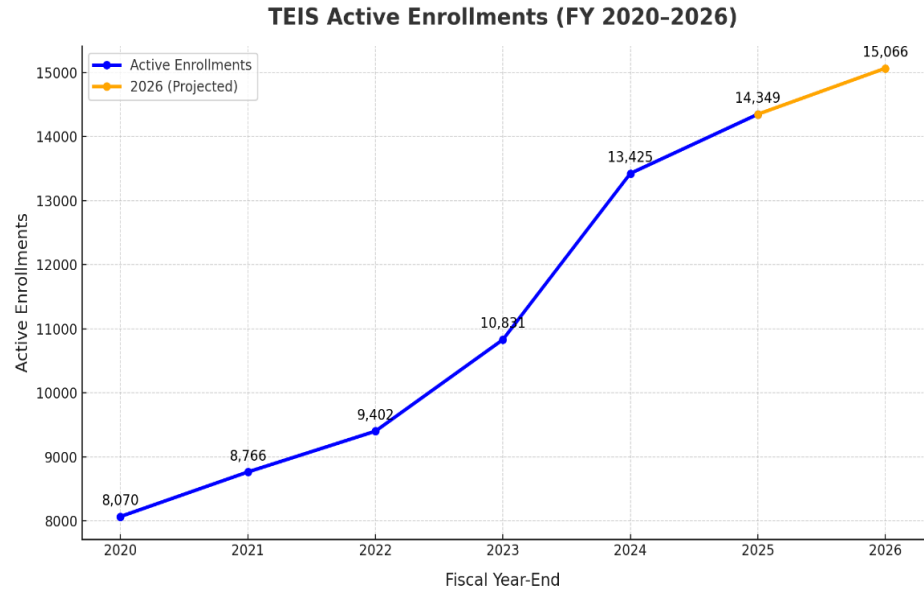
DDA Overview



Department of Disability and Aging

Tennessee Early Intervention System (TEIS)

- **Over 77% growth** in active enrollments since TEIS transitioned under DDA in **July 2020**
 - **53% growth** seen in past 3 years, since Extended Option added in **July 2023**
- **14,349 children enrolled** as of **FY2026**
- Over **22,000 families supported** in **FY2025**, totaling **more than 60,000** since **2020**
- Over **91% of families** report that TEIS has helped their child develop and learn

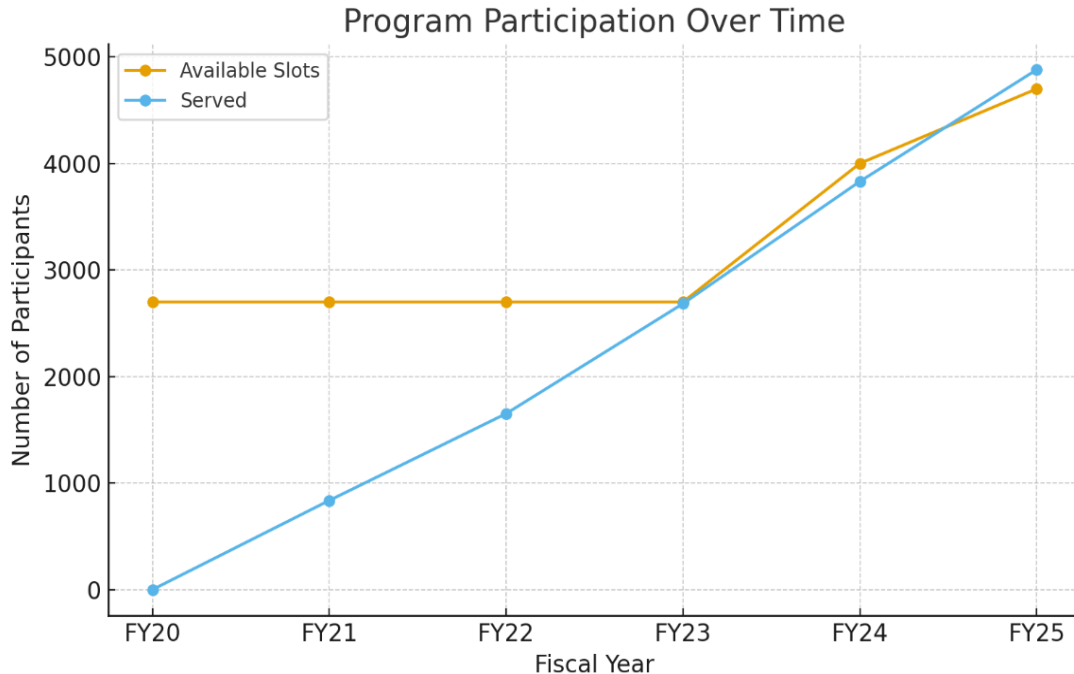


Note: FY 2026 enrollment is projected based on current growth trends.




Department of Disability and Aging

Katie Beckett – Part B



- KB – Part B has **delayed or prevented** the need for more costly Medicaid services while **providing children and families with essential services**
- **93% of families** expressed satisfaction with the program in general
- **Served over 5,500 children** since inception
- Has helped **maintain the family unit, avoid financial ruin, and prevent displacement of their child from the home**



Department of Disability and Aging

Grant Administration

- **Tennessee Believes**
 - 10 colleges/universities
 - \$1 million recurring
- **Adult-sized Changing Tables**
 - 68 total grants
 - \$1 million total
- **Senior Center Grants**
 - 527 total grants
 - \$10 million total
- **Inclusive Playgrounds**
 - 7 grants awarded
 - \$2.5 million total



Department of Disability and Aging

Division of Aging

OPTIONS for Community Living

Since transitioning to DDA in FY2025:

- Additional **\$9M** recurring investment
- **Over 6,200** unique individuals served
- **Over 660,000** meals provided
- FY26 funding will enable us to **reduce the current waitlist of 4,900** by approximately 50%

Senior Nutrition Program


Since transitioning to DDA in FY2025:

- Additional **\$4M** recurring investment
- **Supports 150+ meal sites across 95 counties**, ensuring no senior goes hungry
- Over **3.5 million** meals served annually

Department of Disability and Aging

Other Significant Investments – Since FY2020

- **Medicaid Alternative Pathways (MAPs)**
 - \$25 million recurring investment
 - 853 individuals served (since FY23)
- **TN START Assessment & Stabilization Teams**
 - \$5.65 million recurring investment
 - Over 600 individuals served (since FY21)



- **TN Strong Families**
 - \$38.63 million recurring investment
 - 1,167 individuals served (since FY23)
- **Enabling Technology**
 - \$1 million recurring investment
 - 2,094 people using ET statewide



Department of Disability and Aging

Capital Improvements

New DDA East


Construction is 40% complete
Current Expenditures: \$14,492,733.55
Total Obligations: \$48,615,941.72
Substantial Completion is scheduled for 8/13/26

New DDA Middle

Construction is 60% complete
Current Expenditures: \$35,955,652.88
Total Obligations: \$64,026,209.10
Substantial Completion is scheduled for 6/23/26

New DDA West

Construction is 98% complete
Current Expenditures: \$42,548,663.88
Total Obligations: \$47,524,610.88
Substantial Completion is scheduled for 10/29/25



Department of Disability and Aging

Capital Improvements



Department of Disability and Aging

Capital Improvements



Department of Disability and Aging– Cost Increase Request

	State Appropriations				Federal	Other	Total	Positions
	General Fund		Dedicated					
	Recurring	NR	Recurring	NR				
1 Katie Beckett Part B Slots	\$ -	\$ -	\$ -	\$ -	\$ -	\$ 26,121,600	\$ 26,121,600	-
2 Senior Nutrition Program Waitlist and Meal Rate Increase	9,373,300	-	-	-	-	-	9,373,300	-
3 OPTIONS for Community Living Program Waitlist	1,750,000	-	-	-	-	-	1,750,000	-
4 Accessibility Grants	-	10,000,000	-	-	-	-	10,000,000	-
5 TEIS Growth - Therapy Services	9,094,100	-	-	-	-	-	9,094,100	-
6 Public Guardianship Program Resources	1,500,000	-	-	-	-	-	1,500,000	-
7 Alzheimer’s and Dementia Respite	2,000,000	-	-	-	-	-	2,000,000	-
8 Long-Term Care Ombudsman Support	1,000,000	-	-	-	-	-	1,000,000	-
9 Volunteer Engagement and Support	1,000,000	-	-	-	-	-	1,000,000	-
10 THDA and Public-Private Housing Partnership	-	-	-	-	-	4,000,000	4,000,000	-



Department of Disability and Aging– Cost Increase Request

	State Appropriations				Federal	Other	Total	Positions
	General Fund		Dedicated					
	Recurring	NR	Recurring	NR				
11 Academic Behavioral Specialist Program	500,000	-	-	-	-	-	500,000	-
12 Senior Community Food Program	500,000	-	-	-	-	-	500,000	-
13 Tennessee Strong Families HRA Program	-	2,500,000	-	-	-	-	2,500,000	-
14 Aging Resource Database Support	540,100	-	-	-	-	-	540,100	-
15 Provider Network Supports	-	-	-	-	-	308,800	308,800	-
16 Expansion of Crisis Services	-	-	-	-	-	623,400	623,400	-
17 Major Maintenance and Operational Cost	-	1,000,000	-	-	-	-	1,000,000	-
Total Cost Increases	\$ 27,257,500	\$ 13,500,000	\$ -	\$ -	\$ -	\$ 31,053,800	\$ 71,811,300	-



THANK YOU