

# **DIVISION OF UNDERGROUND STORAGE TANKS**



## **UST CONTAMINATION PROJECT PRIORITIZATION PLAN (Phase XIV)**

**November 3, 2022**

# **TABLE OF CONTENTS**

1. Contamination Project Prioritization Plan
2. New Contamination Projects Last Five Years
3. Contamination Projects Closed Last Five Years
4. State Owned System and Time to Closure
5. All Active Contamination Projects – Sorted by Facility ID Number
6. Reimbursable Contamination Projects – (phase XIV plan item #1)
7. Reimbursable Projects to Proceed with Corrective Action (phase XIV plan item #1)
8. Reimbursable Projects with Operating Dual Phase Corrective Action Systems (phase XIV plan item #2)
9. Reimbursable Projects in Closure Monitoring (phase XIV plan item #3)
10. Non-Reimbursable Projects (phase XIV plan item #4)
11. Implementation Cost Calculator Spreadsheet – Phase XIV Costs, Remaining Phase I through Phase XIII Costs

# **TAB 1**

## **Contamination Project Prioritization Plan**

## Division of Underground Storage Tanks Contamination Project Prioritization Plan XIV

**November 3, 2022**

The Division developed a prioritization system based on contaminant concentrations, risk, and exposure factors in the spring of 2006. In mid-2006 staff completed statewide risk prioritization of petroleum contamination projects. Approval from both the UST Task Force and the Commissioner’s Office was obtained prior to the implementation of Phase I prioritization dated March 1, 2007. To date, 13 phases have been implemented.

### **PHASE I through XIII IMPLEMENTATION and RESULTS**

The Division’s Phase I through Phase XIII plans implemented corrective action with state owned equipment at the sites with prioritization scores above a designated score as shown below.

Phase	Implementation Date	Total Contamination Projects	Prioritization Score of Reimbursable Projects Approved to Proceed to Corrective Action (CA)	Reimbursable Projects Approved to Proceed to CA**
I	03/01/07	768	≥ 250	71
II	03/01/08	645	≥ 200	57
III	10/01/09	538	≥ 125	89
IV	10/01/10	505	All*	43
V	10/01/12	455	All*	48
VI	10/01/13	383	All*	26
VII	10/01/14	345	All*	20
VIII	10/01/15	308	All*	20
IX	10/01/16	244	All*	24
X	10/01/17	204	All*	33
XI	10/01/18	164	All*	34
XII	01/21/20	144	All*	34
XIII	11/01/21	107	All*	28
XIV	11/03/22	98	All*	23

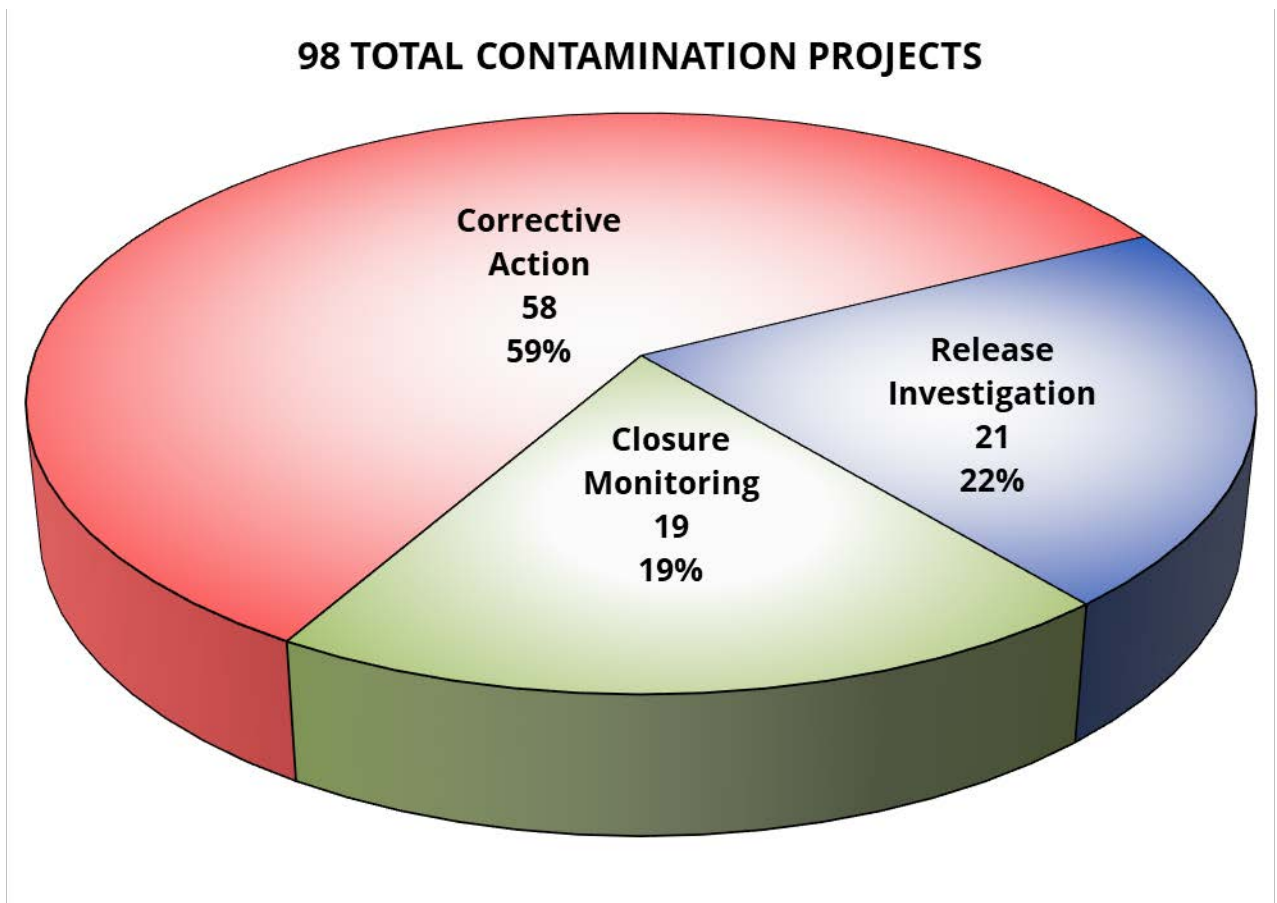
All\* - All prioritized projects with a risk identified, CAS not onsite, and reimbursable

\*\* - Not all sites identified proceeded with the use of a corrective action system

Phase I, II, and III were not immediately and fully implemented due to a planned Request for Proposal (RFP) for the manufacture and refurbishment of dual phase corrective action systems, which was delayed in a lengthy review process. However, in late 2008 a contract was awarded and the first order for Division owned systems was placed at that time. Under that contract, the Division has purchased a total of one hundred ninety (190) corrective actions systems. In March 2019, 51 of the 190 corrective action systems were sold.

### **PHASE XIV IMPLEMENTATION**

The following is a status of the current active contamination projects:



Of the 98 active contamination projects, an Exposure Assessment and prioritization has been completed for 73. Based on the prioritization, the following is a summary of projects that have sensitive receptor(s) within a specified distance in addition to the total number of sites that have petroleum free product.

**25 - Sites with free product**

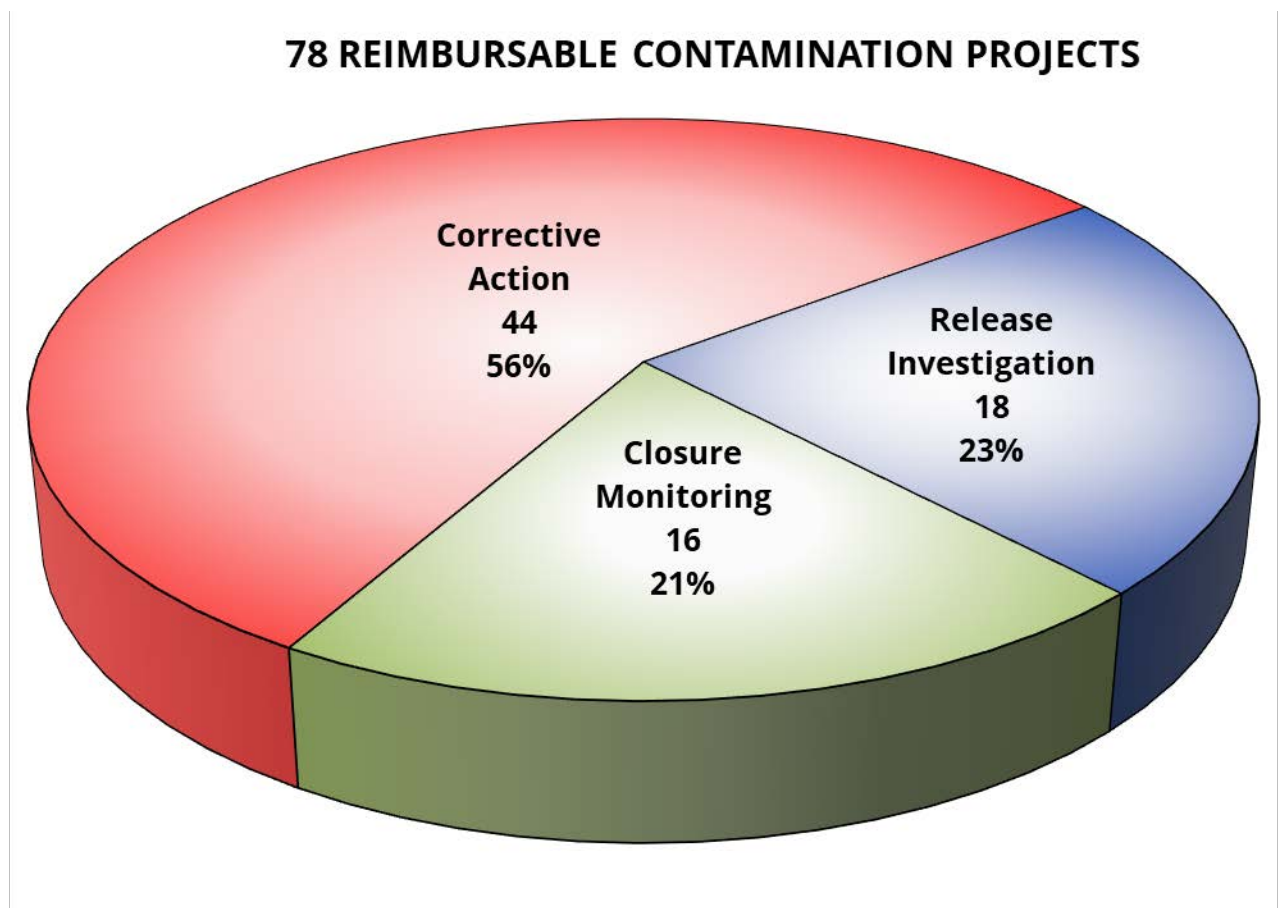
**23 - Sites with a drinking water well within 0.5 mile of the site**

- 11 = Drinking water well located within 0.1 mile
- 2 = Drinking water well located between 0.1 mile and 0.25 mile
- 10 = Drinking water well located between 0.25 mile and 0.5 mile

**12 – Sites with a Wellhead Protection Area within 0.25 mile of the site**

- 5 = Within a Wellhead Protection Area
- 4 = Within 0.1 mile from a Wellhead Protection Area
- 3 = Between 0.1 mile and 0.25 mile from a Wellhead Protection Area

The results of the Phase XIV project prioritization for reimbursable projects are as follows:



Based on these results and the funds currently available and predicted to be available in the future, the Division has the following proposal for reimbursable releases:

1. Immediately implement corrective action at six (6) sites that have: established site-specific clean-up levels, prioritization with respect to potential risk to human health and the environment, are reimbursable or the determination is pending and do not have a dual phase system currently operating. Additionally, the remaining 17 sites will move

forward through investigation, risk determination and prioritization. The estimated costs for this implementation during phase XIV for all 23 sites will be \$4.8M. Division owned refurbished corrective action systems will be utilized for these sites to reduce recurring capital expense. A spreadsheet of all reimbursable projects is provided in **Tab #6**, and the spreadsheet detailing the 23 reimbursable projects approved to move forward is in **Tab #7**. Detailed cost estimates are located at **Tab #11**.

2. Continue to operate and maintain the 30 dual phase corrective action systems that are located at 23 reimbursable sites. The estimated costs for continuing to operate these systems during phase XIV will be \$2.4M. A spreadsheet of all sites that currently have systems operating or start-up is imminent is located at **Tab #8**. Detailed cost estimates are located at **Tab #11**.

Additional costs may be incurred if/when the Division is required to install off-gas treatment on future system installations to meet air permit emission requirements. To date, the Division purchased and proactively installed four (4) catalytic oxidizer (CatOx) units at sites with large amounts of free product and/or sensitive receptors nearby (Note: Air permits were not required at any of these sites). Two of the four (4) units were sold and the remaining two (2) units are ready for use at future sites. These CatOx units require operating and maintenance costs during the period that they are employed. The current inventory of Division owned CatOx units will be sufficient to address any new sites beginning corrective action with large amounts of free product and/or sensitive receptors nearby. The estimated costs for installation and operating costs of one CatOx unit will be \$22K. Detailed cost estimates to utilize these CatOx units are located at **Tab #11**.

3. Continue to sample and require reporting on the 16 reimbursable contamination sites that have achieved the risk-based site-specific clean-up levels and are in closure monitoring. The estimated costs for sampling and reporting on these sites to obtain closure during phase XIV will be approximately \$0.3M. A spreadsheet of reimbursable sites that are currently in closure monitoring is located at **Tab #9**. Detailed cost estimates are located at **Tab #11**.
4. Continue to direct the 20 non-reimbursable sites (state or federal projects and those that have been denied fund eligibility) to proceed with corrective action in accordance with a plan approved by the Division. If additional sites are determined to be non-reimbursable, then they will be directed to proceed with investigation and/or clean-up in accordance with existing guidance and as approved by the Division. A spreadsheet of non-reimbursable sites that are currently in investigation and/or corrective action is located at **Tab #10**.
5. Maintain emergency monies for vapor complaints, impacted drinking and surface waters, and free product releases where the cost for the petroleum release exceeds the

normal expenditures for clean-up costs. Monies that will be set aside during phase XIV to address these conditions total \$2M. Detailed cost estimates are located at **Tab #11**.

6. Require all new releases [assumed to be 41 based on average of last five years] to conduct an initial site characterization investigation and risk-based assessment to determine if the site is eligible for closure monitoring or should be placed in the prioritization system. The cost for initial site characterization, sampling, reporting, and risk assessment that may be over the lowest deductible is approximately \$1.2M and included in **Tab #11**.
7. Constantly review the clean-up progress of all sites and continue to identify sites that have almost reached clean-up goals. As these sites are identified, the Division will implement a lower cost technology, such as over-excavation, bioremediation, etc. as a polishing step to reach clean-up levels. Monies will be set aside (\$2M) to address the identified sites close to clean-up goals and to conduct pilot projects as viable new investigation techniques and remediation technologies are identified.

### **CONTINUING FOLLOW-UP**

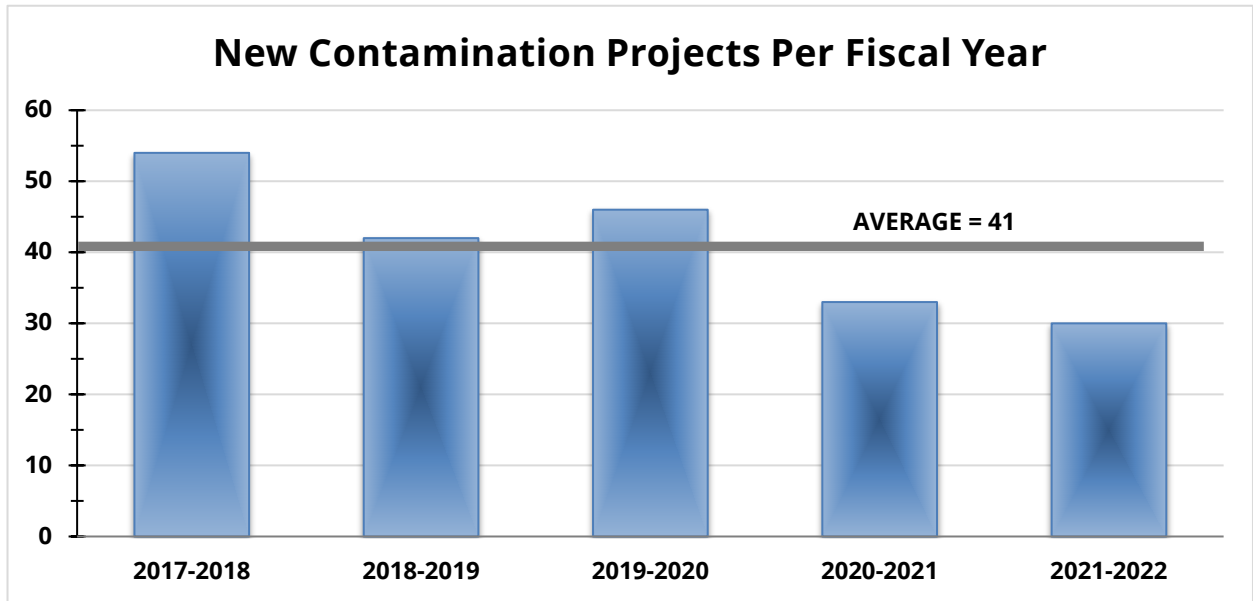
The Division will constantly evaluate the progress of contamination project clean-up as well as the Fund balance. The Division is currently evaluating each project that has conducted an investigation, established site-specific clean-up levels, and been prioritized that is a potential risk to human health and the environment. This process requires a written memo summarizing the historical information and a plan of action to expedite contamination project closure.



## **TAB 2**

### **New Contamination Projects Last Five Years**

# NEW CONTAMINATION PROJECTS - LAST 5 YEARS

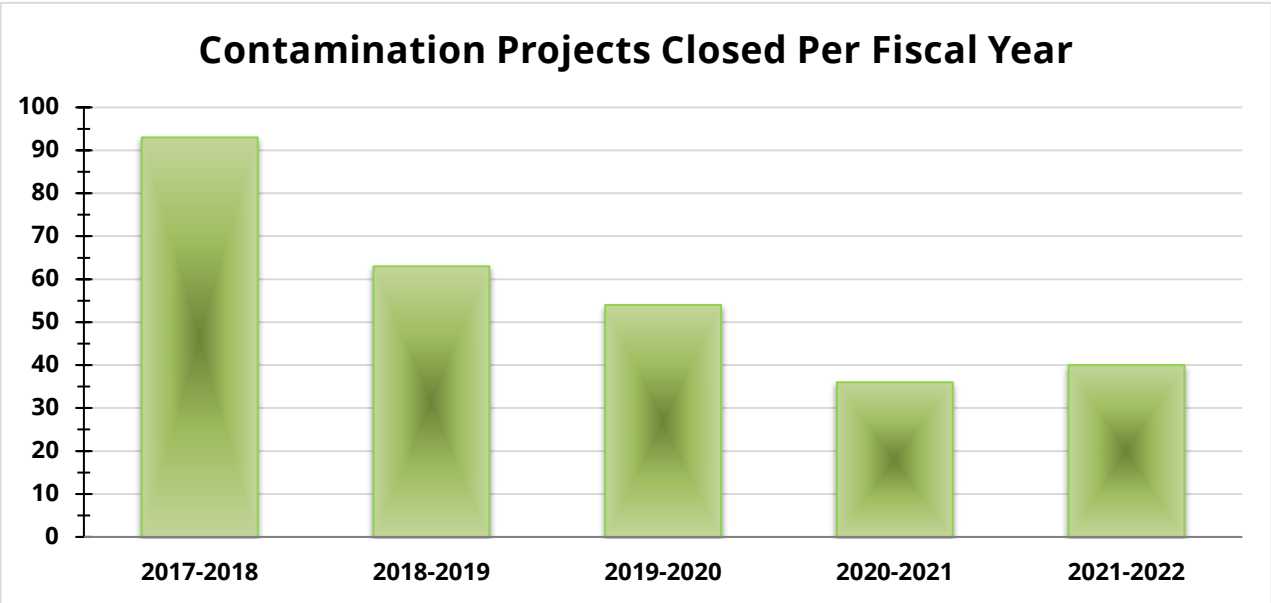


State Fiscal Year	New Contamination Projects
2017-2018	54
2018-2019	42
2019-2020	46
2020-2021	33
2021-2022	30
<b>Total</b>	<b>205</b>
<b>Average</b>	<b>41</b>

# **TAB 3**

## **Contamination Projects Closed Last Five Years**

# CONTAMINATION PROJECTS CLOSED - LAST 5 YEARS



Fiscal Year	Contamination Projects Closed	Average Age of Projects (Years)
2017-2018	93	11.5
2018-2019	63	5.0
2019-2020	54	5.5
2020-2021	36	6.6
2021-2022	40	5.2
<b>Total</b>	<b>286</b>	-
<b>Average</b>	<b>57</b>	<b>6.8</b>

# **TAB 4**

## **State Owned System and Time to Closure**

**DIVISION OWNED CORRECTIVE ACTION SYSTEMS  
TIME FROM STARTUP TO PROJECT CLOSURE**

<b>CAS Start-Up (Fiscal Year)</b>	<b>Average Timeframe CAS Startup to Project Closure (Years)</b>	<b>Remaining CAS (Project Not Closed)</b>
2008-2009	5.2	1
2009-2010	<b>4.8</b>	<b>0</b>
2010-2011	<b>4.5</b>	<b>0</b>
2011-2012	4.1	1
2012-2013	<b>4.2</b>	<b>0</b>
2013-2014	3.5	1
2014-2015	3.6	3
2015-2016	2.6	1
2016-2017	3.0	3
2017-2018	2.1	4
2018-2019	2.8	8
2019-2020	2.2	6
2020-2021	-	3
2021-2022	-	10
Total Average (Years)	4.0	-

# **TAB 5**

**All Active Contamination Projects -  
Sorted by Facility ID Number**

# CONTAMINATION PROJECT LIST

11/03/22

	Facility ID#	Case #	Facility Name	Sec	TGD-017	CP Date	Score	FP	DW Well	WHPA	System ID #	CAS Start Up	Discharge	APER	Case Mgr	PPP #	Disc Date	\$\$\$	Current Status
1	1300137	3	Creekside Market 3	FO	03/01/21	05/03/21	197	Yes	>0.5 mi	>0.25 mi	04-2011-142-RR	02/15/22	NPDES	07/29/22	MWG	1L	11/13/19	Approved	6 Corrective Action
2	1300269	2	Former Capitol Gulf	FO	09/21/19	09/21/19	180	Yes	>0.5 mi	>0.25 mi	10-2011-165-R	04/14/20	NPDES	01/26/22	MWG	2L	02/26/19	Approved	7 Closure Monitoring
3	1370026	3	St. Clair Place	FO	-	-	-	-	-	-	-	-	-	-	MWG	1N	11/30/21	Approved	3 Release Investigation
4	1370084	3	Quick Stop Market 12	FO	10/17/22	10/16/22	100	No	>0.5 mi	>0.25 mi	-	-	-	-	MWG	2N	05/17/22	Approved	6 Corrective Action
5	1900113	3	Reinhart Foodservice LLC	FO	08/23/22	08/26/22	100	Yes	>0.5 mi	>0.25 mi	-	-	-	-	MWG	3N	03/10/22	Approved	6 Corrective Action
6	2010076	1	Lee's Food Mart no.125	FO	01/20/21	01/20/21	385	No	<0.1 mi	>0.25 mi	08-2009-058-RR	10/09/19	NPDES	06/23/21	RAH	4K	02/27/18	Approved	7 Closure Monitoring
7	2050217	2	Walland Market	FO	06/14/22	-	-	-	-	-	-	-	-	-	RAH	-	01/06/22	Approved	7 Closure Monitoring
8	2150095	1	Sherry's Market	ENF	-	-	-	-	-	-	-	-	-	-	SEW	-	06/01/20	NA	3 Release Investigation
9	2320022	6	Carroll's Grocery	FO	05/29/20	05/29/20	322	No	>0.5 mi	<0.1 mi	05-2011-146-R	08/10/21	POTW	07/07/21	RAH	11L	09/23/19	Approved	6 Corrective Action
10	2470305	1	HANCOCK GROCERY	LT	01/19/22	01/19/22	270	Yes	<0.1 mi	>0.25 mi	-	-	-	-	DNC	-	08/10/21	LT	7 Closure Monitoring
11	2470438	5	Pilot Travel Center #270	FO	02/15/19	07/16/21	108	Yes	>0.5 mi	>0.25 mi	09-2010-129-R	11/05/18	NPDES	01/28/20	RAH	3H	03/14/16	Approved	6 Corrective Action
12	2470568	2	Rocky Top Market no.10	FO	-	-	-	-	-	-	-	-	-	-	RAH	4N	07/19/22	Approved	3 Release Investigation
13	2470585	1	Ryder Truck Rental #0159	FO	04/24/08	07/15/21	102	Yes	>0.5 mi	>0.25 mi	07-2010-116-R	10/27/14	POTW	08/01/18	RAH	*	08/02/89	Closed	6 Corrective Action
14	2470685	5	Breadbox no. 42	FO	05/12/21	05/11/21	347	No	0.1 to 0.25 mi	>0.25 mi	-	-	-	04/25/22	RAH	2M	08/20/20	Approved	6 Corrective Action
15	2470783	3	Top Food and Gas	FO	06/28/17	07/15/21	87	No	>0.5 mi	>0.25 mi	10-2009-070-R, 07-2010-114-RR	03/15/17, 04/22/19	POTW	08/09/18	RAH	*	12/07/16	Approved	7 Closure Monitoring
16	2471218	4	Pilot Oil No. 376	FO	01/30/20	01/08/20	157	No	>0.5 mi	>0.25 mi	-	-	-	-	RAH	-	04/21/19	Denied	6 Corrective Action
17	2650032	1	The Trading Post	LT - SL	-	-	-	-	-	-	-	-	-	-	DNC	5N	07/27/22	Approved	3 Release Investigation
18	2760047	14	Roark's Amoco Service Station	FO	08/04/21	08/03/21	132	No	>0.5 mi	>0.25 mi	-	-	-	-	RAH	3M	02/02/21	Approved	7 Closure Monitoring
19	3060015	3	Circle K Store no. 4703635	FO	07/09/21	07/12/21	232	Yes	>0.5 mi	>0.25 mi	-	-	-	-	MWG	5M	08/24/20	Approved	6 Corrective Action
20	3060102	1	Helen Franklin	LT	05/14/22	04/22/22	317	Yes	>0.5 mi	Within WHPA	-	-	-	-	DNC	-	10/12/21	LT	6 Corrective Action
21	3060111	1	Johnston Coca-Cola Co	FO	02/05/14	06/05/15	100	Yes	>0.5 mi	>0.25 mi	-	-	-	-	DNC	-	04/14/87	NA	6 Corrective Action
22	3060191	3	Circle K Store no. 4703629	FO	02/25/22	10/06/21	272	No	0.1 to 0.25 mi	<0.1 mi	-	-	-	-	DNC	6M	12/01/20	Approved	6 Corrective Action
23	3060197	2	Circle K Store no. 4703634	FO	03/02/22	-	-	-	-	-	-	-	-	-	RAH	7M	04/05/21	Approved	7 Closure Monitoring
24	3060202	2	Lehigh Gas Wholesale Services Inc TN0014	FO	01/15/20	11/24/21	107	No	>0.5 mi	>0.25 mi	*	08/17/22	NPDES	-	MWG	-	03/05/19	Denied	6 Corrective Action
25	3260008	1	BUSY CORNER MARKET	LT - SL	10/18/20	10/18/20	305	No	<0.1 mi	>0.25 mi	-	-	-	-	SEW	18L	01/17/19	Approved	7 Closure Monitoring
26	3310008	1	Coalmont Service Center	LT	10/20/18	05/29/20	120	No	>0.5 mi	>0.25 mi	-	-	-	-	DNC	-	09/16/11	LT	7 Closure Monitoring
27	3330812	3	Mapco Express No. 3537	FO	-	-	-	-	-	-	-	-	-	-	RAH	6N	07/19/22	Approved	3 Release Investigation
28	3700060	2	Hall's Grocery	LT	06/26/20	07/16/20	485	No	<0.1 mi	>0.25 mi	12-2009-092-R	03/03/21	NPDES	08/17/22	DNC	-	12/17/19	LT	6 Corrective Action
29	4140045	1	Union Hill Grocery	LT - SL	06/21/21	06/21/21	115	No	0.25 to 0.5 mi	>0.25 mi	-	-	-	-	DNC	8M	10/23/20	Approved	7 Closure Monitoring
30	4180089	1	Tobacco Outlet	FO	10/14/22	09/16/22	198	No	0.25 to 0.5 mi	>0.25 mi	-	-	-	-	DNC	-	02/28/22	Approved	7 Closure Monitoring
31	4210076	2	Jewel's Market no. 3	FO	05/20/22	-	-	-	-	-	-	-	-	-	SCC	9M	07/27/21	Approved	7 Closure Monitoring
32	4670084	2	West End BP	FO	06/24/22	06/24/22	75	No	>0.5 mi	>0.25 mi	-	-	-	-	SCC	10M	10/28/21	Approved	7 Closure Monitoring
33	4710026	1	Express Mart (dba Speed Mart)	FO	-	-	-	-	-	-	-	-	-	-	DNC	7N	10/07/20	Pending	3 Release Investigation
34	4710034	3	Lead Lap 2	FO	02/06/21	02/10/21	144	Yes	>0.5 mi	>0.25 mi	02-2010-099-RR, 08-2010-121-R	03/18/19, 03/28/19	POTW	01/28/20	SCC	23J	07/06/17	Approved	6 Corrective Action
35	4710056	2	Cookeville Express	FO	06/08/22	06/08/22	182	Yes	>0.5 mi	>0.25 mi	-	-	-	-	SCC	11M	10/28/21	Approved	6 Corrective Action
36	4710136	3	Tom's Market	FO	-	-	-	-	-	-	-	-	-	-	DNC	8N	06/28/22	Approved	3 Release Investigation
37	4800028	1	Keystops	FO	05/21/22	06/07/22	110	Yes	>0.5 mi	>0.25 mi	-	-	-	-	DNC	13M	08/28/21	Approved	6 Corrective Action
38	5190576	2	Spirit Market	LT - SL	08/17/21	11/01/21	80	Yes	>0.5 mi	>0.25 mi	-	-	-	-	GLS	14M	09/01/16	Approved	6 Corrective Action
39	5740013	3	AM Express 1	FO	03/23/21	02/26/21	122	No	>0.5 mi	>0.25 mi	-	-	-	-	KHH	15M	07/14/20	Approved	6 Corrective Action
40	5740062	2	Ridgetop Shell	FO	03/11/22	03/10/22	137	No	>0.5 mi	>0.25 mi	-	-	-	-	KHH	16M	09/03/21	Approved	6 Corrective Action
41	5750139	1	Korner Market	FO	12/10/20	07/12/19	240	Yes	>0.5 mi	>0.25 mi	12-2009-057-RR	11/02/20	POTW	06/28/21	KHH	*	12/28/18	Approved	6 Corrective Action
42	5839035	1	Gallatin Town Creek Greenway Project	LT - SL	06/06/19	05/07/20	220	No	>0.5 mi	>0.25 mi	-	-	-	-	DNC	21L	11/13/18	Approved	6 Corrective Action
43	5950161	4	Lakeside Market	FO	01/02/19	12/27/18	220	Yes	>0.5 mi	>0.25 mi	-	-	-	12/19/19	KHH	24K	01/24/18	Approved	6 Corrective Action



## CONTAMINATION PROJECT LIST

11/03/22

	Facility ID#	Case #	Facility Name	Sec	TGD-017	CP Date	Score	FP	DW Well	WHPA	System ID #	CAS Start Up	Discharge	APER	Case Mgr	PPP #	Disc Date	\$\$\$	Current Status
44	6520082	1	Parsley's Market and Deli	FO	01/21/22	01/21/22	412	No	<0.1 mi	>0.25 mi	-	-	-	-	DNC	17M	07/21/21	Approved	6 Corrective Action
45	6600210	1	Plowboy's Country Market	FO	-	-	-	-	-	-	-	-	-	-	KHH	9N	06/27/22	Approved	3 Release Investigation
46	7030021	1	Hollowell's Exxon	LT - SL	10/15/22	10/15/22	327	No	<0.1 mi	>0.25 mi	-	-	-	-	DAS	10N	08/16/21	Approved	6 Corrective Action
47	7030028	1	Kee Groc.	LT - SL	-	-	-	-	-	-	-	-	-	-	GLS	11N	09/21/21	Approved	3 Release Investigation
48	7030039	1	Smith and Whitfield	LT - SL	06/23/16	08/17/20	82	Yes	>0.5 mi	>0.25 mi	04-2011-144-R	10/16/17	POTW	12/11/18	DNC	25D	07/13/09	Approved	6 Corrective Action
49	7090092	1	Cornerstone Mart	FO	08/27/20	10/17/22	287	No	0.25 to 0.5 mi	<0.1 mi	-	-	-	-	MWG	23L	06/18/19	Approved	6 Corrective Action
50	7170049	1	ABC Mart 2 (Alamo BP Inc.)	FO	12/03/20	12/03/20	199	No	>0.5 mi	0.1 to 0.25 mi	-	-	-	06/30/21	MWG	24L	10/26/19	Approved	6 Corrective Action
51	7230067	1	Gatlin Grocery	LT - SL	-	-	-	-	-	-	-	-	-	-	SEW	12N	12/04/19	Approved	3 Release Investigation
52	7270125	1	Patterson	LT - SL	05/18/20	06/01/20	249	No	0.25 to 0.5 mi	0.1 to 0.25 mi	01-2011-138-R	02/21/22	NPDES	09/08/22	DAS	20M	08/15/19	Approved	6 Corrective Action
53	7270156	1	T-----5	LT	06/06/19	06/06/19	212	No	0.25 to 0.5 mi	0.1 to 0.25 mi	02-2010-098-RR	03/21/22	NPDES	09/08/22	DAS	-	10/30/18	LT	6 Corrective Action
54	7270201	1	Little General #29	FO	-	-	-	-	-	-	-	-	-	-	MWG	13N	08/17/21	Approved	3 Release Investigation
55	7400046	1	HILLS	LT	10/29/22	10/29/22	262	No	<0.1 mi	>0.25 mi	-	-	-	-	GLS	-	04/22/20	LT	6 Corrective Action
56	7400107	1	W. S. Winsett	LT	09/07/22	09/06/22	177	No	>0.5 mi	>0.25 mi	-	-	-	-	DAS	-	09/14/21	LT	6 Corrective Action
57	7660054	1	Kay And Fay Grocery	LT - SL	-	-	-	-	-	-	-	-	-	-	GLS	14N	01/03/22	Approved	3 Release Investigation
58	7920079	3	Company Unit #2	FO	01/21/18	08/28/20	307	No	>0.5 mi	<0.1 mi	04-2009-018-R	02/06/18	NPDES	08/30/19	RAH	29J	02/22/17	Approved	6 Corrective Action
59	7920148	1	Essary's Conv 2 (Martin Exxon)	FO	12/09/20	12/09/20	262	No	0.25 to 0.5 mi	>0.25 mi	-	-	-	-	DNC	21M	12/23/19	Approved	6 Corrective Action
60	8120091	1	Henderson Food and Fuel	FO	03/19/15	07/22/21	124	No	0.25 to 0.5 mi	>0.25 mi	01-2009-002-R	02/29/16	POTW	06/18/18	DNC	18F	02/25/14	Approved	7 Closure Monitoring
61	8200038	1	OSCAR GIBSON AND CO.	LT - SL	06/18/21	06/18/21	322	No	<0.1 mi	>0.25 mi	08-2010-122-R	10/19/22	NPDES	10/11/21	DAS	22M	07/26/19	Approved	6 Corrective Action
62	8240038	5	Rhea Car Care Center	LT - SL	01/23/07	06/01/20	358	Yes	0.25 to 0.5 mi	Within WHPA	03-2009-009, 06-2009-038-RR	04/08/09, 09/05/17	NPDES	10/24/12	DNC	*	04/04/01	Approved	7 Closure Monitoring
63	8240097	1	Bull Market B #17	FO	07/22/09	06/29/21	209	No	>0.5 mi	>0.25 mi	11-2010-131-R	08/19/14	NPDES	03/01/18	RAH	60B	07/23/08	Approved	6 Corrective Action
64	8249002	1	HWY 64 WEST - SOMERVILLE PROJECT	LT - SL	01/14/20	01/14/20	234	Yes	0.25 to 0.5 mi	>0.25 mi	07-2009-040-R, 08-2009-001-PCR, 10-2009-069-RRR	11/09/16, 03/28/12, pending	NPDES	10/22/22	DAS	*	05/10/05	Approved	6 Corrective Action
65	8350022	4	Bull Market #21	ENF	-	-	-	-	-	-	-	-	-	-	RAH	15N	05/27/22	Appealed	3 Release Investigation
66	8360005	3	Maruti Food Mart LLC dba 57 Food Mart	ENF	08/16/19	09/06/19	238	Yes	>0.5 mi	>0.25 mi	-	-	-	-	SEW	16N	03/29/18	Appealed	6 Corrective Action
67	8360136	3	Jake's	LT - SL	07/15/22										SEW	28L	08/14/19	Approved	7 Closure Monitoring
68	8380043	1	MULLIGANS GROCERY	LT - SL	10/29/22	10/29/22	304	No	<0.1 mi	>0.25 mi	-	-	-	-	DAS	17N	07/12/91	Approved	6 Corrective Action
69	8380044	4	N. R. Newman	LT - SL	05/19/19	07/02/19	159	Yes	>0.5 mi	>0.25 mi	08-2009-047-RR, 10-2009-072-RR, 07-2009-039-R	01/04/22, 12/06/21, 12/14/201	NPDES	10/12/22	DAS	27K	01/24/18	Approved	6 Corrective Action
70	8390055	1	Mckee Grocery	LT	04/04/18	06/03/20	162	Yes	>0.5 mi	>0.25 mi	08-2011-159-R	01/14/20	NPDES	06/30/21	DAS	-	06/29/16	LT	6 Corrective Action
71	8390152	1	101 Travel Plaza	ENF	06/18/21	06/18/21	47	Yes	>0.5 mi	>0.25 mi	-	-	-	-	GLS	-	06/17/15	NA	6 Corrective Action
72	8490130	1	CENTRAL GROCERY	LT - SL	06/30/21	06/30/21	237	No	0.25 to 0.5 mi	>0.25 mi	12-2009-091-R	10/12/22	UIC	10/11/21	DAS	30L	07/10/19	Approved	6 Corrective Action
73	8550009	1	Bethel Texaco	FO	08/10/07	08/13/20	138	No	>0.5 mi	>0.25 mi	07-2008-004-PCR	10/22/13	NPDES	06/18/18	DNC	25	08/12/93	Approved	7 Closure Monitoring
74	8550080	1	Barnett's Grocery	LT	01/28/21	02/11/21	165	No	>0.5 mi	>0.25 mi	06-2011-150-RRR, 08-2011-157-RR	03/29/22, 03/29/22	NPDES	09/08/22	DAS	-	07/01/15	LT	6 Corrective Action
75	8570017	1	JOHNNY BOLD'S GARAGE	LT	12/22/15	07/14/21	379	No	>0.5 mi	Within WHPA	01-2010-109-RR, 08-2010-123-RR, 08-2011-158-RR	04/13/20, 04/06/20, 03/30/20	NPDES	07/14/21	DAS	-	10/22/13	LT	6 Corrective Action
76	8570038	1	Buford Pillow Groc.	LT	-	-	-	-	-	-	-	-	-	-	GLS	-	11/23/21	LT	3 Release Investigation
77	8570126	1	Harrison Grocery	LT - SL	07/27/22	07/29/22	347	No	<0.1 mi	>0.25 mi	-	-	-	-	DAS	18N	08/23/21	Approved	6 Corrective Action
78	8570210	1	East Chester Express	FO	05/17/13	09/01/20	87	No	>0.5 mi	>0.25 mi	05-2009-029-R	08/20/14	POTW	06/18/18	DNC	31D	04/03/12	Approved	6 Corrective Action
79	8570292	2	Clark Gas Station	FO	02/07/22	10/22/21	172	No	>0.5 mi	Within WHPA	-	-	-	-	DNC	24M	02/01/21	Approved	7 Closure Monitoring
80	8570405	1	Old Hickory Citgo #1	LT - SL	03/04/09	06/08/20	722	No	<0.1 mi	Within WHPA	06-2009-031-R, 04-2009-021-R, 04-2012-179-R	12/12/16, 03/04/19, 11/02/18	NPDES	07/13/21	DAS	5A	04/20/06	Approved	6 Corrective Action

## CONTAMINATION PROJECT LIST

11/03/22

	Facility ID#	Case #	Facility Name	Sec	TGD-017	CP Date	Score	FP	DW Well	WHPA	System ID #	CAS Start Up	Discharge	APER	Case Mgr	PPP #	Disc Date	\$\$\$	Current Status
81	8840071	3	Express Food Mart	ENF	-	-	-	-	-	-	-	-	-	-	MWG	19N	10/27/21	Approved	3 Release Investigation
82	8840097	2	Wooten Oil Co.	FO	-	-	-	-	-	-	-	-	-	-	SEW	20N	02/23/22	Approved	3 Release Investigation
83	9790477	3	Former UPS Freight	FO	06/08/22	06/08/22	149	Yes	>0.5 mi	>0.25 mi	-	-	-	-	RAH	-	04/06/21	Denied	6 Corrective Action
84	9790500	2	Penny Pantry #102	FO	11/08/19	05/27/20	87	No	>0.5 mi	>0.25 mi	-	-	-	-	RAH	31L	04/17/19	Approved	6 Corrective Action
85	9790700	2	AR Tristate Investments, Inc.	FO	-	-	-	-	-	-	-	-	-	-	MWG	21N	07/09/19	Pending	3 Release Investigation
86	9790811	3	Jubilee Express	LT	06/21/16	06/03/20	106	No	>0.5 mi	>0.25 mi	08-2009-052-R	10/01/18	POTW	02/04/20	GLS	-	10/08/14	LT	7 Closure Monitoring
87	9790812	6	Hajjeh Express Center	ENF	-	-	-	-	-	-	01-2012-170-RR	-	POTW	-	DNC	*	04/19/21	Appealed	3 Release Investigation
88	9790821	4	The Market #135	FO	02/20/16	05/29/20	209	No	>0.5 mi	>0.25 mi	03-2013-188-R	02/28/18	POTW	09/14/18	RAH	20F	11/18/13	Approved	6 Corrective Action
89	9791177	3	Maintenance Warehouse	LT - SL	09/25/19	09/25/19	244	Yes	>0.5 mi	>0.25 mi	08-2009-001-R	09/14/20	POTW	10/12/22	DAS	32L	04/08/19	Approved	6 Corrective Action
90	9791231	2	Walnut Grove Road, Inc.	FO	-	-	-	-	-	-	-	-	-	-	RAH	22N	03/09/22	Approved	3 Release Investigation
91	9791319	2	#5-0042 Davis Exxon Service Ctr.	LT - SL	10/12/15	10/12/15	182	No	>0.5 mi	>0.25 mi	-	-	-	-	DNC	39D	05/24/10	Approved	6 Corrective Action
92	9791434	1	EZ Food Mart	ENF	-	-	-	-	-	-	-	-	-	-	GLS	-	05/11/20	Denied	3 Release Investigation
93	9791436	2	EAST RAINES OIL CITY	LT - SL	01/15/21	11/25/20	142	No	>0.5 mi	>0.25 mi	11-2012-187-RR	07/27/22	POTW	06/30/21	DAS	28M	05/16/19	Approved	6 Corrective Action
94	9791622	2	Texaco Food Mart	LT - SL	07/27/07	05/29/20	120	No	>0.5 mi	>0.25 mi	11-2012-185-RR	11/08/21	POTW	10/12/22	GLS	31K	11/01/06	Approved	6 Corrective Action
95	9791861	5	Walnut Grove Market	FO	04/10/19	05/29/20	267	Yes	>0.5 mi	>0.25 mi	07-2010-117-RR	05/07/19	POTW	10/12/20	DNC	*	08/28/18	Approved	6 Corrective Action
96	9791973	2	Stage Express	FO	04/23/21	04/08/21	129	No	>0.5 mi	>0.25 mi	05-2009-026-R	-	-	12/16/21	MWG	29M	09/10/20	Approved	6 Corrective Action
97	9792331	2	Riverdale Gas and Grocery	FO	03/19/21	06/03/20	142	No	>0.5 mi	>0.25 mi	02-2011-139-RR	-	-	06/29/21	MWG	34K	11/29/18	Approved	6 Corrective Action
98	9793643	1	Macon Express	FO	-	-	-	-	-	-	-	-	-	-	DNC	23N	03/23/22	Pending	3 Release Investigation

# **TAB 6**

## **Reimbursable Contamination Projects (phase XIV plan item #1)**

## REIMBURSABLE PROJECTS

11/03/22

	Facility ID#	Case #	Facility Name	Sec	TGD-017	CP Date	Score	FP	DW Well	WHPA	System ID #	CAS Start Up	Discharge	APER	Case Mgr	PPP #	Disc Date	\$\$\$	Current Status
1	1300137	3	Creekside Market 3	FO	03/01/21	05/03/21	197	Yes	>0.5 mi	>0.25 mi	04-2011-142-RR	02/15/22	NPDES	07/29/22	MWG	1L	11/13/19	Approved	6 Corrective Action
2	1300269	2	Former Capitol Gulf	FO	09/21/19	09/21/19	180	Yes	>0.5 mi	>0.25 mi	10-2011-165-R	04/14/20	NPDES	01/26/22	MWG	2L	02/26/19	Approved	7 Closure Monitoring
3	1370026	3	St. Clair Place	FO	-	-	-	-	-	-	-	-	-	-	MWG	1N	11/30/21	Approved	3 Release Investigation
4	1370084	3	Quick Stop Market 12	FO	10/17/22	10/16/22	100	No	>0.5 mi	>0.25 mi	-	-	-	-	MWG	2N	05/17/22	Approved	6 Corrective Action
5	1900113	3	Reinhart Foodservice LLC	FO	08/23/22	08/26/22	100	Yes	>0.5 mi	>0.25 mi	-	-	-	-	MWG	3N	03/10/22	Approved	6 Corrective Action
6	2010076	1	Lee's Food Mart no.125	FO	01/20/21	01/20/21	385	No	<0.1 mi	>0.25 mi	08-2009-058-RR	10/09/19	NPDES	06/23/21	RAH	4K	02/27/18	Approved	7 Closure Monitoring
7	2050217	2	Walland Market	FO	06/14/22	-	-	-	-	-	-	-	-	-	RAH	-	01/06/22	Approved	7 Closure Monitoring
8	2320022	6	Carroll's Grocery	FO	05/29/20	05/29/20	322	No	>0.5 mi	<0.1 mi	05-2011-146-R	08/10/21	POTW	07/07/21	RAH	11L	09/23/19	Approved	6 Corrective Action
9	2470438	5	Pilot Travel Center #270	FO	02/15/19	07/16/21	108	Yes	>0.5 mi	>0.25 mi	09-2010-129-R	11/05/18	NPDES	01/28/20	RAH	3H	03/14/16	Approved	6 Corrective Action
10	2470568	2	Rocky Top Market no.10	FO	-	-	-	-	-	-	-	-	-	-	RAH	4N	07/19/22	Approved	3 Release Investigation
11	2470685	5	Breadbox no. 42	FO	05/12/21	05/11/21	347	No	0.1 to 0.25 mi	>0.25 mi	-	-	-	04/25/22	RAH	2M	08/20/20	Approved	6 Corrective Action
12	2470783	3	Top Food and Gas	FO	06/28/17	07/15/21	87	No	>0.5 mi	>0.25 mi	10-2009-070-R, 07-2010-114-RR	03/15/17, 04/22/19	POTW	08/09/18	RAH	*	12/07/16	Approved	7 Closure Monitoring
13	2650032	1	The Trading Post	LT - SL	-	-	-	-	-	-	-	-	-	-	DNC	5N	07/27/22	Approved	3 Release Investigation
14	2760047	14	Roark's Amoco Service Station	FO	08/04/21	08/03/21	132	No	>0.5 mi	>0.25 mi	-	-	-	-	RAH	3M	02/02/21	Approved	7 Closure Monitoring
15	3060015	3	Circle K Store no. 4703635	FO	07/09/21	07/12/21	232	Yes	>0.5 mi	>0.25 mi	-	-	-	-	MWG	5M	08/24/20	Approved	6 Corrective Action
16	3060191	3	Circle K Store no. 4703629	FO	02/25/22	10/06/21	272	No	0.1 to 0.25 mi	<0.1 mi	-	-	-	-	DNC	6M	12/01/20	Approved	6 Corrective Action
17	3060197	2	Circle K Store no. 4703634	FO	03/02/22	-	-	-	-	-	-	-	-	-	RAH	7M	04/05/21	Approved	7 Closure Monitoring
18	3260008	1	BUSY CORNER MARKET	LT - SL	10/18/20	10/18/20	305	No	<0.1 mi	>0.25 mi	-	-	-	-	SEW	18L	01/17/19	Approved	7 Closure Monitoring
19	3330812	3	Mapco Express No. 3537	FO	-	-	-	-	-	-	-	-	-	-	RAH	6N	07/19/22	Approved	3 Release Investigation
20	4140045	1	Union Hill Grocery	LT - SL	06/21/21	06/21/21	115	No	0.25 to 0.5 mi	>0.25 mi	-	-	-	-	DNC	8M	10/23/20	Approved	7 Closure Monitoring
21	4180089	1	Tobacco Outlet	FO	10/14/22	09/16/22	198	No	0.25 to 0.5 mi	>0.25 mi	-	-	-	-	DNC	-	02/28/22	Approved	7 Closure Monitoring
22	4210076	2	Jewel's Market no. 3	FO	05/20/22	-	-	-	-	-	-	-	-	-	SCC	9M	07/27/21	Approved	7 Closure Monitoring
23	4670084	2	West End BP	FO	06/24/22	06/24/22	75	No	>0.5 mi	>0.25 mi	-	-	-	-	SCC	10M	10/28/21	Approved	7 Closure Monitoring
24	4710026	1	Express Mart (dba Speed Mart)	FO	-	-	-	-	-	-	-	-	-	-	DNC	7N	10/07/20	Pending	3 Release Investigation
25	4710034	3	Lead Lap 2	FO	02/06/21	02/10/21	144	Yes	>0.5 mi	>0.25 mi	02-2010-099-RR, 08-2010-121-R	03/18/19, 03/28/19	POTW	01/28/20	SCC	23J	07/06/17	Approved	6 Corrective Action
26	4710056	2	Cookeville Express	FO	06/08/22	06/08/22	182	Yes	>0.5 mi	>0.25 mi	-	-	-	-	SCC	11M	10/28/21	Approved	6 Corrective Action
27	4710136	3	Tom's Market	FO	-	-	-	-	-	-	-	-	-	-	DNC	8N	06/28/22	Approved	3 Release Investigation
28	4800028	1	Keystops	FO	05/21/22	06/07/22	110	Yes	>0.5 mi	>0.25 mi	-	-	-	-	DNC	13M	08/28/21	Approved	6 Corrective Action
29	5190576	2	Spirit Market	LT - SL	08/17/21	11/01/21	80	Yes	>0.5 mi	>0.25 mi	-	-	-	-	GLS	14M	09/01/16	Approved	6 Corrective Action
30	5740013	3	AM Express 1	FO	03/23/21	02/26/21	122	No	>0.5 mi	>0.25 mi	-	-	-	-	KHH	15M	07/14/20	Approved	6 Corrective Action
31	5740062	2	Ridgetop Shell	FO	03/11/22	03/10/22	137	No	>0.5 mi	>0.25 mi	-	-	-	-	KHH	16M	09/03/21	Approved	6 Corrective Action
32	5750139	1	Korner Market	FO	12/10/20	07/12/19	240	Yes	>0.5 mi	>0.25 mi	12-2009-057-RR	11/02/20	POTW	06/28/21	KHH	*	12/28/18	Approved	6 Corrective Action
33	5839035	1	Gallatin Town Creek Greenway Project	LT - SL	06/06/19	05/07/20	220	No	>0.5 mi	>0.25 mi	-	-	-	-	DNC	21L	11/13/18	Approved	6 Corrective Action
34	5950161	4	Lakeside Market	FO	01/02/19	12/27/18	220	Yes	>0.5 mi	>0.25 mi	-	-	-	12/19/19	KHH	24K	01/24/18	Approved	6 Corrective Action
35	6520082	1	Parsley's Market and Deli	FO	01/21/22	01/21/22	412	No	<0.1 mi	>0.25 mi	-	-	-	-	DNC	17M	07/21/21	Approved	6 Corrective Action
36	6600210	1	Plowboy's Country Market	FO	-	-	-	-	-	-	-	-	-	-	KHH	9N	06/27/22	Approved	3 Release Investigation
37	7030021	1	Hollowell's Exxon	LT - SL	10/15/22	10/15/22	327	No	<0.1 mi	>0.25 mi	-	-	-	-	DAS	10N	08/16/21	Approved	6 Corrective Action
38	7030028	1	Kee Groc.	LT - SL	-	-	-	-	-	-	-	-	-	-	GLS	11N	09/21/21	Approved	3 Release Investigation
39	7030039	1	Smith and Whitfield	LT - SL	06/23/16	08/17/20	82	Yes	>0.5 mi	>0.25 mi	04-2011-144-R	10/16/17	POTW	12/11/18	DNC	25D	07/13/09	Approved	6 Corrective Action
40	7090092	1	Cornerstone Mart	FO	08/27/20	10/17/22	287	No	0.25 to 0.5 mi	<0.1 mi	-	-	-	-	MWG	23L	06/18/19	Approved	6 Corrective Action
41	7170049	1	ABC Mart 2 (Alamo BP Inc.)	FO	12/03/20	12/03/20	199	No	>0.5 mi	0.1 to 0.25 mi	-	-	-	06/30/21	MWG	24L	10/26/19	Approved	6 Corrective Action
42	7230067	1	Gatlin Grocery	LT - SL	-	-	-	-	-	-	-	-	-	-	SEW	12N	12/04/19	Approved	3 Release Investigation
43	7270125	1	Patterson	LT - SL	05/18/20	06/01/20	249	No	0.25 to 0.5 mi	0.1 to 0.25 mi	01-2011-138-R	02/21/22	NPDES	09/08/22	DAS	20M	08/15/19	Approved	6 Corrective Action

## REIMBURSABLE PROJECTS

11/03/22

	Facility ID#	Case #	Facility Name	Sec	TGD-017	CP Date	Score	FP	DW Well	WHPA	System ID #	CAS Start Up	Discharge	APER	Case Mgr	PPP #	Disc Date	\$\$\$	Current Status
44	7270201	1	Little General #29	FO	-	-	-	-	-	-	-	-	-	-	MWG	13N	08/17/21	Approved	3 Release Investigation
45	7660054	1	Kay And Fay Grocery	LT - SL	-	-	-	-	-	-	-	-	-	-	GLS	14N	01/03/22	Approved	3 Release Investigation
46	7920079	3	Company Unit #2	FO	01/21/18	08/28/20	307	No	>0.5 mi	<0.1 mi	04-2009-018-R	02/06/18	NPDES	08/30/19	RAH	29J	02/22/17	Approved	6 Corrective Action
47	7920148	1	Essary's Conv 2 (Martin Exxon)	FO	12/09/20	12/09/20	262	No	0.25 to 0.5 mi	>0.25 mi	-	-	-	-	DNC	21M	12/23/19	Approved	6 Corrective Action
48	8120091	1	Henderson Food and Fuel	FO	03/19/15	07/22/21	124	No	0.25 to 0.5 mi	>0.25 mi	01-2009-002-R	02/29/16	POTW	06/18/18	DNC	18F	02/25/14	Approved	7 Closure Monitoring
49	8200038	1	OSCAR GIBSON AND CO.	LT - SL	06/18/21	06/18/21	322	No	<0.1 mi	>0.25 mi	08-2010-122-R	10/19/22	NPDES	10/11/21	DAS	22M	07/26/19	Approved	6 Corrective Action
50	8240038	5	Rhea Car Care Center	LT - SL	01/23/07	06/01/20	358	Yes	0.25 to 0.5 mi	Within WHPA	03-2009-009, 06-2009-038-RR	04/08/09, 09/05/17	NPDES	10/24/12	DNC	*	04/04/01	Approved	7 Closure Monitoring
51	8240097	1	Bull Market B #17	FO	07/22/09	06/29/21	209	No	>0.5 mi	>0.25 mi	11-2010-131-R	08/19/14	NPDES	03/01/18	RAH	60B	07/23/08	Approved	6 Corrective Action
52	8249002	1	HWY 64 WEST - SOMERVILLE PROJECT	LT - SL	01/14/20	01/14/20	234	Yes	0.25 to 0.5 mi	>0.25 mi	07-2009-040-R, 08-2009-001-PCR, 10-2009-069-RRR	11/09/16, 03/28/12, pending	NPDES	10/22/22	DAS	*	05/10/05	Approved	6 Corrective Action
53	8350022	4	Bull Market #21	ENF	-	-	-	-	-	-	-	-	-	-	RAH	15N	05/27/22	Appealed	3 Release Investigation
54	8360005	3	Maruti Food Mart LLC dba 57 Food Mart	ENF	08/16/19	09/06/19	238	Yes	>0.5 mi	>0.25 mi	-	-	-	-	SEW	16N	03/29/18	Appealed	6 Corrective Action
55	8360136	3	Jake's	LT - SL	07/15/22										SEW	28L	08/14/19	Approved	7 Closure Monitoring
56	8380043	1	MULLIGANS GROCERY	LT - SL	10/29/22	10/29/22	304	No	<0.1 mi	>0.25 mi					DAS	17N	07/12/91	Approved	6 Corrective Action
57	8380044	4	N. R. Newman	LT - SL	05/19/19	07/02/19	159	Yes	>0.5 mi	>0.25 mi	08-2009-047-RR, 10-2009-072-RR, 07-2009-039-R	01/04/22, 12/06/21, 12/14/21	NPDES	10/12/22	DAS	27K	01/24/18	Approved	6 Corrective Action
58	8490130	1	CENTRAL GROCERY	LT - SL	06/30/21	06/30/21	237	No	0.25 to 0.5 mi	>0.25 mi	12-2009-091-R	10/12/22	UIC	10/11/21	DAS	30L	07/10/19	Approved	6 Corrective Action
59	8550009	1	Bethel Texaco	FO	08/10/07	08/13/20	138	No	>0.5 mi	>0.25 mi	07-2008-004-PCR	10/22/13	NPDES	06/18/18	DNC	25	08/12/93	Approved	7 Closure Monitoring
60	8570126	1	Harrison Grocery	LT - SL	07/27/22	07/29/22	347	No	<0.1 mi	>0.25 mi	-	-	-	-	DAS	18N	08/23/21	Approved	6 Corrective Action
61	8570210	1	East Chester Express	FO	05/17/13	09/01/20	87	No	>0.5 mi	>0.25 mi	05-2009-029-R	08/20/14	POTW	06/18/18	DNC	31D	04/03/12	Approved	6 Corrective Action
62	8570292	2	Clark Gas Station	FO	02/07/22	10/22/21	172	No	>0.5 mi	Within WHPA	-	-	-	-	DNC	24M	02/01/21	Approved	7 Closure Monitoring
63	8570405	1	Old Hickory Citgo #1	LT - SL	03/04/09	06/08/20	722	No	<0.1 mi	Within WHPA	06-2009-031-R, 04-2009-021-R, 04-2012-179-R	12/12/16, 03/04/19, 11/02/18	NPDES	07/13/21	DAS	5A	04/20/06	Approved	6 Corrective Action
64	8840071	3	Express Food Mart	ENF	-	-	-	-	-	-	-	-	-	-	MWG	19N	10/27/21	Approved	3 Release Investigation
65	8840097	2	Wooten Oil Co.	FO	-	-	-	-	-	-	-	-	-	-	SEW	20N	02/23/22	Approved	3 Release Investigation
66	9790500	2	Penny Pantry #102	FO	11/08/19	05/27/20	87	No	>0.5 mi	>0.25 mi	-	-	-	-	RAH	31L	04/17/19	Approved	6 Corrective Action
67	9790700	2	AR Tristate Investments, Inc.	FO	-	-	-	-	-	-	-	-	-	-	MWG	21N	07/09/19	Pending	3 Release Investigation
68	9790812	6	Hajjeh Express Center	ENF	-	-	-	-	-	-	01-2012-170-RR	-	POTW	-	DNC	*	04/19/21	Appealed	3 Release Investigation
69	9790821	4	The Market #135	FO	02/20/16	05/29/20	209	No	>0.5 mi	>0.25 mi	03-2013-188-R	02/28/18	POTW	09/14/18	RAH	20F	11/18/13	Approved	6 Corrective Action
70	9791177	3	Maintenance Warehouse	LT - SL	09/25/19	09/25/19	244	Yes	>0.5 mi	>0.25 mi	08-2009-001-R	09/14/20	POTW	10/12/22	DAS	32L	04/08/19	Approved	6 Corrective Action
71	9791231	2	Walnut Grove Road, Inc.	FO	-	-	-	-	-	-	-	-	-	-	RAH	22N	03/09/22	Approved	3 Release Investigation
72	9791319	2	#5-0042 Davis Exxon Service Ctr.	LT - SL	10/12/15	10/12/15	182	No	>0.5 mi	>0.25 mi	-	-	-	-	DNC	39D	05/24/10	Approved	6 Corrective Action
73	9791436	2	EAST RAINES OIL CITY	LT - SL	01/15/21	11/25/20	142	No	>0.5 mi	>0.25 mi	11-2012-187-RR	07/27/22	POTW	06/30/21	DAS	28M	05/16/19	Approved	6 Corrective Action
74	9791622	2	Texaco Food Mart	LT - SL	07/27/07	05/29/20	120	No	>0.5 mi	>0.25 mi	11-2012-185-RR	11/08/21	POTW	10/12/22	GLS	31K	11/01/06	Approved	6 Corrective Action
75	9791861	5	Walnut Grove Market	FO	04/10/19	05/29/20	267	Yes	>0.5 mi	>0.25 mi	07-2010-117-RR	05/07/19	POTW	10/12/20	DNC	*	08/28/18	Approved	6 Corrective Action
76	9791973	2	Stage Express	FO	04/23/21	04/08/21	129	No	>0.5 mi	>0.25 mi	05-2009-026-R	-	-	12/16/21	MWG	29M	09/10/20	Approved	6 Corrective Action
77	9792331	2	Riverdale Gas and Grocery	FO	03/19/21	06/03/20	142	No	>0.5 mi	>0.25 mi	02-2011-139-RR	-	-	06/29/21	MWG	34K	11/29/18	Approved	6 Corrective Action
78	9793643	1	Macon Express	FO	-	-	-	-	-	-	-	-	-	-	DNC	23N	03/23/22	Pending	3 Release Investigation

# **TAB 7**

**Reimbursable Projects to Proceed with Corrective Action  
(phase XIV plan item #1)**

## REIMBURSABLE PROJECTS WITHOUT CAS TO MOVE FORWARD

11/03/22

	Facility ID#	Case #	Facility Name	Sec	TGD-017	CP Date	Score	FP	DW Well	WHPA	System ID #	CAS Start Up	Discharge	APER	Case Mgr	PPP #	Disc Date	\$\$\$	Current Status
1	1370026	3	St. Clair Place	FO	-	-	-	-	-	-	-	-	-	-	MWG	1N	11/30/21	Approved	3 Release Investigation
2	1370084	3	Quick Stop Market 12	FO	10/17/22	10/16/22	100	No	>0.5 mi	>0.25 mi	-	-	-	-	MWG	2N	05/17/22	Approved	6 Corrective Action
3	1900113	3	Reinhart Foodservice LLC	FO	08/23/22	08/26/22	100	Yes	>0.5 mi	>0.25 mi	-	-	-	-	MWG	3N	03/10/22	Approved	6 Corrective Action
4	2470568	2	Rocky Top Market no.10	FO	-	-	-	-	-	-	-	-	-	-	RAH	4N	07/19/22	Approved	3 Release Investigation
5	2650032	1	The Trading Post	LT - SL	-	-	-	-	-	-	-	-	-	-	DNC	5N	07/27/22	Approved	3 Release Investigation
6	3330812	3	Mapco Express No. 3537	FO	-	-	-	-	-	-	-	-	-	-	RAH	6N	07/19/22	Approved	3 Release Investigation
7	4710026	1	Express Mart (dba Speed Mart)	FO	-	-	-	-	-	-	-	-	-	-	DNC	7N	10/07/20	Pending	3 Release Investigation
8	4710136	3	Tom's Market	FO	-	-	-	-	-	-	-	-	-	-	DNC	8N	06/28/22	Approved	3 Release Investigation
9	6600210	1	Plowboy's Country Market	FO	-	-	-	-	-	-	-	-	-	-	KHH	9N	06/27/22	Approved	3 Release Investigation
10	7030021	1	Hollowell's Exxon	LT - SL	10/15/22	10/15/22	327	No	<0.1 mi	>0.25 mi	-	-	-	-	DAS	10N	08/16/21	Approved	6 Corrective Action
11	7030028	1	Kee Groc.	LT - SL	-	-	-	-	-	-	-	-	-	-	GLS	11N	09/21/21	Approved	3 Release Investigation
12	7230067	1	Gatlin Grocery	LT - SL	-	-	-	-	-	-	-	-	-	-	SEW	12N	12/04/19	Approved	3 Release Investigation
13	7270201	1	Little General #29	FO	-	-	-	-	-	-	-	-	-	-	MWG	13N	08/17/21	Approved	3 Release Investigation
14	7660054	1	Kay And Fay Grocery	LT - SL	-	-	-	-	-	-	-	-	-	-	GLS	14N	01/03/22	Approved	3 Release Investigation
15	8350022	4	Bull Market #21	ENF	-	-	-	-	-	-	-	-	-	-	RAH	15N	05/27/22	Appealed	3 Release Investigation
16	8360005	3	Maruti Food Mart LLC dba 57 Food Mart	ENF	08/16/19	09/06/19	238	Yes	>0.5 mi	>0.25 mi	-	-	-	-	SEW	16N	03/29/18	Appealed	6 Corrective Action
17	8380043	1	MULLIGANS GROCERY	LT - SL	10/29/22	10/29/22	304	No	<0.1 mi	>0.25 mi	-	-	-	-	DAS	17N	07/12/91	Approved	6 Corrective Action
18	8570126	1	Harrison Grocery	LT - SL	07/27/22	07/29/22	347	No	<0.1 mi	>0.25 mi	-	-	-	-	DAS	18N	08/23/21	Approved	6 Corrective Action
19	8840071	3	Express Food Mart	ENF	-	-	-	-	-	-	-	-	-	-	MWG	19N	10/27/21	Approved	3 Release Investigation
20	8840097	2	Wooten Oil Co.	FO	-	-	-	-	-	-	-	-	-	-	SEW	20N	02/23/22	Approved	3 Release Investigation
21	9790700	2	AR Tristate Investments, Inc.	FO	-	-	-	-	-	-	-	-	-	-	MWG	21N	07/09/19	Pending	3 Release Investigation
22	9791231	2	Walnut Grove Road, Inc.	FO	-	-	-	-	-	-	-	-	-	-	RAH	22N	03/09/22	Approved	3 Release Investigation
23	9793643	1	Macon Express	FO	-	-	-	-	-	-	-	-	-	-	DNC	23N	03/23/22	Pending	3 Release Investigation

# **TAB 8**

**Reimbursable Projects with Operating Dual Phase  
Corrective Action Systems  
(phase XIV plan item #2)**



**REIMBURSABLE PROJECTS WITH OPERATING CAS**

11/03/22

	Facility ID#	Case #	Facility Name	Sec	TGD-017	CP Date	Score	FP	DW Well	WHPA	System ID #	CAS Start Up	Discharge	APER	Case Mgr	PPP #	Disc Date	\$\$\$	Current Status
1	1300137	3	Creekside Market 3	FO	03/01/21	05/03/21	197	Yes	>0.5 mi	>0.25 mi	04-2011-142-RR	02/15/22	NPDES	07/29/22	MWG	1L	11/13/19	Approved	6 Corrective Action
2	2320022	6	Carroll's Grocery	FO	05/29/20	05/29/20	322	No	>0.5 mi	<0.1 mi	05-2011-146-R	08/10/21	POTW	07/07/21	RAH	11L	09/23/19	Approved	6 Corrective Action
3	2470438	5	Pilot Travel Center #270	FO	02/15/19	07/16/21	108	Yes	>0.5 mi	>0.25 mi	09-2010-129-R	11/05/18	NPDES	01/28/20	RAH	3H	03/14/16	Approved	6 Corrective Action
4	4710034	3	Lead Lap 2	FO	02/06/21	02/10/21	144	Yes	>0.5 mi	>0.25 mi	02-2010-099-RR, 08-2010-121-R	03/18/19, 03/28/19	POTW	01/28/20	SCC	23J	07/06/17	Approved	6 Corrective Action
5	5750139	1	Korner Market	FO	12/10/20	07/12/19	240	Yes	>0.5 mi	>0.25 mi	12-2009-057-RR	11/02/20	POTW	06/28/21	KHH	*	12/28/18	Approved	6 Corrective Action
6	7030039	1	Smith and Whitfield	LT - SL	06/23/16	08/17/20	82	Yes	>0.5 mi	>0.25 mi	04-2011-144-R	10/16/17	POTW	12/11/18	DNC	25D	07/13/09	Approved	6 Corrective Action
7	7270125	1	Patterson	LT - SL	05/18/20	06/01/20	249	No	0.25 to 0.5 mi	0.1 to 0.25 mi	01-2011-138-R	02/21/22	NPDES	09/08/22	DAS	20M	08/15/19	Approved	6 Corrective Action
8	7920079	3	Company Unit #2	FO	01/21/18	08/28/20	307	No	>0.5 mi	<0.1 mi	04-2009-018-R	02/06/18	NPDES	08/30/19	RAH	29J	02/22/17	Approved	6 Corrective Action
9	8200038	1	OSCAR GIBSON AND CO.	LT - SL	06/18/21	06/18/21	322	No	<0.1 mi	>0.25 mi	08-2010-122-R	10/19/22	NPDES	10/11/21	DAS	22M	07/26/19	Approved	6 Corrective Action
10	8240097	1	Bull Market B #17	FO	07/22/09	06/29/21	209	No	>0.5 mi	>0.25 mi	11-2010-131-R	08/19/14	NPDES	03/01/18	RAH	60B	07/23/08	Approved	6 Corrective Action
11	8249002	1	HWY 64 WEST - SOMERVILLE PROJECT	LT - SL	01/14/20	01/14/20	234	Yes	0.25 to 0.5 mi	>0.25 mi	07-2009-040-R, 08-2009-001-PCR, 10-2009-069-RRR	11/09/16, 03/28/12, pending	NPDES	10/22/22	DAS	*	05/10/05	Approved	6 Corrective Action
12	8380044	4	N. R. Newman	LT - SL	05/19/19	07/02/19	159	Yes	>0.5 mi	>0.25 mi	08-2009-047-RR, 10-2009-072-RR, 07-2009-039-R	01/04/22, 12/06/21, 12/14/21	NPDES	10/12/22	DAS	27K	01/24/18	Approved	6 Corrective Action
13	8490130	1	CENTRAL GROCERY	LT - SL	06/30/21	06/30/21	237	No	0.25 to 0.5 mi	>0.25 mi	12-2009-091-R	10/12/22	UIC	10/11/21	DAS	30L	07/10/19	Approved	6 Corrective Action
14	8570210	1	East Chester Express	FO	05/17/13	09/01/20	87	No	>0.5 mi	>0.25 mi	05-2009-029-R	08/20/14	POTW	06/18/18	DNC	31D	04/03/12	Approved	6 Corrective Action
15	8570405	1	Old Hickory Citgo #1	LT - SL	03/04/09	06/08/20	722	No	<0.1 mi	Within WHPA	06-2009-031-R, 04-2009-021-R, 04-2012-179-R	12/12/16, 03/04/19, 11/02/18	NPDES	07/13/21	DAS	5A	04/20/06	Approved	6 Corrective Action
16	9790812	6	Hajjeh Express Center	ENF	-	-	-	-	-	-	01-2012-170-RR	-	POTW	-	DNC	*	04/19/21	Appealed	3 Release Investigation
17	9790821	4	The Market #135	FO	02/20/16	05/29/20	209	No	>0.5 mi	>0.25 mi	03-2013-188-R	02/28/18	POTW	09/14/18	RAH	20F	11/18/13	Approved	6 Corrective Action
18	9791177	3	Maintenance Warehouse	LT - SL	09/25/19	09/25/19	244	Yes	>0.5 mi	>0.25 mi	08-2009-001-R	09/14/20	POTW	10/12/22	DAS	32L	04/08/19	Approved	6 Corrective Action
19	9791436	2	EAST RAINES OIL CITY	LT - SL	01/15/21	11/25/20	142	No	>0.5 mi	>0.25 mi	11-2012-187-RR	07/27/22	POTW	06/30/21	DAS	28M	05/16/19	Approved	6 Corrective Action
20	9791622	2	Texaco Food Mart	LT - SL	07/27/07	05/29/20	120	No	>0.5 mi	>0.25 mi	11-2012-185-RR	11/08/21	POTW	10/12/22	GLS	31K	11/01/06	Approved	6 Corrective Action
21	9791861	5	Walnut Grove Market	FO	04/10/19	05/29/20	267	Yes	>0.5 mi	>0.25 mi	07-2010-117-RR	05/07/19	POTW	10/12/20	DNC	*	08/28/18	Approved	6 Corrective Action
22	9791973	2	Stage Express	FO	04/23/21	04/08/21	129	No	>0.5 mi	>0.25 mi	05-2009-026-R	-	-	12/16/21	MWG	29M	09/10/20	Approved	6 Corrective Action
23	9792331	2	Riverdale Gas and Grocery	FO	03/19/21	06/03/20	142	No	>0.5 mi	>0.25 mi	02-2011-139-RR	-	-	06/29/21	MWG	34K	11/29/18	Approved	6 Corrective Action

# **TAB 9**

**Reimbursable Projects in Closure Monitoring  
(phase XIV plan item #3)**

## REIMBURSABLE PROJECTS IN CLOSURE MONITORING

11/03/22

	Facility ID#	Case #	Facility Name	Sec	TGD-017	CP Date	Score	FP	DW Well	WHPA	System ID #	CAS Start Up	Discharge	APER	Case Mgr	PPP #	Disc Date	\$\$\$	Current Status
1	1300269	2	Former Capitol Gulf	FO	09/21/19	09/21/19	180	Yes	>0.5 mi	>0.25 mi	10-2011-165-R	04/14/20	NPDES	01/26/22	MWG	2L	02/26/19	Approved	7 Closure Monitoring
2	2010076	1	Lee's Food Mart no.125	FO	01/20/21	01/20/21	385	No	<0.1 mi	>0.25 mi	08-2009-058-RR	10/09/19	NPDES	06/23/21	RAH	4K	02/27/18	Approved	7 Closure Monitoring
3	2050217	2	Walland Market	FO	06/14/22	-	-	-	-	-	-	-	-	-	RAH	-	01/06/22	Approved	7 Closure Monitoring
4	2470783	3	Top Food and Gas	FO	06/28/17	07/15/21	87	No	>0.5 mi	>0.25 mi	10-2009-070-R, 07-2010-114-RR	03/15/17, 04/22/19	POTW	08/09/18	RAH	*	12/07/16	Approved	7 Closure Monitoring
5	2760047	14	Roark's Amoco Service Station	FO	08/04/21	08/03/21	132	No	>0.5 mi	>0.25 mi	-	-	-	-	RAH	3M	02/02/21	Approved	7 Closure Monitoring
6	3060197	2	Circle K Store no. 4703634	FO	03/02/22	-	-	-	-	-	-	-	-	-	RAH	7M	04/05/21	Approved	7 Closure Monitoring
7	3260008	1	BUSY CORNER MARKET	LT - SL	10/18/20	10/18/20	305	No	<0.1 mi	>0.25 mi	-	-	-	-	SEW	18L	01/17/19	Approved	7 Closure Monitoring
8	4140045	1	Union Hill Grocery	LT - SL	06/21/21	06/21/21	115	No	0.25 to 0.5 mi	>0.25 mi	-	-	-	-	DNC	8M	10/23/20	Approved	7 Closure Monitoring
9	4180089	1	Tobacco Outlet	FO	10/14/22	09/16/22	198	No	0.25 to 0.5 mi	>0.25 mi	-	-	-	-	DNC	-	02/28/22	Approved	7 Closure Monitoring
10	4210076	2	Jewel's Market no. 3	FO	05/20/22	-	-	-	-	-	-	-	-	-	SCC	9M	07/27/21	Approved	7 Closure Monitoring
11	4670084	2	West End BP	FO	06/24/22	06/24/22	75	No	>0.5 mi	>0.25 mi	-	-	-	-	SCC	10M	10/28/21	Approved	7 Closure Monitoring
12	8120091	1	Henderson Food and Fuel	FO	03/19/15	07/22/21	124	No	0.25 to 0.5 mi	>0.25 mi	01-2009-002-R	02/29/16	POTW	06/18/18	DNC	18F	02/25/14	Approved	7 Closure Monitoring
13	8240038	5	Rhea Car Care Center	LT - SL	01/23/07	06/01/20	358	Yes	0.25 to 0.5 mi	Within WHPA	03-2009-009, 06-2009-038-RR	04/08/09, 09/05/17	NPDES	10/24/12	DNC	*	04/04/01	Approved	7 Closure Monitoring
14	8360136	3	Jake's	LT - SL	07/15/22										SEW	28L	08/14/19	Approved	7 Closure Monitoring
15	8550009	1	Bethel Texaco	FO	08/10/07	08/13/20	138	No	>0.5 mi	>0.25 mi	07-2008-004-PCR	10/22/13	NPDES	06/18/18	DNC	25	08/12/93	Approved	7 Closure Monitoring
16	8570292	2	Clark Gas Station	FO	02/07/22	10/22/21	172	No	>0.5 mi	Within WHPA	-	-	-	-	DNC	24M	02/01/21	Approved	7 Closure Monitoring

# **TAB 10**

**Non-Reimbursable Projects (phase XIV plan item #4)**

## NON-REIMBURSABLE PROJECTS

11/03/22

	Facility ID#	Case #	Facility Name	Sec	TGD-017	CP Date	Score	FP	DW Well	WHPA	System ID #	CAS Start Up	Discharge	APER	Case Mgr	PPP #	Disc Date	\$\$\$	Current Status
1	2150095	1	Sherry's Market	ENF	-	-	-	-	-	-	-	-	-	-	SEW	-	06/01/20	NA	3 Release Investigation
2	2470305	1	HANCOCK GROCERY	LT	01/19/22	01/19/22	270	Yes	<0.1 mi	>0.25 mi					DNC	-	08/10/21	LT	7 Closure Monitoring
3	2470585	1	Ryder Truck Rental #0159	FO	04/24/08	07/15/21	102	Yes	>0.5 mi	>0.25 mi	07-2010-116-R	10/27/14	POTW	08/01/18	RAH	*	08/02/89	Closed	6 Corrective Action
4	2471218	4	Pilot Oil No. 376	FO	01/30/20	01/08/20	157	No	>0.5 mi	>0.25 mi	-	-	-	-	RAH	-	04/21/19	Denied	6 Corrective Action
5	3060102	1	Helen Franklin	LT	05/14/22	04/22/22	317	Yes	>0.5 mi	Within WHPA	-	-	-	-	DNC	-	10/12/21	LT	6 Corrective Action
6	3060111	1	Johnston Coca-Cola Co	FO	02/05/14	06/05/15	100	Yes	>0.5 mi	>0.25 mi	-	-	-	-	DNC	-	04/14/87	NA	6 Corrective Action
7	3060202	2	Lehigh Gas Wholesale Services Inc TN0014	FO	01/15/20	11/24/21	107	No	>0.5 mi	>0.25 mi	*	08/17/22	NPDES	-	MWG	-	03/05/19	Denied	6 Corrective Action
8	3310008	1	Coalmont Service Center	LT	10/20/18	05/29/20	120	No	>0.5 mi	>0.25 mi	-	-	-	-	DNC	-	09/16/11	LT	7 Closure Monitoring
9	3700060	2	Hall's Grocery	LT	06/26/20	07/16/20	485	No	<0.1 mi	>0.25 mi	12-2009-092-R	03/03/21	NPDES	08/17/22	DNC	-	12/17/19	LT	6 Corrective Action
10	7270156	1	T-----5	LT	06/06/19	06/06/19	212	No	0.25 to 0.5 mi	0.1 to 0.25 mi	02-2010-098-RR	03/21/22	NPDES	09/08/22	DAS	-	10/30/18	LT	6 Corrective Action
11	7400046	1	HILLS	LT	10/29/22	10/29/22	262	No	<0.1 mi	>0.25 mi	-	-	-	-	GLS	-	04/22/20	LT	6 Corrective Action
12	7400107	1	W. S. Winsett	LT	09/07/22	09/06/22	177	No	>0.5 mi	>0.25 mi	-	-	-	-	DAS	-	09/14/21	LT	6 Corrective Action
13	8390055	1	Mckee Grocery	LT	04/04/18	06/03/20	162	Yes	>0.5 mi	>0.25 mi	08-2011-159-R	01/14/20	NPDES	06/30/21	DAS	-	06/29/16	LT	6 Corrective Action
14	8390152	1	101 Travel Plaza	ENF	06/18/21	06/18/21	47	Yes	>0.5 mi	>0.25 mi	-	-	-	-	GLS	-	06/17/15	NA	6 Corrective Action
15	8550080	1	Barnett's Grocery	LT	01/28/21	02/11/21	165	No	>0.5 mi	>0.25 mi	06-2011-150-RRR, 08-2011-157-RR	03/29/22, 03/29/22	NPDES	09/08/22	DAS	-	07/01/15	LT	6 Corrective Action
16	8570017	1	JOHNNY BOLD'S GARAGE	LT	12/22/15	07/14/21	379	No	>0.5 mi	Within WHPA	01-2010-109-RR, 08-2010-123-RR, 08-2011-158-RR	04/13/20, 04/06/20, 03/30/20	NPDES	07/14/21	DAS	-	10/22/13	LT	6 Corrective Action
17	8570038	1	Buford Pillow Groc.	LT	-	-	-	-	-	-	-	-	-	-	GLS	-	11/23/21	LT	3 Release Investigation
18	9790477	3	Former UPS Freight	FO	06/08/22	06/08/22	149	Yes	>0.5 mi	>0.25 mi	-	-	-	-	RAH	-	04/06/21	Denied	6 Corrective Action
19	9790811	3	Jubilee Express	LT	06/21/16	06/03/20	106	No	>0.5 mi	>0.25 mi	08-2009-052-R	10/01/18	POTW	02/04/20	GLS	-	10/08/14	LT	7 Closure Monitoring
20	9791434	1	EZ Food Mart	ENF	-	-	-	-	-	-	-	-	-	-	GLS	-	05/11/20	Denied	3 Release Investigation

# **TAB 11**

**Implementation Cost Calculator Spreadsheet –  
Phase XIV Costs,  
Remaining Phase I through Phase XIII Costs**

# UST Project Prioritization Phase XIV

## November 2022

### 1. All sites moving forward to corrective action (23)

MEME events	# Sites	\$ Avg cost/MEME and report		
	23	\$12,000		\$276,000
CA Plan Preparation	# Sites	\$ Avg cost/CAP		
	23	\$7,800		\$179,400
Equipment Refurbishment	# Systems	\$ Avg cost/system*	\$ Avg cost/install	
	23	\$55,000	\$45,000	\$2,300,000
Monthly O&M	# Systems	\$ Avg cost/month	Months/yr	
	23	\$6,000	12	\$1,656,000
Sampling	# Sites	\$ Avg cost/event	Events/year	
CABMR	23	\$6,000	1	\$138,000
CAMR-ab	23	\$4,000	1	\$92,000
CAMR	23	\$4,000	2	\$184,000
Reporting	# Reports	\$ Cost/report	Submittals/year	
CABMR	23	\$1,995	1	\$45,885
CAMR-ab	23	\$2,660	1	\$61,180
CAMR	23	\$2,270	2	\$104,420
			<b>Total costs/year</b>	<b>\$4,760,885</b>

### 2. Ongoing dual phase systems - currently 30 systems at 23 sites

Monthly O&M	# Systems	\$ Avg cost/month	Months/yr	
	30	\$6,000	12	\$2,160,000
Sampling	# Sites	\$ Avg cost/event	Events/year	
	23	\$4,000	2	\$184,000
Reporting	# Reports	\$ Cost/report	Submittals/year	
	23	\$2,270	2	\$104,420
			<b>Total costs/year</b>	<b>\$2,448,420</b>

### 3. Air Emissions Treatment

Capital Equipment Purchase	# Systems	\$ Avg cost/system	\$ Avg cost/install	
	1	\$75,000 (N/A)	12,000	\$12,000
Monthly O&M	# Systems	\$ Avg cost/month	Months/yr	
	1	\$700	6	\$4,200
Electric costs	# Systems	\$ Avg cost/month	Months/yr	
	1	\$1,000	6	\$6,000
			<b>Total costs/year</b>	<b>\$22,200</b>

# UST Project Prioritization Phase XIV

## November 2022

### 4. Sites in closure monitoring - currently 16

	# Sites	\$ Avg cost/event	
1 event	4	\$5,500	\$22,000
2 events	4	\$5,500	\$44,000
3 events	2	\$5,500	\$33,000
4 events	0	\$5,500	\$0
MWA	16	variable	\$159,526
<b>Total costs/year</b>			<b>\$258,526</b>

### 5. Innovative technology, pilot projects and case prioritization referrals

**Total costs/year      \$2,000,000**

### 6. Money set aside for emergency response

**Total costs/year      \$2,000,000**

### 7. New releases through Initial Site Characterization Report and TGD-017

	# Sites	\$ Avg cost/event	
	41	<b>\$30,000</b>	<b>\$1,230,000</b>

### Total cost to implement Phase XIV (1st Year)      \$12,720,031

### FINANCES

#### Phase XIV monies available - predicted

Fund balance June 30, 2022	\$59,213,250
2022 income from environmental assurance fee	\$19,970,546

Administrative costs to run Division	\$11,081,364
Phase I through XIII costs in process and not yet submitted (estimated)	\$1,500,000

Total cost to complete Phase I through XIII implementation	\$3,503,920
Total cost to implement Phase XIV	\$12,720,031

### Predicted positive balance after Phase XIV implementation (1st Year)      \$50,378,481



# UST Project Prioritization Phase XIV

## November 2022

### Phase XIV Ongoing costs (2nd Year)- predicted

23 new sites in CA (#1)	
O&M	\$1,656,000
Sampling	\$184,000
Reporting	\$104,420
Ongoing 30 systems (#2)	\$2,448,420
Closure monitoring (#3)	\$0
Low risk sites (#4)	\$2,000,000
Emergency response (#5)	\$2,000,000
New releases moving forward (#6)	\$1,230,000

<b>Total costs/year</b>	<b>\$9,622,840</b>
-------------------------	--------------------

### Phase XIV monies available - predicted

Positive fund balance from Phase XIV	\$50,378,481
Estimated Income from environmental assurance fee	\$19,970,546

Administrative costs to run Division	\$11,081,364
Costs to maintain ongoing active sites (from phase XIV - 2nd Year)	\$9,622,840

<b>Positive balance Phase XIV (2nd Year) - predicted</b>	<b>\$49,644,823</b>
--	---------------------