

ARP Non-Competitive Grant Program Statistics

TDEC is excited to announce that we have awarded and executed 100% of the grant dollars for the non-competitive grant program.

337

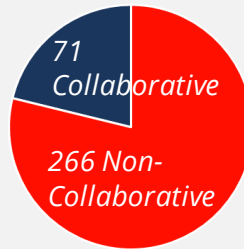
Total Contracts Executed

\$996m

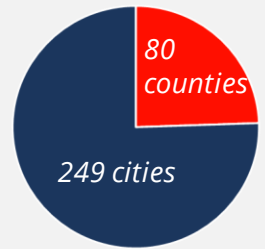
Fully Executed Funding

The program received **100%** participation from counties and **98%** participation by cities. This represents 329 unique grantees spread across 337 unique grants.

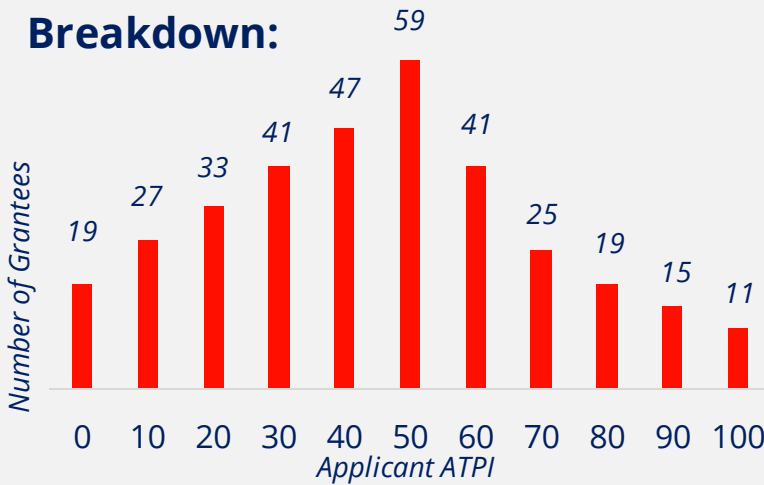
Grant Type



Grantees

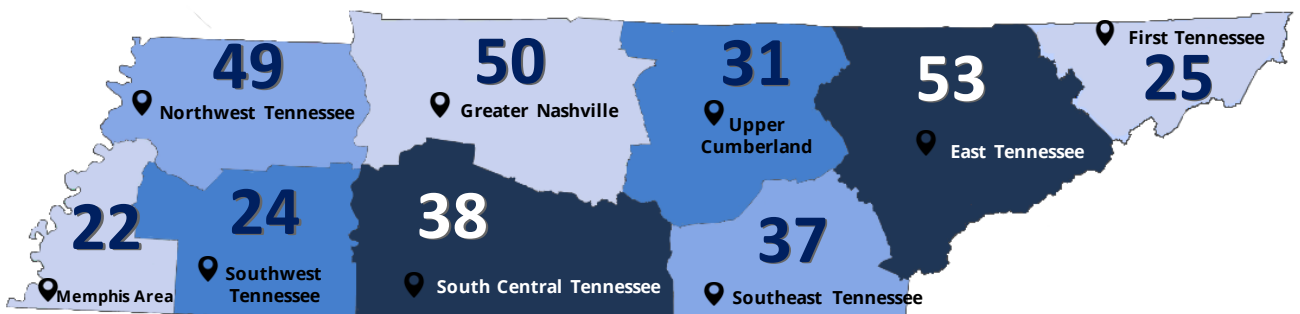


ATPI Score Breakdown:



TDEC reached a **diverse range** of communities, both geographically and socio-economically. **67%** of applicants represent disadvantaged communities.

Grantees by Development District:



Note: As projects are implemented, final numbers are subject to change

ARP Non-Competitive Grant Program Statistics

The non-competitive grant program will fund 1,166 projects across a range of three project types:



Stormwater

77



Wastewater

439

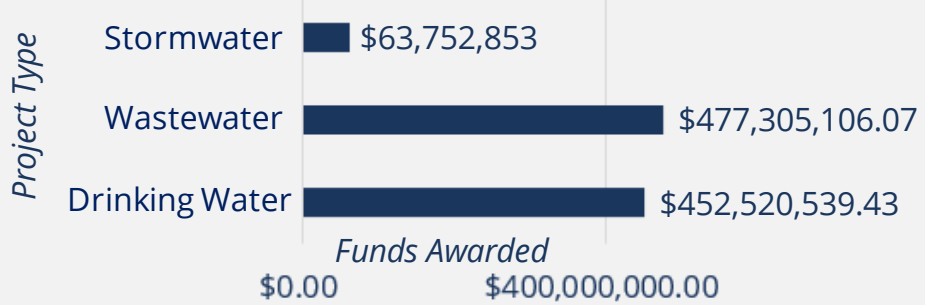


Drinking Water

650

1,166
total projects
proposed
across the
state

Funding Breakdown by Project Type



The projects are broken down by the following project award types:

61

Investigation,
Planning, and/or
Design

1,048

Planning,
Design, &
Construction

57

Construction
Only (Standard and
Streamlined)

253 Asset Management Plan projects

Project Award Type Funds

Investigation, Planning and/or Design	\$28,462,295.22
Planning, Design, and Construction	\$828,483,522.42
Construction Only	\$136,632,680.86

Note: As projects are implemented, final numbers are subject to change