

# TISA

Tennessee Investment in Student Achievement

## CTE Funding Training Module

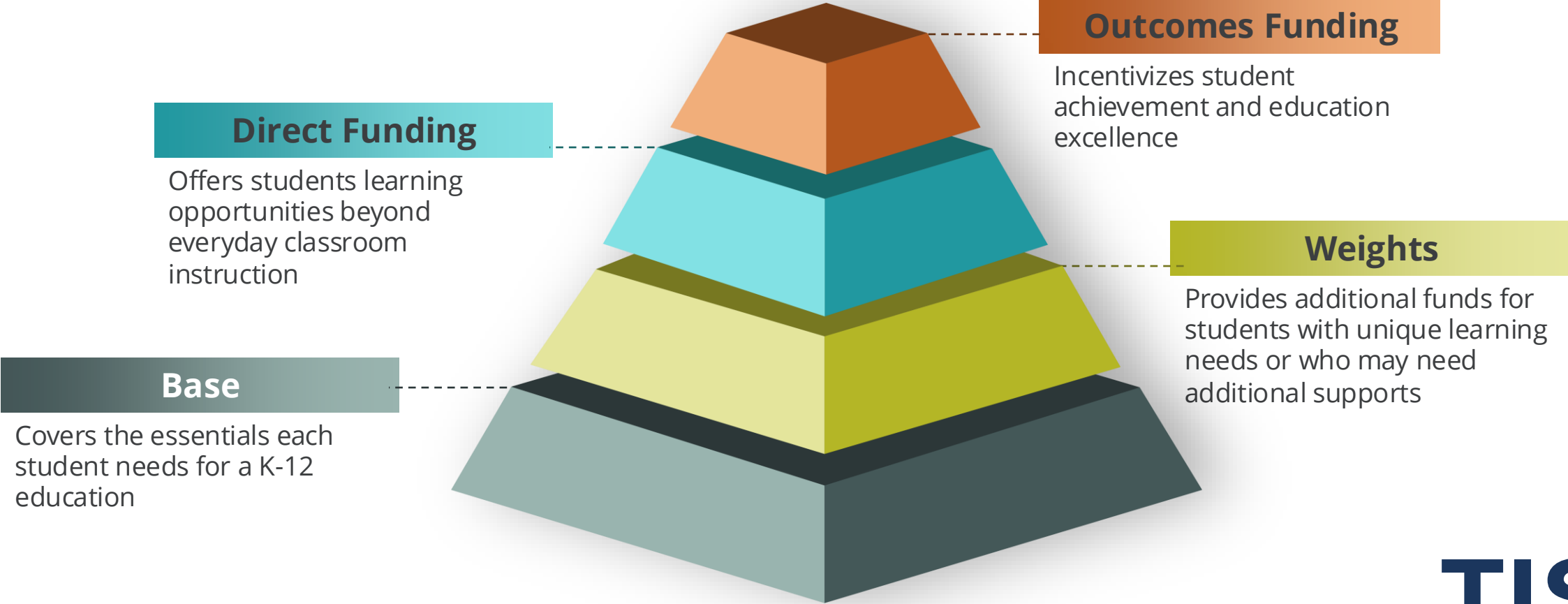


# Objectives


- TISA Direct Funding
- CTE Funding Matrix
- Program of Study Leveling
- Data and Calculation
- Additional Funding
- Timeline



# TISA Student-Based Funding Formula



# Overview: Direct Funding



- Supports programs that offer students learning opportunities beyond everyday classroom instruction
- Fully funded by the State
- Targets funding to high priority educational areas:
  - K-3<sup>rd</sup> grade literacy
  - 4<sup>th</sup> grade literacy supports for students who need more support
  - **Career & Technical Education**
  - Post-secondary assessments (ACT & Retake Opportunity)
  - Charter supports

# CTE Funding Matrix

CTE funding is tiered based on Program of Study (POS) level and progression year through the program.

- Programs of Study are leveled every three years base on wage, demand, and skill of aligned occupations.
- Progression years represent the advanced status of the course, beginning with introductory courses (Year 1) up to more intensive learning experiences (Year 4).

Program of Study Level	Progression Year			
	Year 1	Year 2	Year 3	Year 4
Level 1	\$5,000	\$5,050	\$5,150	\$5,300
Level 2	\$5,200	\$5,250	\$5,350	\$5,500
Level 3	\$5,400	\$5,450	\$5,550	\$5,700

# Programs of Study are leveled based on a score in the following categories:



## **Demand**

is determined based on the number of TN Regions with POS aligned occupations identified as in demand.



## **Wage**

is a comparison of POS aligned occupations median annual earnings to the statewide median.



## **Skill**

is a measure of POS aligned occupations entry-level of education.

*Data used to level Programs of Study is provided by Tennessee Department of Labor and Workforce Development*

# POS Level Score

The final program score is determined based on the following weights: wage is 70%, demand is 20%, and skill is 10%. These scores are then used to level each POS as follows:

- **Level 3 – at or above 80th percentile**
- **Level 2 – at or above the 40th and below the 80th percentile**
- **Level 1 – below the 40th percentile**

# CTE ADM

- Students must be enrolled in a **“C” course** outlined in the department’s course matrix.
- **CTE ADM is calculated by using the standard ADM calculation and then further calculating the portion of the student’s instructional day spent in the CTE course.**
- If a course code appears in multiple programs of study, it will be funded at the highest aligned level. Program of Study levels are calculated for funding purposes every 3 years; however, trend calculations are released annually.
- **Example:**
  - If a student is on a block schedule and takes one CTE course for the full reporting period, then the student generates a .25 CTE ADM for that reporting period.
  - This reflects taking one CTE course out of the four courses provided in the student’s instructional day.

# CTE Funding Example

Sample District			
	Funding Amount	ADM	Allocation
Level 1, Year 1	\$5,000	100.0	\$500,000
Level 1, Year 2	\$5,050	15.0	\$75,750
Level 1, Year 3	\$5,150	12.0	\$61,800
Level 1, Year 4	\$5,300	10.0	\$53,000
Level 2, Year 1	\$5,200	95.0	\$494,000
Level 2, Year 2	\$5,250	50.0	\$262,500
Level 2, Year 3	\$5,350	20.0	\$107,000
Level 2, Year 4	\$5,500	25.0	\$137,500
Level 3, Year 1	\$5,400	150.0	\$810,000
Level 3, Year 2	\$5,450	30.0	\$163,500
Level 3, Year 3	\$5,550	8.0	\$44,400
Level 3, Year 4	\$5,700	5.0	\$28,500
<b>TOTAL</b>			<b>\$2,737,950</b>

# Additional Funding

CTE TISA Additional Allocation ensures that students enrolled in a program of study that requires the most additional resources and is determined to be a Level 2 or Level 3 are funded at an increased amount.

- Additional funding will be a set amount of \$2,000,000
- This amount will be divided by the statewide student membership in CTE courses which have been identified by stakeholders as requiring additional funds to maintain and implement effectively and distributed proportionally to districts with students participating in these programs.

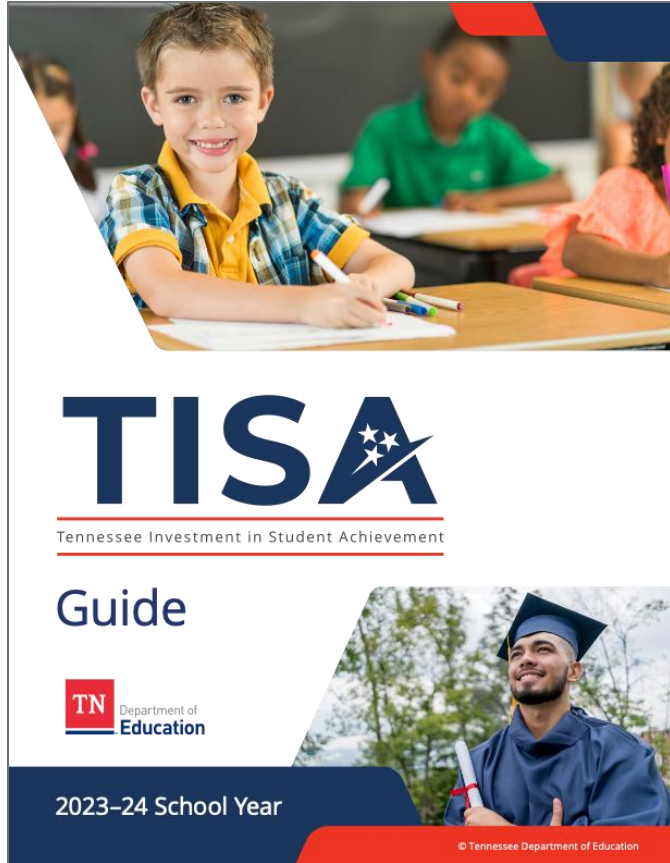


# POS Leveling Timeline

Program levels, course assignment to progression years, and additional resources, while evaluated annually, will be updated for TISA funding purposes every three (3) years to allow LEAs appropriate time to align programs.



# More Information



- [TISA Guide](#)
- [CTE Website](#)