



BEST FOR
ALL

We will set all students on a path to success.

**Proposed State Performance Plan
(SPP)/Annual Performance Report
(APR) Targets for Indicator 8:
Parent Involvement**



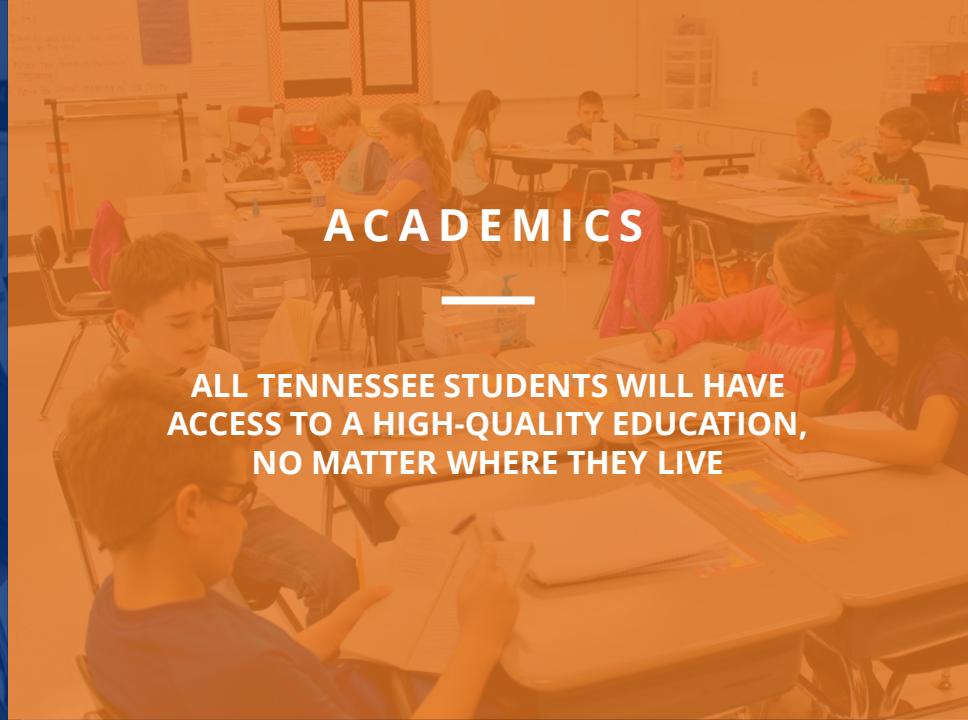
BEST FOR ALL

We will set all students on a path to success.



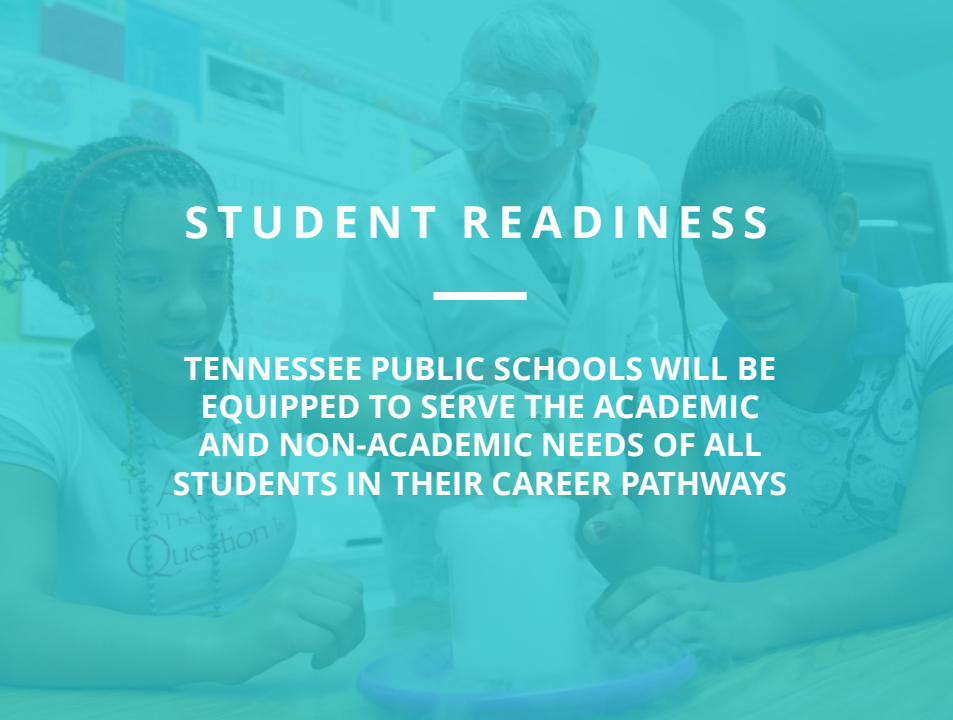
ACADEMICS

ALL TENNESSEE STUDENTS WILL HAVE ACCESS TO A HIGH-QUALITY EDUCATION, NO MATTER WHERE THEY LIVE



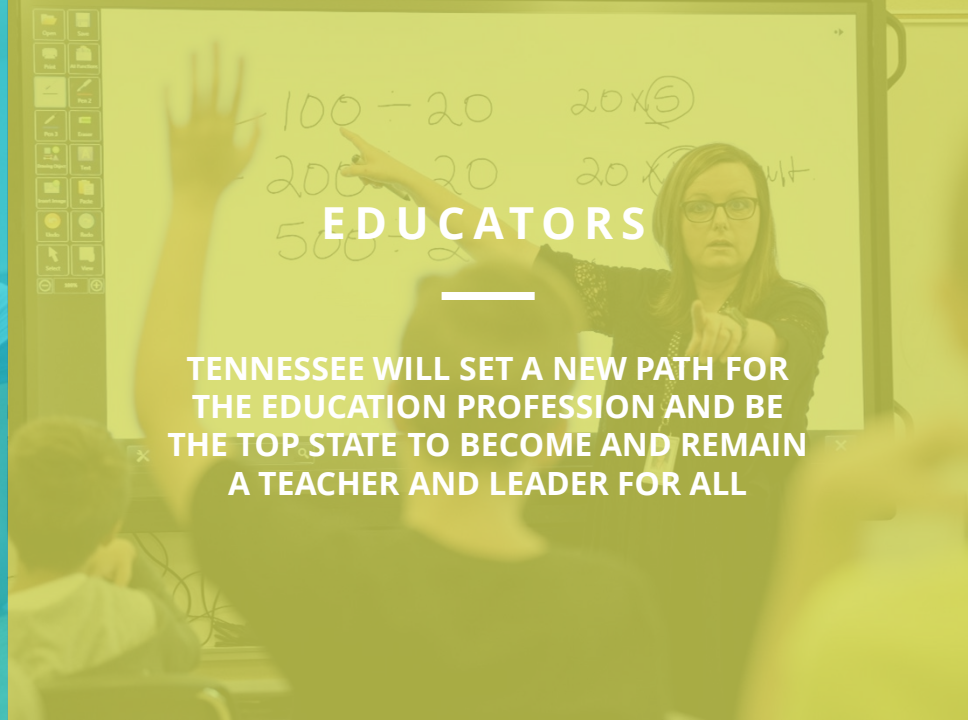
STUDENT READINESS

TENNESSEE PUBLIC SCHOOLS WILL BE EQUIPPED TO SERVE THE ACADEMIC AND NON-ACADEMIC NEEDS OF ALL STUDENTS IN THEIR CAREER PATHWAYS




EDUCATORS

TENNESSEE WILL SET A NEW PATH FOR THE EDUCATION PROFESSION AND BE THE TOP STATE TO BECOME AND REMAIN A TEACHER AND LEADER FOR ALL



Agenda



- SPP/APR Context
- Indicator Summary
- Proposed Targets
- Stakeholder Feedback



State Performance Plan (SPP)



Under the Individuals with Disabilities Education Act (IDEA) of 2004, each state is required to annually develop a performance plan evaluating the state's implementation of special education.

- The SPP describes how the state will improve implementation of special education.
- The SPP contains rigorous targets for 17 compliance-based and results-based indicators of performance.
- Targets for these indicators are collaboratively set by the department and stakeholder groups.

Annual Performance Report (APR)



The APR is submitted annually by states to the U.S. Department of Education and details progress toward meeting SPP targets for each indicator.

- The APR includes state data and explanations of data, if necessary.
- The federal fiscal year (FFY) 2020 APR (reporting on the 2020-21 school year), will be submitted on February 1, 2022.
- Tennessee’s SPPs/APRs are available [here](#) under the “Statewide Annual Performance Reports” tab.

Indicator 8: Parent Involvement



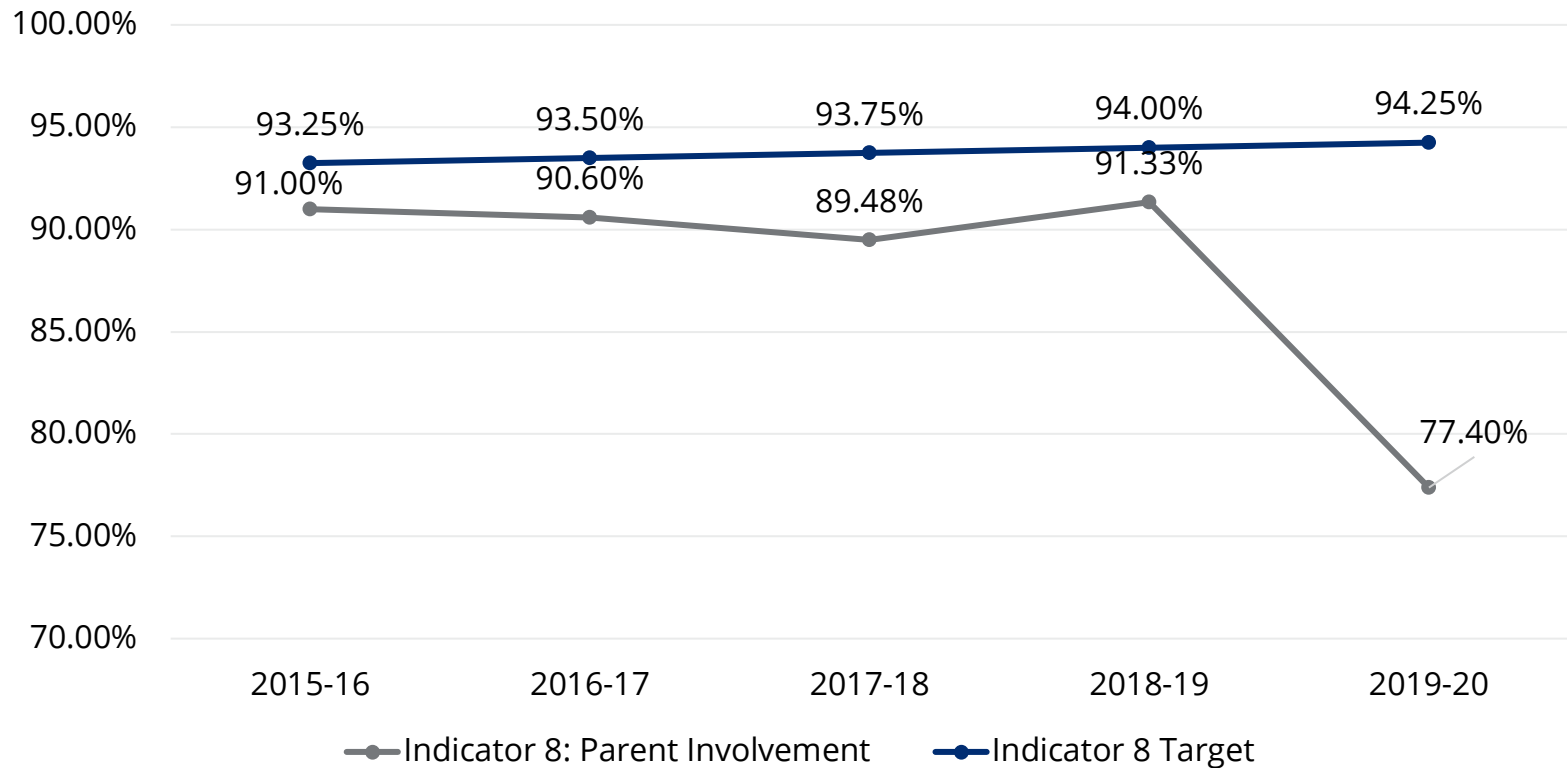
- Percentage of parent survey respondents who say their school facilitated parent involvement as a means of improving services and results for children with disabilities.
- Data Source: Parent survey administered by the Tennessee Department of Education (TDOE) and East Tennessee State University (ETSU).

Numerator = The number of parent survey respondents who reported that schools facilitated parent involvement as a means of improving services and results for children with disabilities.

Denominator = The number of parent survey respondents.

Overall Five-Year Trend

Percent of Parents Reporting Schools Facilitated Parent Involvement
(by APR Year)



Proposed Targets



Tennessee's baseline data, which serves as the starting point for the targets, is from 2019-20 APR year. The proposal is a **one standard deviation* annual increase (+5.95% per year) for the first two years followed by a one eighth of a standard deviation annual increase (+0.74% per year) thereafter.**

Baseline (2019-20)	2020-21	2021-22	2022-23	2023-24	2024-25	2025-26
77.40%	83.35%	89.30%	90.04%	90.78%	91.52%	92.26%

*A standard deviation is a measure of how spread out the data are from the average.

Stakeholder Feedback



https://stateoftennessee.formstack.com/forms/indicator_8_target_setting_feedback

