



Department of  
**Education**

# 2023-24 Virtual Education Annual Report

Tennessee Department of Education | Division of Choice | February 2025



Department of  
**Education**

© Tennessee Department of Education

# Executive Summary

Annually, the Tennessee Department of Education (department) releases a report to highlight the state of virtual education in Tennessee. This year's report provides information relative to the operation and viability of public virtual schools and virtual education programs for the 2023-24 school year. In compliance with state statute<sup>1</sup>, the report provides information relative to student enrollment, academic performance, and funding for virtual education and includes data for public virtual schools and their establishing local education agencies (LEAs). Additional information related to virtual education is available on the department's [virtual school webpage](#).

## ***Highlights in Public Virtual Education***

- The number of public virtual schools operating in Tennessee remained steady with 58 schools during the 2023-24 school year, compared to 59 schools in 2022-23.
- Enrollment in Tennessee public virtual schools remained steady with 12,630 students during the 2023-24 school year compared to 12,653 students in 2022-23.
- Approximately a third of Tennessee's non-virtual public high schools offered online or virtual courses in addition to traditional in-person courses during the 2023-24 school year.
- Many virtual schools provide a temporary alternative to traditional schooling for students who have unique needs. These flexibilities lead to increased student mobility, and studies have shown that increased mobility leads to unfavorable academic outcomes.
- Approximately 30% of students enrolled in a virtual school did not remain enrolled in the school for the entirety of the school year; this is a significantly higher mobility rate compared to the mobility rate of students attending a non-virtual school (14%).
- The number of virtual schools that earned a school-wide TVAAS composite score of 3 or greater (21%) was significantly lower than the number of non-virtual schools that met the same measure (66%).
- The department has implemented a virtual school monitoring framework that analyzes the operational, academic, and fiscal viability of a virtual school.

---

<sup>1</sup> T.C.A. § 49-16-104

# Virtual Education Landscape in Tennessee

## ***Legislative History of Virtual Education in Tennessee***

The Tennessee General Assembly passed Chapter 1096 of the Public Acts of 2008<sup>2</sup>, which provides school districts and students with a broader range of educational opportunities through effective use of technology outside of a traditional classroom. Through this Act, local education agencies (LEAs) were granted the authority to utilize state education funds, seek out grant funds, and accept donations to implement virtual education programs. Although this Act promoted virtual education, LEAs maintained discretionary authority whether to offer virtual education for its students.

In 2011, the General Assembly enacted the Virtual Public Schools Act<sup>3</sup> to expand upon previously enacted virtual education program legislation. This Act gave LEAs the authority to establish virtual public schools to offer students additional educational opportunities. Furthermore, virtual schools established under this Act are public schools and must be allotted the same resources afforded to other public schools in Tennessee. In addition, the Act required the Tennessee State Board of Education (SBE) to promulgate rules and regulations related to the operation and establishment of virtual schools and virtual education programs<sup>4</sup>.

## ***Divisions of Virtual Education***

SBE rule<sup>5</sup> divides virtual education into two separate categories: public virtual schools and virtual education programs. This differentiation provides both LEAs and public schools with the flexibility to offer virtual education to students as needed. LEAs may establish and operate a public virtual school to deliver instruction to students primarily via the internet in a virtual or remote setting<sup>6</sup>. Public virtual schools are public schools and are held to the same rigorous standards as other public schools in Tennessee. Unlike traditional public schools, the commissioner has the authority to reinstate an enrollment cap for a public virtual school or direct the LEA to close the school if it is identified as a Priority school or demonstrates student

---

2 T.C.A. § 49-16-101-105

3 T.C.A. § 49-16-201-215

4 SBE Rule 0520-01-03-.05

5 SBE rule 0520-01-03-.05

6 Pursuant to T.C.A. § 49-13-106, charter schools may not operate a public virtual school.

achievement growth at a level of “significantly below expectations” for any three (3) consecutive years of the school's operation<sup>7</sup>.

Additionally, LEAs have discretion to allow students enrolled within a virtual school to attend a portion of their classes in-person within a brick-and-mortar location if needed. Students may choose to remain enrolled in a public non-virtual school and still participate in virtual education through a virtual education program. A virtual education program is a course or series of courses accessed by students through technology. LEAs and public charter schools may use virtual education programs to provide students with a broader range of educational opportunities outside of a traditional school setting. Unlike public virtual schools, virtual education programs are not separate schools and must operate through an already established public school. During the 2023-24 school year, a third of Tennessee public high schools offered online or distance learning courses through a virtual education program in addition to traditional in-person courses. In total, approximately 54% of LEAs provided students with access to a virtual education program through a non-virtual school to expand curricular offerings during the 2023-24 school year.

### ***Establishment of Virtual Schools***

The department has created a thorough application process by which LEAs must apply to open a virtual school. During the application process, LEAs must submit evidence showing that the school's academic, operational, and fiscal practices will align to all applicable statutes and rules that govern public schools and public virtual schools in Tennessee. LEAs may utilize both state and local funds to implement and operate public virtual schools and virtual education programs.

Most LEAs in Tennessee offer access to virtual courses as a flexible choice for students and families. LEAs may staff and manage public virtual schools with personnel employed by the LEA or may contract management services with another entity. However, all teachers, regardless of employer, must have the necessary endorsement(s) on their Tennessee educator license to teach each course. Regardless of the management entity, all public virtual schools and virtual education programs must comply with laws, rules, and regulations applicable to public schools in Tennessee. Furthermore, public virtual schools are required to comply with all federal laws addressing special populations, including the Individuals with Disabilities Education Act (IDEA), and must provide all services required by a student's Individualized Education Program (IEP),

---

<sup>7</sup> [T.C.A. § 49-16-213](#)

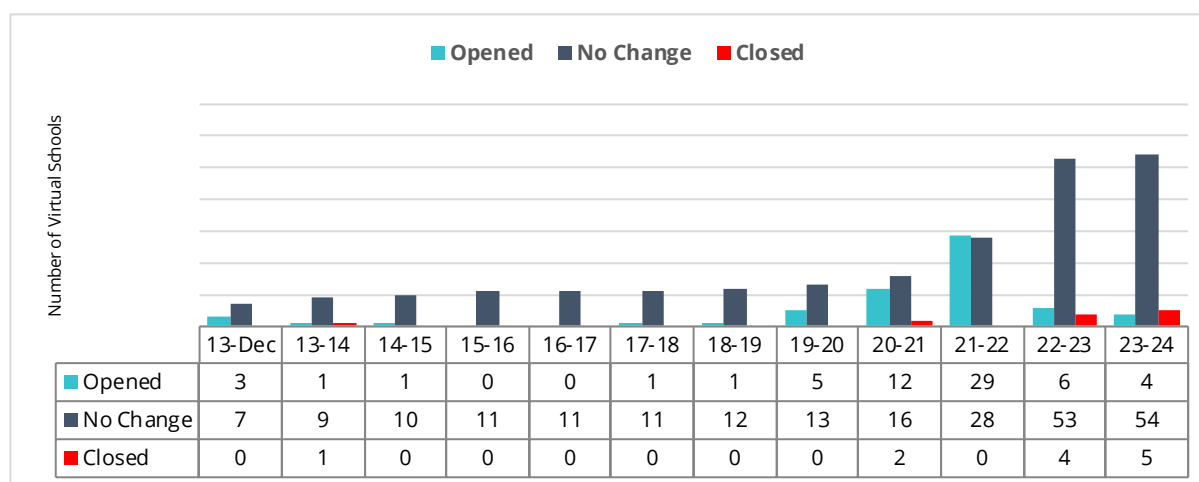
Section 504 Plan, or Individual Learning Plan (ILP). Therefore, students with unique learning needs, including those with disabilities and limited English proficiency, may enroll and participate in a public virtual school or virtual education program. Access to virtual education provides Tennessee students with a personalized pathway to learning that is not constrained by geography or a traditional bell schedule. Both virtual schools and non-virtual schools can provide students with access to a variety of instructional modalities including:

- **Synchronous Virtual Courses:** courses that are fully online/virtual in which a student can progress independently through coursework and requires students to attend regularly scheduled (daily/every other day) virtual classes with a teacher.
- **Asynchronous Virtual Courses:** courses that are fully online/virtual in which a student can progress independently through coursework and does not require students to attend regularly scheduled (daily/every other day) virtual classes with a teacher.
- **Bisynchronous Virtual Courses:** courses that are fully online/virtual and utilize a mixture of asynchronous and synchronous instruction.
- **Hybrid Virtual Courses (allowable in public virtual schools only):** courses that offer primarily virtual instruction (asynchronous, synchronous, or bisynchronous) and requires students to periodically attend class in-person within a brick-and-mortar location.

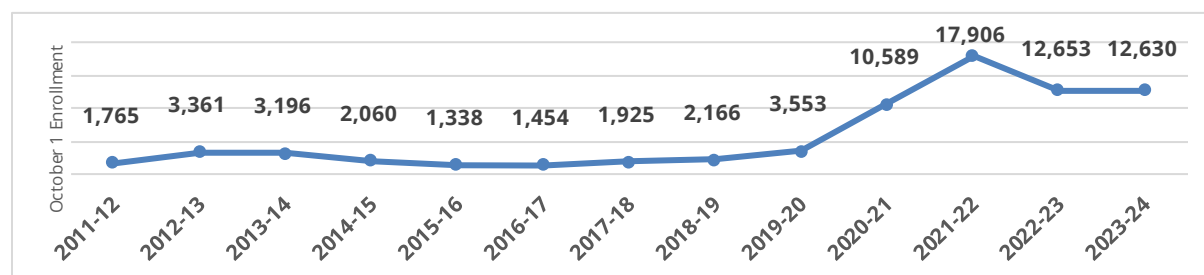
### ***Public Virtual School Operation and Enrollment***

The number of public virtual schools operating in Tennessee has significantly increased since 2011 and has remained consistent for the past two years as seen in figure 1. During the 2023-24 school year, 58 public virtual schools operated across 51 LEAs. Student participation in virtual education, specifically virtual schooling, has seen an upward trend since 2011 and has remained stable in the last few years as seen in figure 2. During the 2021-22 school year, student enrollment in virtual schools significantly increased due to parental choice during the COVID-19 pandemic. This sudden increase was followed by a significant decrease in student enrollment during the 2022-23 school year. However, post-pandemic public virtual school enrollment remains higher than pre-pandemic enrollment.

**Figure 1.** Openings and Closings of Virtual Schools, Over Time



**Figure 2.** Virtual School Enrollment, Over Time



In the 2023-24 school year, 19 public virtual schools offered a statewide enrollment option for any Tennessee student that met the school's enrollment criteria. LEAs that allow out-of-district or state-wide enrollment may charge tuition to families for the portion of funding that the LEA receives from local city or county taxes. LEAs that operate a virtual school are not required to offer out-of-district or state-wide enrollment options. As shown in Table 1, 47% of public virtual schools operating in the 2023-24 school year did not offer out-of-district or statewide enrollment opportunities.

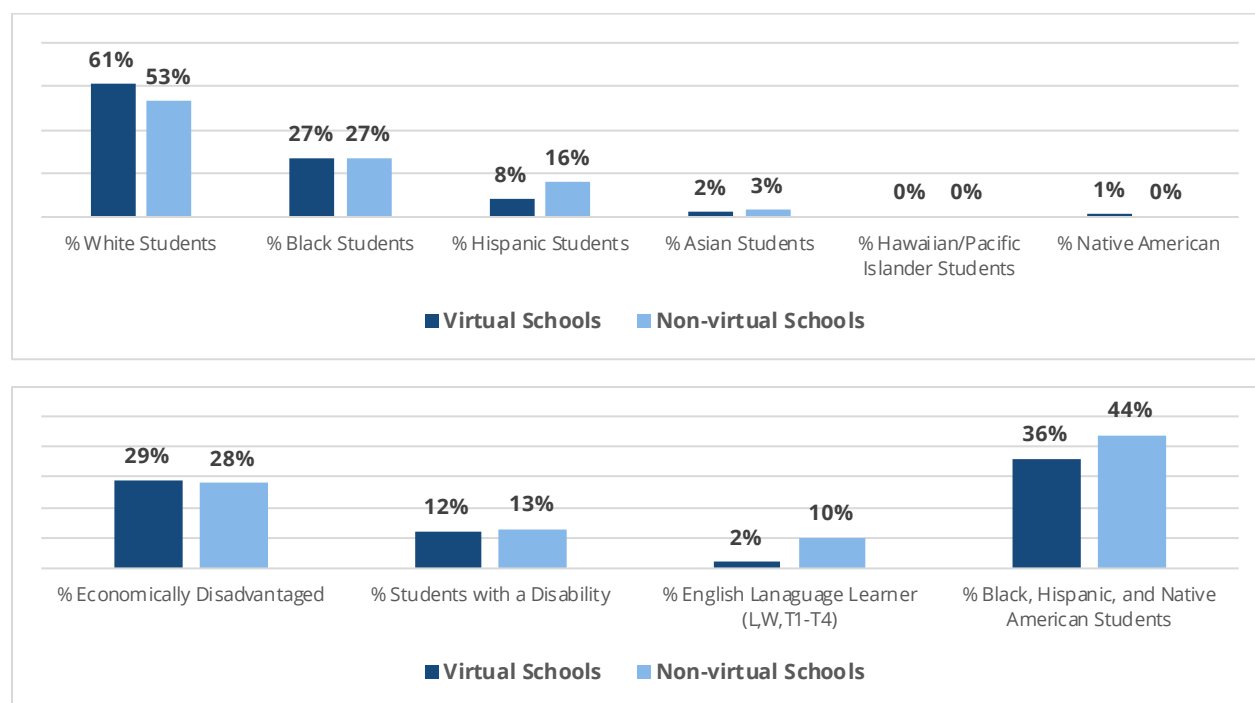
**Table 1.** Number of Virtual Schools by Available Enrollment Type, 2023-24

Enrollment Type	Number of Schools	Percent of Total
In-District Enrollment Only	27	47%
Statewide Enrollment Option	12	21%
In-District/Limited Out-of-District Enrollment (Surrounding Areas Only)	19	33%

## Student Enrollment

Student population characteristics within public virtual schools and non-virtual schools are similar<sup>8</sup>. Compared to non-virtual schools, public virtual schools held a smaller proportion of English Learners (EL) and Hispanic students during the 2023-24 school year. This data trend is not unique to Tennessee; a national study found that across the U.S., fewer EL students participate in virtual schooling as compared to other student populations<sup>9</sup>.

**Figure 4.** Student Population Characteristics, SY2023-24



## Student Mobility

Public virtual schools in Tennessee have significantly higher mobility rates compared to non-virtual schools. Approximately 30% of students who enrolled in a virtual school did not remain enrolled in the school for the entirety of the school year as compared to 14% of students in non-virtual schools. LEAs often use virtual schooling to meet the needs of students and families that need an alternative to a traditional school setting. Virtual education provides flexibility for LEAs to meet the needs of its students; however, this type of utilization lends itself to increased

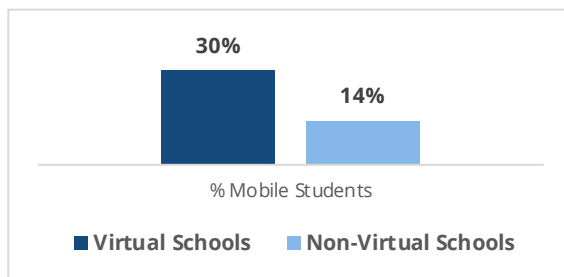
<sup>8</sup> Student data within this report is limited to include data from schools within the 51 LEAs that operated a public virtual school during the 2023-2024 school year.

<sup>9</sup> Molnar, A., Miron, G., Barbour, M. K., Huerta, L., Shafer, S. R., Rice, J. K., Glover, A., Browning, N., Hagle, S., & Boninger, F. (2021). Virtual Schools in the U.S. 2021. *Nepc.colorado.edu*. <https://nepc.colorado.edu/publication/virtual-schools-annual-2021>



student mobility. This underscores a unique challenge that virtual schools face when compared to non-virtual schools. To address this challenge, virtual school leaders plan for increased mobility and student transience by offering flexible scheduling and varying types of instructional modalities to fit student and family needs and support the transition back to non-virtual schooling. Virtual school leaders have indicated that a consistently changing student body impacts their ability to effectively monitor academic progress and increase student achievement. Studies have shown that students who experience school mobility face significant academic challenges, including lower test scores and increased risks of grade retention and dropout<sup>10</sup>. Research also indicates that school-wide mobility negatively impacts both mobile and non-mobile students, contributing to lower overall school performance<sup>11</sup>. For purposes of this report, student mobility rate is the percentage of a student body entering, reentering, and/or withdrawing on or after October 1st of a school year. Figure 5 presents the overall mobility rates for both students in virtual schools and non-virtual schools during the 2023-24 school year<sup>12</sup>.

**Figure 5.** Student Mobility Rates Comparison, 2023-24



## Accountability

Public virtual schools in Tennessee operate under the same legal and regulatory framework as all other public schools in the state. [T.C.A. § 49-16-213](#) frames additional accountability measures that focus on student achievement growth, as represented by the Tennessee Value-Added Assessment System (TVAAS). TVAAS composites are one-year scores reported on a 1-5

---

10 Welsh, R. O. (2017). School hopscotch: A comprehensive review of K-12 student mobility in the United States. *Review of Educational Research*, 87(3), 475-511.

11 Gill, P., Molina, M., & Potter, D. (2021). The relationship between school-year mobility and school performance in the Houston area. Houston Education Research Consortium, Kinder Institute for Urban Research, Rice University.

12 Virtual school mobility rate: Percentage of the virtual school's yearly student membership that enters (enrolls) for more than one (1) day on or after 10/1 or exits (withdraws) from the virtual school on or after 10/2 and before the last month of the school's academic calendar.



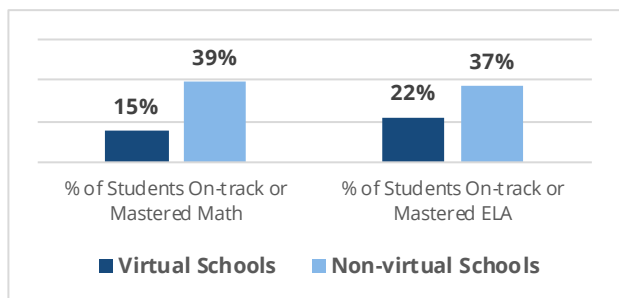
scale<sup>13</sup>. If a virtual school demonstrates overall student achievement growth (school-wide TVAAS composite) at a level 1 indicating “significantly below expectations” for any three consecutive years of the school’s operation, the commissioner of education has the authority to enforce an enrollment cap or direct the establishing LEA to close the public virtual school. The Tennessee Department of Education shares accountability data for public schools, including public virtual schools, in the annual Tennessee State [Report Card](#) and assigns [School Letter Grades](#) to all eligible public schools including public virtual schools. These data sources are a vital tool for parents and families seeking comprehensive information about school performance.

## Academic Outcomes

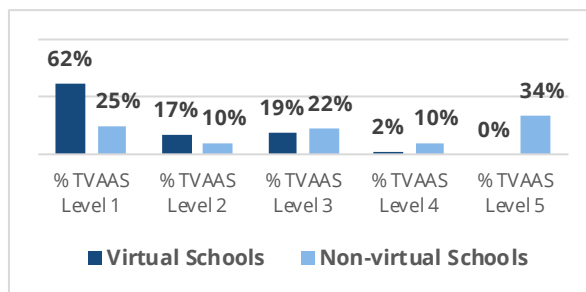
During the 2023-24 school year, students within non-virtual schools demonstrated a higher rate of academic achievement compared to students within virtual schools as illustrated in figure 6. Moreover, 21% of public virtual schools achieved a school-wide TVAAS composite score of 3 or greater. This percentage is considerably lower than the 66% of non-virtual schools that achieved the same benchmark as illustrated in figure 7.

Figure 8 illustrates that 45% of virtual schools secured a school-wide TVAAS composite score equivalent to or exceeding their establishing LEA while 53% of non-virtual schools met this same measure.

**Figure 6.** Percentage of Students On-track or Mastered by School Type, 2023-24

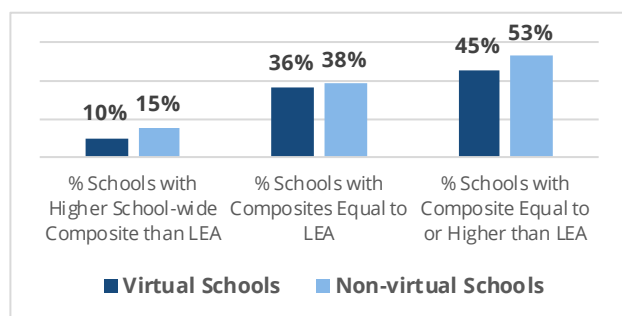


**Figure 7.** Percentage of Schools by School-Wide TVAAS Composite Level, 2023-24

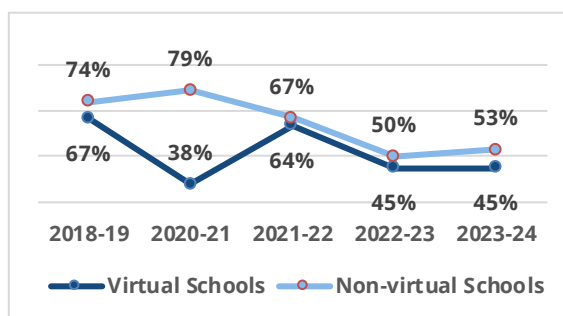


<sup>13</sup> Appendix I provides TVAAS effectiveness levels.

**Figure 8.** School-wide TVAAS Composites Compared to System-wide TVAAS Composites, 2023-24



**Figure 9.** Percentage of Schools Earning TVAAS Composite Level Equivalent to or Higher than LEA, Over Time



## School Letter Grades

Pursuant to Tennessee law<sup>14</sup>, the department developed a [school letter grade rating system](#) to provide parents and families with information that shows how public schools in Tennessee are performing. The department calculates letter grades on a scale from A to F. These grades are based on four separate indicators: student achievement, student academic growth, growth of the highest need students, and college and career readiness measure for high schools. A higher percentage of non-virtual schools (73%) earned a letter grade ranging from A to C than virtual schools (20%). Appendix F provides the letter grade earned by each eligible public virtual school.

## School Recognitions

Each year, in accordance with Tennessee's accountability system and federal and state law, the Tennessee Department of Education recognizes schools for their success, as well as those needing additional support. Reward Schools, as defined by the department's [2023-24 Accountability Protocol](#), are schools that earn an overall school score of 3.1 or higher per federal accountability calculation and are not identified as Comprehensive Support and Improvement Schools (CSI), Targeted Support and Improvement Schools (TSI), or Additional Targeted Support and Improvement Schools (ATSI). Schools serving K-8 students are evaluated on four indicators, including achievement on the Tennessee Comprehensive Assessment Program (TCAP) assessments, TCAP assessment growth over time, rates at which students are Chronically Out of School, and performance on the English Language Proficiency Assessment (ELPA). In addition to these four indicators, high schools are also evaluated on Graduation Rate

14 T.C.A. § 49-1-228

and *Ready Graduate* Rate, or the rate at which students graduate while also having achieved milestones associated with college and career readiness. Schools are recognized as a Reward school when they demonstrate high levels of performance and/or improvement in performance by meeting their annual measurable objectives across performance indicators and student groups. Table 2 and Table 3 below highlight school designations for the 2023-24 school year.

**Table 2:** Virtual Schools Designated as a Reward School

Reward Schools	
Establishing LEA	School
Bristol City Schools	Tennessee Online Public School
Williamson County Schools	Vanguard Virtual High School

## ***Comprehensive and Targeted Support Designations***

Tennessee designates a school as a Comprehensive Support and Improvement (CSI) school when the school earns performance scores in the bottom five percent of all Tennessee public schools or exhibits a graduation rate of less than 67%. A school is identified as a Targeted Support School (TSI) when any student group within the school earns performance scores in the bottom five percent of the overall performance of Tennessee students. Furthermore, a school is identified as an Additional Targeted Support and Improvement (ATSI) school when the performance scores of any student group within the school aligns with CSI criteria. Schools identified as CSI, TSI, and ATSI are eligible for additional funding and receive support from the department to develop evidence-based school improvement plans. These plans are based on items identified within the individual school's needs assessment and root cause analysis.

**Table 3:** Virtual Schools Designated as CSI, TSI, or ATSI

CSI, TSI, or ATSI Designated Virtual Schools		
Establishing LEA	School	Designation Type
Johnson County Schools	Tennessee Connections Academy Johnson County 4-8	TSI
Maury County Schools	Virtual Academy of Maury County	CSI
Memphis-Shelby County Schools	Memphis Virtual School	CSI
Union County Schools	Tennessee Virtual Academy	TSI
Union County Schools	Tennessee Virtual Junior High School	TSI

## ***Funding***

As delineated in [T.C.A. § 49-16-204](#), Tennessee law assures that public virtual schools are provided the same resources as other public schools operating in Tennessee. Local Education Agencies have the authority to allocate funds from both state and local sources for the establishment and operation of their virtual schools and virtual education programs. [Appendix](#)

[G](#) provides an overview of funding for all operational virtual schools during the 2023-24 school year. Both state and local funding shares are set based on each county's fiscal capacity, or ability to raise local revenue; counties with higher fiscal capacities receive less state funding as a percentage of their total budget and must contribute more local matching dollars than counties with less ability to raise local revenue.

## ***Actions Taken to Strengthen Virtual Education in Tennessee***

Virtual education serves as a flexible educational pathway for Tennessee students. To ensure that all students receive quality educational services, the department has set forth a focused effort to strengthen virtual education across the state. Supports provided by the department cover a broad spectrum, from helping LEAs craft operational guidelines to fostering partnerships between virtual and non-virtual schools. The list below outlines strides that the department is taking to strengthen virtual education:

1. The department has established a virtual school monitoring framework for LEAs to evaluate the academic, operational, and fiscal capacity of their public virtual schools. Annually, these monitoring data are used to refine and enhance the monitoring framework for the next monitoring cycle.
2. The department provides technical support to LEAs seeking to open a public virtual school. These supports help LEAs develop policies and procedures to ensure that the operation of their virtual schools align with applicable rules, regulations, and best practices as outlined by the department.
3. The department fosters collaboration between LEAs that seek to open a virtual school and LEAs that have previously established a virtual school. These partnerships provide a support network to LEAs as they plan and open virtual schools and programs.
4. The department uses virtual school monitoring data and accountability data to develop guidance and establish best practices relative to challenges and trends identified by LEAs that operate virtual schools.

## ***Conclusion***

Tennessee law allows LEAs to utilize high quality virtual education programming as a choice for families in Tennessee. The significant growth in the number of students who participate in virtual education highlights the increasing demand from Tennessee families for these flexible and diverse educational opportunities. Despite the increasing demand of virtual education, high student mobility continues to impact public virtual schools' academic outcomes. The

department has established a dedicated school choice division to address challenges that are unique to public virtual schools and virtual education programs. This division helps LEAs establish practices to ensure their students receive high-quality educational services regardless of learning modality and provides strategic supports to enhance the quality of virtual education across the state.

# Appendices

## Appendix A. Operating Virtual Schools, 2023-24

School	District	School Year Opened	Grades Served	Enrollment Type
Anderson County Innovation Academy	Anderson County Schools	2021-2022	3-12	In-district
Barry Tatum Virtual Learning Academy	Wilson County Schools	2012-2013	4-12	In-district
Bradley County Virtual School	Bradley County Schools	2012-2013	6-12	Statewide
CMCSS K-12 Virtual School	Clarksville-Montgomery County Schools	2021-2022	K-12	In-district
Carter County Online Academy	Carter County Schools	2020-2021	4-12	In-district/Surrounding Areas
Cheatham County Virtual School	Cheatham County Schools	2021-2022	9-12	In-district
Claiborne Virtual Learning Academy	Claiborne County Schools	2020-2021	K-12	In-district
Coffee County Virtual Academy	Coffee County Schools	2021-2022	6-12	In-district
Collierville Virtual Academy	Collierville Schools	2021-2022	3-12	In-district/Surrounding Areas
Dickson County Distance Learning Academy	Dickson County Schools	2021-2022	K-12	In-district
E B Wilson	Sumner County Schools	2013-2014	9-12	In-district
Germantown Online Academy of Learning	Germantown Municipal School District	2021-2022	K-12	In-district/Surrounding Areas
Greene Online Academy of Learning	Greene County Schools	2021-2022	K-12	In-district
Hamilton County Virtual School	Hamilton County Schools	2012-2013	K-12	In-district
Hawkins County Virtual Academy	Hawkins County Schools	2021-2022	K-12	In-district
Haywood County Virtual Academy	Haywood County Schools	2021-2022	K-8	In-district/Surrounding Areas
Henry County Virtual Academy	Henry County Schools	2020-2021	K-12	In-district
Hickman County Learning Academy	Hickman County Schools	2020-2021	3-12	In-district
Houston County Virtual Academy	Houston County Schools	2022-2023	6-12	In-district
Jackson Academic STEAM Academy	Jackson-Madison County Schools	2021-2022	K-12	In-district
Jefferson Virtual Academy	Jefferson County Schools	2021-2022	5-12	In-district
Knox County Virtual School	Knox County Schools	2023-2024	1-12	In-district
Lincoln Central Virtual Academy	Lincoln County Schools	2021-2022	K-12	In-district/Surrounding Areas
MNPS Virtual School	Metro Nashville Public Schools	2011-2012	4-12	In-district
Marion Virtual Elementary School	Marion County Schools	2021-2022	K-5	Statewide
Marion Virtual High School	Marion County Schools	2017-2018	6-12	Statewide
Maryville Virtual School	Maryville City Schools	2022-2023	K-12	In-district/Surrounding Areas
McNairy County Virtual School K-12	McNairy County Schools	2020-2021	K-12	In-district

School	District	School Year Opened	Grades Served	Enrollment Type
Memphis Virtual Adult High School	Memphis-Shelby County Schools	2022-2023	9-12	In-district
Memphis Virtual School	Memphis-Shelby County Schools	2013-2014	4-12	Statewide
Monroe County Virtual School	Monroe County Schools	2022-2023	4-12	In-district/Surrounding Areas
North Cumberland Online School	Campbell County Schools	2021-2022	6-12	In-district
Overton County Virtual School	Overton County Schools	2022-2023	K-8	In-district
Perry County Virtual School	Perry County Schools	2019-2020	4-12	In-district/Surrounding Areas
Pioneer Virtual Academy	Lawrence County Schools	2020-2021	K-12	Statewide
Polk Innovative Learning Academy	Polk County Schools	2019-2020	K-12	In-district/Surrounding Areas
Putnam County VITAL	Putnam County Schools	2011-2012	K-12	In-district
Roane County Virtual Academy	Roane County Schools	2020-2021	K-12	In-district/Surrounding Areas
Robertson Co. Virtual School	Robertson County Schools	2012-2013	3-12	In-district
Rutherford County Virtual School	Rutherford County Schools	2020-2021	3-12	Statewide
Sullivan County Virtual Learning Academy	Sullivan County Schools	2021-2022	K-12	In-district
Tennessee Connections Academy Johnson County 4-8	Johnson County Schools	2020-2021	4-8	Statewide
Tennessee Connections Academy Johnson County 9-12	Johnson County Schools	2020-2021	9-12	Statewide
Tennessee Online Public School	Bristol City Schools	2011-2012	6-12	Statewide
Tennessee Online Public School at Bristol	Bristol City Schools	2021-2022	K-5	Statewide
Tennessee Online Public School at Greeneville	Greeneville City Schools	2021-2022	K-12	Statewide
Tennessee Virtual Academy	Union County Schools	2011-2012	K-6	Statewide
Tennessee Virtual Junior High School	Union County Schools	2022-2023	7-9	Statewide
Tennessee Virtual Learning Academy	Washington County Schools	2014-2015	3-12	In-district/Surrounding Areas
The iLearn Institute at Lenoir City Schools	Lenoir City Schools	2021-2022	K-12	Statewide
Tullahoma Virtual Academy	Tullahoma City Schools	2021-2022	8-12	In-district/Surrounding Areas
Vanguard Virtual High School	Williamson County Schools	2021-2022	9-12	In-district
Virtual Academy of Maury County	Maury County Schools	2020-2021	7-12	Statewide
Volunteer State Virtual Academy Elementary School	Lewis County Schools	2023-2024	K-5	Statewide
Volunteer State Virtual Academy High School	Lewis County Schools	2023-2024	9-12	Statewide
Volunteer State Virtual Academy Middle School	Lewis County Schools	2023-2024	6-8	Statewide
Warren Connect	Warren County Schools	2021-2022	K-12	Statewide
Wayne County Virtual School	Wayne County Schools	2020-2021	7-12	In-district



## Appendix B. October 1st Student Enrollment, Across Years

School	District	2019-20	2020-21	2021-22	2022-23	2023-24
Anderson County Innovation Academy	Anderson County Schools	*	*	28	23	34
Barry Tatum Virtual Learning Academy	Wilson County Schools	114	2664	222	129	113
Bradley County Virtual School	Bradley County Schools	67	258	242	174	137
Carter County Online Academy	Carter County Schools	*	79	130	99	83
Cheatham County Virtual School	Cheatham County Schools	*	*	19	17	38
Claiborne Virtual Learning Academy	Claiborne County Schools	*	13	32	26	37
CMCSS K-12 Virtual School	Clarksville-Montgomery County Schools	*	*	1072	888	793
Coffee County Virtual Academy	Coffee County Schools	*	*	31	57	69
Collierville Virtual Academy	Collierville Schools	*	*	266	132	90
Dickson County Distance Learning Academy	Dickson County Schools	*	*	215	101	75
E B Wilson	Sumner County Schools	102	91	227	188	124
Germantown Online Academy of Learning	Germantown Municipal School District	*	*	83	60	65
Greene Online Academy of Learning	Greene County Schools	*	*	79	40	28
Hamilton County Virtual School	Hamilton County Schools	35	709	835	337	313
Hawkins County Virtual Academy	Hawkins County Schools	*	*	103	75	60
Haywood County Virtual Academy	Haywood County Schools	*	*	98	25	26
Henry County Virtual Academy	Henry County Schools	*	157	126	62	51
Hickman County Learning Academy	Hickman County Schools	*	27	18	**	22
Houston County Virtual Academy	Houston County Schools	*	*	*	**	13
Jackson Academic STEAM Academy	Jackson-Madison County Schools	*	*	471	325	286
Jefferson Virtual Academy	Jefferson County Schools	*	*	110	68	58
Knox County Virtual School	Knox County Schools	*	*	*	*	404
Lincoln Central Virtual Academy	Lincoln County Schools	*	*	78	57	39
Marion Virtual Elementary School	Marion County Schools	*	*	33	**	**
Marion Virtual High School	Marion County Schools	**	**	84	31	28
Maryville Virtual School	Maryville City Schools	*	*	*	52	69
McNairy County Virtual School K-12	McNairy County Schools	*	23	38	43	33
Memphis Virtual Adult High School	Memphis-Shelby County Schools	*	*	*	26	119
Memphis Virtual School	Memphis-Shelby County Schools	106	70	985	486	333
MNPS Virtual School	Metro Nashville Public Schools	90	94	290	194	152
Monroe County Virtual School	Monroe County Schools	*	*	*	235	217

School	District	2019-20	2020-21	2021-22	2022-23	2023-24
North Cumberland Online School	Campbell County Schools	*	*	**	**	**
Overton County Virtual School	Overton County Schools	*	*	**	88	**
Perry County Virtual School	Perry County Schools	*	122	35	33	42
Pioneer Virtual Academy	Lawrence County Schools	14	11	89	158	145
Polk Innovative Learning Academy	Polk County Schools	73	138	83	68	96
Putnam County VITAL	Putnam County Schools	127	220	386	302	103
Roane County Virtual Academy	Roane County Schools	*	85	132	52	62
Robertson Co. Virtual School	Robertson County Schools	44	43	75	73	63
Rutherford County Virtual School	Rutherford County Schools	*	102	461	353	361
Sullivan County Virtual Learning Academy	Sullivan County Schools	*	*	**	**	**
Tennessee Connections Academy Johnson County 4-8	Johnson County Schools	*	196	1462	1478	1315
Tennessee Connections Academy Johnson County 9-12	Johnson County Schools	*	46	1059	1489	1496
Tennessee Online Public School	Bristol City Schools	173	159	165	203	243
Tennessee Online Public School at Bristol	Bristol City Schools	*	*	34	22	21
Tennessee Online Public School at Greeneville	Greeneville City Schools	*	*	83	78	90
Tennessee Virtual Academy	Union County Schools	1343	2259	3036	2168	1945
Tennessee Virtual Junior High School	Union County Schools	*	*	*	934	908
Tennessee Virtual Learning Academy	Washington County Schools	29	32	110	65	50
The iLearn Institute at Lenoir City Schools	Lenoir City Schools	*	*	91	85	90
Tullahoma Virtual Academy	Tullahoma City Schools	*	*	24	43	52
Vanguard Virtual High School	Williamson County Schools	*	*	245	121	123
Virtual Academy of Maury County	Maury County Schools	*	88	101	56	60
Volunteer State Virtual Academy Elementary School	Lewis County Schools	*	*	*	*	356
Volunteer State Virtual Academy High School	Lewis County Schools	*	*	*	*	614
Volunteer State Virtual Academy Middle School	Lewis County Schools	*	*	*	*	301
Warren Connect	Warren County Schools	*	*	89	110	132
Wayne County Virtual School	Wayne County Schools	*	**	12	14	24

\* Not operating within school year

\*\* Fewer than 10 students enrolled

## Appendix C. Virtual School Student Population Demographics, 2023-24

School	District	%Economically Disadvantaged		%Students with a Disability		%English Language Learners	
		SCH	LEA	SCH	LEA	SCH	LEA
Anderson County Innovation Academy	Anderson County Schools	32%	28%	<5%	19%	<5%	<5%
Barry Tatum Virtual Learning Academy	Wilson County Schools	15%	9%	19%	13%	<5%	7%
Bradley County Virtual School	Bradley County Schools	29%	27%	7%	13%	<5%	5%
Carter County Online Academy	Carter County Schools	36%	36%	14%	19%	<5%	<5%
Cheatham County Virtual School	Cheatham County Schools	39%	33%	16%	18%	<5%	<5%
Claiborne Virtual Learning Academy	Claiborne County Schools	57%	29%	11%	19%	<5%	<5%
CMCSS K-12 Virtual School	Clarksville-Montgomery County Schools	16%	21%	18%	16%	<5%	5%
Coffee County Virtual Academy	Coffee County Schools	26%	30%	<5%	17%	<5%	<5%
Collierville Virtual Academy	Collierville Schools	6%	6%	10%	13%	<5%	9%
Dickson County Distance Learning Academy	Dickson County Schools	17%	22%	19%	16%	<5%	<5%
E B Wilson	Sumner County Schools	15%	15%	9%	15%	<5%	6%
Germantown Online Academy of Learning	Germantown Municipal Schools	2%	5%	6%	12%	<5%	<5%
Greene Online Academy of Learning	Greene County Schools	36%	24%	21%	19%	<5%	<5%
Hamilton County Virtual School	Hamilton County Schools	43%	34%	13%	14%	<5%	12%
Hawkins County Virtual Academy	Hawkins County Schools	23%	33%	<5%	16%	<5%	<5%
Haywood County Virtual Academy	Haywood County Schools	73%	43%	<5%	16%	23%	<5%
Henry County Virtual Academy	Henry County Schools	29%	30%	10%	17%	<5%	<5%
Hickman County Learning Academy	Hickman County Schools	0%	29%	23%	19%	<5%	<5%
Houston County Virtual Academy	Houston County Schools	31%	25%	<5%	21%	<5%	<5%
Jackson Academic STEAM Academy	Jackson-Madison County Schools	40%	43%	14%	15%	<5%	6%
Jefferson Virtual Academy	Jefferson County Schools	26%	28%	<5%	15%	<5%	5%
Knox County Virtual School	Knox County Schools	29%	20%	25%	16%	<5%	9%
Lincoln Central Virtual Academy	Lincoln County Schools	21%	22%	5%	15%	<5%	<5%
Marion Virtual Elementary School	Marion County Schools	>95%	32%	<5%	13%	<5%	<5%
Marion Virtual High School	Marion County Schools	14%	32%	<5%	13%	<5%	<5%
Maryville Virtual School	Maryville City Schools	14%	14%	13%	13%	<5%	5%
McNairy County Virtual School K-12	McNairy County Schools	21%	34%	9%	15%	<5%	<5%
Memphis Virtual Adult High School	Memphis-Shelby County Schools	39%	53%	5%	11%	<5%	13%
Memphis Virtual School	Memphis-Shelby County Schools	51%	53%	10%	11%	<5%	13%

School	District	%Economically Disadvantaged		%Students with a Disability		%English Language Learners	
		SCH	LEA	SCH	LEA	SCH	LEA
MNPS Virtual School	Metro Nashville Public Schools	22%	31%	14%	14%	6%	29%
Monroe County Virtual School	Monroe County Schools	49%	46%	10%	17%	<5%	<5%
North Cumberland Online School	Campbell County Schools	**	39%	**	21%	**	<5%
Overton County Virtual School	Overton County Schools	44%	25%	22%	17%	<5%	<5%
Perry County Virtual School	Perry County Schools	26%	29%	19%	20%	<5%	<5%
Pioneer Virtual Academy	Lawrence County Schools	8%	39%	<5%	14%	<5%	<5%
Polk Innovative Learning Academy	Polk County Schools	51%	39%	26%	21%	<5%	<5%
Putnam County VITAL	Putnam County Schools	54%	49%	15%	15%	<5%	10%
Roane County Virtual Academy	Roane County Schools	48%	33%	19%	19%	<5%	<5%
Robertson Co. Virtual School	Robertson County Schools	17%	22%	6%	16%	<5%	12%
Rutherford County Virtual School	Rutherford County Schools	11%	18%	7%	9%	<5%	16%
Sullivan County Virtual Learning Academy	Sullivan County Schools	**	24%	**	18%	**	<5%
Tennessee Connections Academy Johnson County 4-8	Johnson County Schools	16%	24%	16%	18%	<5%	<5%
Tennessee Connections Academy Johnson County 9-12	Johnson County Schools	19%	24%	13%	18%	<5%	<5%
Tennessee Online Public School	Bristol City Schools	16%	25%	6%	17%	<5%	<5%
Tennessee Online Public School at Bristol	Bristol City Schools	29%	25%	10%	17%	<5%	<5%
Tennessee Online Public School at Greeneville	Greeneville City Schools	17%	26%	12%	16%	<5%	<5%
Tennessee Virtual Academy	Union County Schools	47%	38%	14%	16%	<5%	<5%
Tennessee Virtual Junior High School	Union County Schools	37%	38%	16%	16%	<5%	<5%
Tennessee Virtual Learning Academy	Washington County Schools	30%	18%	16%	17%	<5%	<5%
The iLearn Institute at Lenoir City Schools	Lenoir City Schools	16%	17%	6%	16%	<5%	20%
Tullahoma Virtual Academy	Tullahoma City Schools	17%	29%	8%	15%	<5%	<5%
Vanguard Virtual High School	Williamson County Schools	<5%	2%	10%	12%	<5%	<5%
Virtual Academy of Maury County	Maury County Schools	23%	25%	7%	15%	<5%	7%
Volunteer State Virtual Academy Elementary School	Lewis County Schools	38%	27%	11%	14%	<5%	<5%
Volunteer State Virtual Academy High School	Lewis County Schools	28%	27%	11%	14%	<5%	<5%
Volunteer State Virtual Academy Middle School	Lewis County Schools	35%	27%	12%	14%	<5%	<5%
Warren Connect	Warren County Schools	29%	31%	5%	16%	<5%	<5%
Wayne County Virtual School	Wayne County Schools	21%	30%	17%	18%	<5%	<5%

\*\* Indicates that results were masked due to department suppression guidelines or data was not available.

## Appendix D: Chronically Absent and Graduation Rates, 2023-24

School	District	% Chronically Absent		High School Graduation Rate	
		SCH	LEA	SCH	LEA
Anderson County Innovation Academy	Anderson County Schools	6%	15%	>95%	>95%
Barry Tatum Virtual Learning Academy	Wilson County Schools	20%	16%	>95%	>95%
Bradley County Virtual School	Bradley County Schools	<5%	17%	94%	>95%
Carter County Online Academy	Carter County Schools	<5%	20%	64%	86%
Cheatham County Virtual School	Cheatham County Schools	<5%	19%	83%	95%
Claiborne Virtual Learning Academy	Claiborne County Schools	<5%	23%	>95%	95%
CMCSS K-12 Virtual School	Clarksville-Montgomery County Schools	11%	15%	>95%	95%
Coffee County Virtual Academy	Coffee County Schools	5%	12%	84%	93%
Collierville Virtual Academy	Collierville Schools	<5%	10%	>95%	95%
Dickson County Distance Learning Academy	Dickson County Schools	<5%	15%	**	>95%
E B Wilson	Sumner County Schools	17%	12%	93%	>95%
Germantown Online Academy of Learning	Germantown Municipal Schools	5%	7%	92%	>95%
Greene Online Academy of Learning	Greene County Schools	<5%	15%	>95%	>95%
Hamilton County Virtual School	Hamilton County Schools	11%	20%	93%	93%
Hawkins County Virtual Academy	Hawkins County Schools	<5%	24%	>95%	>95%
Haywood County Virtual Academy	Haywood County Schools	<5%	21%	**	>95%
Henry County Virtual Academy	Henry County Schools	<5%	14%	85%	>95%
Hickman County Learning Academy	Hickman County Schools	47%	17%	75%	92%
Houston County Virtual Academy	Houston County Schools	36%	23%	>95%	>95%
Jackson Academic STEAM Academy	Jackson-Madison County Schools	21%	29%	>95%	93%
Jefferson Virtual Academy	Jefferson County Schools	21%	19%	>95%	>95%
Knox County Virtual School	Knox County Schools	25%	19%	76%	93%
Lincoln Central Virtual Academy	Lincoln County Schools	9%	18%	>95%	>95%
Marion Virtual Elementary School	Marion County Schools	50%	23%	**	91%
Marion Virtual High School	Marion County Schools	18%	23%	80%	91%
Maryville Virtual School	Maryville City Schools	27%	8%	73%	94%
McNairy County Virtual School K-12	McNairy County Schools	<5%	13%	>95%	>95%
Memphis Virtual Adult High School	Memphis-Shelby County Schools	<5%	29%	**	83%
Memphis Virtual School	Memphis-Shelby County Schools	11%	29%	83%	83%

School	District	% Chronically Absent		High School Graduation Rate	
		SCH	LEA	SCH	LEA
MNPS Virtual School	Metro Nashville Public Schools	<5%	24%	>95%	86%
Monroe County Virtual School	Monroe County Schools	<5%	18%	>95%	95%
North Cumberland Online School	Campbell County Schools	**	21%	**	86%
Overton County Virtual School	Overton County Schools	25%	17%	**	>95%
Perry County Virtual School	Perry County Schools	5%	18%	>95%	>95%
Pioneer Virtual Academy	Lawrence County Schools	<5%	15%	>95%	>95%
Polk Innovative Learning Academy	Polk County Schools	<5%	22%	>95%	89%
Putnam County VITAL	Putnam County Schools	9%	17%	86%	94%
Roane County Virtual Academy	Roane County Schools	10%	17%	82%	>95%
Robertson Co. Virtual School	Robertson County Schools	13%	18%	>95%	80%
Rutherford County Virtual School	Rutherford County Schools	9%	12%	>95%	>95%
Sullivan County Virtual Learning Academy	Sullivan County Schools	**	21%	**	94%
Tennessee Connections Academy Johnson County 4-8	Johnson County Schools	15%	16%	**	84%
Tennessee Connections Academy Johnson County 9-12	Johnson County Schools	15%	16%	81%	84%
Tennessee Online Public School	Bristol City Schools	9%	15%	>95%	>95%
Tennessee Online Public School at Bristol	Bristol City Schools	5%	15%	**	>95%
Tennessee Online Public School at Greeneville	Greeneville City Schools	5%	11%	>95%	>95%
Tennessee Virtual Academy	Union County Schools	7%	15%	**	>95%
Tennessee Virtual Junior High School	Union County Schools	7%	15%	**	>95%
Tennessee Virtual Learning Academy	Washington County Schools	24%	16%	>95%	95%
The iLearn Institute at Lenoir City Schools	Lenoir City Schools	12%	15%	>95%	>95%
Tullahoma Virtual Academy	Tullahoma City Schools	8%	18%	94%	94%
Vanguard Virtual High School	Williamson County Schools	8%	7%	>95%	>95%
Virtual Academy of Maury County	Maury County Schools	<5%	19%	>95%	92%
Volunteer State Virtual Academy Elementary School	Lewis County Schools	58%	23%	**	88%
Volunteer State Virtual Academy High School	Lewis County Schools	16%	23%	80%	88%
Volunteer State Virtual Academy Middle School	Lewis County Schools	15%	23%	**	88%
Warren Connect	Warren County Schools	<5%	18%	>95%	>95%
Wayne County Virtual School	Wayne County Schools	<5%	16%	>95%	>95%

\*\* Indicates that results were masked due to department suppression guidelines or data was not available.

## Appendix E. School and District TVAAS Levels, 2023-24

School	District	Literacy		Numeracy		Literacy and Numeracy		Science		Social Studies		Overall Composite	
		SCH	LEA	SCH	LEA	SCH	LEA	SCH	LEA	SCH	LEA	SCH	LEA
Anderson County Innovation Academy	Anderson County Schools	*	1	*	3	*	1	3	1	*	2	3	1
Barry Tatum Virtual Learning Academy	Wilson County Schools	2	4	2	4	1	4	2	5	3	5	1	5
Bradley County Virtual School	Bradley County Schools	2	1	1	1	1	1	3	1	1	1	1	1
Carter County Online Academy	Carter County Schools	2	1	1	5	1	4	*	3	*	4	1	4
Cheatham County Virtual School	Cheatham County Schools	2	3	2	3	2	3	2	5	1	5	1	5
Claiborne Virtual Learning Academy	Claiborne County Schools	3	1	3	1	3	1	*	3	1	1	2	1
CMCSS K-12 Virtual School	Clarksville-Montgomery County Schools	4	4	1	1	1	1	3	5	2	5	1	5
Coffee County Virtual Academy	Coffee County Schools	3	5	1	3	1	5	3	3	2	3	1	4
Collierville Virtual Academy	Collierville Schools	3	5	1	5	2	5	*	5	2	5	1	5
Dickson County Distance Learning Academy	Dickson County Schools	*	5	*	3	*	5	*	5	3	5	3	5
E B Wilson	Sumner County Schools	*	5	2	5	2	5	*	1	2	5	1	5
Germantown Online Academy of Learning	Germantown Municipal Schools	1	5	1	5	1	5	3	5	3	2	1	5
Greene Online Academy of Learning	Greene County Schools	*	3	*	5	*	5	*	3	*	5	*	5
Hamilton County Virtual School	Hamilton County Schools	3	5	1	1	1	1	2	5	1	3	1	3
Hawkins County Virtual Academy	Hawkins County Schools	*	*	*	*	*	*	*	*	*	*	*	*
Haywood County Virtual Academy	Haywood County Schools	3	5	4	1	3	3	*	5	*	1	3	3
Henry County Virtual Academy	Henry County Schools	2	3	1	1	1	2	*	3	2	3	1	1
Hickman County Learning Academy	Hickman County Schools	*	*	*	*	*	*	*	*	*	*	*	*
Houston County Virtual Academy	Houston County Schools	*	*	*	*	*	*	*	*	*	*	*	*
Jackson Academic STEAM Academy	Jackson-Madison County Schools	5	5	1	3	3	5	3	5	1	2	2	5
Jefferson Virtual Academy	Jefferson County Schools	*	3	2	1	2	2	*	3	*	5	2	4
Knox County Virtual School	Knox County Schools	3	1	2	5	2	3	5	5	4	5	4	5
Lincoln Central Virtual Academy	Lincoln County Schools	*	*	*	*	*	*	*	*	*	*	*	*
Marion Virtual Elementary School	Marion County Schools	*	*	*	*	*	*	*	*	*	*	*	*
Marion Virtual High School	Marion County Schools	*	*	*	*	*	*	*	*	*	*	*	*
Maryville Virtual School	Maryville City Schools	2	1	3	5	2	4	*	5	*	5	2	5
McNairy County Virtual School K-12	McNairy County Schools	*	*	*	*	*	*	*	*	*	*	*	*
Memphis Virtual Adult High School	Memphis Shelby County Schools	*	*	*	*	*	*	*	*	*	*	*	*
Memphis Virtual School	Memphis Shelby County Schools	3	5	1	5	1	5	3	5	1	5	1	5
MNPS Virtual School	Metro Nashville Public Schools	4	5	1	5	3	5	3	5	1	5	2	5



School	District	Literacy		Numeracy		Literacy and Numeracy		Science		Social Studies		Overall Composite	
		SCH	LEA	SCH	LEA	SCH	LEA	SCH	LEA	SCH	LEA	SCH	LEA
Monroe County Virtual School	Monroe County Schools	1	3	1	1	1	2	2	1	1	4	1	1
North Cumberland Online School	Campbell County Schools	*	*	*	*	*	*	*	*	*	*	*	*
Overton County Virtual School	Overton County Schools	*	*	*	*	*	*	*	*	*	*	*	*
Perry County Virtual School	Perry County Schools	*	*	*	*	*	*	*	*	*	*	*	*
Pioneer Virtual Academy	Lawrence County Schools	2	1	4	1	3	1	*	1	*	3	3	1
Polk Innovative Learning Academy	Polk County Schools	1	1	1	1	1	1	2	2	1	3	1	1
Putnam County VITAL	Putnam County Schools	3	5	1	4	2	5	3	4	3	1	2	5
Roane County Virtual Academy	Roane County Schools	*	*	*	*	*	*	*	*	*	*	*	*
Robertson Co. Virtual School	Robertson County Schools	*	4	1	3	1	3	*	1	2	3	1	3
Rutherford County Virtual School	Rutherford County Schools	2	5	1	5	1	5	3	5	1	5	1	5
Sullivan County Virtual Learning Academy	Sullivan County Schools	*	*	*	*	*	*	*	*	*	*	*	*
Tennessee Connections Academy Johnson County 4-8	Johnson County Schools	1	1	1	1	1	1	1	1	1	1	1	1
Tennessee Connections Academy Johnson County 9-12	Johnson County Schools	5	1	1	1	3	1	3	1	1	1	1	1
Tennessee Online Public School	Bristol City Schools	5	1	3	1	3	1	3	1	2	5	3	1
Tennessee Online Public School at Bristol	Bristol City Schools	*	*	*	*	*	*	*	*	*	*	*	*
Tennessee Online Public School at Greeneville	Greeneville City Schools	3	3	2	5	3	5	3	5	*	5	3	5
Tennessee Virtual Academy	Union County Schools	1	1	1	1	1	1	1	1	1	1	1	1
Tennessee Virtual Junior High School	Union County Schools	1	1	1	1	1	1	1	1	1	1	1	1
Tennessee Virtual Learning Academy	Washington County Schools	*	1	2	2	2	1	*	1	2	5	1	1
The iLearn Institute at Lenoir City Schools	Lenoir City Schools	2	3	1	5	1	4	*	3	1	4	1	4
Tullahoma Virtual Academy	Tullahoma City Schools	2	2	2	3	1	2	3	2	2	2	1	1
Vanguard Virtual High School	Williamson County Schools	3	5	3	5	3	5	3	5	2	5	3	5
Virtual Academy of Maury County	Maury County Schools	*	*	*	*	*	*	*	*	*	*	*	*
Volunteer State Virtual Academy Elementary School	Lewis County Schools	1	1	1	1	1	1	1	1	*	1	1	1
Volunteer State Virtual Academy High School	Lewis County Schools	4	1	1	1	1	1	4	1	1	1	1	1
Volunteer State Virtual Academy Middle School	Lewis County Schools	1	1	1	1	1	1	1	1	1	1	1	1
Warren Connect	Warren County Schools	3	3	3	2	3	3	3	3	2	1	2	2
Wayne County Virtual School	Wayne County Schools	*	3	*	3	*	3	*	3	3	4	3	4

\*Indicates school had insufficient data to generate TVAAS scores in this subject.

## Appendix F. School Letter Grades for Virtual Schools, 2022-23

School	District	2022-23 Letter Grade	2023-24 Letter Grade
Anderson County Innovation Academy	Anderson County Schools	*	*
Barry Tatum Virtual Learning Academy	Wilson County Schools	C	D
Bradley County Virtual School	Bradley County Schools	D	D
Carter County Online Academy	Carter County Schools	D	F
Cheatham County Virtual School	Cheatham County Schools	*	*
Claiborne Virtual Learning Academy	Claiborne County Schools	*	*
CMCSS K-12 Virtual School	Clarksville-Montgomery County Schools	C	D
Coffee County Virtual Academy	Coffee County Schools	F	F
Collierville Virtual Academy	Collierville Schools	F	F
Dickson County Distance Learning Academy	Dickson County Schools	F	*
E B Wilson	Sumner County Schools	D	D
Germantown Online Academy of Learning	Germantown Municipal Schools	*	*
Greene Online Academy of Learning	Greene County Schools	*	*
Hamilton County Virtual School	Hamilton County Schools	D	D
Hawkins County Virtual Academy	Hawkins County Schools	D	*
Haywood County Virtual Academy	Haywood County Schools	*	*
Henry County Virtual Academy	Henry County Schools	*	F
Hickman County Learning Academy	Hickman County Schools	*	*
Houston County Virtual Academy	Houston County Schools	*	*
Jackson Academic STEAM Academy	Jackson-Madison County Schools	D	C
Jefferson Virtual Academy	Jefferson County Schools	D	*
Knox County Virtual School	Knox County Schools		C
Lincoln Central Virtual Academy	Lincoln County Schools	*	*
Marion Virtual Elementary School	Marion County Schools	*	*
Marion Virtual High School	Marion County Schools	*	*
Maryville Virtual School	Maryville City Schools	*	D
McNairy County Virtual School K-12	McNairy County Schools	*	*
Memphis Virtual Adult High School	Memphis-Shelby County Schools	*	*
Memphis Virtual School	Memphis-Shelby County Schools	F	D
MNPS Virtual School	Metro Nashville Public Schools	C	D

School	District	2022-23 Letter Grade	2023-24 Letter Grade
Monroe County Virtual School	Monroe County Schools	F	F
North Cumberland Online School	Campbell County Schools	*	*
Overton County Virtual School	Overton County Schools	*	*
Perry County Virtual School	Perry County Schools	*	*
Pioneer Virtual Academy	Lawrence County Schools	*	C
Polk Innovative Learning Academy	Polk County Schools	*	F
Putnam County VITAL	Putnam County Schools	D	C
Roane County Virtual Academy	Roane County Schools	*	*
Robertson Co. Virtual School	Robertson County Schools	*	*
Rutherford County Virtual School	Rutherford County Schools	A	C
Sullivan County Virtual Learning Academy	Sullivan County Schools	*	*
Tennessee Connections Academy Johnson County 4-8	Johnson County Schools	D	D
Tennessee Connections Academy Johnson County 9-12	Johnson County Schools	D	D
Tennessee Online Public School	Bristol City Schools	A	B
Tennessee Online Public School at Bristol	Bristol City Schools	*	*
Tennessee Online Public School at Greeneville	Greeneville City Schools	D	*
Tennessee Virtual Academy	Union County Schools	F	F
Tennessee Virtual Junior High School	Union County Schools	F	D
Tennessee Virtual Learning Academy	Washington County Schools	F	*
The iLearn Institute at Lenoir City Schools	Lenoir City Schools	F	D
Tullahoma Virtual Academy	Tullahoma City Schools	D	*
Vanguard Virtual High School	Williamson County Schools	D	B
Virtual Academy of Maury County	Maury County Schools	*	*
Volunteer State Virtual Academy Elementary School	Lewis County Schools		F
Volunteer State Virtual Academy High School	Lewis County Schools		D
Volunteer State Virtual Academy Middle School	Lewis County Schools		F
Warren Connect	Warren County Schools	*	*
Wayne County Virtual School	Wayne County Schools	*	*

\* School did not generate a letter grade due to insufficient data or enrollment

## Appendix G. State Funds Generated for Virtual Schools, 2023-24

School	District	State Funds Generated – Total	State Funds Generated – Per Pupil
Anderson County Innovation Academy	Anderson County Schools	\$205,826.29	\$7,891.44
Barry Tatum Virtual Learning Academy	Wilson County Schools	\$1,050,532.54	\$7,834.50
Bradley County Virtual School	Bradley County Schools	\$1,345,599.96	\$7,897.14
Carter County Online Academy	Carter County Schools	\$761,201.35	\$8,792.25
Cheatham County Virtual School	Cheatham County Schools	\$175,472.73	\$7,872.65
Claiborne Virtual Learning Academy	Claiborne County Schools	\$256,209.23	\$8,296.04
CMCSS K-12 Virtual School	Clarksville-Montgomery County Schools	\$7,373,904.69	\$8,378.39
Coffee County Virtual Academy	Coffee County Schools	\$520,388.73	\$8,028.63
Collierville Virtual Academy	Collierville Schools	\$1,083,713.96	\$7,864.40
Dickson County Distance Learning Academy	Dickson County Schools	\$811,497.61	\$8,004.54
E B Wilson	Sumner County Schools	\$1,281,193.59	\$7,380.43
Germantown Online Academy of Learning	Germantown Municipal Schools	\$441,016.51	\$7,660.40
Greene Online Academy of Learning	Greene County Schools	\$339,667.84	\$8,819.99
Hamilton County Virtual School	Hamilton County Schools	\$2,787,831.40	\$8,589.25
Hawkins County Virtual Academy	Hawkins County Schools	\$566,349.99	\$7,713.22
Haywood County Virtual Academy	Haywood County Schools	\$294,752.87	\$9,466.58
Henry County Virtual Academy	Henry County Schools	\$553,009.53	\$8,890.03
Hickman County Learning Academy	Hickman County Schools	\$78,321.54	\$7,898.86
Houston County Virtual Academy	Houston County Schools	\$70,215.72	\$8,193.91
Jackson Academic STEAM Academy	Jackson-Madison County Schools	\$2,999,081.66	\$9,432.39
Jefferson Virtual Academy	Jefferson County Schools	\$562,693.02	\$8,566.07
Lincoln Central Virtual Academy	Lincoln County Schools	\$441,016.09	\$8,291.89
Marion Virtual Elementary School	Marion County Schools	\$37,478.62	\$8,453.82
Marion Virtual High School	Marion County Schools	\$262,712.84	\$8,583.83
Maryville Virtual School	Maryville City Schools	\$492,833.41	\$7,848.09
McNairy County Virtual School K-12	McNairy County Schools	\$451,709.73	\$8,688.70
Memphis Virtual Adult High School	Memphis-Shelby County Schools	\$196,389.83	\$7,759.25
Memphis Virtual School	Memphis-Shelby County Schools	\$3,922,919.82	\$8,524.95
MNPS Virtual School	Metro Nashville Public Schools	\$1,622,928.77	\$8,286.36
Monroe County Virtual School	Monroe County Schools	\$2,188,245.86	\$8,501.52
Overton County Virtual School	Overton County Schools	\$682,346.89	\$7,970.31

School	District	State Funds Generated – Total	State Funds Generated – Per Pupil
Perry County Virtual School	Perry County Schools	\$344,017.21	\$9,452.95
Pioneer Virtual Academy	Lawrence County Schools	\$1,232,318.78	\$8,116.30
Polk Innovative Learning Academy	Polk County Schools	\$660,864.49	\$9,530.16
Putnam County VITAL	Putnam County Schools	\$2,222,115.58	\$7,749.06
Roane County Virtual Academy	Roane County Schools	\$479,679.27	\$9,132.88
Robertson Co. Virtual School	Robertson County Schools	\$588,627.59	\$7,629.94
Rutherford County Virtual School	Rutherford County Schools	\$3,025,608.99	\$7,727.66
Tennessee Connections Academy Johnson County 4-8	Johnson County Schools	\$11,706,063.73	\$8,111.44
Tennessee Connections Academy Johnson County 9-12	Johnson County Schools	\$11,433,430.24	\$7,886.91
Tennessee Online Public School	Bristol City Schools	\$1,580,248.33	\$7,446.90
Tennessee Online Public School at Bristol	Bristol City Schools	\$167,228.84	\$7,499.05
Tennessee Online Public School at Greeneville	Greeneville City Schools	\$635,846.87	\$7,935.41
Tennessee Virtual Academy	Union County Schools	\$18,513,479.26	\$8,444.17
Tennessee Virtual Junior High School	Union County Schools	\$7,495,227.60	\$8,028.31
Tennessee Virtual Learning Academy	Washington County Schools	\$519,367.29	\$8,072.37
The iLearn Institute at Lenoir City Schools	Lenoir City Schools	\$764,543.20	\$8,140.98
Tullahoma Virtual Academy	Tullahoma City Schools	\$309,720.95	\$7,732.67
Vanguard Virtual High School	Williamson County Schools	\$1,052,920.49	\$7,574.06
Virtual Academy of Maury County	Maury County Schools	\$543,059.57	\$8,483.03
Warren Connect	Warren County Schools	\$934,019.03	\$8,639.05
Wayne County Virtual School	Wayne County Schools	\$136,064.38	\$9,321.76

## ***Appendix I. TVAAS Effectiveness Levels***

Level 1	Least Effective: Significant evidence that the school's students made less progress than the Growth Standard (the school's index is less than -2).
Level 2	Approaching Average Effectiveness: Moderate evidence that the school's students made less progress than the Growth Standard (the school's index is between -2 and -1).
Level 3	Average Effectiveness: Evidence that the school's students made progress similar to the Growth Standard (the school's index is between -1 and 1).
Level 4	Above Average Effectiveness: Moderate evidence that the school's students made more progress than the Growth Standard (the school's index is between 1 and 2).
Level 5	Most Effective: Significant evidence that the school's students made more progress than the Growth Standard (the school's index is 2 or greater).

*Permission is granted to use and copy these materials for non-commercial educational purposes with attribution credit to the "Tennessee Department of Education". If you wish to use these materials for reasons other than non-commercial educational purposes, please contact the Office of General Counsel at (615) 741-2921 or [TDOE.GeneralCounsel@tn.gov](mailto:TDOE.GeneralCounsel@tn.gov).*