

**INMATE PROGRAMS**

Program Enrollment	Total
<b>TDOC Education:</b>	
Adult Basic Education	1,157
Career Technical Education	1,206
Tennessee College of Applied Technology	245
Professional Standards Program	323
<b>Work Programs:</b>	
TRICOR	664
Community Service	159
Work Release	60
<b>Other Programs:</b>	
Substance Abuse Treatment	1,372
Sex Offender Treatment	31
Cognitive Behavior Intervention	497
Youth Offender Program	100
Mental Health Program	351
Transition Centers	158

**Overall Number Employable Offenders:\*** 16,559  
**Overall Number Offenders Employed:** 16,255

\* Overall totals include all employable offenders, including support and non-program workers.

**INMATE CRIMINAL HISTORY**

Percent with Prior Incarcerations 39.1%

**INMATE COMMUNITY RESTITUTION**

	2nd Quarter	FY 24 to Date
Court Ordered Restitution	\$510	\$720
Victims' Compensation	\$547,502	\$1,082,407

**VICTIM SERVICES**

	This Month	FY 24 to Date
Calls received/returned	99	1,063
Mailed Notifications	534	4,746
VINE Notifications	44,133	404,538

**INMATE CONDUCT/GRIEVANCES**

	This Month	FY 24 to Date
Inmate / Inmate Assaults	53	491
Inmate Grievances	319	2,996
Inmate / Staff Assaults	48	510
All Assaults per 1,000 Inmates	5	38

**MONTHLY INMATE HEALTH SERVICES**

Hospital Admissions	98
Inmates with HIV	153
Inmates with Hep C	2,299
Require Ongoing Mental Health Services	9,496

**INMATE COMMITMENT OFFENSES**

OFFENSE	Male	Female	TOTAL	% Total
Murder	3,803	332	4,135	17.1%
Negligent Manslaughter	17	4	21	0.1%
Kidnapping	292	14	306	1.3%
Forcible Sex Offense	2,600	26	2,626	10.9%
Non-Forcible Sex Offenses	166	8	174	0.7%
Aggravated Assault	3,189	325	3,514	14.5%
Other Assault	96	9	105	0.4%
Arson	103	13	116	0.5%
Burglary	1,363	159	1,522	6.3%
Forgery/Fraud	233	100	333	1.4%
Larceny/Theft	898	136	1,034	4.3%
Aggravated Robbery	1,519	68	1,587	6.6%
All Other Robbery	368	27	395	1.6%
Cocaine	767	47	814	3.4%
Other Drug Offenses	3,755	881	4,636	19.2%
Vehicular Homicide	220	43	263	1.1%
All Other Vehicular	103	22	125	0.5%
C/S/F Person	183	70	253	1.0%
C/S/F Property	52	16	68	0.3%
C/S/F Societal/Drugs	130	39	169	0.7%
Escape	7	4	11	0.0%
All Other	1,774	195	1,969	8.1%
Unsentenced	1	0	1	0.0%
<b>TOTAL**</b>	<b>21,639</b>	<b>2,538</b>	<b>24,177</b>	<b>100.0%</b>

\*\*Commitment offenses count inmates in TDOC for any days during the month. Totals do not match those in the single day snapshot shown in the TDOC Census.

**SPECIAL POPULATION GROUPS**

SENTENCE TYPE	Male	Female	Total
Death Row	44	1	45
Juveniles	4	0	4
Veterans	983	20	1,003

**FOLLOW #TEAMTDOC**

www.tn.gov/correction



**FRANK STRADA, COMMISSIONER**

**CORRECTIONS AT A GLANCE**

**March 2024**

320 SIXTH AVENUE NORTH  
 NASHVILLE, TENNESSEE 37243-0465  
 (615) 741-1000

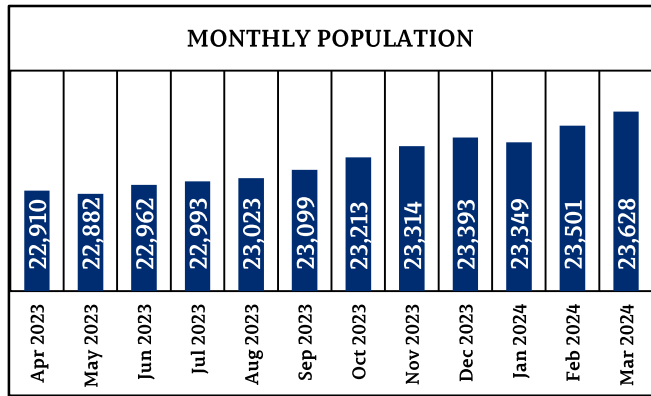
## TDOC CORRECTIONS AT A GLANCE

### TDOC CENSUS

FACILITY	Male	Female	TOTAL
Bledsoe: BCCX	1,988	195	2,183
DeBerry: SPND	560		560
Hardeman (CC): HCCF	2,008		2,008
Mark Lutrell: MLRC	191		191
Morgan County: MCCX	1,959		1,959
Northeast: NECX	1,401		1,401
Northwest: NWCX	1,582		1,582
Riverbend: RMSI	761		761
South Central (CC): SCCF	1,111		1,111
Trousdale (CC): TTCC	2,141		2,141
Turney Center: TCIX	1,345		1,345
West Tennessee: WTSP	845	971	1,816
Whiteville (CC): WCFA	1,517		1,517
Debra K. Johnson: DJRC		616	616
<b>TDOC FACILITY TOTAL</b>	<b>17,409</b>	<b>1,782</b>	<b>19,191</b>
<b>BACKUP</b>	<b>3,862</b>	<b>575</b>	<b>4,437</b>

<b>TOTAL</b>	<b>21,271</b>	<b>2,357</b>	<b>23,628</b>
<b>MONTHLY ADMISSIONS</b>	<b>724</b>	<b>140</b>	<b>864</b>
<b>MONTHLY RELEASES*</b>	<b>608</b>	<b>129</b>	<b>737</b>
<b>MONTHLY CHANGE</b>	<b>116</b>	<b>11</b>	<b>127</b>

\*Releases served an Average of 24 months

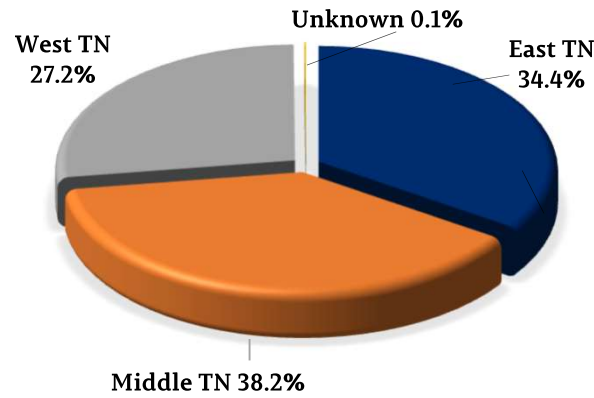


CAPACITY	Male	Female	TOTAL
Operating Capacity	19,268	2,030	21,298
In-House Population	17,481	1,753	19,234
Operating Capacity %	90.7%	86.4%	90.3%

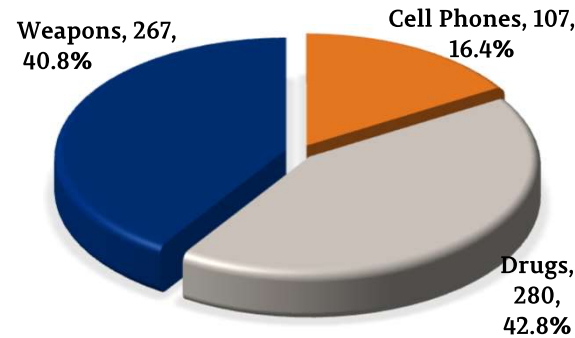
	Male	Female	TOTAL
Community Supervision	54,889	16,302	71,191

## TDOC REHABILITATION & REENTRY

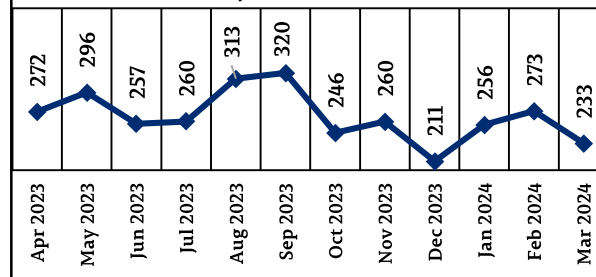
### COMMITTED POPULATION BY COUNTY OF CONVICTION BY REGION



### HARD CONTRABAND INCIDENTS



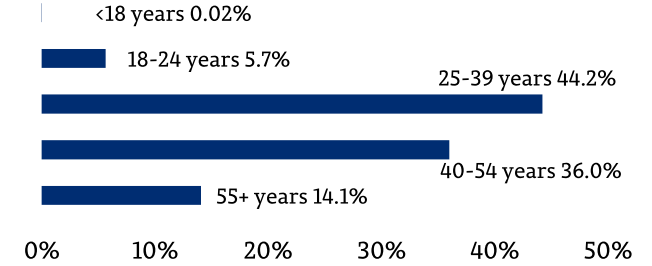
### ADMISSIONS DUE TO TECHNICAL VIOLATIONS OR PROBATION/PAROLE REVOCATIONS



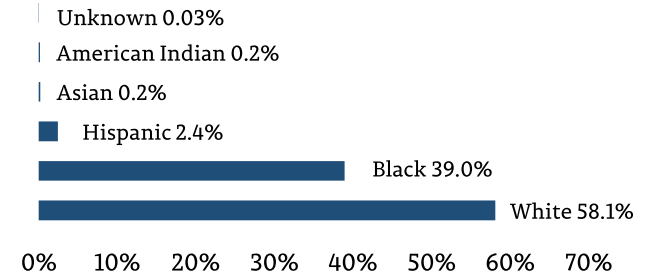
TDOC PERSONNEL ON MILITARY LEAVE	28
CORRECTIONAL OFFICER VACANCIES	678
CORRECTIONAL OFFICER VACANCY %	27.7%

## MARCH 2024

### COMMITTED POPULATION BY AGE



### COMMITTED POPULATION BY RACE/ETHNICITY



### ASSAULTS ON TDOC STAFF

