

**INMATE PROGRAMS**

Program Enrollment	Total
<b>TDOC Education:</b>	
Adult Basic Education	1,177
Career Technical Education	1,226
Tennessee College of Applied Technology	221
Professional Standards Program	297
<b>Work Programs:</b>	
TRICOR	655
Community Service	143
Work Release	79
<b>Other Programs:</b>	
Substance Abuse Treatment	1,445
Sex Offender Treatment	29
Cognitive Behavior Intervention	506
Youth Offender Program	112
Mental Health Program	340
Transition Centers	246

Overall Number Employable Offenders:\* 16,638  
 Overall Number Offenders Employed: 16,295

\* Overall totals include all employable offenders, including support and non-program workers.

**INMATE CRIMINAL HISTORY**

Percent with Prior Incarcerations 39.4%

**INMATE COMMUNITY RESTITUTION**

	3rd Quarter	FY 24 to Date
Court Ordered Restitution	\$610	\$1,330
Victims' Compensation	\$614,320	\$1,696,727

**VICTIM SERVICES**

	This Month	FY 24 to Date
Calls received/returned	96	1,159
Mailed Notifications	749	5,495
VINE Notifications	46,073	450,611

**INMATE CONDUCT/GRIEVANCES**

	This Month	FY 24 to Date
Inmate / Inmate Assaults	56	547
Inmate Grievances	405	3,401
Inmate / Staff Assaults	76	586
All Assaults per 1,000 Inmates	7	42

**MONTHLY INMATE HEALTH SERVICES**

Hospital Admissions	87
Inmates with HIV	152
Inmates with Hep C	2,269
Require Ongoing Mental Health Services	9,684

**INMATE COMMITMENT OFFENSES**

OFFENSE	Male	Female	TOTAL	% Total
Murder	3,797	332	4,129	17.0%
Negligent Manslaughter	17	4	21	0.1%
Kidnapping	290	13	303	1.2%
Forcible Sex Offense	2,596	27	2,623	10.8%
Non-Forcible Sex Offenses	168	8	176	0.7%
Aggravated Assault	3,207	331	3,538	14.6%
Other Assault	97	9	106	0.4%
Arson	100	13	113	0.5%
Burglary	1,373	159	1,532	6.3%
Forgery/Fraud	230	98	328	1.4%
Larceny/Theft	907	135	1,042	4.3%
Aggravated Robbery	1,508	67	1,575	6.5%
All Other Robbery	363	29	392	1.6%
Cocaine	785	48	833	3.4%
Other Drug Offenses	3,747	897	4,644	19.1%
Vehicular Homicide	221	43	264	1.1%
All Other Vehicular	105	23	128	0.5%
C/S/F Person	182	68	250	1.0%
C/S/F Property	52	17	69	0.3%
C/S/F Societal/Drugs	130	40	170	0.7%
Escape	9	4	13	0.1%
All Other	1,810	208	2,018	8.3%
Unsentenced	2	0	2	0.0%
<b>TOTAL**</b>	<b>21,696</b>	<b>2,573</b>	<b>24,269</b>	<b>100.0%</b>

\*\*Commitment offenses count inmates in TDOC for any days during the month. Totals do not match those in the single day snapshot shown in the TDOC Census.

**SPECIAL POPULATION GROUPS**

GROUP	Male	Female	Total
Death Sentence	44	1	45
Life without Parole	371	15	386
Juveniles	4	0	4
Veterans	992	20	1,012

**FOLLOW #TEAMTDOC**



**FRANK STRADA, COMMISSIONER**

**CORRECTIONS AT A GLANCE**

**April 2024**

320 SIXTH AVENUE NORTH  
 NASHVILLE, TENNESSEE 37243-0465  
 (615) 741-1000

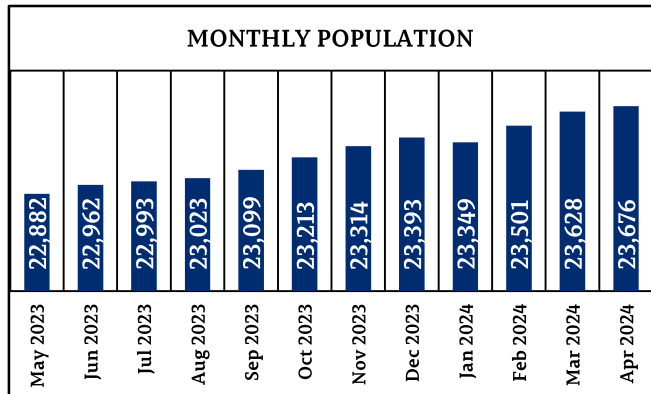
## TDOC CORRECTIONS AT A GLANCE

### TDOC CENSUS

FACILITY	Male	Female	TOTAL
Bledsoe: BCCX	1,968	202	2,170
DeBerry: SPND	565		565
Hardeman (CC): HCCF	2,004		2,004
Mark Lutrell: MLRC	189		189
Morgan County: MCCX	1,947		1,947
Northeast: NECX	1,400		1,400
Northwest: NWCX	1,575		1,575
Riverbend: RMSI	745		745
South Central (CC): SCCF	1,115		1,115
Trousdale (CC): TTCC	2,241		2,241
Turney Center: TCIX	1,341		1,341
West Tennessee: WTSP	821	998	1,819
Whiteville (CC): WCFA	1,506		1,506
Debra K. Johnson: DJRC		631	631
<b>TDOC FACILITY TOTAL</b>	<b>17,417</b>	<b>1,831</b>	<b>19,248</b>
<b>BACKUP</b>	<b>3,879</b>	<b>549</b>	<b>4,428</b>

<b>TOTAL</b>	<b>21,296</b>	<b>2,380</b>	<b>23,676</b>
<b>MONTHLY ADMISSIONS</b>	<b>677</b>	<b>169</b>	<b>846</b>
<b>MONTHLY RELEASES*</b>	<b>652</b>	<b>146</b>	<b>798</b>
<b>MONTHLY CHANGE</b>	<b>25</b>	<b>23</b>	<b>48</b>

\*Releases served an Average of 22 months

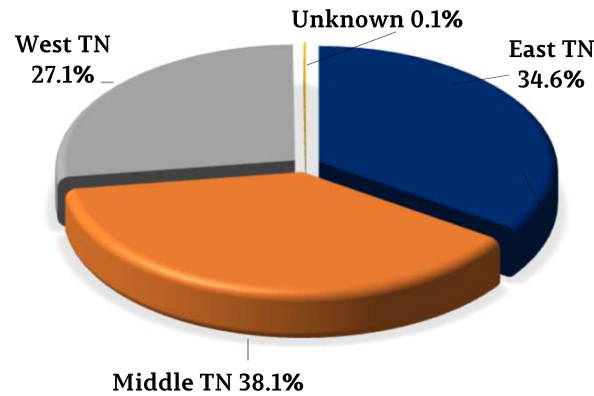


CAPACITY	Male	Female	TOTAL
Operating Capacity	19,275	2,041	21,316
In-House Population	17,488	1,805	19,293
Operating Capacity %	90.7%	88.4%	90.5%

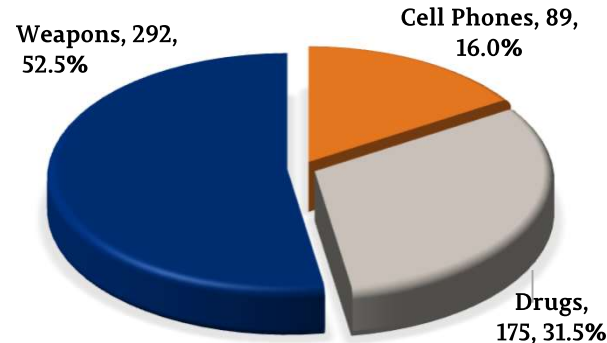
	Male	Female	TOTAL
Community Supervision	54,959	16,342	71,301

## TDOC REHABILITATION & REENTRY

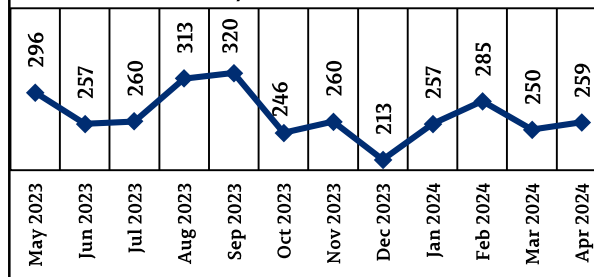
### COMMITTED POPULATION BY COUNTY OF CONVICTION BY REGION



### HARD CONTRABAND INCIDENTS



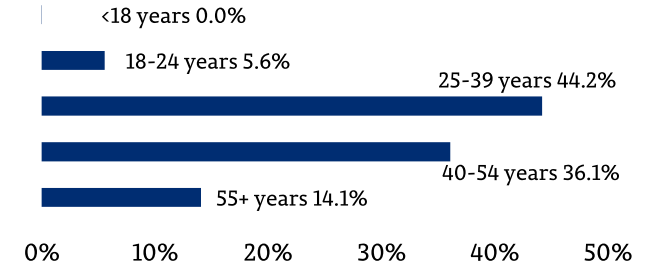
### ADMISSIONS DUE TO TECHNICAL VIOLATIONS OR PROBATION/PAROLE REVOCATIONS



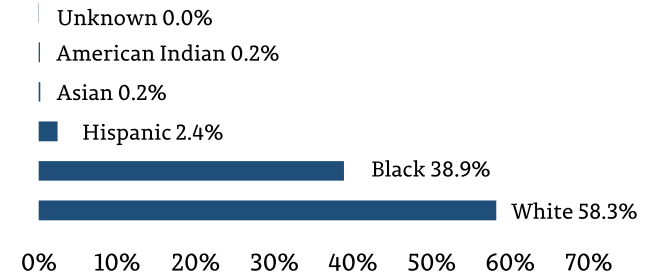
TDOC PERSONNEL ON MILITARY LEAVE	34
CORRECTIONAL OFFICER VACANCIES	694
CORRECTIONAL OFFICER VACANCY %	28.3%

## APRIL 2024

### COMMITTED POPULATION BY AGE



### COMMITTED POPULATION BY RACE/ETHNICITY



### ASSAULTS ON TDOC STAFF

