

**QUARTERLY STATEMENT**

**OF THE**

**Wellpoint Tennessee, Inc.**

**TO THE**

**Insurance Department**

**OF THE**

**STATE OF**

**Tennessee**

**FOR THE QUARTER ENDED  
SEPTEMBER 30, 2025**

**HEALTH**

**2025**



# HEALTH QUARTERLY STATEMENT

AS OF SEPTEMBER 30, 2025  
OF THE CONDITION AND AFFAIRS OF THE

## Wellpoint Tennessee, Inc.

NAIC Group Code 0671 0671 NAIC Company Code 12941 Employer's ID Number 20-4776597  
(Current) (Prior)

Organized under the Laws of Tennessee, State of Domicile or Port of Entry TN

Country of Domicile United States of America

Licensed as business type: Health Maintenance Organization

Is HMO Federally Qualified? Yes [ ] No [ X ]

Incorporated/Organized 04/26/2006 Commenced Business 04/01/2007

Statutory Home Office 22 Century Boulevard, Suite 220, Nashville, TN, US 37214  
(Street and Number) (City or Town, State, Country and Zip Code)

Main Administrative Office 5800 Northampton Blvd  
(Street and Number)  
Norfolk, VA, US 23502, 800-331-1476  
(City or Town, State, Country and Zip Code) (Area Code) (Telephone Number)

Mail Address 5800 Northampton Blvd, Norfolk, VA, US 23502  
(Street and Number or P.O. Box) (City or Town, State, Country and Zip Code)

Primary Location of Books and Records 5800 Northampton Blvd  
(Street and Number)  
Norfolk, VA, US 23502, 800-331-1476  
(City or Town, State, Country and Zip Code) (Area Code) (Telephone Number)

Internet Website Address www.elevancehealth.com

Statutory Statement Contact Bette Lou Gronseth, 800-331-1476  
(Name) (Area Code) (Telephone Number)  
bette.gronseth@elevancehealth.com,  
(E-mail Address) (FAX Number)

### OFFICERS

President and Chief Executive Officer Natalie Machel Cooper Treasurer Vincent Edward Scher  
Chairperson Jennie Lynne Reynolds Secretary Kathleen Susan Kiefer

### OTHER

Eric (Rick) Kenneth Noble, Assistant Treasurer William Gregory Cannella, Medical Director Jody Elaine Weber Erickson, Vice President

### DIRECTORS OR TRUSTEES

Jennie Lynne Reynolds Jody Elaine Weber Erickson William Gregory Cannella  
Natalie Machel Cooper

State of Indiana SS:  
County of Marion

The officers of this reporting entity being duly sworn, each depose and say that they are the described officers of said reporting entity, and that on the reporting period stated above, all of the herein described assets were the absolute property of the said reporting entity, free and clear from any liens or claims thereon, except as herein stated, and that this statement, together with related exhibits, schedules and explanations therein contained, annexed or referred to, is a full and true statement of all the assets and liabilities and of the condition and affairs of the said reporting entity as of the reporting period stated above, and of its income and deductions therefrom for the period ended, and have been completed in accordance with the NAIC Annual Statement Instructions and Accounting Practices and Procedures manual except to the extent that: (1) state law may differ; or, (2) that state rules or regulations require differences in reporting not related to accounting practices and procedures, according to the best of their information, knowledge and belief, respectively. Furthermore, the scope of this attestation by the described officers also includes the related corresponding electronic filing with the NAIC, when required, that is an exact copy (except for formatting differences due to electronic filing) of the enclosed statement. The electronic filing may be requested by various regulators in lieu of or in addition to the enclosed statement.

DocuSigned by:

*Natalie M Cooper*

3CF1A7CF69FB499...

Natalie Machel Cooper  
President/CEO

Signed by:

*Vincent E. Scher*

A85A33722D4143E...

Vincent Edward Scher  
Treasurer

Signed by:

*Kathy Kiefer*

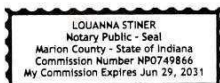
D85175EE05784B1...

Kathleen Susan Kiefer  
Secretary

Subscribed and sworn to before me this  
27th day of October 2025

*Jodi*

- a. Is this an original filing? ..... Yes [ X ] No [ ]
- b. If no,
  - 1. State the amendment number.....
  - 2. Date filed .....
  - 3. Number of pages attached.....



STATEMENT AS OF SEPTEMBER 30, 2025 OF THE Wellpoint Tennessee, Inc.

**ASSETS**

	Current Statement Date			4 December 31 Prior Year Net Admitted Assets
	1 Assets	2 Nonadmitted Assets	3 Net Admitted Assets (Cols. 1 - 2)	
1. Bonds .....	597,952,621		597,952,621	544,776,360
2. Stocks:				
2.1 Preferred stocks .....			0	0
2.2 Common stocks .....	11,324		11,324	0
3. Mortgage loans on real estate:				
3.1 First liens .....			0	0
3.2 Other than first liens.....			0	0
4. Real estate:				
4.1 Properties occupied by the company (less \$ encumbrances) .....			0	0
4.2 Properties held for the production of income (less \$ ..... encumbrances) .....			0	0
4.3 Properties held for sale (less \$ encumbrances) .....			0	0
5. Cash (\$ .....9,396,162 ), cash equivalents (\$ ..... 129,466,000 ) and short-term investments (\$ ..... ) .....	138,862,162		138,862,162	118,728,869
6. Contract loans (including \$ ..... premium notes) .....			0	0
7. Derivatives .....			0	0
8. Other invested assets .....			0	0
9. Receivables for securities .....			0	0
10. Securities lending reinvested collateral assets .....	98,928,759		98,928,759	80,617,836
11. Aggregate write-ins for invested assets .....	0	0	0	0
12. Subtotals, cash and invested assets (Lines 1 to 11) .....	835,754,866	0	835,754,866	744,123,065
13. Title plants less \$ ..... charged off (for Title insurers only) .....			0	0
14. Investment income due and accrued .....	5,908,025		5,908,025	6,443,309
15. Premiums and considerations:				
15.1 Uncollected premiums and agents' balances in the course of collection .....	69,547,997		69,547,997	7,091,399
15.2 Deferred premiums, agents' balances and installments booked but deferred and not yet due (including \$ ..... earned but unbilled premiums) .....			0	0
15.3 Accrued retrospective premiums (\$ ..... 5,339,583 ) and contracts subject to redetermination (\$ ..... 27,476,635 ) .....	32,816,218		32,816,218	33,485,999
16. Reinsurance:				
16.1 Amounts recoverable from reinsurers .....			0	0
16.2 Funds held by or deposited with reinsured companies .....			0	0
16.3 Other amounts receivable under reinsurance contracts .....			0	0
17. Amounts receivable relating to uninsured plans .....	48,925,689		48,925,689	25,343,950
18.1 Current federal and foreign income tax recoverable and interest thereon ....			0	6,045,171
18.2 Net deferred tax asset .....	9,975,240	279,635	9,695,605	9,458,336
19. Guaranty funds receivable or on deposit .....			0	0
20. Electronic data processing equipment and software .....			0	0
21. Furniture and equipment, including health care delivery assets (\$ ..... ) .....	4,797,009	4,797,009	0	0
22. Net adjustment in assets and liabilities due to foreign exchange rates .....			0	0
23. Receivables from parent, subsidiaries and affiliates .....			0	0
24. Health care (\$ ..... 7,566,945 ) and other amounts receivable .....	32,701,471	25,134,526	7,566,945	9,766,430
25. Aggregate write-ins for other-than-invested assets .....	39,491,981	1,214,582	38,277,399	36,521,709
26. Total assets excluding Separate Accounts, Segregated Accounts and Protected Cell Accounts (Lines 12 to 25) .....	1,079,918,496	31,425,752	1,048,492,744	878,279,368
27. From Separate Accounts, Segregated Accounts and Protected Cell Accounts .....			0	0
28. Total (Lines 26 and 27)	1,079,918,496	31,425,752	1,048,492,744	878,279,368
<b>DETAILS OF WRITE-INS</b>				
1101. ....				
1102. ....				
1103. ....				
1198. Summary of remaining write-ins for Line 11 from overflow page .....	0	0	0	0
1199. Totals (Lines 1101 through 1103 plus 1198)(Line 11 above)	0	0	0	0
2501. Cash surrender value of corporate owned life insurance .....	37,954,390		37,954,390	36,515,546
2502. State Income Taxes .....	323,009		323,009	976
2503. Prepaid expenses .....	1,214,582	1,214,582	0	0
2598. Summary of remaining write-ins for Line 25 from overflow page .....	0	0	0	5,187
2599. Totals (Lines 2501 through 2503 plus 2598)(Line 25 above)	39,491,981	1,214,582	38,277,399	36,521,709

**LIABILITIES, CAPITAL AND SURPLUS**

	Current Period			Prior Year
	1 Covered	2 Uncovered	3 Total	4 Total
1. Claims unpaid (less \$ ..... reinsurance ceded) .....	258,050,606		258,050,606	309,735,601
2. Accrued medical incentive pool and bonus amounts .....	12,640,205		12,640,205	12,600,439
3. Unpaid claims adjustment expenses .....	7,484,851		7,484,851	8,368,552
4. Aggregate health policy reserves, including the liability of \$ .....0 for medical loss ratio rebate per the Public Health Service Act .....	25,145,728		25,145,728	107,583,592
5. Aggregate life policy reserves .....			0	0
6. Property/casualty unearned premium reserve .....			0	0
7. Aggregate health claim reserves .....			0	0
8. Premiums received in advance .....	1,088		1,088	1,472
9. General expenses due or accrued .....	927,426		927,426	1,207,447
10.1 Current federal and foreign income tax payable and interest thereon (including \$ ..... on realized gains (losses)) .....	16,948,950		16,948,950	0
10.2 Net deferred tax liability .....			0	0
11. Ceded reinsurance premiums payable .....			0	0
12. Amounts withheld or retained for the account of others.....	945,540		945,540	817,895
13. Remittances and items not allocated .....	266,767		266,767	116,657
14. Borrowed money (including \$ ..... current) and interest thereon \$ ..... (including \$ ..... current) .....			0	0
15. Amounts due to parent, subsidiaries and affiliates .....	4,383,384		4,383,384	21,402,527
16. Derivatives .....			0	0
17. Payable for securities .....	33,739,967		33,739,967	0
18. Payable for securities lending .....	98,928,759		98,928,759	80,617,836
19. Funds held under reinsurance treaties (with \$ ..... authorized reinsurers, \$ ..... unauthorized reinsurers and \$ ..... certified reinsurers).....			0	0
20. Reinsurance in unauthorized and certified (\$ ..... ) companies .....			0	0
21. Net adjustments in assets and liabilities due to foreign exchange rates .....			0	0
22. Liability for amounts held under uninsured plans .....	67,809,876		67,809,876	3,350,937
23. Aggregate write-ins for other liabilities (including \$ .....141,396,035 current) .....	144,031,138	0	144,031,138	86,760,560
24. Total liabilities (Lines 1 to 23) .....	671,304,285	0	671,304,285	632,563,515
25. Aggregate write-ins for special surplus funds .....	XXX	XXX	0	0
26. Common capital stock .....	XXX	XXX	1,000	1,000
27. Preferred capital stock .....	XXX	XXX		
28. Gross paid in and contributed surplus .....	XXX	XXX	110,809,432	110,809,432
29. Surplus notes .....	XXX	XXX		
30. Aggregate write-ins for other-than-special surplus funds .....	XXX	XXX	0	0
31. Unassigned funds (surplus) .....	XXX	XXX	266,378,027	134,905,421
32. Less treasury stock, at cost:				
32.1 ..... shares common (value included in Line 26 \$ ..... ) .....	XXX	XXX		
32.2 ..... shares preferred (value included in Line 27 \$ ..... ) .....	XXX	XXX		
33. Total capital and surplus (Lines 25 to 31 minus Line 32) .....	XXX	XXX	377,188,459	245,715,853
34. Total liabilities, capital and surplus (Lines 24 and 33)	XXX	XXX	1,048,492,744	878,279,368
<b>DETAILS OF WRITE-INS</b>				
2301. Accrued Premium Tax .....	96,251,195		96,251,195	42,990,610
2302. Other Premium Liability .....	44,306,440		44,306,440	40,674,117
2303. Escheat Liability .....	3,471,813		3,471,813	2,913,854
2398. Summary of remaining write-ins for Line 23 from overflow page .....	1,690	0	1,690	181,979
2399. Totals (Lines 2301 through 2303 plus 2398)(Line 23 above)	144,031,138	0	144,031,138	86,760,560
2501. ....	XXX	XXX		
2502. ....	XXX	XXX		
2503. ....	XXX	XXX		
2598. Summary of remaining write-ins for Line 25 from overflow page .....	XXX	XXX	0	0
2599. Totals (Lines 2501 through 2503 plus 2598)(Line 25 above)	XXX	XXX	0	0
3001. ....	XXX	XXX		
3002. ....	XXX	XXX		
3003. ....	XXX	XXX		
3098. Summary of remaining write-ins for Line 30 from overflow page .....	XXX	XXX	0	0
3099. Totals (Lines 3001 through 3003 plus 3098)(Line 30 above)	XXX	XXX	0	0

**STATEMENT OF REVENUE AND EXPENSES**

	Current Year To Date		Prior Year To Date	Prior Year Ended December 31
	1 Uncovered	2 Total	3 Total	4 Total
1. Member Months .....	XXX	4,091,963	4,371,193	5,771,231
2. Net premium income ( including \$ ..... non-health premium income).....	XXX	2,098,569,069	2,138,115,356	2,809,793,151
3. Change in unearned premium reserves and reserve for rate credits.....	XXX	75,283,202	(25,868,208)	(29,999,854)
4. Fee-for-service (net of \$ ..... medical expenses) .....	XXX			
5. Risk revenue .....	XXX			
6. Aggregate write-ins for other health care related revenues .....	XXX	0	0	0
7. Aggregate write-ins for other non-health revenues .....	XXX	0	0	0
8. Total revenues (Lines 2 to 7) .....	XXX	2,173,852,271	2,112,247,148	2,779,793,297
<b>Hospital and Medical:</b>				
9. Hospital/medical benefits .....		1,127,828,693	1,211,481,384	1,630,302,650
10. Other professional services .....		355,296,519	315,941,729	427,124,669
11. Outside referrals .....				
12. Emergency room and out-of-area .....		187,845,062	204,518,565	273,726,782
13. Prescription drugs .....		82,475,467	40,147,585	48,013,425
14. Aggregate write-ins for other hospital and medical .....	0	0	0	0
15. Incentive pool, withhold adjustments and bonus amounts .....		16,253,564	11,277,531	18,208,051
16. Subtotal (Lines 9 to 15) .....	0	1,769,699,305	1,783,366,794	2,397,375,577
<b>Less:</b>				
17. Net reinsurance recoveries .....				
18. Total hospital and medical (Lines 16 minus 17) .....	0	1,769,699,305	1,783,366,794	2,397,375,577
19. Non-health claims (net) .....				
20. Claims adjustment expenses, including \$ .....76,697,335 cost containment expenses .....		93,840,035	101,486,174	136,203,397
21. General administrative expenses .....		182,499,274	181,790,646	239,161,390
22. Increase in reserves for life and accident and health contracts (including \$ ..... increase in reserves for life only) .				0
23. Total underwriting deductions (Lines 18 through 22).....	0	2,046,038,614	2,066,643,614	2,772,740,364
24. Net underwriting gain or (loss) (Lines 8 minus 23) .....	XXX	127,813,657	45,603,534	7,052,933
25. Net investment income earned .....		30,679,504	37,301,935	46,751,111
26. Net realized capital gains (losses) less capital gains tax of \$ .....		(2,849,722)	(8,610,319)	(14,174,243)
27. Net investment gains (losses) (Lines 25 plus 26) .....	0	27,829,782	28,691,616	32,576,868
28. Net gain or (loss) from agents' or premium balances charged off [(amount recovered \$ ..... ) (amount charged off \$ ..... (81,400) )].		(81,400)	(83,116)	(92,850)
29. Aggregate write-ins for other income or expenses .....	0	2,144,206	1,158,758	1,749,173
30. Net income or (loss) after capital gains tax and before all other federal income taxes (Lines 24 plus 27 plus 28 plus 29) .....	XXX	157,706,245	75,370,792	41,286,124
31. Federal and foreign income taxes incurred .....	XXX	34,644,673	14,519,753	9,286,518
32. Net income (loss) (Lines 30 minus 31) .....	XXX	123,061,572	60,851,039	31,999,606
<b>DETAILS OF WRITE-INS</b>				
0601. ....	XXX			
0602. ....	XXX			
0603. ....	XXX			
0698. Summary of remaining write-ins for Line 6 from overflow page .....	XXX	0	0	0
0699. Totals (Lines 0601 through 0603 plus 0698)(Line 6 above) .....	XXX	0	0	0
0701. ....	XXX			
0702. ....	XXX			
0703. ....	XXX			
0798. Summary of remaining write-ins for Line 7 from overflow page .....	XXX	0	0	0
0799. Totals (Lines 0701 through 0703 plus 0798)(Line 7 above) .....	XXX	0	0	0
1401. ....				
1402. ....				
1403. ....				
1498. Summary of remaining write-ins for Line 14 from overflow page .....	0	0	0	0
1499. Totals (Lines 1401 through 1403 plus 1498)(Line 14 above) .....	0	0	0	0
2901. Change in cash surrender value of corporate owned life insurance .....		1,438,843	1,043,493	1,515,546
2902. Incentive cashback revenue .....		547,206		
2903. Miscellaneous (expense) income .....		158,157	115,265	233,627
2998. Summary of remaining write-ins for Line 29 from overflow page .....	0	0	0	0
2999. Totals (Lines 2901 through 2903 plus 2998)(Line 29 above) .....	0	2,144,206	1,158,758	1,749,173

**STATEMENT OF REVENUE AND EXPENSES (Continued)**

	1 Current Year to Date	2 Prior Year to Date	3 Prior Year Ended December 31
<b>CAPITAL AND SURPLUS ACCOUNT</b>			
33. Capital and surplus prior reporting year.....	245,715,853	346,104,955	346,104,955
34. Net income or (loss) from Line 32 .....	123,061,572	60,851,039	31,999,606
35. Change in valuation basis of aggregate policy and claim reserves .....			
36. Change in net unrealized capital gains (losses) less capital gains tax of \$ ..... 742,812	2,794,389	4,596,529	4,487,143
37. Change in net unrealized foreign exchange capital gain or (loss) .....			
38. Change in net deferred income tax .....	782,438	(722,149)	(222,110)
39. Change in nonadmitted assets .....	4,834,207	(6,986,897)	(6,653,741)
40. Change in unauthorized and certified reinsurance .....	0	0	0
41. Change in treasury stock .....	0	0	0
42. Change in surplus notes .....	0	0	0
43. Cumulative effect of changes in accounting principles.....			
44. Capital Changes:			
44.1 Paid in .....			0
44.2 Transferred from surplus (Stock Dividend).....	0	0	0
44.3 Transferred to surplus.....			
45. Surplus adjustments:			
45.1 Paid in .....	0	0	0
45.2 Transferred to capital (Stock Dividend) .....			
45.3 Transferred from capital .....			
46. Dividends to stockholders .....		(130,000,000)	(130,000,000)
47. Aggregate write-ins for gains or (losses) in surplus .....	0	0	0
48. Net change in capital & surplus (Lines 34 to 47) .....	131,472,606	(72,261,478)	(100,389,102)
49. Capital and surplus end of reporting period (Line 33 plus 48)	377,188,459	273,843,477	245,715,853
<b>DETAILS OF WRITE-INS</b>			
4701. ....			
4702. ....			
4703. ....			
4798. Summary of remaining write-ins for Line 47 from overflow page .....	0	0	0
4799. Totals (Lines 4701 through 4703 plus 4798)(Line 47 above)	0	0	0

STATEMENT AS OF SEPTEMBER 30, 2025 OF THE Wellpoint Tennessee, Inc.

**CASH FLOW**

	1 Current Year To Date	2 Prior Year To Date	3 Prior Year Ended December 31
<b>Cash from Operations</b>			
1. Premiums collected net of reinsurance .....	2,029,627,206	2,138,183,270	2,806,104,839
2. Net investment income .....	35,622,023	37,603,561	48,536,750
3. Miscellaneous income .....	0	0	0
4. Total (Lines 1 to 3) .....	2,065,249,229	2,175,786,831	2,854,641,589
5. Benefit and loss related payments .....	1,826,480,159	1,784,249,241	2,422,503,595
6. Net transfers to Separate Accounts, Segregated Accounts and Protected Cell Accounts .....			
7. Commissions, expenses paid and aggregate write-ins for deductions .....	180,763,745	428,663,934	527,910,143
8. Dividends paid to policyholders .....			
9. Federal and foreign income taxes paid (recovered) net of \$ ..... tax on capital gains (losses) .....	11,650,552	16,397,362	16,397,360
10. Total (Lines 5 through 9) .....	2,018,894,456	2,229,310,537	2,966,811,098
11. Net cash from operations (Line 4 minus Line 10) .....	46,354,773	(53,523,706)	(112,169,510)
<b>Cash from Investments</b>			
12. Proceeds from investments sold, matured or repaid:			
12.1 Bonds .....	76,149,558	325,306,571	598,841,920
12.2 Stocks .....	256,274	0	0
12.3 Mortgage loans .....	0	0	0
12.4 Real estate .....	0	0	0
12.5 Other invested assets .....	0	0	0
12.6 Net gains or (losses) on cash, cash equivalents and short-term investments .....	0	106	106
12.7 Miscellaneous proceeds .....	33,739,967	16,766,536	39,961,891
12.8 Total investment proceeds (Lines 12.1 to 12.7) .....	110,145,799	342,073,213	638,803,917
13. Cost of investments acquired (long-term only):			
13.1 Bonds .....	132,612,417	187,616,823	222,691,037
13.2 Stocks .....	719,252	0	0
13.3 Mortgage loans .....	0	0	0
13.4 Real estate .....	0	0	0
13.5 Other invested assets .....	0	0	0
13.6 Miscellaneous applications .....	18,310,923	0	0
13.7 Total investments acquired (Lines 13.1 to 13.6) .....	151,642,592	187,616,823	222,691,037
14. Net increase/(decrease) in contract loans and premium notes .....	0	0	0
15. Net cash from investments (Line 12.8 minus Line 13.7 and Line 14) .....	(41,496,793)	154,456,390	416,112,880
<b>Cash from Financing and Miscellaneous Sources</b>			
16. Cash provided (applied):			
16.1 Surplus notes, capital notes .....	0	0	0
16.2 Capital and paid in surplus, less treasury stock .....	0	0	0
16.3 Borrowed funds .....	0	0	0
16.4 Net deposits on deposit-type contracts and other insurance liabilities .....	0	0	0
16.5 Dividends to stockholders .....	0	130,000,000	130,000,000
16.6 Other cash provided (applied) .....	15,275,313	(42,096,960)	(107,869,979)
17. Net cash from financing and miscellaneous sources (Line 16.1 through Line 16.4 minus Line 16.5 plus Line 16.6) .....	15,275,313	(172,096,960)	(237,869,979)
<b>RECONCILIATION OF CASH, CASH EQUIVALENTS AND SHORT-TERM INVESTMENTS</b>			
18. Net change in cash, cash equivalents and short-term investments (Line 11, plus Lines 15 and 17) .....	20,133,293	(71,164,276)	66,073,391
19. Cash, cash equivalents and short-term investments:			
19.1 Beginning of year .....	118,728,869	52,655,478	52,655,478
19.2 End of period (Line 18 plus Line 19.1) .....	138,862,162	(18,508,798)	118,728,869

Note: Supplemental disclosures of cash flow information for non-cash transactions:

20.0001. Depreciation .....	837,055	836,402	1,115,347
-----------------------------	---------	---------	-----------

STATEMENT AS OF SEPTEMBER 30, 2025 OF THE Wellpoint Tennessee, Inc.

**EXHIBIT OF PREMIUMS, ENROLLMENT AND UTILIZATION**

	1 Total	Comprehensive (Hospital & Medical)		4 Medicare Supplement	5 Vision Only	6 Dental Only	7 Federal Employees Health Benefits Plan	8 Title XVIII Medicare	9 Title XIX Medicaid	10 Credit A&H	11 Disability Income	12 Long-Term Care	13 Other Health	14 Other Non-Health
		2 Individual	3 Group											
<b>Total Members at end of:</b>														
1. Prior Year .....	466,228	11,352	0	0	0	0	0	37,744	417,132	0	0	0	0	0
2. First Quarter .....	457,757	11,247	0	0	0	0	0	32,585	413,925	0	0	0	0	0
3. Second Quarter .....	454,197	11,267	0	0	0	0	0	31,231	411,699	0	0	0	0	0
4. Third Quarter .....	451,188	11,234						30,175	409,779					
5. Current Year	0													
6. Current Year Member Months	4,091,963	100,824						285,901	3,705,238					
<b>Total Member Ambulatory Encounters for Period:</b>														
7. Physician .....	2,068,650	33,795						395,120	1,639,735					
8. Non-Physician .....	4,804,975	63,762						701,384	4,039,829					
9. Total	6,873,625	97,557	0	0	0	0	0	1,096,504	5,679,564	0	0	0	0	0
10. Hospital Patient Days Incurred	397,816	6,287						65,492	326,037					
11. Number of Inpatient Admissions	61,444	2,233						9,109	50,102					
12. Health Premiums Written (a) .....	2,098,569,069	34,007,915						535,074,499	1,529,486,655					
13. Life Premiums Direct .....	0	0												
14. Property/Casualty Premiums Written .....	0													
15. Health Premiums Earned.....	2,173,852,271	34,007,915						536,988,822	1,602,855,534					
16. Property/Casualty Premiums Earned	0	0												
17. Amount Paid for Provision of Health Care Services.....	1,814,480,159	23,656,089						465,080,051	1,325,744,019					
18. Amount Incurred for Provision of Health Care Services	1,769,699,305	23,250,780						472,184,294	1,274,264,231					

(a) For health premiums written: amount of Medicare Title XVIII exempt from state taxes or fees \$ ..... 535,074,499



## UNDERWRITING AND INVESTMENT EXHIBIT

### ANALYSIS OF CLAIMS UNPAID - PRIOR YEAR - NET OF REINSURANCE

Line of Business	Claims Paid Year to Date		Liability End of Current Quarter		5 Claims Incurred in Prior Years (Columns 1 + 3)	6 Estimated Claim Reserve and Claim Liability December 31 of Prior Year
	1 On Claims Incurred Prior to January 1 of Current Year	2 On Claims Incurred During the Year	3 On Claims Unpaid Dec. 31 of Prior Year	4 On Claims Incurred During the Year		
1. Comprehensive (hospital and medical) individual .....	1,676,222	21,891,071	(38,644)	2,370,752	1,637,578	2,731,966
2. Comprehensive (hospital and medical) group .....	0	0	0	0	0	0
3. Medicare Supplement .....	0	0	0	0	0	0
4. Vision only .....	0	0	0	0	0	0
5. Dental only .....	0	0	0	0	0	0
6. Federal Employees Health Benefits Plan .....	0	0	0	0	0	0
7. Title XVIII - Medicare .....	30,844,710	426,636,137	1,328,519	58,651,280	32,173,229	60,913,368
8. Title XIX - Medicaid .....	153,265,253	1,163,952,968	19,221,138	176,517,561	172,486,391	246,090,267
9. Credit A&H .....	0	0	0	0	0	0
10. Disability Income .....	0	0	0	0	0	0
11. Long-term care .....	0	0	0	0	0	0
12. Other health .....	0	0	0	0	0	0
13. Health subtotal (Lines 1 to 12) .....	185,786,185	1,612,480,176	20,511,013	237,539,593	206,297,198	309,735,601
14. Health care receivables (a) .....	7,889,154	24,812,317	0	0	7,889,154	39,565,846
15. Other non-health .....	0	0	0	0	0	0
16. Medical incentive pools and bonus amounts .....	7,196,016	9,017,782	4,517,563	8,122,642	11,713,579	12,600,439
17. Totals (Lines 13 - 14 + 15 + 16)	185,093,047	1,596,685,641	25,028,576	245,662,235	210,121,623	282,770,194

(a) Excludes \$ ..... loans or advances to providers not yet expensed.

STATEMENT AS OF SEPTEMBER 30, 2025 OF Wellpoint Tennessee, Inc.  
**NOTES TO FINANCIAL STATEMENTS**

*For the purposes of the quarterly interim financial information, it is presumed that the users of the interim financial information have read or have access to the Annual Statement as of December 31, 2024. This presentation addresses only significant events occurring since the last Annual Statement.*

**1. Summary of Significant Accounting Policies and Going Concern**

**A. Accounting Practices**

The accompanying financial statements of Wellpoint Tennessee, Inc. (the “Company”) have been prepared in conformity with the National Association of Insurance Commissioners’ (“NAIC”) *Annual Statement Instructions* and in accordance with accounting practices prescribed by the NAIC *Accounting Practices and Procedures Manual* (“NAIC SAP”), subject to any deviations prescribed or permitted by the Tennessee Department of Commerce and Insurance (the “TDCI”).

A reconciliation of the Company’s net income and capital and surplus between NAIC SAP and practices prescribed and permitted by the TDCI is shown below:

	<u>SSAP #</u>	<u>F/S Page</u>	<u>F/S Line #</u>	<u>September 30, 2025</u>	<u>December 31, 2024</u>
<b><u>Net Income</u></b>					
(1) INSERT NAME state basis (Page 4, Line 32, Columns 2 & 4)	<u>XXX</u>	<u>XXX</u>	<u>XXX</u>	<u>\$ 123,061,572</u>	<u>\$ 31,999,606</u>
(2) State Prescribed Practices that is an increase/(decrease) from NAIC SAP:				<u>—</u>	<u>—</u>
(3) State Permitted Practices that is an increase/(decrease) from NAIC SAP:				<u>—</u>	<u>—</u>
(4) NAIC SAP (1-2-3=4)	<u>XXX</u>	<u>XXX</u>	<u>XXX</u>	<u>\$ 123,061,572</u>	<u>\$ 31,999,606</u>
<b><u>Surplus</u></b>					
(5) INSERT NAME state basis (Page 3, Line 33, Columns 3 & 4)	<u>XXX</u>	<u>XXX</u>	<u>XXX</u>	<u>\$ 377,188,459</u>	<u>\$ 245,715,853</u>
(6) State Prescribed Practices that is an increase/(decrease) from NAIC SAP:				<u>—</u>	<u>—</u>
(7) State Permitted Practices that is an increase/(decrease) from NAIC SAP:				<u>—</u>	<u>—</u>
(8) NAIC SAP (5-6-7=8)	<u>XXX</u>	<u>XXX</u>	<u>XXX</u>	<u>\$ 377,188,459</u>	<u>\$ 245,715,853</u>

**B. Use of Estimates in the Preparation of the Financial Statements**

No significant change.

**C. Accounting Policies**

(1) No significant change.

STATEMENT AS OF SEPTEMBER 30, 2025 OF Wellpoint Tennessee, Inc.  
NOTES TO FINANCIAL STATEMENTS

(2) Investment grade bonds not backed by other loans are stated at amortized cost, with amortization calculated based on the modified scientific method, using lower of yield to call or yield to maturity. Non-investment grade bonds are stated at the lower of amortized cost or fair value as determined by various third-party pricing sources.

(3) - (6) No significant change.

(7) Asset-backed securities are stated at amortized cost. Pre-payment assumptions for asset-backed securities and structured securities were obtained from broker-dealer survey values or internal estimates. These assumptions are consistent with the current interest rate and economic environment. The retrospective adjustment method is used to value all asset-backed securities. Non-investment grade asset-backed securities are stated at the lower of amortized cost or fair value.

(8) - (17) No significant change.

**D. Going Concern**

Not applicable.

**2. Accounting Changes and Corrections of Errors**

Not applicable.

**3. Business Combinations and Goodwill**

Not applicable.

**4. Discontinued Operations**

Not applicable.

**5. Investments**

**A. - C.**

Not applicable.

**D. Asset-Backed Securities**

1. Prepayment assumptions for single-class and multi-class mortgage-backed and asset-backed securities were obtained from broker-dealer survey values or internal estimates. The Company used various third-party pricing sources in determining the market value of its asset-backed securities.
2. The Company did not recognize other-than-temporary impairments ("OTTI") on its asset-backed securities during the nine months ended September 30, 2025.
3. The Company did not recognize OTTI on its asset-backed securities at September 30, 2025.

STATEMENT AS OF SEPTEMBER 30, 2025 OF Wellpoint Tennessee, Inc.  
**NOTES TO FINANCIAL STATEMENTS**

4. All impaired securities (fair value is less than cost or amortized cost) for which an OTTI has not been recognized in earnings as a realized loss (including securities with a recognized OTTI for non-interest related declines when a non-recognized interest related impairment remains):

a. The aggregate amount of unrealized losses:			
	1. Less than 12 Months	\$	(266,709)
	2. 12 Months or Longer	\$	(9,440)
b. The aggregate related fair value of securities with unrealized losses:			
	1. Less than 12 Months	\$	10,883,930
	2. 12 Months or Longer	\$	1,423,756

5. The Company’s bond portfolio is sensitive to interest rate fluctuations, which impact the fair value of individual securities. Unrealized losses on bonds were primarily caused by the effects of the interest rate environment and the widening of credit spreads on certain securities. The Company currently has the ability and intent to hold these securities until their full cost can be recovered. Therefore, the Company does not believe the unrealized losses represent an OTTI at September 30, 2025.

**E. Dollar Repurchase Agreements and/or Securities Lending Transactions**

1. Not applicable.
2. No significant change.
3. Collateral Received
  - a. No significant change.
  - b. The fair value of that collateral and of the portion of that collateral that it has sold or repledged \$ 98,928,759
  - c. No significant change.
4. Not applicable.
5. No significant change.
6. Not applicable.
7. Not applicable.

**F. Repurchase Agreements Transactions Accounted for as Secured Borrowing**

The Company did not enter into repurchase agreement transactions accounted for as secured borrowing at September 30, 2025.

**G. Reverse Repurchase Agreements Transactions Accounted for as Secured Borrowing**

(1) The Company accepts repurchase agreements as collateral within its securities lending program.

(2) Type of Repo Trades Used

	<b>1 FIRST QUARTER</b>	<b>2 SECOND QUARTER</b>	<b>3 THIRD QUARTER</b>	<b>4 FOURTH QUARTER</b>
a. Bilateral (YES/NO)	YES	YES	YES	
b. Tri-Party (YES/NO)	NO	NO	NO	

STATEMENT AS OF SEPTEMBER 30, 2025 OF Wellpoint Tennessee, Inc.  
NOTES TO FINANCIAL STATEMENTS

(3) Original (Flow) & Residual Maturity

	FIRST QUARTER	SECOND QUARTER	THIRD QUARTER	FOURTH QUARTER
a. Maximum Amount				
1. Open - No Maturity	\$ —	\$ —	\$ —	\$ —
2. Overnight	\$ 5,200,000	\$ 4,600,000	\$ 8,400,000	\$ —
b. Ending Balance				
1. Open - No Maturity	\$ —	\$ —	\$ —	\$ —
2. Overnight	\$ —	\$ 4,600,000	\$ 5,700,000	\$ —

(4) Aggregate Narrative Disclosure of Fair Value of Securities Sold and/or Acquired That Resulted in Default

Not applicable.

(5) Fair Value of Securities Acquired Under Repo-Secured Borrowing

	FIRST QUARTER	SECOND QUARTER	THIRD QUARTER	FOURTH QUARTER
a. Maximum Amount	\$ 5,279,330	\$ 4,720,126	\$ 8,491,429	\$ —
b. Ending Balance	\$ —	\$ 4,720,126	\$ 5,748,263	\$ —

(6) Securities Acquired Under Repo - Secured Borrowing by NAIC Designation

**ENDING BALANCE**

	1 NONE	2 NAIC 1	3 NAIC 2	4 NAIC 3
a. Bonds - FV	\$ —	\$ 5,748,263	\$ —	\$ —
b. LB & SS - FV	\$ —	\$ —	\$ —	\$ —
c. Preferred Stock - FV	\$ —	\$ —	\$ —	\$ —
d. Common Stock	\$ —	\$ —	\$ —	\$ —
e. Mortgage Loans - FV	\$ —	\$ —	\$ —	\$ —
f. Real Estate - FV	\$ —	\$ —	\$ —	\$ —
g. Derivatives - FV	\$ —	\$ —	\$ —	\$ —
h. Other Invested Assets - FV	\$ —	\$ —	\$ —	\$ —
i. Total Assets - FV (Sum of a through h)	\$ —	\$ 5,748,263	\$ —	\$ —

**ENDING BALANCE**

	5 NAIC 4	6 NAIC 5	7 NAIC 6	8 DOES NOT QUALIFY AS ADMITTED
a. Bonds - FV	\$ —	\$ —	\$ —	\$ —
b. LB & SS - FV	\$ —	\$ —	\$ —	\$ —
c. Preferred Stock - FV	\$ —	\$ —	\$ —	\$ —
d. Common Stock	\$ —	\$ —	\$ —	\$ —
e. Mortgage Loans - FV	\$ —	\$ —	\$ —	\$ —
f. Real Estate - FV	\$ —	\$ —	\$ —	\$ —
g. Derivatives - FV	\$ —	\$ —	\$ —	\$ —
h. Other Invested Assets - FV	\$ —	\$ —	\$ —	\$ —
i. Total Assets - FV (Sum of a through h)	\$ —	\$ —	\$ —	\$ —

STATEMENT AS OF SEPTEMBER 30, 2025 OF Wellpoint Tennessee, Inc.  
NOTES TO FINANCIAL STATEMENTS

(7). Collateral Pledged - Secured Borrowing

	FIRST QUARTER	SECOND QUARTER	THIRD QUARTER	FOURTH QUARTER
a. Maximum Amount				
1. Cash	\$ 5,200,000	\$ 4,600,000	\$ 8,400,000	\$ —
2. Securities (FV)	\$ —	\$ —	\$ —	\$ —
3. Securities (BACV)	XXX	XXX	XXX	XXX
4. Nonadmitted Subset (BACV)	XXX	XXX	XXX	XXX
b. Ending Balance				
1. Cash	\$ —	\$ 4,600,000	\$ 5,700,000	\$ —
2. Securities (FV)	\$ —	\$ —	\$ —	\$ —
3. Securities (BACV)	\$ —	\$ —	\$ —	\$ —
4. Nonadmitted Subset (BACV)	\$ —	\$ —	\$ —	\$ —

(8). Allocation of Aggregate Collateral Pledged by Remaining Contractual Maturity

	AMORTIZED COST	FAIR VALUE
a. Overnight and Continuous	\$ 5,700,000	\$ 5,748,263
b. 30 Days or Less	\$ —	\$ —
c. 31 to 90 Days	\$ —	\$ —
d. >90 Days	\$ —	\$ —

(9)-(10) Not applicable.

**H. Repurchase Agreements Transactions Accounted for as a Sale**

The Company did not enter into repurchase agreement transactions accounted for as a sale at September 30, 2025.

**I. Reverse Repurchase Agreements Transactions Accounted for as a Sale**

The Company did not enter into reverse repurchase agreement transactions accounted for as a sale at September 30, 2025.

**J. Real Estate**

Not applicable.

**K. Investments in Low-Income Housing Tax Credits**

Not applicable.

**L. Restricted Assets**

No significant change.

**M. Working Capital Finance Investments**

Not applicable.

**N. Offsetting and Netting of Assets and Liabilities**

The Company had no netted assets and liabilities at September 30, 2025.

STATEMENT AS OF SEPTEMBER 30, 2025 OF Wellpoint Tennessee, Inc.  
NOTES TO FINANCIAL STATEMENTS

**O. 5GI Securities**

The Company has no 5GI Securities as of September 30, 2025.

**P. Short Sales**

The Company did not have any short sales at September 30, 2025.

**Q. Prepayment Penalty and Acceleration Fees**

	General Account
(1) Number of CUSIPs	13
(2) Aggregate Amount of Investment Income \$	219,115

**R. Reporting Entity's Share of Cash Pool by Asset Type**

The Company did not participate in a cash pool at September 30, 2025.

**S. Aggregate Collateral Loans by Qualifying Investment Collateral**

The Company did not have any aggregate collateral loans with qualifying investment collateral at September 30, 2025.

**6. Joint Ventures, Partnerships and Limited Liability Companies**

Not applicable.

**7. Investment Income**

No significant change.

**8. Derivative Instruments**

Not applicable.

**9. Income Taxes**

**A. - F.**

No significant change.

**G. - H.**

Not applicable.

**I. Alternative Minimum Tax (AMT) Credit**

No significant change.

**10. Information Concerning Parent, Subsidiaries, Affiliates and Other Related Parties**

**A. - C.**

No significant change.

STATEMENT AS OF SEPTEMBER 30, 2025 OF Wellpoint Tennessee, Inc.  
NOTES TO FINANCIAL STATEMENTS

**D. Amounts Due to or from Related Parties**

At September 30, 2025, the Company reported no amounts due from affiliates and \$4,383,384 due to affiliates. The payable balance represents intercompany transactions that will be settled in accordance with the settlement terms of the intercompany agreement.

**E. - O.**

No significant change.

**11. Debt**

Not applicable.

**12. Retirement Plans, Deferred Compensation, Postemployment Benefits and Compensated Absences and Other Postretirement Benefit Plans**

**A. Defined Benefit Plan**

Not applicable.

**B.** Not applicable.

**C.** Not applicable.

**D.** Not applicable.

**E. Defined Contribution Plans**

Not applicable.

**F. Multiemployer Plans**

The Company does not participate in a multiemployer plan.

**G. Consolidated/Holding Company Plans**

No significant change.

**H. Post Employment Benefits and Compensated Absences**

Not applicable.

**I. Impact of Medicare Modernization Act on Postretirement Benefits (INT 04-17)**

Not applicable.

**13. Capital and Surplus, Shareholders' Dividend Restrictions and Quasi-Reorganizations**

No significant change.

**14. Liabilities, Contingencies and Assessments**

**A. - F.**

No significant change.

STATEMENT AS OF SEPTEMBER 30, 2025 OF Wellpoint Tennessee, Inc.  
NOTES TO FINANCIAL STATEMENTS

**15. Leases**

No significant change.

**16. Information About Financial Instruments With Off-Balance Sheet Risk and Financial Instruments With Concentrations of Credit Risk**

Not applicable.

**17. Sale, Transfer and Servicing of Financial Assets and Extinguishments of Liabilities**

**A. Transfers of Receivables Reported as Sales**

Not applicable.

**B. Transfer and Servicing of Financial Assets**

(1) The Company participates in a securities lending program whereby marketable securities in its investment portfolio are transferred to independent brokers or dealers. At September 30, 2025 the fair value of securities loaned was \$96,773,243 and the carrying value of securities loaned was \$93,874,540.

(2) - (7) Not applicable.

**C. Wash Sales**

1. In the course of the Company's asset management, securities may be sold and reacquired within 30 days of the sale date to enhance the yield on the investments.
2. At September 30, 2025, there were no wash sales involving securities with an NAIC designation of 3 or below or unrated.

**18. Gain or Loss to the Reporting Entity from Uninsured Plans and the Uninsured Portion of Partially Insured Plans**

**A. Administrative Services Only Plans**

No significant change.

**B. Administrative Services Contract Plans**

No significant change.

**C. Medicare or Other Similarly Structured Cost-Based Reimbursement Contract**

No significant change.

**19. Direct Premium Written/Produced by Managing General Agents/Third Party Administrators**

Not applicable.

STATEMENT AS OF SEPTEMBER 30, 2025 OF Wellpoint Tennessee, Inc.  
NOTES TO FINANCIAL STATEMENTS

**20. Fair Value Measurements**

**A.**

(1) Fair Value Measurement at Reporting Date

Description for each class of asset or liability	(Level 1)	(Level 2)	(Level 3)	Net Asset Value (NAV)	Total
<b>Bonds</b>					
Issuer credit obligation	\$ —	\$51,015,456	\$ —	\$ —	\$ 51,015,456
Asset backed securities	—	1,480,875	—	—	1,480,875
Total bonds	\$ —	\$52,496,331	\$ —	\$ —	\$ 52,496,331
<b>Common stock</b>					
Industrial and misc	\$ —	\$ —	\$ 11,324	\$ —	\$ 11,324
Total common stocks	\$ —	\$ —	\$ 11,324	\$ —	\$ 11,324
<b>Cash equivalents</b>					
Industrial and miscellaneous money market funds	\$123,000,000	\$ —	\$ —	\$ —	\$123,000,000
Total cash equivalents	\$123,000,000	\$ —	\$ —	\$ —	\$123,000,000
Total assets at fair value/NAV	\$123,000,000	\$52,496,331	\$ 11,324	\$ —	\$175,507,655

(2) Fair Value Measurement in (Level 3) of the Fair Value Hierarchy

Description	Ending Balance as of Prior Quarter End	Transfers into Level 3	Transfers out of Level 3	Total gains and (losses) included in Net Income	Total gains and (losses) included in Surplus	Purchases	Issuances	Sales	Settlements	Ending Balance for Current Quarter End
<b>a. Assets</b>										
<b>Common stock</b>										
Industrial and misc	\$404,973	\$ —	\$ —	\$(425,759)	\$32,110	\$ —	\$ —	\$ —	\$ —	\$ 11,324
Total assets	\$404,973	\$ —	\$ —	\$(425,759)	\$32,110	\$ —	\$ —	\$ —	\$ —	\$ 11,324

(3) The Company's policy is to recognize transfers between Levels, if any, as of the beginning of the reporting period.

(4) Fair values of bonds are based on quoted market prices, where available. These fair values are obtained primarily from third party pricing services, which generally use Level 1 or Level 2 inputs, for the determination of fair value to facilitate fair value measurements and disclosures. Level 2 securities primarily include United States government securities, corporate securities, securities from states, municipalities and political subdivisions, mortgage-backed securities and certain other asset-backed securities. For securities not actively traded, the pricing services may use quoted market prices of comparable instruments or discounted cash flow analyses, incorporating inputs that are currently observable in the markets for similar securities. Inputs that are often used in the valuation methodologies include, but are not limited to, broker quotes, benchmark yields, credit spreads, default rates and prepayment speeds. The Company has controls in place to review the pricing services' qualifications and procedures used to determine fair values. In addition, the Company periodically reviews the pricing services' pricing methodologies, data sources and pricing inputs to ensure the fair values obtained are reasonable.

STATEMENT AS OF SEPTEMBER 30, 2025 OF Wellpoint Tennessee, Inc.  
NOTES TO FINANCIAL STATEMENTS

Certain bonds, primarily corporate debt securities, are designated Level 3. For these securities, the valuation methodologies may incorporate broker quotes or discounted cash flow analyses using assumptions for inputs such as expected cash flows, benchmark yields, credit spreads, default rates and prepayment speeds that are not observable in the markets.

Fair values of common and preferred stock are generally designated as Level 1 and are based on quoted market prices. For certain common and preferred stock, quoted market prices for the identical security are not always available and the fair value is estimated by reference to similar securities for which quoted prices are available. These securities are designated as Level 2. Certain equity securities, including private equity securities, for which the fair value is estimated based on each security's current condition and future cash flow projections. Such securities are designated as Level 3. The fair values of these private equity securities are generally based on either broker quotes, or discounted cash flow projections using assumptions for inputs such as the weighted-average cost of capital, long-term revenue growth rates and earnings before interest, taxes, depreciation and amortization, and/or revenue multiples that are not observable in the markets.

Cash equivalents primarily consist of highly rated money market funds or bonds with original maturities of three months or less. Due to the high ratings and short-term nature, these investments are designated as Level 1. The Company also holds bonds purchased with less than three months to maturity. Fair value of these bonds are based on quoted market prices obtained from third party pricing services which generally use Level 1 or Level 2 inputs.

There have been no significant changes in the valuation techniques during the current period.

**B. Fair Value Measurements Under Other Accounting Pronouncements**

Not applicable.

**C. Financial Instruments**

Type of Financial Instrument	Aggregate Fair Value	Admitted Assets	(Level 1)	(Level 2)	(Level 3)	Value ("NAV")	(Carrying Value)
Issuer credit obligation	410,975,694	\$ 453,869,350	\$ 29,991,725	\$ 417,841,644	\$ 5,993,186	\$ —	\$ —
Asset backed securities	143,211,347	144,083,271	—	143,211,347	—	—	—
Common stock	11,324	11,324	—	—	11,324	—	—
Cash equivalents	129,466,000	129,466,000	123,766,000	5,700,000	—	—	—
Securities lending collateral asset	98,946,590	98,928,759	—	98,946,590	—	—	—

**D. Not Practicable to Estimate Fair Value**

There are no financial instruments that were not practicable to estimate at fair value.

**E. Investments Measured at Net Asset Value**

The Company has no investments measured at net asset value.

**21. Other Items**

**A. - E.**

No significant change.

STATEMENT AS OF SEPTEMBER 30, 2025 OF Wellpoint Tennessee, Inc.  
NOTES TO FINANCIAL STATEMENTS

**F. Subprime Mortgage-Related Risk Exposure**

- (1) The Company's investment strategy of providing safety and preservation of capital, sufficient liquidity to meet cash flow requirements and the attainment of a competitive after-tax investment return is supported by a well diversified portfolio consisting of many different types of investments. The portion of the Company's investment portfolio with subprime mortgage-related risk exposure is relatively small in comparison to the overall investment portfolio, and consists mainly of investment grade securities with no exposure to collateralized debt obligations. All mortgage related investments are monitored closely as part of the quarterly investment review performed by the Elevance Health Investment Impairment Review Committee.
- (2) The Company did not carry investments in subprime mortgage loans in its portfolio at September 30, 2025.
- (3) At September 30, 2025, the Company's subprime mortgage-related risk exposure is detailed below:

	Actual Cost	Book/ Adjusted Carrying Value (excluding interest)	Fair Value	Other-Than- Temporary Impairment Losses Recognized
a. Residential mortgage-backed securities	\$ 1,316,778	\$ 1,371,199	\$ 1,346,667	\$ —
b. Commercial mortgage-backed securities	—	—	—	—
c. Collateralized debt obligations	—	—	—	—
d. Structured securities	—	—	—	—
e. Equity investments in SCAs	—	—	—	—
f. Other assets	—	—	—	—
g. Total	\$ 1,316,778	\$ 1,371,199	\$ 1,346,667	\$ —

- (4) The Company did not underwrite Mortgage Guaranty or Financial Guaranty insurance coverage at September 30, 2025.

**G. Retained Assets**

No significant change.

**H. Insurance-Linked Securities Contracts**

Not applicable.

**22. Events Subsequent**

Subsequent events have been considered through November 13, 2025 for the statutory statement issued on November 14, 2025. There were no events occurring subsequent to September 30, 2025 requiring recognition or disclosure.

**23. Reinsurance**

Not applicable.

STATEMENT AS OF SEPTEMBER 30, 2025 OF Wellpoint Tennessee, Inc.  
NOTES TO FINANCIAL STATEMENTS

**24. Retrospectively Rated Contracts & Contracts Subject to Redetermination**

**A. - D.**

No significant change.

**E. Risk Sharing Provisions of the Affordable Care Act ("ACA")**

(1) Did the reporting entity write accident and health insurance premium that is subject to the Affordable Care Act risk sharing provisions (YES/NO)? No

(2) Impact of Risk-Sharing Provisions of the Affordable Care Act on Admitted Assets, Liabilities and Revenue for the Current Year.

Not applicable.

(3) Roll-forward of prior year ACA risk-sharing provisions for the following asset (gross of any nonadmission) and liability balances, along with the reasons for adjustments to prior year balance.

Not applicable.

**25. Change in Incurred Claims and Claim Adjustment Expenses**

**A.** The estimated cost of claims and claim adjustment expense attributable to insured events of prior years decreased by \$70,106,612 during 2025. This is approximately 24.1% of unpaid claims and claim adjustment expenses, net of healthcare receivables, of \$291,138,746 as of December 31, 2024. The redundancy reflects the decreases in estimated claims and claims adjustment expenses as a result of claims payment during the year, and as additional information is received regarding claims incurred prior to 2025. Recent claim development trends are also taken into account in evaluating the overall adequacy of unpaid claims and unpaid claim adjustment expense.

**B.** There were no significant changes in methodologies and assumptions used in calculating the liability for unpaid losses and loss adjustment expenses.

**26. Intercompany Pooling Arrangements**

Not applicable.

**27. Structured Settlements**

Not applicable.

**28. Health Care Receivables**

No significant change.

**29. Participating Policies**

Not applicable.

**30. Premium Deficiency Reserves**

The Company did not record any premium deficiency reserves at September 30, 2025.

STATEMENT AS OF SEPTEMBER 30, 2025 OF Wellpoint Tennessee, Inc.  
NOTES TO FINANCIAL STATEMENTS

**31. Anticipated Salvage and Subrogation**

No significant change.

# GENERAL INTERROGATORIES

## PART 1 - COMMON INTERROGATORIES

### GENERAL

- 1.1 Did the reporting entity experience any material transactions requiring the filing of Disclosure of Material Transactions with the State of Domicile, as required by the Model Act? ..... Yes [ ] No [ X ]
- 1.2 If yes, has the report been filed with the domiciliary state? ..... Yes [ ] No [ ]
- 2.1 Has any change been made during the year of this statement in the charter, by-laws, articles of incorporation, or deed of settlement of the reporting entity? ..... Yes [ ] No [ X ]
- 2.2 If yes, date of change: .....
- 3.1 Is the reporting entity a member of an Insurance Holding Company System consisting of two or more affiliated persons, one or more of which is an insurer? ..... Yes [ X ] No [ ]  
If yes, complete Schedule Y, Parts 1 and 1A.
- 3.2 Have there been any substantial changes in the organizational chart since the prior quarter end? ..... Yes [ ] No [ X ]
- 3.3 If the response to 3.2 is yes, provide a brief description of those changes.  
.....
- 3.4 Is the reporting entity publicly traded or a member of a publicly traded group? ..... Yes [ X ] No [ ]
- 3.5 If the response to 3.4 is yes, provide the CIK (Central Index Key) code issued by the SEC for the entity/group. .... 0001156039
- 4.1 Has the reporting entity been a party to a merger or consolidation during the period covered by this statement? ..... Yes [ ] No [ X ]
- 4.2 If yes, provide the name of the entity, NAIC Company Code, and state of domicile (use two letter state abbreviation) for any entity that has ceased to exist as a result of the merger or consolidation.

1	2	3
Name of Entity	NAIC Company Code	State of Domicile

5. If the reporting entity is subject to a management agreement, including third-party administrator(s), managing general agent(s), attorney-in-fact, or similar agreement, have there been any significant changes regarding the terms of the agreement or principals involved? ..... Yes [ ] No [ X ] N/A [ ]  
If yes, attach an explanation.  
.....
- 6.1 State as of what date the latest financial examination of the reporting entity was made or is being made. .... 12/31/2022
- 6.2 State the as of date that the latest financial examination report became available from either the state of domicile or the reporting entity. This date should be the date of the examined balance sheet and not the date the report was completed or released. .... 12/31/2022
- 6.3 State as of what date the latest financial examination report became available to other states or the public from either the state of domicile or the reporting entity. This is the release date or completion date of the examination report and not the date of the examination (balance sheet date). .... 03/26/2024
- 6.4 By what department or departments?  
State of Tennessee Department of Commerce and Insurance, TennCare Division .....
- 6.5 Have all financial statement adjustments within the latest financial examination report been accounted for in a subsequent financial statement filed with Departments? ..... Yes [ ] No [ ] N/A [ X ]
- 6.6 Have all of the recommendations within the latest financial examination report been complied with? ..... Yes [ ] No [ ] N/A [ X ]
- 7.1 Has this reporting entity had any Certificates of Authority, licenses or registrations (including corporate registration, if applicable) suspended or revoked by any governmental entity during the reporting period? ..... Yes [ ] No [ X ]
- 7.2 If yes, give full information:  
.....
- 8.1 Is the company a subsidiary of a bank holding company regulated by the Federal Reserve Board? ..... Yes [ ] No [ X ]
- 8.2 If response to 8.1 is yes, please identify the name of the bank holding company.  
.....
- 8.3 Is the company affiliated with one or more banks, thrifts or securities firms? ..... Yes [ ] No [ X ]
- 8.4 If response to 8.3 is yes, please provide below the names and location (city and state of the main office) of any affiliates regulated by a federal regulatory services agency [i.e. the Federal Reserve Board (FRB), the Office of the Comptroller of the Currency (OCC), the Federal Deposit Insurance Corporation (FDIC) and the Securities Exchange Commission (SEC)] and identify the affiliate's primary federal regulator.

1	2	3	4	5	6
Affiliate Name	Location (City, State)	FRB	OCC	FDIC	SEC

## GENERAL INTERROGATORIES

- 9.1 Are the senior officers (principal executive officer, principal financial officer, principal accounting officer or controller, or persons performing similar functions) of the reporting entity subject to a code of ethics, which includes the following standards? ..... Yes [  ] No [  ]
- (a) Honest and ethical conduct, including the ethical handling of actual or apparent conflicts of interest between personal and professional relationships;
- (b) Full, fair, accurate, timely and understandable disclosure in the periodic reports required to be filed by the reporting entity;
- (c) Compliance with applicable governmental laws, rules and regulations;
- (d) The prompt internal reporting of violations to an appropriate person or persons identified in the code; and
- (e) Accountability for adherence to the code.

9.11 If the response to 9.1 is No, please explain:

.....

9.2 Has the code of ethics for senior managers been amended? ..... Yes [  ] No [  ]

9.21 If the response to 9.2 is Yes, provide information related to amendment(s).

1. Added a new section on mobile devices, stating that Elevance Health has the right to physically access any personal device used for company business to inspect, review, and collect company information. 2. Strengthened language on secondary employment, emphasizing its potential to distract from associates' primary responsibilities and misappropriate compensation from Elevance Health. This also includes a reminder about conducting secondary employment/external activities such as freelancing, public speaking, and contributions to external publications. 3. Introduced a new section on the Enterprise Firewall policy to ensure the proper use and disclosure of Competitively Sensitive Information within the Elevance Health family of companies. 4. Included a Q&A on conference fees and clarified that all cash gifts must be declined. 5. Added language mandating that all Artificial Intelligence, machine learning, and large language models must be developed and/or used in accordance with the Enterprise AI policy. 6. Revised sections of the Code to comply with Section 508 of the Rehabilitation Act, ensuring individuals with disabilities have equal access to electronic information and data comparable to those without disabilities. ....

9.3 Have any provisions of the code of ethics been waived for any of the specified officers? ..... Yes [  ] No [  ]

9.31 If the response to 9.3 is Yes, provide the nature of any waiver(s).

.....

### FINANCIAL

10.1 Does the reporting entity report any amounts due from parent, subsidiaries or affiliates on Page 2 of this statement? ..... Yes [  ] No [  ]

10.2 If yes, indicate any amounts receivable from parent included in the Page 2 amount: ..... \$ ..... 0

### INVESTMENT

11.1 Were any of the stocks, bonds, or other assets of the reporting entity loaned, placed under option agreement, or otherwise made available for use by another person? (Exclude securities under securities lending agreements.) ..... Yes [  ] No [  ]

11.2 If yes, give full and complete information relating thereto:

.....

12. Amount of real estate and mortgages held in other invested assets in Schedule BA: ..... \$ ..... 0

13. Amount of real estate and mortgages held in short-term investments: ..... \$ ..... 0

14.1 Does the reporting entity have any investments in parent, subsidiaries and affiliates? ..... Yes [  ] No [  ]

14.2 If yes, please complete the following:

	1 Prior Year-End Book/Adjusted Carrying Value	2 Current Quarter Book/Adjusted Carrying Value
14.21 Bonds .....	\$ ..... 0	\$ ..... 0
14.22 Preferred Stock .....	\$ ..... 0	\$ ..... 0
14.23 Common Stock .....	\$ ..... 0	\$ ..... 0
14.24 Short-Term Investments .....	\$ ..... 0	\$ ..... 0
14.25 Mortgage Loans on Real Estate .....	\$ ..... 0	\$ ..... 0
14.26 All Other .....	\$ ..... 0	\$ ..... 0
14.27 Total Investment in Parent, Subsidiaries and Affiliates (Subtotal Lines 14.21 to 14.26) .....	\$ ..... 0	\$ ..... 0
14.28 Total Investment in Parent included in Lines 14.21 to 14.26 above .....	\$ ..... 0	\$ ..... 0

15.1 Has the reporting entity entered into any hedging transactions reported on Schedule DB? ..... Yes [  ] No [  ]

15.2 If yes, has a comprehensive description of the hedging program been made available to the domiciliary state? ..... Yes [  ] No [  ] N/A [  ]

If no, attach a description with this statement.

.....

16. For the reporting entity's security lending program, state the amount of the following as of the current statement date:

16.1 Total fair value of reinvested collateral assets reported on Schedule DL, Parts 1 and 2 .....	\$ ..... 98,946,590
16.2 Total book/adjusted carrying value of reinvested collateral assets reported on Schedule DL, Parts 1 and 2 .....	\$ ..... 98,928,759
16.3 Total payable for securities lending reported on the liability page .....	\$ ..... 98,928,759

## GENERAL INTERROGATORIES

17. Excluding items in Schedule E - Part 3 - Special Deposits, real estate, mortgage loans and investments held physically in the reporting entity's offices, vaults or safety deposit boxes, were all stocks, bonds and other securities, owned throughout the current year held pursuant to a custodial agreement with a qualified bank or trust company in accordance with Section 1, III - General Examination Considerations, F. Outsourcing of Critical Functions, Custodial or Safekeeping Agreements of the NAIC Financial Condition Examiners Handbook? ..... Yes [  ] No [  ]
- 17.1 For all agreements that comply with the requirements of the NAIC Financial Condition Examiners Handbook, complete the following:

1 Name of Custodian(s)	2 Custodian Address
JP Morgan Chase Bank, N.A .....	383 Madison Ave, New York, NY 10179 .....

- 17.2 For all agreements that do not comply with the requirements of the NAIC Financial Condition Examiners Handbook, provide the name, location and a complete explanation:

1 Name(s)	2 Location(s)	3 Complete Explanation(s)

- 17.3 Have there been any changes, including name changes, in the custodian(s) identified in 17.1 during the current quarter? ..... Yes [  ] No [  ]

- 17.4 If yes, give full information relating thereto:

1 Old Custodian	2 New Custodian	3 Date of Change	4 Reason

- 17.5 Investment management – Identify all investment advisors, investment managers, broker/dealers, including individuals that have the authority to make investment decisions on behalf of the reporting entity. This includes both primary and sub-advisors. For assets that are managed internally by employees of the reporting entity, note as such. ["...that have access to the investment accounts"; "...handle securities"]

1 Name of Firm or Individual	2 Affiliation
Elevance Health, Inc. ....	I.....
Loomis, Sayles & Company, LP .....	U.....
Pacific Investment Management Company .....	U.....
Western Asset Management .....	U.....

- 17.5097 For those firms/individuals listed in the table for Question 17.5, do any firms/individuals unaffiliated with the reporting entity (i.e. designated with a "U") manage more than 10% of the reporting entity's invested assets?..... Yes [  ] No [  ]

- 17.5098 For firms/individuals unaffiliated with the reporting entity (i.e. designated with a "U") listed in the table for Question 17.5, does the total assets under management aggregate to more than 50% of the reporting entity's invested assets?..... Yes [  ] No [  ]

- 17.6 For those firms or individuals listed in the table for 17.5 with an affiliation code of "A" (affiliated) or "U" (unaffiliated), provide the information for the table below.

1	2	3	4	5
Central Registration Depository Number	Name of Firm or Individual	Legal Entity Identifier (LEI)	Registered With	Investment Management Agreement (IMA) Filed
105377 .....	Loomis, Sayles & Company, LP .....	J1ZPN2RX3UMN0Y1D1313 .....	Securities Exchange Commission .....	NO.....
104559 .....	Pacific Investment Management Company .....	549300KGPYQZXGMYYN38 .....	Securities Exchange Commission .....	NO.....
110441 .....	Western Asset Management .....	549300C5A561UXU1CN46 .....	Securities Exchange Commission .....	NO.....

- 18.1 Have all the filing requirements of the Purposes and Procedures Manual of the NAIC Investment Analysis Office been followed? ..... Yes [  ] No [  ]

- 18.2 If no, list exceptions:

19. By self-designating 5GI securities, the reporting entity is certifying the following elements for each self-designated 5GI security:

- a. Documentation necessary to permit a full credit analysis of the security does not exist or an NAIC CRP credit rating for an FE or PL security is not available.
- b. Issuer or obligor is current on all contracted interest and principal payments.
- c. The insurer has an actual expectation of ultimate payment of all contracted interest and principal.

- Has the reporting entity self-designated 5GI securities? ..... Yes [  ] No [  ]

20. By self-designating PLGI securities, the reporting entity is certifying the following elements of each self-designated PLGI security:

- a. The security was purchased prior to January 1, 2018.
- b. The reporting entity is holding capital commensurate with the NAIC Designation reported for the security.
- c. The NAIC Designation was derived from the credit rating assigned by an NAIC CRP in its legal capacity as a NRSRO which is shown on a current private letter rating held by the insurer and available for examination by state insurance regulators.
- d. The reporting entity is not permitted to share this credit rating of the PL security with the SVO.

- Has the reporting entity self-designated PLGI securities? ..... Yes [  ] No [  ]

21. By assigning FE to a Schedule BA non-registered private fund, the reporting entity is certifying the following elements of each self-designated FE fund:

- a. The shares were purchased prior to January 1, 2019.
- b. The reporting entity is holding capital commensurate with the NAIC Designation reported for the security.
- c. The security had a public credit rating(s) with annual surveillance assigned by an NAIC CRP in its legal capacity as an NRSRO prior to January 1, 2019.
- d. The fund only or predominantly holds bonds in its portfolio.
- e. The current reported NAIC Designation was derived from the public credit rating(s) with annual surveillance assigned by an NAIC CRP in its legal capacity as an NRSRO.
- f. The public credit rating(s) with annual surveillance assigned by an NAIC CRP has not lapsed.

- Has the reporting entity assigned FE to Schedule BA non-registered private funds that complied with the above criteria? ..... Yes [  ] No [  ]

# GENERAL INTERROGATORIES

## PART 2 - HEALTH

- 1. Operating Percentages:
  - 1.1 A&H loss percent ..... 84.900 %
  - 1.2 A&H cost containment percent ..... 3.500 %
  - 1.3 A&H expense percent excluding cost containment expenses ..... 9.200 %
  
- 2.1 Do you act as a custodian for health savings accounts? ..... Yes [  ] No [  ]
- 2.2 If yes, please provide the amount of custodial funds held as of the reporting date ..... \$.....
- 2.3 Do you act as an administrator for health savings accounts? ..... Yes [  ] No [  ]
- 2.4 If yes, please provide the balance of the funds administered as of the reporting date ..... \$.....
  
- 3. Is the reporting entity licensed or chartered, registered, qualified, eligible or writing business in at least two states? ..... Yes [  ] No [  ]
- 3.1 If no, does the reporting entity assume reinsurance business that covers risks residing in at least one state other than the state of domicile of the reporting entity? ..... Yes [  ] No [  ]

**SCHEDULE S - CEDED REINSURANCE**

Showing All New Reinsurance Treaties - Current Year to Date

1 NAIC Company Code	2 ID Number	3 Effective Date	4 Name of Reinsurer	5 Domiciliary Jurisdiction	6 Type of Reinsurance Ceded	7 Type of Business Ceded	8 Type of Reinsurer	9 Certified Reinsurer Rating (1 through 6)	10 Effective Date of Certified Reinsurer Rating
<b>NONE</b>									

# SCHEDULE T - PREMIUMS AND OTHER CONSIDERATIONS

Current Year to Date - Allocated by States and Territories

States, etc.	1 Active Status (a)	Direct Business Only									
		2 Accident and Health Premiums	3 Medicare Title XVIII	4 Medicaid Title XIX	5 CHIP Title XXI	6 Federal Employees Health Benefits Program Premiums	7 Life and Annuity Premiums & Other Considerations	8 Property/Casualty Premiums	9 Total Columns 2 Through 8	10 Deposit-Type Contracts	
1. Alabama	AL	N								0	
2. Alaska	AK	N								0	
3. Arizona	AZ	N								0	
4. Arkansas	AR	N								0	
5. California	CA	N								0	
6. Colorado	CO	N								0	
7. Connecticut	CT	N								0	
8. Delaware	DE	N								0	
9. District of Columbia	DC	N								0	
10. Florida	FL	N								0	
11. Georgia	GA	N								0	
12. Hawaii	HI	N								0	
13. Idaho	ID	N								0	
14. Illinois	IL	N								0	
15. Indiana	IN	N								0	
16. Iowa	IA	N								0	
17. Kansas	KS	N								0	
18. Kentucky	KY	N								0	
19. Louisiana	LA	N								0	
20. Maine	ME	N								0	
21. Maryland	MD	N								0	
22. Massachusetts	MA	N								0	
23. Michigan	MI	N								0	
24. Minnesota	MN	N								0	
25. Mississippi	MS	N								0	
26. Missouri	MO	N								0	
27. Montana	MT	N								0	
28. Nebraska	NE	N								0	
29. Nevada	NV	N								0	
30. New Hampshire	NH	N								0	
31. New Jersey	NJ	N								0	
32. New Mexico	NM	N								0	
33. New York	NY	N								0	
34. North Carolina	NC	N								0	
35. North Dakota	ND	N								0	
36. Ohio	OH	N								0	
37. Oklahoma	OK	N								0	
38. Oregon	OR	N								0	
39. Pennsylvania	PA	N								0	
40. Rhode Island	RI	N								0	
41. South Carolina	SC	N								0	
42. South Dakota	SD	N								0	
43. Tennessee	TN	L	535,074,499	1,529,486,655	34,007,915					2,098,569,069	
44. Texas	TX	N								0	
45. Utah	UT	N								0	
46. Vermont	VT	N								0	
47. Virginia	VA	N								0	
48. Washington	WA	N								0	
49. West Virginia	WV	N								0	
50. Wisconsin	WI	N								0	
51. Wyoming	WY	N								0	
52. American Samoa	AS	N								0	
53. Guam	GU	N								0	
54. Puerto Rico	PR	N								0	
55. U.S. Virgin Islands	VI	N								0	
56. Northern Mariana Islands	MP	N								0	
57. Canada	CAN	N								0	
58. Aggregate Other Aliens	OT	XXX	0	0	0	0	0	0	0	0	0
59. Subtotal	XXX	0	535,074,499	1,529,486,655	34,007,915	0	0	0	2,098,569,069	0	
60. Reporting Entity Contributions for Employee Benefit Plans	XXX									0	
61. Totals (Direct Business)	XXX	0	535,074,499	1,529,486,655	34,007,915	0	0	0	2,098,569,069	0	
DETAILS OF WRITE-INS											
58001.	XXX										
58002.	XXX										
58003.	XXX										
58998. Summary of remaining write-ins for Line 58 from overflow page	XXX	0	0	0	0	0	0	0	0	0	0
58999. Totals (Lines 58001 through 58003 plus 58998)(Line 58 above)	XXX	0	0	0	0	0	0	0	0	0	0

(a) Active Status Counts:

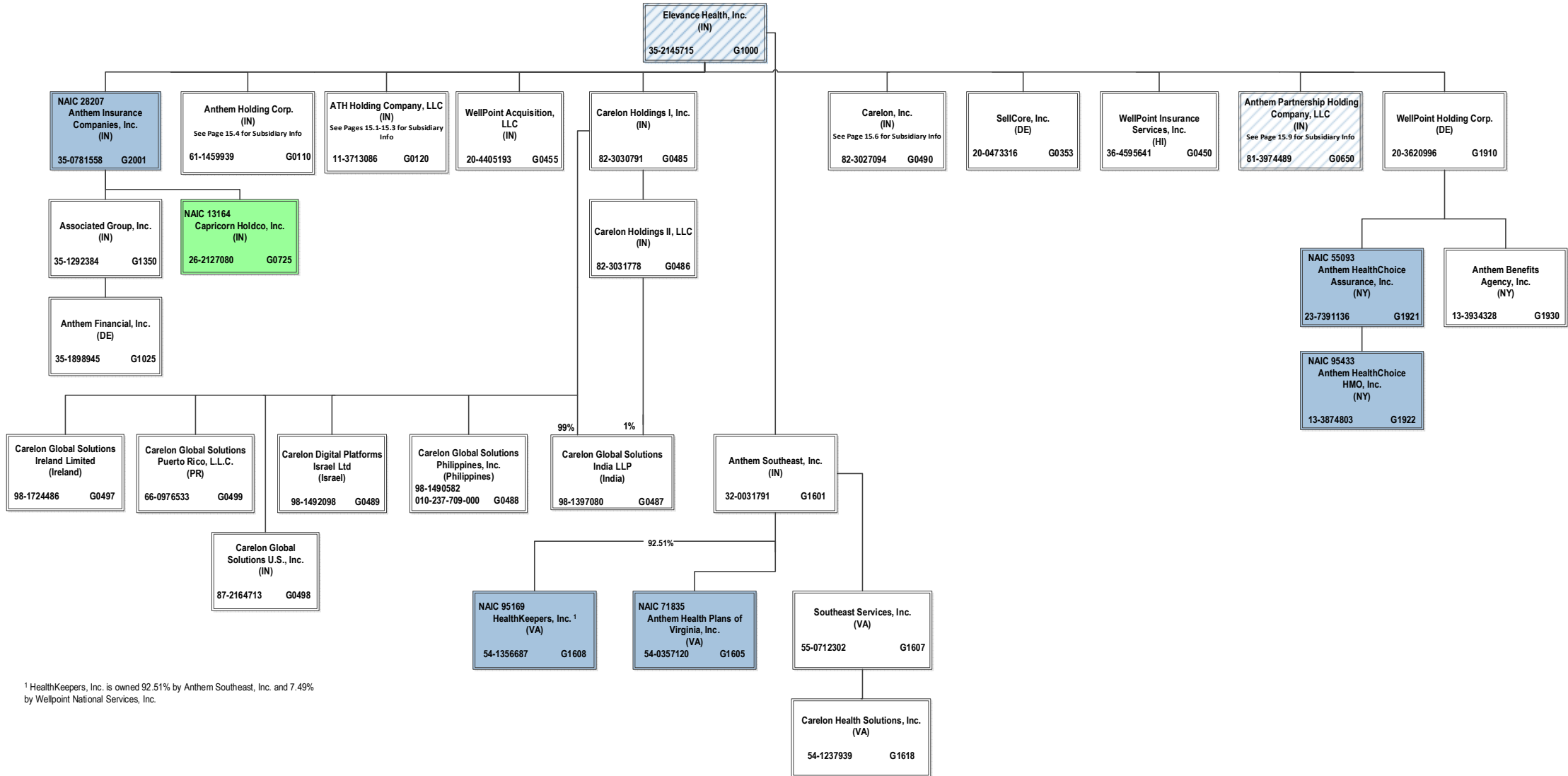
- 1. L - Licensed or Chartered - Licensed insurance carrier or domiciled RRG..... 1
- 2. R - Registered - Non-domiciled RRGs..... 0
- 3. E - Eligible - Reporting entities eligible or approved to write surplus lines in the state. .... 0
- 4. Q - Qualified - Qualified or accredited reinsurer..... 0
- 5. N - None of the above - Not allowed to write business in the state..... 56

# SCHEDULE Y – INFORMATION CONCERNING ACTIVITIES OF INSURER MEMBERS OF A HOLDING COMPANY GROUP

## PART 1 – ORGANIZATIONAL CHART

BCBSA Licensee
Regulated Insurance Company
Regulated BCBSA Licensee

ALL SUBSIDIARIES 100% OWNED AND LLC'S ARE CONTROLLED BY MEMBERS UNLESS OTHERWISE NOTED



15

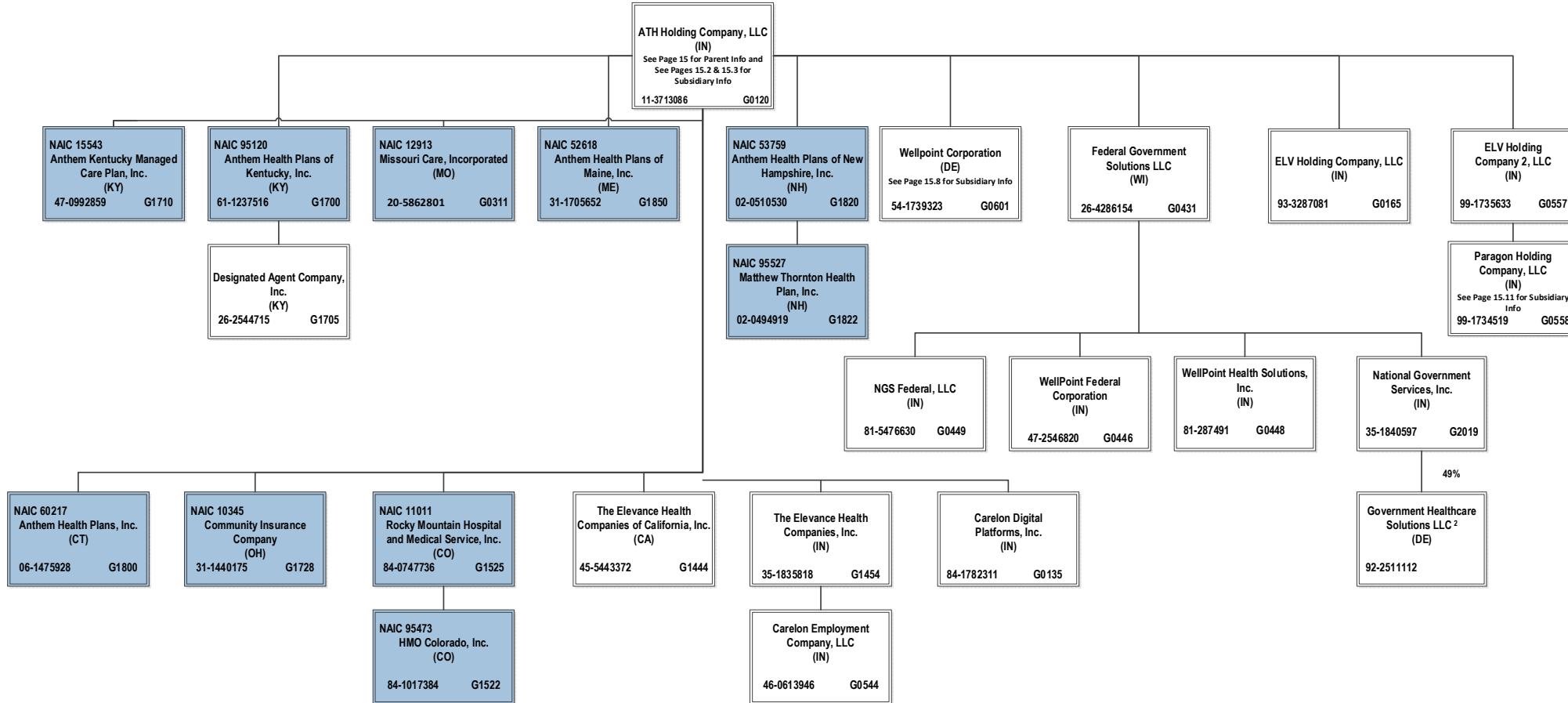
<sup>1</sup> HealthKeepers, Inc. is owned 92.51% by Anthem Southeast, Inc. and 7.49% by Wellpoint National Services, Inc.

# SCHEDULE Y – INFORMATION CONCERNING ACTIVITIES OF INSURER MEMBERS OF A HOLDING COMPANY GROUP

## PART 1 – ORGANIZATIONAL CHART

ALL SUBSIDIARIES 100% OWNED AND LLC'S ARE CONTROLLED BY MEMBERS UNLESS OTHERWISE NOTED

BCBSA Licensee
Regulated Insurance Company
Regulated BCBSA Licensee



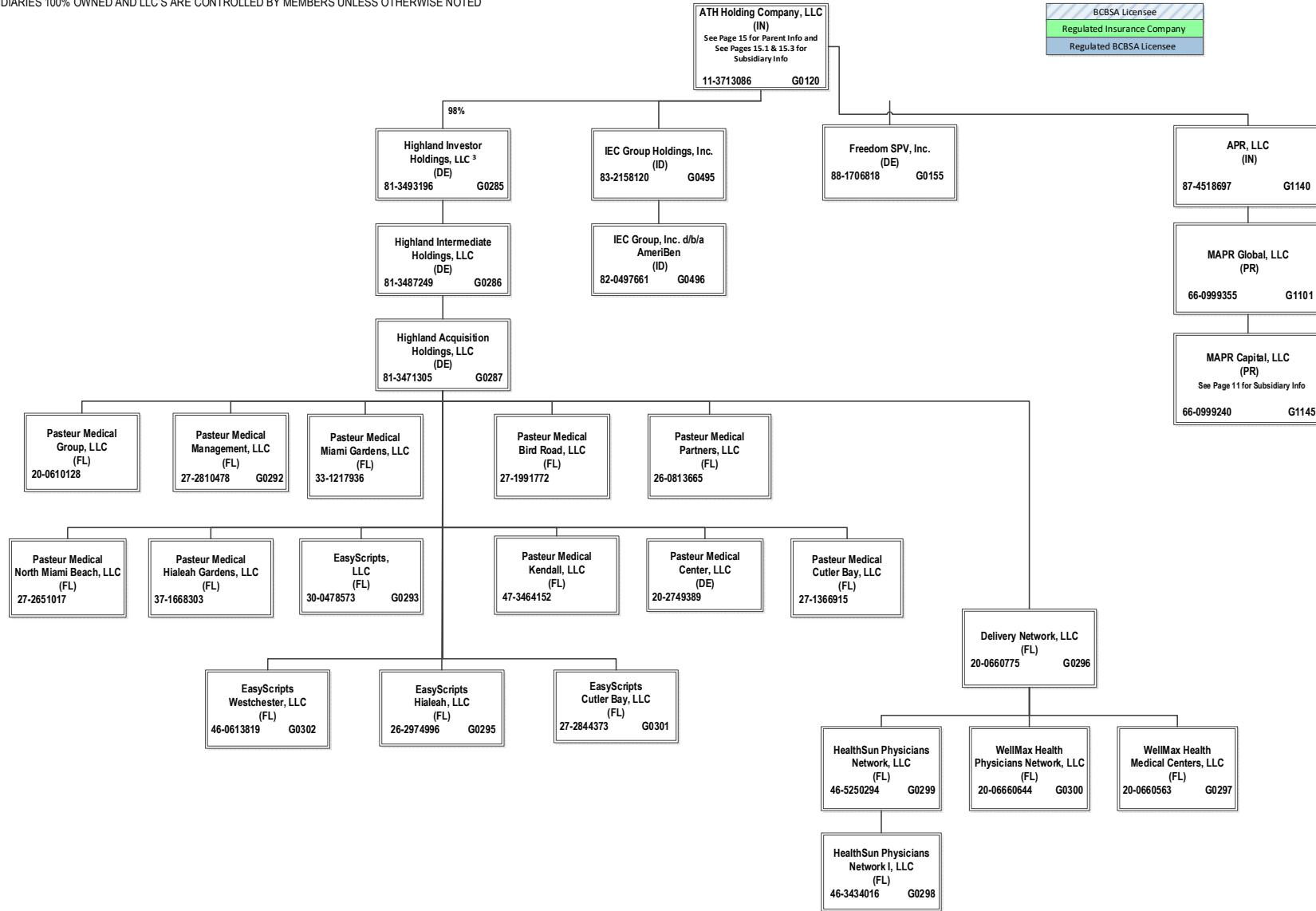
15.1

<sup>2</sup> Government Healthcare Solutions LLC. is a joint venture 49% owned by National Government Services, Inc. and 51% owned by MKS2 LLC (non-affiliate)

# SCHEDULE Y – INFORMATION CONCERNING ACTIVITIES OF INSURER MEMBERS OF A HOLDING COMPANY GROUP

## PART 1 – ORGANIZATIONAL CHART

ALL SUBSIDIARIES 100% OWNED AND LLC'S ARE CONTROLLED BY MEMBERS UNLESS OTHERWISE NOTED



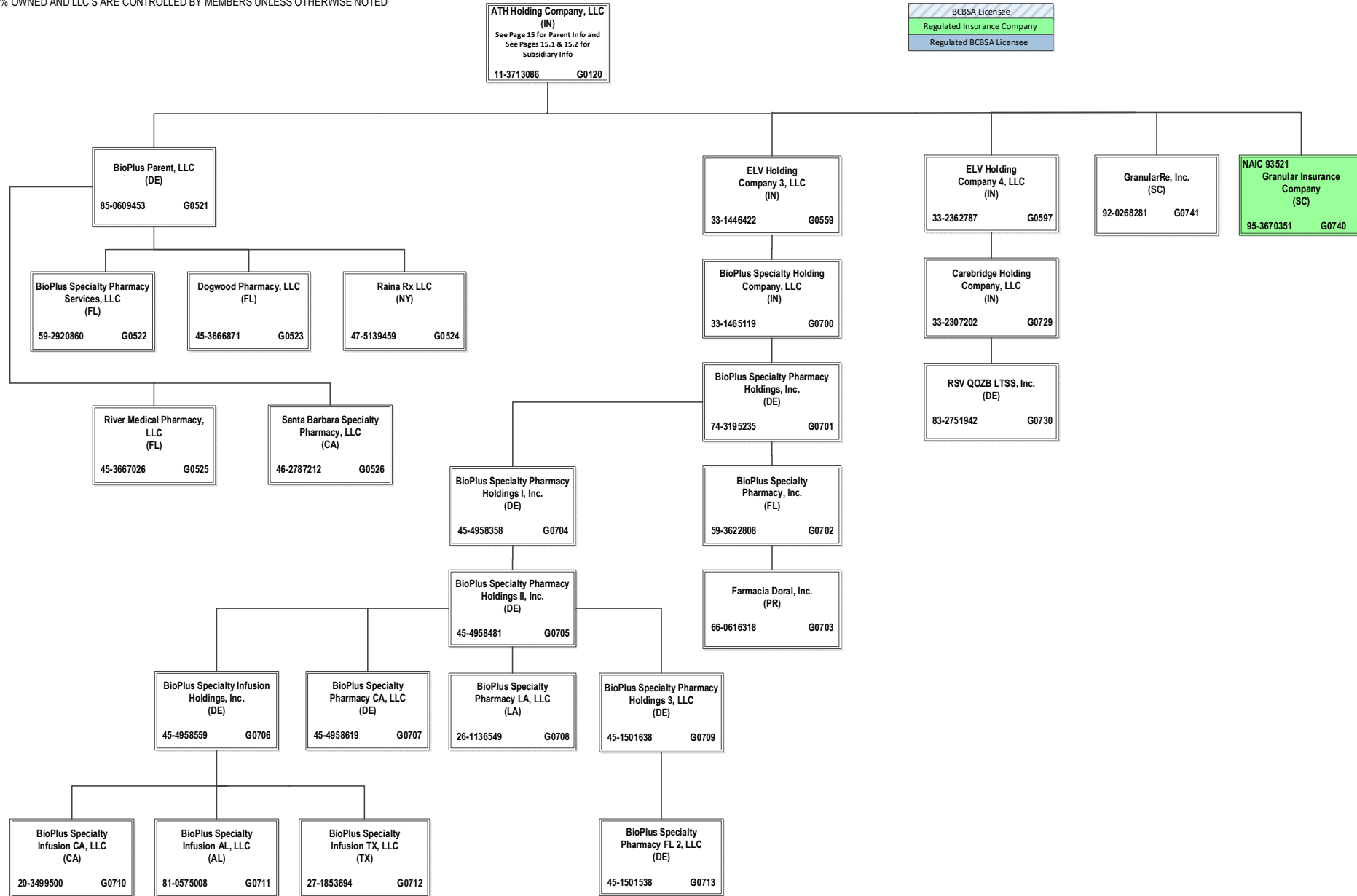
15.2

<sup>3</sup> ATH Holding Company, LLC holds a 98% interest in Highland Investor Holdings, LLC, and Wellpoint Corporation holds the remaining 2% interest.

# SCHEDULE Y – INFORMATION CONCERNING ACTIVITIES OF INSURER MEMBERS OF A HOLDING COMPANY GROUP

## PART 1 – ORGANIZATIONAL CHART

ALL SUBSIDIARIES 100% OWNED AND LLC'S ARE CONTROLLED BY MEMBERS UNLESS OTHERWISE NOTED

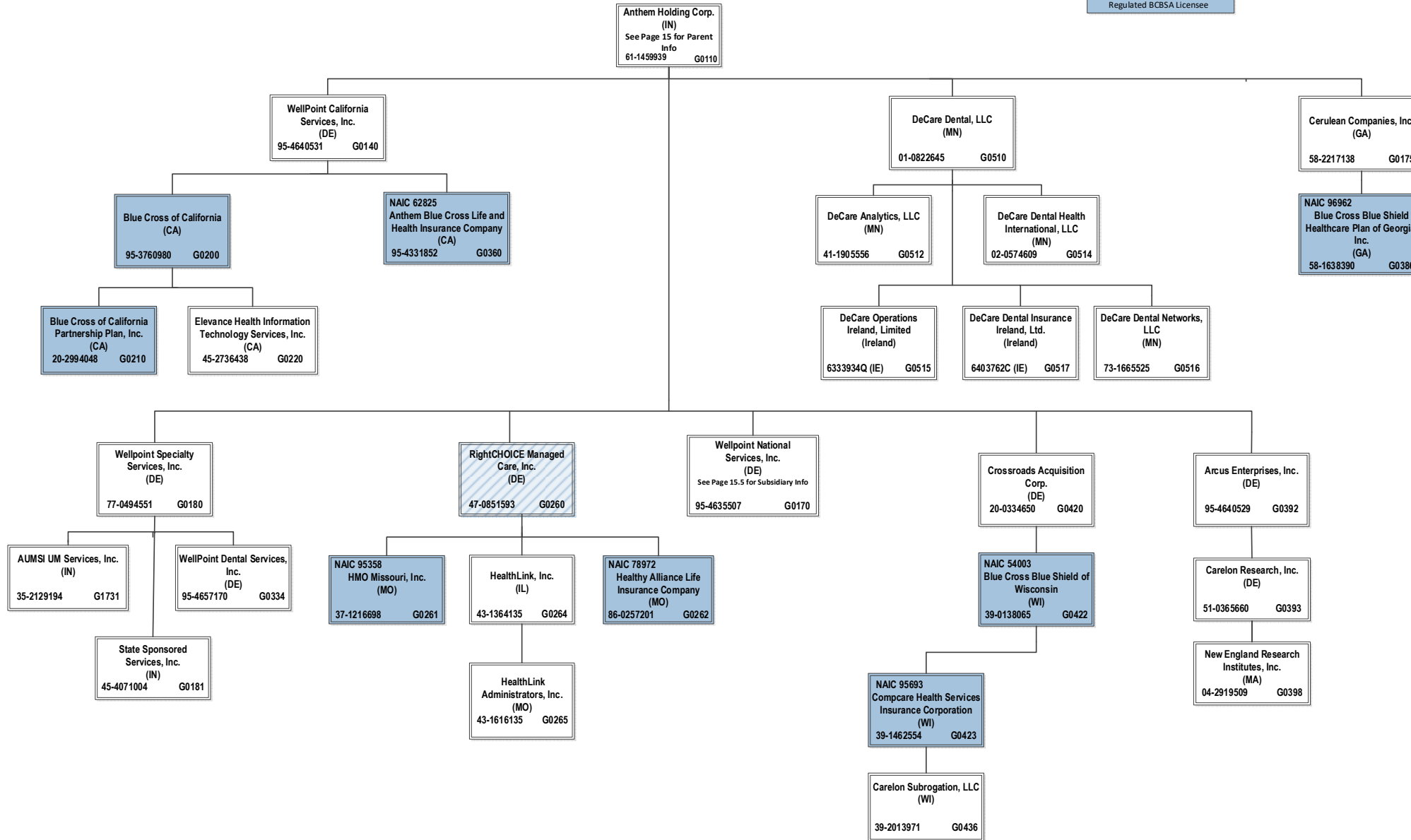


# SCHEDULE Y – INFORMATION CONCERNING ACTIVITIES OF INSURER MEMBERS OF A HOLDING COMPANY GROUP

## PART 1 – ORGANIZATIONAL CHART

ALL SUBSIDIARIES 100% OWNED AND LLC'S ARE CONTROLLED BY MEMBERS UNLESS OTHERWISE NOTED

BCBSA Licensee
Regulated Insurance Company
Regulated BCBSA Licensee

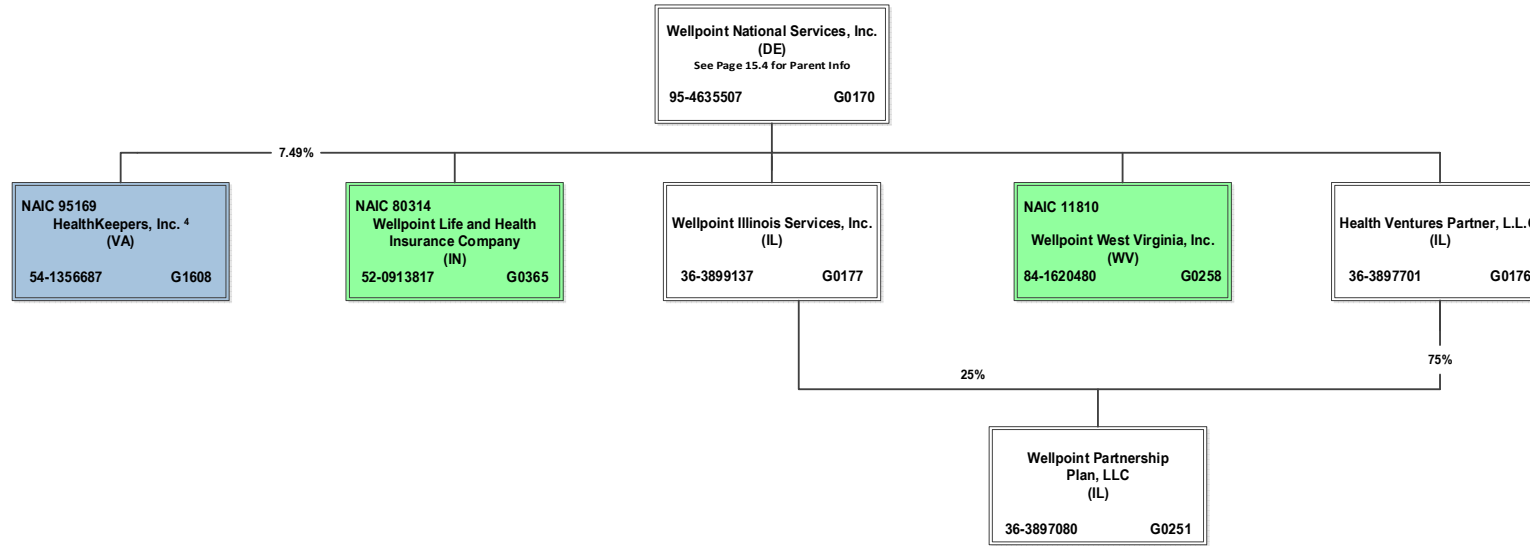


# SCHEDULE Y – INFORMATION CONCERNING ACTIVITIES OF INSURER MEMBERS OF A HOLDING COMPANY GROUP

## PART 1 – ORGANIZATIONAL CHART

ALL SUBSIDIARIES 100% OWNED AND LLC'S ARE CONTROLLED BY MEMBERS UNLESS OTHERWISE NOTED

BCBSA Licensee
Regulated Insurance Company
Regulated BCBSA Licensee

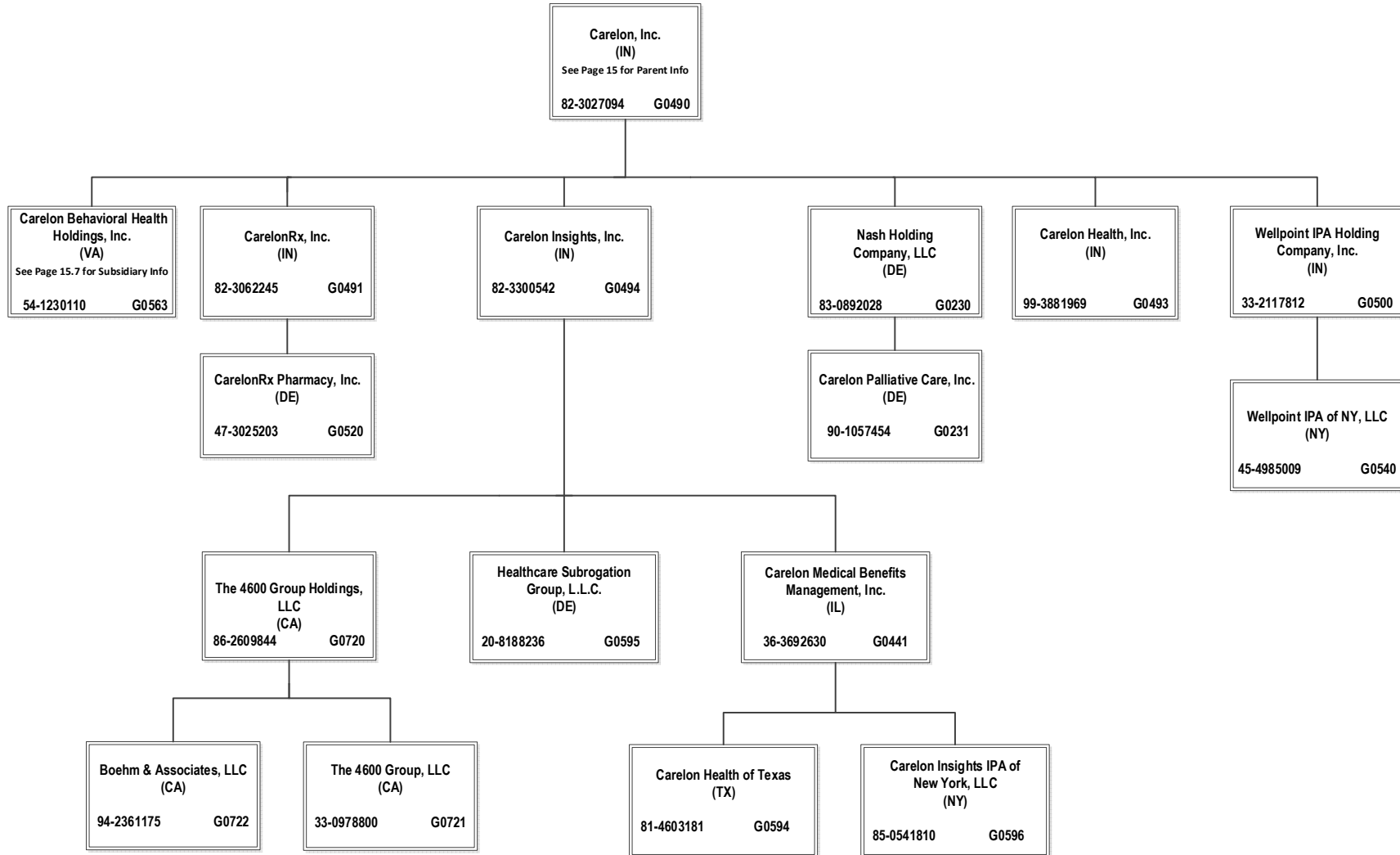


<sup>4</sup> HealthKeepers, Inc. is owned 92.51% by Anthem Southeast, Inc. and 7.49% by Wellpoint National Services, Inc.

**SCHEDULE Y – INFORMATION CONCERNING ACTIVITIES OF INSURER MEMBERS OF A HOLDING COMPANY GROUP**  
**PART 1 – ORGANIZATIONAL CHART**

BCBSA Licensee
Regulated Insurance Company
Regulated BCBSA Licensee

ALL SUBSIDIARIES 100% OWNED AND LLC'S ARE CONTROLLED BY MEMBERS UNLESS OTHERWISE NOTED

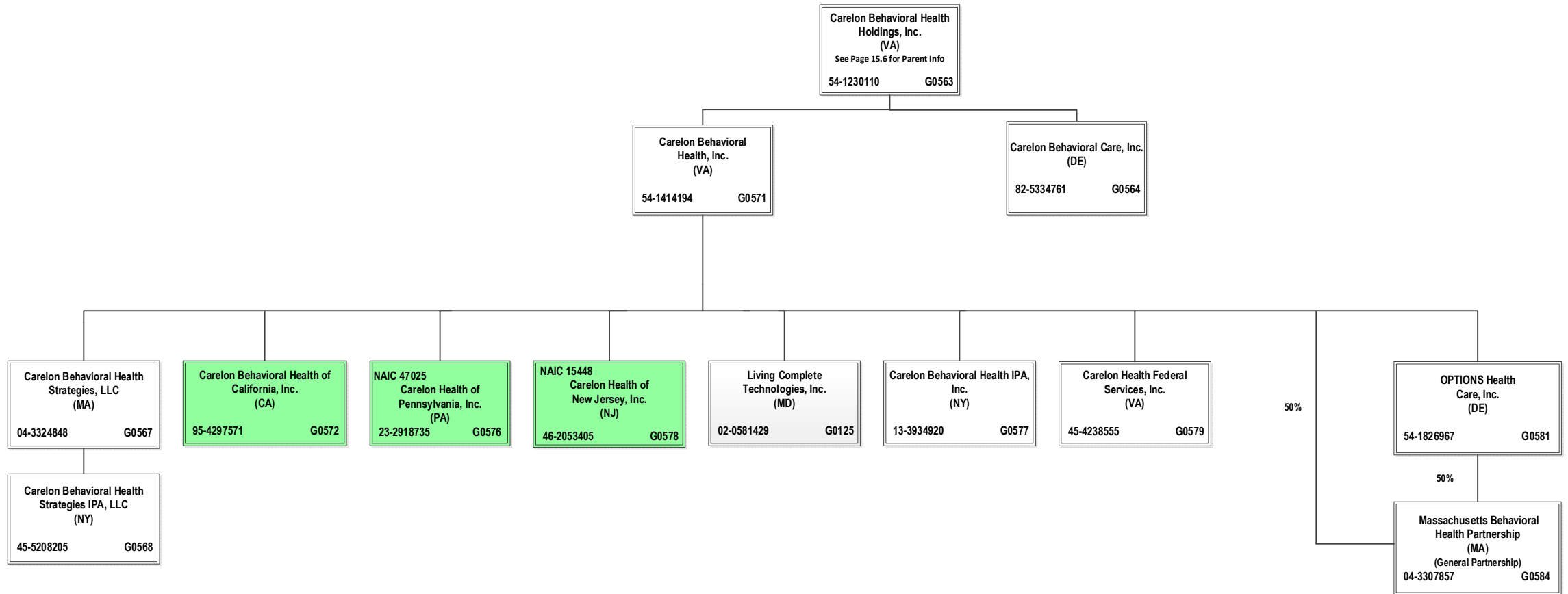


# SCHEDULE Y – INFORMATION CONCERNING ACTIVITIES OF INSURER MEMBERS OF A HOLDING COMPANY GROUP

## PART 1 – ORGANIZATIONAL CHART

BCBSA Licensee
Regulated Insurance Company
Regulated BCBSA Licensee

ALL SUBSIDIARIES 100% OWNED AND LLC'S ARE CONTROLLED BY MEMBERS UNLESS OTHERWISE NOTED

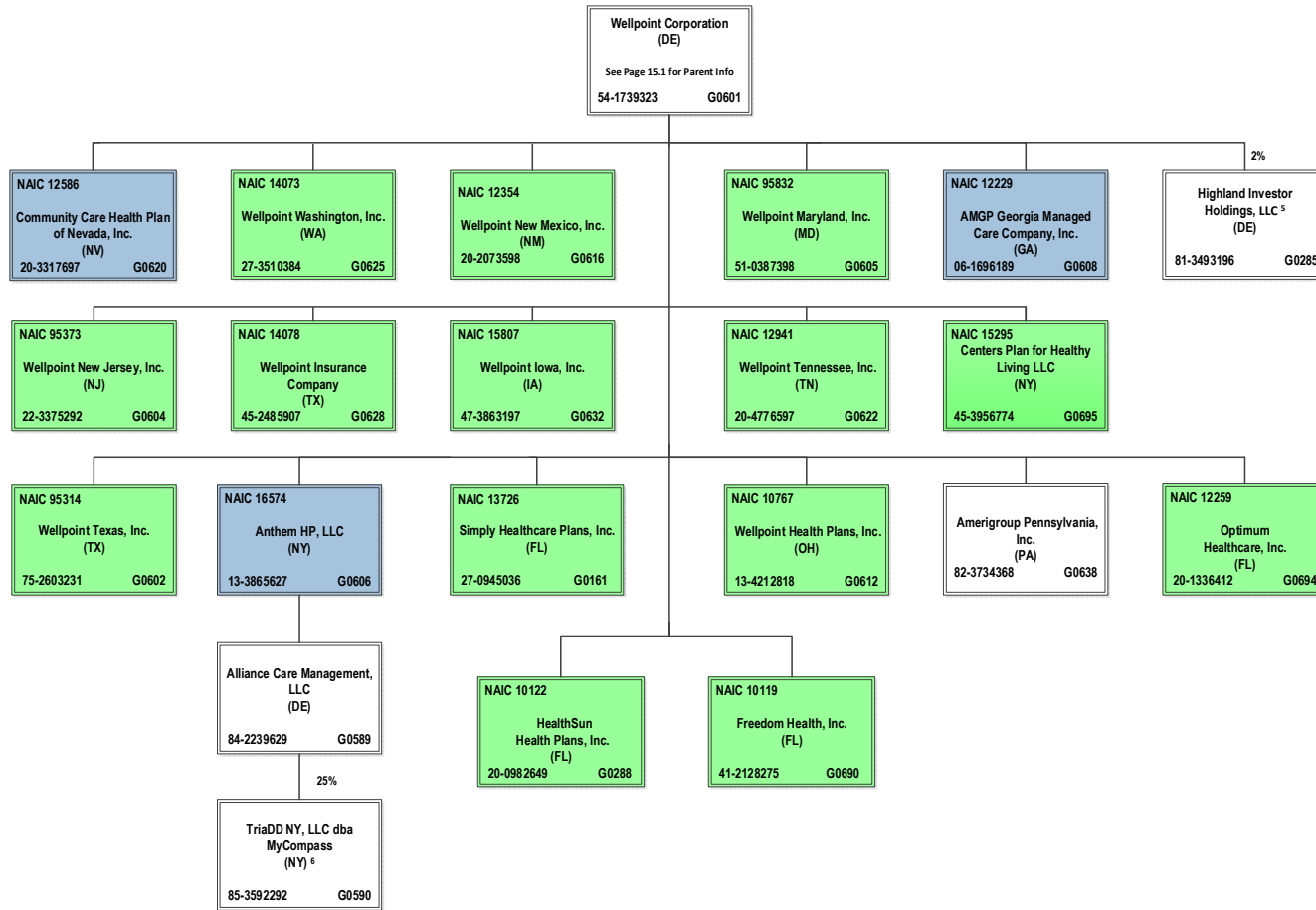


# SCHEDULE Y – INFORMATION CONCERNING ACTIVITIES OF INSURER MEMBERS OF A HOLDING COMPANY GROUP

## PART 1 – ORGANIZATIONAL CHART

ALL SUBSIDIARIES 100% OWNED AND LLC'S ARE CONTROLLED BY MEMBERS UNLESS OTHERWISE NOTED

BCBSA Licensee
Regulated Insurance Company
Regulated BCBSA Licensee



15.8

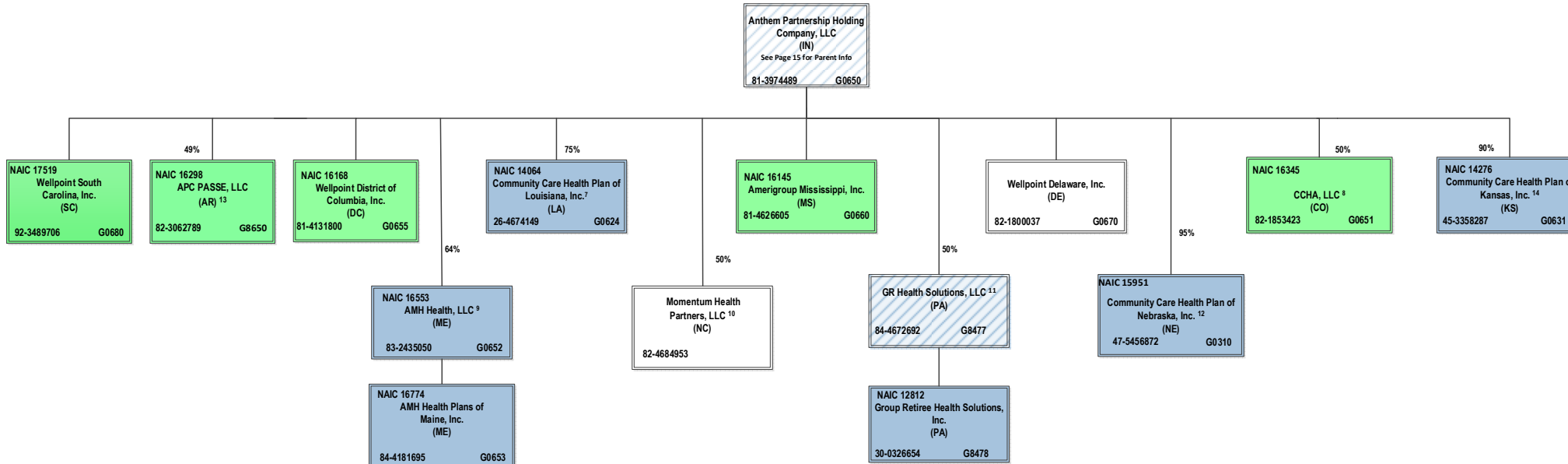
<sup>5</sup> Wellpoint Corporation holds a 2% interest in Highland Investor Holdings, LLC, and ATH Holding Company, LLC holds the remaining 98% interest.

<sup>6</sup> TriaDD NY, LLC dba MyCompass is 25% owned by Alliance Care Management, LLC and the remaining 75% interest is owned by unaffiliated investors.

# SCHEDULE Y – INFORMATION CONCERNING ACTIVITIES OF INSURER MEMBERS OF A HOLDING COMPANY GROUP

## PART 1 – ORGANIZATIONAL CHART

ALL SUBSIDIARIES 100% OWNED AND LLC'S ARE CONTROLLED BY MEMBERS UNLESS OTHERWISE NOTED



<sup>7</sup> Community Care Health Plan of Louisiana, Inc. is a joint venture 75% owned by Anthem Partnership Holding Company, LLC and 25% owned by Louisiana Health Service & Indemnity Company d/b/a Blue Cross and Blue Shield of Louisiana (non-affiliate)

<sup>8</sup> CCHA, LLC is a joint venture 50% owned by Anthem Partnership Holding Company, LLC and 50% owned by Colorado Community Health Alliance, LLC (non-affiliate)

<sup>9</sup> AMH Health, LLC is a joint venture 36% owned by MaineHealth (non-affiliate) and 64% owned by Anthem Partnership Holding Company, LLC

<sup>10</sup> Momentum Health Partners, LLC is a joint venture 50% owned by Anthem Partnership Holding Company, LLC and 50% owned by Blue Cross and Blue Shield of North Carolina (non-affiliate)

<sup>11</sup> GR Health Solutions, LLC is a joint venture 50% owned by Anthem Partnership Holding Company, LLC and 50% owned by Independence Blue Cross, LLC (non-affiliate)

<sup>12</sup> Community Care Health Plan of Nebraska, Inc. is a joint venture 95% owned by Anthem Partnership Holding Company, LLC and 5% owned by Blue Cross and Blue Shield of Nebraska, Inc. (non-affiliate).

<sup>13</sup> APC PASSE, LLC (regulated entity) is a joint venture 49% owned by Anthem Partnership Holding Company, LLC and 51% owned by Arkansas Provider Coalition, LLC (non-affiliate).

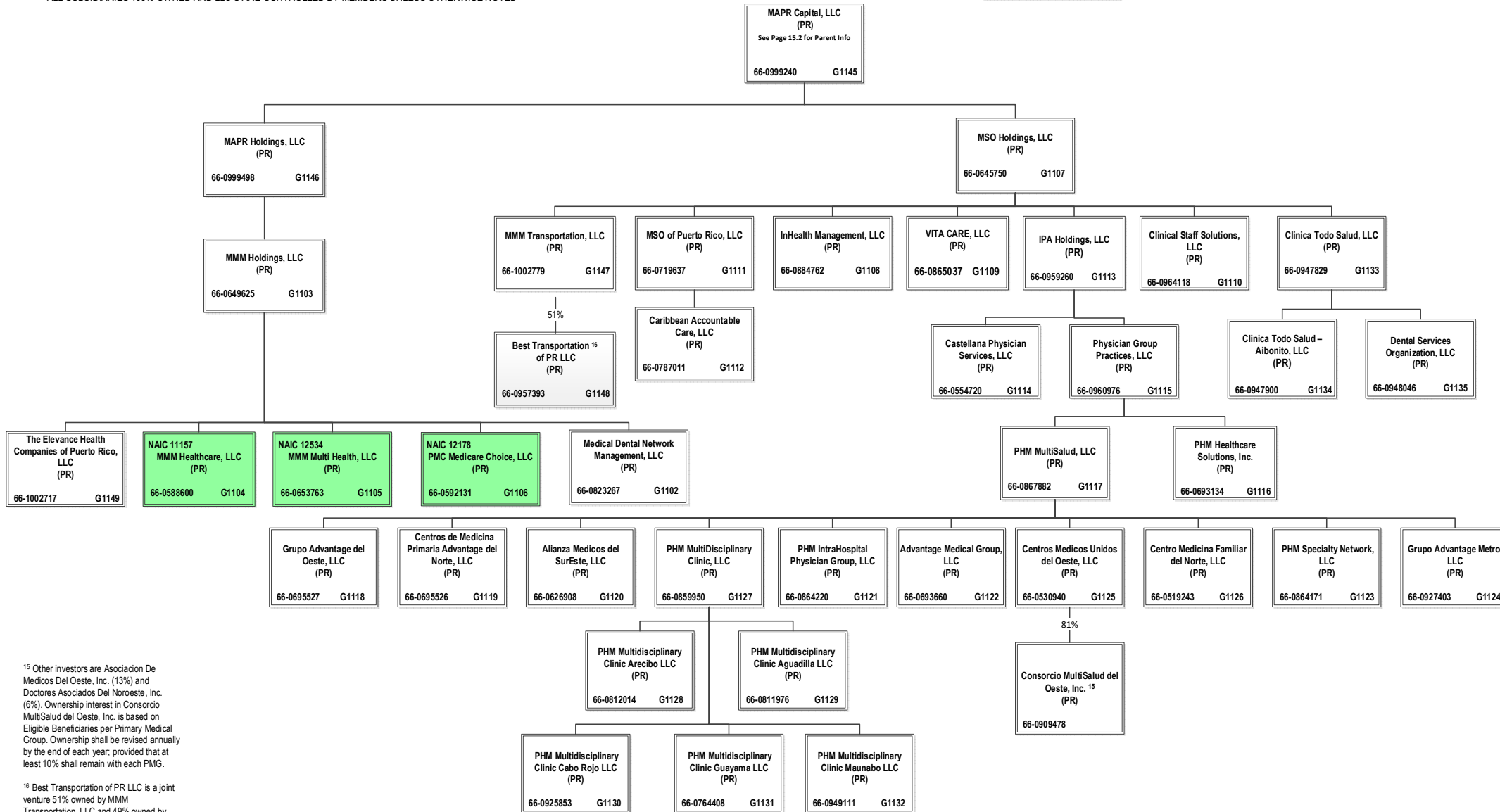
<sup>14</sup> Community Care Health Plan of Kansas, Inc. is a joint venture 90% owned by Anthem Partnership Holding Company, LLC, 5% owned by Blue Cross Blue Shield of Kansas, Inc. (non-affiliate) and 5% owned by Blue Cross and Blue Shield of Kansas City (non-affiliate).

# SCHEDULE Y – INFORMATION CONCERNING ACTIVITIES OF INSURER MEMBERS OF A HOLDING COMPANY GROUP

## PART 1 – ORGANIZATIONAL CHART

ALL SUBSIDIARIES 100% OWNED AND LLC'S ARE CONTROLLED BY MEMBERS UNLESS OTHERWISE NOTED

BCBSA Licensee
Regulated Insurance Company
Regulated BCBSA Licensee



15.10

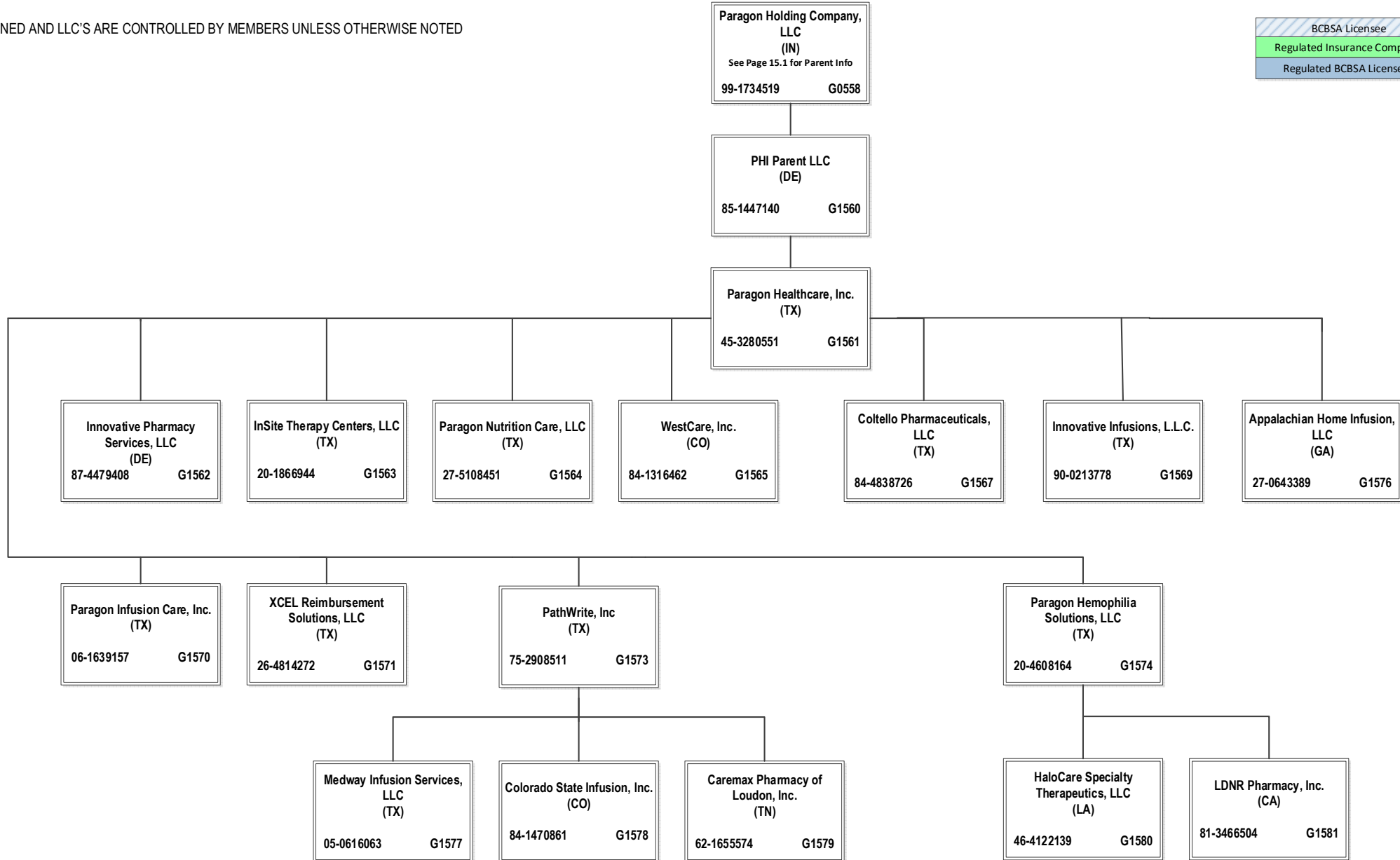
<sup>15</sup> Other investors are Asociacion De Medicos Del Oeste, Inc. (13%) and Doctores Asociados Del Noroeste, Inc. (6%). Ownership interest in Consorcio MultiSalud del Oeste, Inc. is based on Eligible Beneficiaries per Primary Medical Group. Ownership shall be revised annually by the end of each year, provided that at least 10% shall remain with each PMG.

<sup>16</sup> Best Transportation of PR LLC is a joint venture 51% owned by MMM Transportation, LLC and 49% owned by Jossue A. Galguera Vizcaino, individually

**SCHEDULE Y – INFORMATION CONCERNING ACTIVITIES OF INSURER MEMBERS OF A HOLDING COMPANY GROUP**  
**PART 1 – ORGANIZATIONAL CHART**

ALL SUBSIDIARIES 100% OWNED AND LLC'S ARE CONTROLLED BY MEMBERS UNLESS OTHERWISE NOTED

BCBSA Licensee
Regulated Insurance Company
Regulated BCBSA Licensee



15.11

STATEMENT AS OF SEPTEMBER 30, 2025 OF THE Wellpoint Tennessee, Inc.

**SCHEDULE Y**  
**PART 1A - DETAILS OF INSURANCE HOLDING COMPANY SYSTEM**

1	2	3	4	5	6	7	8	9	10	11	12	13	14	15	16
Group Code	Group Name	NAIC Company Code	ID Number	Federal RSSD	CIK	Name of Securities Exchange if Publicly Traded (U.S. or International)	Names of Parent, Subsidiaries Or Affiliates	Domi-ciliary Location	Relation-ship to Reporting Entity	Directly Controlled by (Name of Entity/Person)	Type of Control (Ownership, Board, Management, Attorney-in-Fact, Influence, Other)	If Control is Ownership Provide Percentage	Ultimate Controlling Entity(ies)/Person(s)	Is an SCA Filing Re-quired? (Yes/No)	*
.0671	Elevalance Health, Inc.		66-0693660		0001156039		Advantage Medical Group, LLC	..PR	.....NIA	PHM MultiSalud, LLC	Ownership	100.000	Elevalance Health, Inc.	.....NO	
.0671	Elevalance Health, Inc.		66-0626908		0001156039		Alianza Medicos del SurEste, LLC	..PR	.....NIA	PHM MultiSalud, LLC	Ownership	100.000	Elevalance Health, Inc.	.....NO	
.0671	Elevalance Health, Inc.		84-2239629		0001156039		Alliance Care Management, LLC	..DE	.....NIA	Anthem HP, LLC	Ownership	100.000	Elevalance Health, Inc.	.....NO	
.0671	Elevalance Health, Inc.	16145	81-4626605		0001156039		Amerigroup Mississippi, Inc.	..MS	.....IA	Anthem Partnership Holding Company, LLC	Ownership	100.000	Elevalance Health, Inc.	.....NO	
.0671	Elevalance Health, Inc.		82-3734368		0001156039		Amerigroup Pennsylvania, Inc.	..PA	.....NIA	Wellpoint Corporation	Ownership	100.000	Elevalance Health, Inc.	.....NO	
.0671	Elevalance Health, Inc.	12229	06-1696189		0001156039		AMGP Georgia Managed Care Company, Inc.	..GA	.....IA	Wellpoint Corporation	Ownership	100.000	Elevalance Health, Inc.	.....NO	
.0671	Elevalance Health, Inc.	16774	84-4181695		0001156039		AMH Health Plans of Maine, Inc.	..ME	.....IA	AMH Health, LLC	Ownership	100.000	Elevalance Health, Inc.	.....NO	
.0671	Elevalance Health, Inc.	16553	83-2435050		0001156039		AMH Health, LLC	..ME	.....IA	Anthem Partnership Holding Company, LLC	Ownership	64.000	Elevalance Health, Inc.	.....NO	0104
.0671	Elevalance Health, Inc.		13-3934328		0001156039		Anthem Benefits Agency, Inc.	..NY	.....NIA	WellPoint Holding Corp	Ownership	100.000	Elevalance Health, Inc.	.....NO	
.0671	Elevalance Health, Inc.	62825	95-4331852		0001156039		Anthem Blue Cross Life and Health Insurance Company	..CA	.....IA	WellPoint California Services, Inc.	Ownership	100.000	Elevalance Health, Inc.	.....NO	
.0671	Elevalance Health, Inc.		35-1898945		0001156039		Anthem Financial, Inc.	..DE	.....NIA	Associated Group, Inc.	Ownership	100.000	Elevalance Health, Inc.	.....NO	
.0671	Elevalance Health, Inc.	95120	61-1237516		0001156039		Anthem Health Plans of Kentucky, Inc.	..KY	.....IA	ATH Holding Company, LLC	Ownership	100.000	Elevalance Health, Inc.	.....NO	
.0671	Elevalance Health, Inc.	52618	31-1705652		0001156039		Anthem Health Plans of Maine, Inc.	..ME	.....IA	ATH Holding Company, LLC	Ownership	100.000	Elevalance Health, Inc.	.....NO	
.0671	Elevalance Health, Inc.	53759	02-0510530		0001156039		Anthem Health Plans of New Hampshire, Inc.	..NH	.....IA	ATH Holding Company, LLC	Ownership	100.000	Elevalance Health, Inc.	.....NO	
.0671	Elevalance Health, Inc.	71835	54-0357120	40003317	0001156039		Anthem Health Plans of Virginia, Inc.	..VA	.....IA	Anthem Southeast, Inc.	Ownership	100.000	Elevalance Health, Inc.	.....NO	
.0671	Elevalance Health, Inc.	60217	06-1475928		0001156039		Anthem Health Plans, Inc.	..CT	.....IA	ATH Holding Company, LLC	Ownership	100.000	Elevalance Health, Inc.	.....NO	
.0671	Elevalance Health, Inc.	55093	23-7391136		0001156039		Anthem HealthChoice Assurance, Inc.	..NY	.....IA	WellPoint Holding Corp	Ownership	100.000	Elevalance Health, Inc.	.....NO	
.0671	Elevalance Health, Inc.		61-1459939		0001156039		Anthem Holding Corp.	..IN	.....NIA	Elevalance Health, Inc.	Ownership	100.000	Elevalance Health, Inc.	.....NO	
.0671	Elevalance Health, Inc.	16574	13-3865627		0001156039		Anthem HP, LLC	..NY	.....IA	Wellpoint Corporation	Ownership	100.000	Elevalance Health, Inc.	.....NO	0100
.0671	Elevalance Health, Inc.	28207	35-0781558		0001156039		Anthem Insurance Companies, Inc.	..IN	.....IA	Elevalance Health, Inc.	Ownership	100.000	Elevalance Health, Inc.	.....NO	
.0671	Elevalance Health, Inc.	15543	47-0992859		0001156039		Anthem Kentucky Managed Care Plan, Inc.	..KY	.....IA	ATH Holding Company, LLC	Ownership	100.000	Elevalance Health, Inc.	.....NO	
.0671	Elevalance Health, Inc.		81-3974489		0001156039		Anthem Partnership Holding Company, LLC	..IN	.....NIA	Elevalance Health, Inc.	Ownership	100.000	Elevalance Health, Inc.	.....NO	
.0671	Elevalance Health, Inc.		32-0031791		0001156039		Anthem Southeast, Inc.	..IN	.....NIA	Elevalance Health, Inc.	Ownership	100.000	Elevalance Health, Inc.	.....NO	
.0671	Elevalance Health, Inc.	16298	82-3062789		0001156039		APC Passe, LLC	..AR	.....IA	Anthem Partnership Holding Company, LLC	Ownership	49.000	Elevalance Health, Inc.	.....NO	0111
.0671	Elevalance Health, Inc.		27-0643389		0001156039		Appalachian Home Infusion, LLC	..GA	.....NIA	Paragon Healthcare, Inc.	Ownership	100.000	Elevalance Health, Inc.	.....NO	
.0671	Elevalance Health, Inc.		87-4518697		0001156039		APR, LLC	..IN	.....NIA	ATH Holding Company, LLC	Ownership	100.000	Elevalance Health, Inc.	.....NO	
.0671	Elevalance Health, Inc.		95-4640529		0001156039		Arcus Enterprises, Inc.	..DE	.....NIA	Anthem Holding Corp.	Ownership	100.000	Elevalance Health, Inc.	.....NO	
.0671	Elevalance Health, Inc.		35-1292384		0001156039		Associated Group, Inc.	..IN	.....NIA	Anthem Insurance Companies, Inc.	Ownership	100.000	Elevalance Health, Inc.	.....NO	
.0671	Elevalance Health, Inc.		11-3713086		0001156039		ATH Holding Company, LLC	..IN	.....UIP	Elevalance Health, Inc.	Ownership	100.000	Elevalance Health, Inc.	.....NO	
.0671	Elevalance Health, Inc.		35-2129194		0001156039		AUMSI UM Services, Inc.	..IN	.....NIA	Wellpoint Specialty Services, Inc.	Ownership	100.000	Elevalance Health, Inc.	.....NO	
.0671	Elevalance Health, Inc.		66-0957393		0001156039		Best Transportation of PR, LLC	..PR	.....NIA	MMM Transportation, LLC	Ownership	51.000	Elevalance Health, Inc.	.....NO	0113
.0671	Elevalance Health, Inc.		85-0609453		0001156039		BioPlus Parent, LLC	..DE	.....NIA	ATH Holding Company, LLC	Ownership	100.000	Elevalance Health, Inc.	.....NO	
.0671	Elevalance Health, Inc.		33-1465119		0001156039		BioPlus Specialty Holding Company, LLC	..IN	.....NIA	ELV Holding Company 3, LLC	Ownership	100.000	Elevalance Health, Inc.	.....NO	
.0671	Elevalance Health, Inc.		81-0575008		0001156039		BioPlus Specialty Infusion AL, LLC	..AL	.....NIA	BioPlus Specialty Infusion Holdings, Inc.	Ownership	100.000	Elevalance Health, Inc.	.....NO	
.0671	Elevalance Health, Inc.		20-3499500		0001156039		BioPlus Specialty Infusion CA, LLC	..CA	.....NIA	BioPlus Specialty Infusion Holdings, Inc.	Ownership	100.000	Elevalance Health, Inc.	.....NO	
.0671	Elevalance Health, Inc.		27-1853694		0001156039		BioPlus Specialty Infusion TX, LLC	..TX	.....NIA	BioPlus Specialty Infusion Holdings, Inc.	Ownership	100.000	Elevalance Health, Inc.	.....NO	
.0671	Elevalance Health, Inc.		45-4958559		0001156039		BioPlus Specialty Infusion Holdings, Inc.	..DE	.....NIA	BioPlus Specialty Pharmacy Holdings II, Inc.	Ownership	100.000	Elevalance Health, Inc.	.....NO	
.0671	Elevalance Health, Inc.		45-4958619		0001156039		BioPlus Specialty Pharmacy CA, LLC	..CA	.....NIA	BioPlus Specialty Pharmacy Holdings II, Inc.	Ownership	100.000	Elevalance Health, Inc.	.....NO	
.0671	Elevalance Health, Inc.		26-1136549		0001156039		BioPlus Specialty Pharmacy LA, LLC	..LA	.....NIA	BioPlus Specialty Pharmacy Holdings II, Inc.	Ownership	100.000	Elevalance Health, Inc.	.....NO	
.0671	Elevalance Health, Inc.		45-1501538		0001156039		BioPlus Specialty Pharmacy FL 2, LLC	..FL	.....NIA	BioPlus Specialty Pharmacy Holdings 3, LLC	Ownership	100.000	Elevalance Health, Inc.	.....NO	
.0671	Elevalance Health, Inc.		74-3195235		0001156039		BioPlus Specialty Pharmacy Holdings, Inc.	..DE	.....NIA	BioPlus Specialty Holding Company, LLC	Ownership	100.000	Elevalance Health, Inc.	.....NO	
.0671	Elevalance Health, Inc.		45-4958358		0001156039		BioPlus Specialty Pharmacy Holdings I, Inc.	..DE	.....NIA	BioPlus Specialty Pharmacy Holdings, Inc.	Ownership	100.000	Elevalance Health, Inc.	.....NO	
.0671	Elevalance Health, Inc.		45-4958481		0001156039		BioPlus Specialty Pharmacy Holdings II, Inc.	..DE	.....NIA	BioPlus Specialty Pharmacy Holdings I, Inc.	Ownership	100.000	Elevalance Health, Inc.	.....NO	

STATEMENT AS OF SEPTEMBER 30, 2025 OF THE Wellpoint Tennessee, Inc.

**SCHEDULE Y**  
**PART 1A - DETAILS OF INSURANCE HOLDING COMPANY SYSTEM**

1	2	3	4	5	6	7	8	9	10	11	12	13	14	15	16
Group Code	Group Name	NAIC Company Code	ID Number	Federal RSSD	CIK	Name of Securities Exchange if Publicly Traded (U.S. or International)	Names of Parent, Subsidiaries Or Affiliates	Domiciliary Location	Relationship to Reporting Entity	Directly Controlled by (Name of Entity/Person)	Type of Control (Ownership, Board, Management, Attorney-in-Fact, Influence, Other)	If Control is Ownership Provide Percentage	Ultimate Controlling Entity(ies)/Person(s)	Is an SCA Filing Required? (Yes/No)	*
.0671	Elevance Health, Inc.		45-1501638		0001156039		BioPlus Specialty Pharmacy Holdings 3, LLC	..DE	..NIA	BioPlus Specialty Pharmacy Holdings 11, Inc.	Ownership	100.000	Elevance Health, Inc.	..NO	
.0671	Elevance Health, Inc.		59-3622808		0001156039		BioPlus Specialty Pharmacy, Inc.	..FL	..NIA	BioPlus Specialty Pharmacy Holdings, Inc.	Ownership	100.000	Elevance Health, Inc.	..NO	
.0671	Elevance Health, Inc.		59-2920860		0001156039		BioPlus Specialty Pharmacy Services, LLC	..FL	..NIA	BioPlus Parent, LLC	Ownership	100.000	Elevance Health, Inc.	..NO	
.0671	Elevance Health, Inc.	96962	58-1638390		0001156039		Blue Cross Blue Shield Healthcare Plan of Georgia, Inc.	..GA	..IA	Cerulean Companies, Inc.	Ownership	100.000	Elevance Health, Inc.	..NO	
.0671	Elevance Health, Inc.	54003	39-0138065		0001156039		Blue Cross Blue Shield of Wisconsin	..WI	..IA	Crossroads Acquisition Corp.	Ownership	100.000	Elevance Health, Inc.	..NO	
.0671	Elevance Health, Inc.		95-3760980		0001156039		Blue Cross of California	..CA	..IA	WellPoint California Services, Inc.	Ownership	100.000	Elevance Health, Inc.	..NO	0100
.0671	Elevance Health, Inc.		20-2994048		0001156039		Blue Cross of California Partnership Plan, Inc.	..CA	..IA	Blue Cross of California	Ownership	100.000	Elevance Health, Inc.	..NO	0100
.0671	Elevance Health, Inc.		0001156039		0001156039		Boehm & Associates, LLC	..CA	..NIA	The 4600 Group Holdings, LLC	Ownership	100.000	Elevance Health, Inc.	..NO	
.0671	Elevance Health, Inc.	13164	26-2127080		0001156039		Capricorn Holdco, Inc.	..IN	..IA	Anthem Insurance Companies, Inc.	Ownership	100.000	Elevance Health, Inc.	..NO	
.0671	Elevance Health, Inc.		0001156039		0001156039		Carebridge Holding Company, LLC	..IN	..NIA	ELV Holding Company 4, LLC	Ownership	100.000	Elevance Health, Inc.	..NO	
.0671	Elevance Health, Inc.		82-5334761		0001156039		Carelon Behavioral Care, Inc.	..DE	..NIA	Carelon Behavioral Health Holdings, Inc.	Ownership	100.000	Elevance Health, Inc.	..NO	
.0671	Elevance Health, Inc.		13-39324920		0001156039		Carelon Behavioral Health IPA, Inc.	..NY	..NIA	Carelon Behavioral Health, Inc.	Ownership	100.000	Elevance Health, Inc.	..NO	
.0671	Elevance Health, Inc.		95-4297571		0001156039		Carelon Behavioral Health of California, Inc.	..CA	..IA	Carelon Behavioral Health, Inc.	Ownership	100.000	Elevance Health, Inc.	..NO	0100
.0671	Elevance Health, Inc.		54-1230110		0001156039		Carelon Behavioral Health Holdings, Inc.	..VA	..NIA	Carelon, Inc.	Ownership	100.000	Elevance Health, Inc.	..NO	
.0671	Elevance Health, Inc.		45-5208205		0001156039		Carelon Behavioral Health Strategies IPA, LLC	..NY	..NIA	Carelon Behavioral Health Strategies, LLC	Ownership	100.000	Elevance Health, Inc.	..NO	
.0671	Elevance Health, Inc.		04-3324848		0001156039		Carelon Behavioral Health Strategies, LLC	..MA	..NIA	Beacon Health Financing LLC	Ownership	100.000	Elevance Health, Inc.	..NO	
.0671	Elevance Health, Inc.		54-1414194		0001156039		Carelon Behavioral Health, Inc.	..VA	..NIA	Carelon Behavioral Health Holdings, Inc.	Ownership	100.000	Elevance Health, Inc.	..NO	
.0671	Elevance Health, Inc.		98-1492098		0001156039		Carelon Digital Platforms Israel Ltd.	..ISR	..NIA	Carelon Holdings I, Inc.	Ownership	100.000	Elevance Health, Inc.	..NO	
.0671	Elevance Health, Inc.		84-1782311		0001156039		Carelon Digital Platforms, Inc.	..IN	..NIA	ATH Holding Company, LLC	Ownership	100.000	Elevance Health, Inc.	..NO	
.0671	Elevance Health, Inc.		46-0613946		0001156039		Carelon Employment Company, LLC.	..IN	..NIA	The Elevance Health Companies, Inc.	Ownership	100.000	Elevance Health, Inc.	..NO	
.0671	Elevance Health, Inc.		98-1397080		0001156039		Carelon Global Solutions India LLP	..IN	..NIA	Carelon Holdings I, Inc.	Ownership	99.000	Elevance Health, Inc.	..NO	
.0671	Elevance Health, Inc.		98-1397080		0001156039		Carelon Global Solutions India LLP	..IN	..NIA	Carelon Holdings II, LLC	Ownership	1.000	Elevance Health, Inc.	..NO	
.0671	Elevance Health, Inc.		0001156039		0001156039		Carelon Global Solutions Ireland Limited	..IRL	..NIA	Carelon Holdings I, Inc.	Ownership	100.000	Elevance Health, Inc.	..NO	
.0671	Elevance Health, Inc.		98-1490582		0001156039		Carelon Global Solutions Philippines, Inc.	..PHL	..NIA	Carelon Holdings I, Inc.	Ownership	100.000	Elevance Health, Inc.	..NO	
.0671	Elevance Health, Inc.		66-0976533		0001156039		Carelon Global Solutions Puerto Rico, L.L.C.	..PR	..NIA	Carelon Holdings I, Inc.	Ownership	100.000	Elevance Health, Inc.	..NO	
.0671	Elevance Health, Inc.		87-2164713		0001156039		Carelon Global Solutions U.S., Inc.	..IN	..NIA	Carelon Holdings I, Inc.	Ownership	100.000	Elevance Health, Inc.	..NO	
.0671	Elevance Health, Inc.		45-4238555		0001156039		Carelon Health Federal Services, Inc.	..VA	..NIA	Carelon Behavioral Health, Inc.	Ownership	100.000	Elevance Health, Inc.	..NO	
.0671	Elevance Health, Inc.		0001156039		0001156039		Carelon Health, Inc.	..IN	..NIA	Carelon, Inc.	Ownership	100.000	Elevance Health, Inc.	..NO	
.0671	Elevance Health, Inc.	15448	46-2053405		0001156039		Carelon Health of New Jersey, Inc.	..NJ	..IA	Carelon Behavioral Health, Inc.	Ownership	100.000	Elevance Health, Inc.	..NO	
.0671	Elevance Health, Inc.	47025	23-2918735		0001156039		Carelon Health of Pennsylvania, Inc.	..PA	..IA	Carelon Behavioral Health, Inc.	Ownership	100.000	Elevance Health, Inc.	..NO	
.0671	Elevance Health, Inc.		81-4603181		0001156039		Carelon Health of Texas	..TX	..NIA	Carelon Medical Benefits Management, Inc.	Ownership	100.000	Elevance Health, Inc.	..NO	
.0671	Elevance Health, Inc.		54-1237939		0001156039		Carelon Health Solutions, Inc.	..VA	..NIA	Southeast Services, Inc.	Ownership	100.000	Elevance Health, Inc.	..NO	
.0671	Elevance Health, Inc.		82-3030791		0001156039		Carelon Holdings I, Inc.	..IN	..NIA	Elevance Health, Inc.	Ownership	100.000	Elevance Health, Inc.	..NO	
.0671	Elevance Health, Inc.		82-3031178		0001156039		Carelon Holdings II, LLC	..IN	..NIA	Carelon Holdings I, Inc.	Ownership	100.000	Elevance Health, Inc.	..NO	
.0671	Elevance Health, Inc.		82-3027094		0001156039		Carelon, Inc.	..IN	..NIA	Elevance Health, Inc.	Ownership	100.000	Elevance Health, Inc.	..NO	
.0671	Elevance Health, Inc.		85-0541810		0001156039		Carelon Insights IPA of New York, LLC	..NY	..NIA	Carelon Medical Benefits Management, Inc.	Ownership	100.000	Elevance Health, Inc.	..NO	
.0671	Elevance Health, Inc.		82-3300542		0001156039		Carelon Insights, Inc.	..IN	..NIA	Carelon, Inc.	Ownership	100.000	Elevance Health, Inc.	..NO	
.0671	Elevance Health, Inc.		36-3692630		0001156039		Carelon Medical Benefits Management, Inc.	..IL	..NIA	Carelon Insights, Inc.	Ownership	100.000	Elevance Health, Inc.	..NO	
.0671	Elevance Health, Inc.		90-1057454		0001156039		Carelon Palliative Care, Inc.	..DE	..NIA	Nash Holding Company, LLC	Ownership	100.000	Elevance Health, Inc.	..NO	
.0671	Elevance Health, Inc.		51-0365660		0001156039		Carelon Research, Inc.	..DE	..NIA	Arcus Enterprises, Inc.	Ownership	100.000	Elevance Health, Inc.	..NO	
.0671	Elevance Health, Inc.		39-2013971		0001156039		Carelon Subrogation, LLC	..WI	..NIA	Compcare Health Services Insurance Corporation	Ownership	100.000	Elevance Health, Inc.	..NO	
.0671	Elevance Health, Inc.		47-3025203		0001156039		CarelonRx Pharmacy, Inc.	..DE	..NIA	CarelonRx, Inc.	Ownership	100.000	Elevance Health, Inc.	..NO	
.0671	Elevance Health, Inc.		82-3062245		0001156039		CarelonRx, Inc.	..IN	..NIA	Carelon, Inc.	Ownership	100.000	Elevance Health, Inc.	..NO	

STATEMENT AS OF SEPTEMBER 30, 2025 OF THE Wellpoint Tennessee, Inc.

**SCHEDULE Y**  
**PART 1A - DETAILS OF INSURANCE HOLDING COMPANY SYSTEM**

1	2	3	4	5	6	7	8	9	10	11	12	13	14	15	16
Group Code	Group Name	NAIC Company Code	ID Number	Federal RSSD	CIK	Name of Securities Exchange if Publicly Traded (U.S. or International)	Names of Parent, Subsidiaries Or Affiliates	Domiciliary Location	Relationship to Reporting Entity	Directly Controlled by (Name of Entity/Person)	Type of Control (Ownership, Board, Management, Attorney-in-Fact, Influence, Other)	If Control is Ownership Provide Percentage	Ultimate Controlling Entity(ies)/Person(s)	Is an SCA Filing Required? (Yes/No)	*
.0671	Elevance Health, Inc.		62-165574		0001156039		Caremax Pharmacy of Loudon, Inc.	..TN.....	..NIA.....	PathWrite, Inc.	Ownership.....	100.000	Elevance Health, Inc.	..NO.....	
.0671	Elevance Health, Inc.		66-0787011		0001156039		Caribbean Accountable Care, LLC	..PR.....	..NIA.....	MSO of Puerto Rico, LLC	Ownership.....	100.000	Elevance Health, Inc.	..NO.....	
.0671	Elevance Health, Inc.		66-0554720		0001156039		Castellana Physician Services, LLC	..PR.....	..NIA.....	IPA Holdings, LLC	Ownership.....	100.000	Elevance Health, Inc.	..NO.....	
.0671	Elevance Health, Inc.	16345	82-1853423		0001156039		CCHA, LLC	..CO.....	..IA.....	Anthem Partnership Holding Company, LLC	Ownership.....	50.000	Elevance Health, Inc.	..NO.....	0101
.0671	Elevance Health, Inc.		45-3956774		0001156039		Centers Plan for Healthy Living, LLC	..NY.....	..NIA.....	Wellpoint Corporation	Ownership.....	100.000	Elevance Health, Inc.	..NO.....	0100
.0671	Elevance Health, Inc.		66-0695526		0001156039		Centros de Medicina Primaria Advantage del Norte, LLC	..PR.....	..NIA.....	PHM MultiSalud, LLC	Ownership.....	100.000	Elevance Health, Inc.	..NO.....	
.0671	Elevance Health, Inc.		66-0519243		0001156039		Centros Medicina Familiar del Norte, LLC	..PR.....	..NIA.....	PHM MultiSalud, LLC	Ownership.....	100.000	Elevance Health, Inc.	..NO.....	
.0671	Elevance Health, Inc.		66-0530940		0001156039		Centros Medicos Unidos del Oeste, LLC	..PR.....	..NIA.....	PHM MultiSalud, LLC	Ownership.....	100.000	Elevance Health, Inc.	..NO.....	
.0671	Elevance Health, Inc.		58-2217138		0001156039		Cerulean Companies, Inc.	..GA.....	..NIA.....	Anthem Holding Corp.	Ownership.....	100.000	Elevance Health, Inc.	..NO.....	
.0671	Elevance Health, Inc.		66-0947829		0001156039		Clinica Todo Salud, LLC	..PR.....	..NIA.....	MSO Holdings, LLC	Ownership.....	100.000	Elevance Health, Inc.	..NO.....	
.0671	Elevance Health, Inc.		66-0947900		0001156039		Clinica Todo Salud-Aibonito, LLC	..PR.....	..NIA.....	Clinica Todo Salud, LLC	Ownership.....	100.000	Elevance Health, Inc.	..NO.....	
.0671	Elevance Health, Inc.		66-0964118		0001156039		Clinical Staff Solutions, LLC	..PR.....	..NIA.....	MSO Holdings, LLC	Ownership.....	100.000	Elevance Health, Inc.	..NO.....	
.0671	Elevance Health, Inc.		84-1470861		0001156039		Colorado State Infusion, Inc.	..CO.....	..NIA.....	PathWrite, Inc.	Ownership.....	100.000	Elevance Health, Inc.	..NO.....	
.0671	Elevance Health, Inc.		84-4838726		0001156039		Coltello Pharmaceuticals, LLC	..TX.....	..NIA.....	Paragon Healthcare, Inc.	Ownership.....	100.000	Elevance Health, Inc.	..NO.....	
.0671	Elevance Health, Inc.	14276	45-3358287		0001156039		Community Care Health Plan of Kansas, Inc.	..KS.....	..IA.....	Anthem Partnership Holding Company, LLC	Ownership.....	90.000	Elevance Health, Inc.	..NO.....	0110
.0671	Elevance Health, Inc.	14064	26-4674149		0001156039		Community Care Health Plan of Louisiana, Inc.	..LA.....	..IA.....	Anthem Partnership Holding Company, LLC	Ownership.....	75.000	Elevance Health, Inc.	..NO.....	0103
.0671	Elevance Health, Inc.	15951	47-5456872		0001156039		Community Care Health Plan of Nebraska, Inc.	..NE.....	..IA.....	Anthem Partnership Holding Company, LLC	Ownership.....	95.000	Elevance Health, Inc.	..NO.....	0108
.0671	Elevance Health, Inc.	12586	20-3317697		0001156039		Community Care Health Plan of Nevada, Inc.	..NV.....	..IA.....	Wellpoint Corporation	Ownership.....	100.000	Elevance Health, Inc.	..NO.....	
.0671	Elevance Health, Inc.	10345	31-1440175		0001156039		Community Insurance Company	..OH.....	..IA.....	ATH Holding Company, LLC	Ownership.....	100.000	Elevance Health, Inc.	..NO.....	
.0671	Elevance Health, Inc.	95693	39-1462554		0001156039		CompCare Health Services Insurance Corporation	..WI.....	..IA.....	Blue Cross Blue Shield of Wisconsin	Ownership.....	100.000	Elevance Health, Inc.	..NO.....	
.0671	Elevance Health, Inc.		66-0909478		0001156039		Consortio MultiSalud del Oeste, Inc.	..PR.....	..NIA.....	Centros Medicos Unidos del Oeste, LLC	Ownership.....	81.000	Elevance Health, Inc.	..NO.....	0102
.0671	Elevance Health, Inc.		20-0334650		0001156039		Crossroads Acquisition Corp.	..DE.....	..NIA.....	Anthem Holding Corp.	Ownership.....	100.000	Elevance Health, Inc.	..NO.....	
.0671	Elevance Health, Inc.		41-1905556		0001156039		DeCare Analytics, LLC	..MN.....	..NIA.....	DeCare Dental, LLC	Ownership.....	100.000	Elevance Health, Inc.	..NO.....	
.0671	Elevance Health, Inc.		02-0574609		0001156039		DeCare Dental Health International, LLC	..MN.....	..NIA.....	DeCare Dental, LLC	Ownership.....	100.000	Elevance Health, Inc.	..NO.....	
.0671	Elevance Health, Inc.				0001156039		DeCare Dental Insurance Ireland, Ltd.	..IRL.....	..NIA.....	DeCare Dental, LLC	Ownership.....	100.000	Elevance Health, Inc.	..NO.....	
.0671	Elevance Health, Inc.		73-1665525		0001156039		DeCare Dental Networks, LLC	..MN.....	..NIA.....	DeCare Dental, LLC	Ownership.....	100.000	Elevance Health, Inc.	..NO.....	
.0671	Elevance Health, Inc.		01-0822645		0001156039		DeCare Dental, LLC	..MN.....	..NIA.....	Anthem Holding Corp.	Ownership.....	100.000	Elevance Health, Inc.	..NO.....	
.0671	Elevance Health, Inc.				0001156039		DeCare Operations Ireland, Limited	..IRL.....	..NIA.....	DeCare Dental, LLC	Ownership.....	100.000	Elevance Health, Inc.	..NO.....	
.0671	Elevance Health, Inc.		20-0660775		0001156039		Delivery Network, LLC	..FL.....	..NIA.....	Highland Acquisition Holdings, LLC	Ownership.....	100.000	Elevance Health, Inc.	..NO.....	
.0671	Elevance Health, Inc.		66-0948046		0001156039		Dental Services Organization, LLC	..PR.....	..NIA.....	Clinica Todo Salud, LLC	Ownership.....	100.000	Elevance Health, Inc.	..NO.....	
.0671	Elevance Health, Inc.		26-2544715		0001156039		Designated Agent Company, Inc.	..KY.....	..NIA.....	Anthem Health Plans of Kentucky, Inc.	Ownership.....	100.000	Elevance Health, Inc.	..NO.....	
.0671	Elevance Health, Inc.		45-3666871		0001156039		Dogwood Pharmacy, LLC	..FL.....	..NIA.....	BioPlus Parent, LLC	Ownership.....	100.000	Elevance Health, Inc.	..NO.....	
.0671	Elevance Health, Inc.		27-2844373		0001156039		EasyScripts Cutler Bay, LLC	..FL.....	..NIA.....	Highland Acquisition Holdings, LLC	Ownership.....	100.000	Elevance Health, Inc.	..NO.....	
.0671	Elevance Health, Inc.		26-2974996		0001156039		EasyScripts Hialeah, LLC	..FL.....	..NIA.....	Highland Acquisition Holdings, LLC	Ownership.....	100.000	Elevance Health, Inc.	..NO.....	
.0671	Elevance Health, Inc.		30-0478573		0001156039		EasyScripts LLC	..FL.....	..NIA.....	Highland Acquisition Holdings, LLC	Ownership.....	100.000	Elevance Health, Inc.	..NO.....	
.0671	Elevance Health, Inc.		46-0613819		0001156039		EasyScripts Westchester, LLC	..FL.....	..NIA.....	Highland Acquisition Holdings, LLC	Ownership.....	100.000	Elevance Health, Inc.	..NO.....	
.0671	Elevance Health, Inc.		45-2736438		0001156039		Elevance Health Information Technology Services, Inc.	..CA.....	..NIA.....	Blue Cross of California	Ownership.....	100.000	Elevance Health, Inc.	..NO.....	
.0671	Elevance Health, Inc.		35-2145715		0001156039	New York Stock Exchange (NYSE)	Elevance Health, Inc.	..IN.....	..UIP.....				Elevance Health, Inc.	..NO.....	
.0671	Elevance Health, Inc.				0001156039		ELV Holding Company 4, LLC	..IN.....	..NIA.....	ATH Holding Company, LLC	Ownership.....	100.000	Elevance Health, Inc.	..NO.....	
.0671	Elevance Health, Inc.		33-1446422		0001156039		ELV Holding Company 3, LLC	..IN.....	..NIA.....	ATH Holding Company, LLC	Ownership.....	100.000	Elevance Health, Inc.	..NO.....	
.0671	Elevance Health, Inc.		99-1735633		0001156039		ELV Holding Company 2, LLC	..IN.....	..NIA.....	ATH Holding Company, LLC	Ownership.....	100.000	Elevance Health, Inc.	..NO.....	
.0671	Elevance Health, Inc.		93-3287081		0001156039		ELV Holding Company, LLC	..IN.....	..NIA.....	ATH Holding Company, LLC	Ownership.....	100.000	Elevance Health, Inc.	..NO.....	
.0671	Elevance Health, Inc.		66-0616318		0001156039		Farmacia Doral, Inc.	..PR.....	..NIA.....	BioPlus Specialty Pharmacy, Inc.	Ownership.....	100.000	Elevance Health, Inc.	..NO.....	
.0671	Elevance Health, Inc.		26-4286154		0001156039		Federal Government Solutions, LLC	..WI.....	..NIA.....	ATH Holding Company, LLC	Ownership.....	100.000	Elevance Health, Inc.	..NO.....	
.0671	Elevance Health, Inc.	10119	41-2128275		0001156039		Freedom Health, Inc.	..FL.....	..IA.....	Wellpoint Corporation	Ownership.....	100.000	Elevance Health, Inc.	..NO.....	

STATEMENT AS OF SEPTEMBER 30, 2025 OF THE Wellpoint Tennessee, Inc.

**SCHEDULE Y**  
**PART 1A - DETAILS OF INSURANCE HOLDING COMPANY SYSTEM**

1	2	3	4	5	6	7	8	9	10	11	12	13	14	15	16
Group Code	Group Name	NAIC Company Code	ID Number	Federal RSSD	CIK	Name of Securities Exchange if Publicly Traded (U.S. or International)	Names of Parent, Subsidiaries Or Affiliates	Domiciliary Location	Relationship to Reporting Entity	Directly Controlled by (Name of Entity/Person)	Type of Control (Ownership, Board, Management, Attorney-in-Fact, Influence, Other)	If Control is Ownership Provide Percentage	Ultimate Controlling Entity(ies)/Person(s)	Is an SCA Filing Required? (Yes/No)	*
.0671	Elevance Health, Inc.				0001156039		Freedom SPV, Inc.	DE	NIA	ATH Holding Company, LLC	Ownership	100.000	Elevance Health, Inc.	NO	
.0671	Elevance Health, Inc.				0001156039		Government Healthcare Solutions LLC	DE	NIA	National Government Services, Inc.	Ownership	49.000	Elevance Health, Inc.	NO	0112
.0671	Elevance Health, Inc.		84-4672692		0001156039		GR Health Solutions LLC	PA	NIA	Anthem Partnership Holding Company, LLC	Ownership	50.000	Elevance Health, Inc.	NO	0106
.0671	Elevance Health, Inc.	93521	95-3670351		0001156039		Granular Insurance Company	SC	IA	ATH Holding Company, LLC	Ownership	100.000	Elevance Health, Inc.	NO	
.0671	Elevance Health, Inc.		92-0268281		0001156039		GranularRe, Inc.	SC	IA	ATH Holding Company, LLC	Ownership	100.000	Elevance Health, Inc.	NO	0100
.0671	Elevance Health, Inc.	12812	30-0326654		0001156039		Group Retiree Health Solutions, Inc.	PA	IA	GR Health Solutions LLC	Ownership	100.000	Elevance Health, Inc.	NO	
.0671	Elevance Health, Inc.		66-0695527		0001156039		Grupo Advantage del Oeste, LLC	PR	NIA	PHM MultiSalud, LLC	Ownership	100.000	Elevance Health, Inc.	NO	
.0671	Elevance Health, Inc.		66-0927403		0001156039		Grupo Advantage Metro, LLC	PR	NIA	PHM MultiSalud, LLC	Ownership	100.000	Elevance Health, Inc.	NO	
.0671	Elevance Health, Inc.		46-4122139		0001156039		HaloCare Specialty Therapeutics, LLC	LA	NIA	Paragon Hemophilia Solutions, Inc.	Ownership	100.000	Elevance Health, Inc.	NO	
.0671	Elevance Health, Inc.		36-3897701		0001156039		Health Ventures Partner, L.L.C.	IL	NIA	Wellpoint National Services, Inc.	Ownership	100.000	Elevance Health, Inc.	NO	
.0671	Elevance Health, Inc.		20-8188236		0001156039		Healthcare Subrogation Group, LLC	DE	NIA	Carelon Insights, Inc.	Ownership	100.000	Elevance Health, Inc.	NO	
.0671	Elevance Health, Inc.	95169	54-1356687		0001156039		HealthKeepers, Inc.	VA	IA	Anthem Southeast, Inc.	Ownership	92.510	Elevance Health, Inc.	NO	
.0671	Elevance Health, Inc.	95169	54-1356687		0001156039		HealthKeepers, Inc.	VA	IA	Wellpoint National Services, Inc.	Ownership	7.490	Elevance Health, Inc.	NO	
.0671	Elevance Health, Inc.		43-1616135		0001156039		HealthLink Administrators, Inc.	MO	NIA	HealthLink, Inc.	Ownership	100.000	Elevance Health, Inc.	NO	
.0671	Elevance Health, Inc.		43-1364135		0001156039		HealthLink, Inc.	IL	NIA	RightCHOICE Managed Care, Inc.	Ownership	100.000	Elevance Health, Inc.	NO	
.0671	Elevance Health, Inc.	10122	20-0982649		0001156039		HealthSun Health Plans, Inc.	FL	IA	Wellpoint Corporation	Ownership	100.000	Elevance Health, Inc.	NO	
.0671	Elevance Health, Inc.		46-3434016		0001156039		HealthSun Physicians Network I, LLC	FL	NIA	HealthSun Physicians Network, LLC	Ownership	100.000	Elevance Health, Inc.	NO	
.0671	Elevance Health, Inc.		46-5250294		0001156039		HealthSun Physicians Network, LLC	FL	NIA	Delivery Network, LLC	Ownership	100.000	Elevance Health, Inc.	NO	
.0671	Elevance Health, Inc.	78972	86-0257201		0001156039		Healthy Alliance Life Insurance Company	MO	IA	RightCHOICE Managed Care, Inc.	Ownership	100.000	Elevance Health, Inc.	NO	
.0671	Elevance Health, Inc.		81-3471305		0001156039		Highland Acquisition Holdings, LLC	DE	NIA	Highland Intermediate Holdings, LLC	Ownership	100.000	Elevance Health, Inc.	NO	
.0671	Elevance Health, Inc.		81-3487249		0001156039		Highland Intermediate Holdings, LLC	DE	NIA	Highland Investor Holdings, LLC	Ownership	100.000	Elevance Health, Inc.	NO	
.0671	Elevance Health, Inc.		81-3493196		0001156039		Highland Investor Holdings, LLC	DE	NIA	ATH Holding Company, LLC	Ownership	98.000	Elevance Health, Inc.	NO	
.0671	Elevance Health, Inc.		81-3493196		0001156039		Highland Investor Holdings, LLC	DE	NIA	Wellpoint Corporation	Ownership	2.000	Elevance Health, Inc.	NO	
.0671	Elevance Health, Inc.	95473	84-1017384		0001156039		HMO Colorado, Inc.	CO	IA	Rocky Mountain Hospital and Medical Service, Inc.	Ownership	100.000	Elevance Health, Inc.	NO	
.0671	Elevance Health, Inc.	95358	37-1216698		0001156039		HMO Missouri, Inc.	MO	IA	RightCHOICE Managed Care, Inc.	Ownership	100.000	Elevance Health, Inc.	NO	
.0671	Elevance Health, Inc.		83-2158120		0001156039		IEC Group Holdings, Inc.	ID	NIA	ATH Holding Company, LLC	Ownership	100.000	Elevance Health, Inc.	NO	
.0671	Elevance Health, Inc.		82-0497661		0001156039		IEC Group, Inc. d/b/a AmeriBen	ID	NIA	IEC Group Holdings, Inc.	Ownership	100.000	Elevance Health, Inc.	NO	
.0671	Elevance Health, Inc.		66-0884762		0001156039		InHealth Management, LLC	PR	NIA	MSO Holdings, LLC	Ownership	100.000	Elevance Health, Inc.	NO	
.0671	Elevance Health, Inc.		90-0213778		0001156039		Innovative Infusions, LLC	TX	NIA	Paragon Healthcare, Inc.	Ownership	100.000	Elevance Health, Inc.	NO	
.0671	Elevance Health, Inc.		87-4479408		0001156039		Innovative Pharmacy Services, LLC	TX	NIA	Paragon Healthcare, Inc.	Ownership	100.000	Elevance Health, Inc.	NO	
.0671	Elevance Health, Inc.		20-1866944		0001156039		InSite Therapy Centers, LLC	TX	NIA	Paragon Healthcare, Inc.	Ownership	100.000	Elevance Health, Inc.	NO	
.0671	Elevance Health, Inc.		66-0959260		0001156039		IPA Holdings, LLC	PR	NIA	MSO Holdings, LLC	Ownership	100.000	Elevance Health, Inc.	NO	
.0671	Elevance Health, Inc.		81-3466504		0001156039		LDNR Pharmacy, Inc.	CA	NIA	Paragon Hemophilia Solutions, Inc.	Ownership	100.000	Elevance Health, Inc.	NO	
.0671	Elevance Health, Inc.		02-0581429		0001156039		Living Complete Technologies, Inc.	MD	NIA	Carelon Behavioral Health, Inc.	Ownership	100.000	Elevance Health, Inc.	NO	
.0671	Elevance Health, Inc.		66-0999240		0001156039		MAPR Capital, LLC	PR	NIA	MAPR Global, LLC	Ownership	100.000	Elevance Health, Inc.	NO	
.0671	Elevance Health, Inc.		66-0999355		0001156039		MAPR Global, LLC	PR	NIA	APR, LLC	Ownership	100.000	Elevance Health, Inc.	NO	
.0671	Elevance Health, Inc.		66-0999498		0001156039		MAPR Holdings, LLC	PR	NIA	MAPR Capital, LLC	Ownership	100.000	Elevance Health, Inc.	NO	
.0671	Elevance Health, Inc.		04-3307857		0001156039		Massachusetts Behavioral Health Partnership	MA	NIA	Carelon Behavioral Health, Inc.	Ownership	50.000	Elevance Health, Inc.	NO	
.0671	Elevance Health, Inc.		04-3307857		0001156039		Massachusetts Behavioral Health Partnership	MA	NIA	OPTIONS Health Care, Inc.	Ownership	50.000	Elevance Health, Inc.	NO	
.0671	Elevance Health, Inc.	95527	02-0494919		0001156039		Matthew Thornton Health Plan, Inc.	NH	IA	Anthem Health Plans of New Hampshire, Inc.	Ownership	100.000	Elevance Health, Inc.	NO	
.0671	Elevance Health, Inc.		66-0823267		0001156039		Medical Dental Network Management, LLC	PR	NIA	MMM Holdings, LLC	Ownership	100.000	Elevance Health, Inc.	NO	
.0671	Elevance Health, Inc.		05-0616063		0001156039		Medway Infusion Services, LLC	TX	NIA	PathWrite, Inc.	Ownership	100.000	Elevance Health, Inc.	NO	
.0671	Elevance Health, Inc.	12913	20-5862801		0001156039		Missouri Care, Incorporated	MO	IA	ATH Holding Company, LLC	Ownership	100.000	Elevance Health, Inc.	NO	
.0671	Elevance Health, Inc.	11157	66-0588600		0001156039		MMM Healthcare, LLC	PR	IA	MMM Holdings, LLC	Ownership	100.000	Elevance Health, Inc.	NO	
.0671	Elevance Health, Inc.		66-0649625		0001156039		MMM Holdings, LLC	PR	NIA	MAPR Holdings, LLC	Ownership	100.000	Elevance Health, Inc.	NO	
.0671	Elevance Health, Inc.	12534	66-0653763		0001156039		MMM Multi Health, LLC	PR	IA	MMM Holdings, LLC	Ownership	100.000	Elevance Health, Inc.	NO	
.0671	Elevance Health, Inc.		66-1002779		0001156039		MMM Transportation, LLC	PR	NIA	MSO Holdings, LLC	Ownership	100.000	Elevance Health, Inc.	NO	

STATEMENT AS OF SEPTEMBER 30, 2025 OF THE Wellpoint Tennessee, Inc.

**SCHEDULE Y**  
**PART 1A - DETAILS OF INSURANCE HOLDING COMPANY SYSTEM**

1	2	3	4	5	6	7	8	9	10	11	12	13	14	15	16
Group Code	Group Name	NAIC Company Code	ID Number	Federal RSSD	CIK	Name of Securities Exchange if Publicly Traded (U.S. or International)	Names of Parent, Subsidiaries Or Affiliates	Domi-ciliary Location	Relation-ship to Reporting Entity	Directly Controlled by (Name of Entity/Person)	Type of Control (Ownership, Board, Management, Attorney-in-Fact, Influence, Other)	If Control is Ownership Provide Percentage	Ultimate Controlling Entity(ies)/Person(s)	Is an SCA Filing Re-quired? (Yes/No)	*
.0671	Elevance Health, Inc.		82-4684953		0001156039		Momentum Health Partners, LLC	..NC.....	..NIA.....	Anthem Partnership Holding Company, LLC	Ownership.....	..50.000	Elevance Health, Inc.	..NO.....	..0105
.0671	Elevance Health, Inc.		66-0645750		0001156039		MISO Holdings, LLC	..PR.....	..NIA.....	MAPR Capital, LLC	Ownership.....	..100.000	Elevance Health, Inc.	..NO.....	
.0671	Elevance Health, Inc.		66-0719637		0001156039		MISO of Puerto Rico, LLC	..PR.....	..NIA.....	MISO Holdings, LLC	Ownership.....	..100.000	Elevance Health, Inc.	..NO.....	
.0671	Elevance Health, Inc.		83-0892028		0001156039		Nash Holding Company, LLC	..DE.....	..NIA.....	Carelon, Inc.	Ownership.....	..100.000	Elevance Health, Inc.	..NO.....	
.0671	Elevance Health, Inc.		35-1840597		0001156039		National Government Services, Inc.	..IN.....	..NIA.....	Federal Government Solutions, LLC	Ownership.....	..100.000	Elevance Health, Inc.	..NO.....	
.0671	Elevance Health, Inc.		04-2919509		0001156039		New England Research Institute, Inc.	..MA.....	..NIA.....	Carelon Research, Inc.	Ownership.....	..100.000	Elevance Health, Inc.	..NO.....	
.0671	Elevance Health, Inc.		81-5476630		0001156039		NGS Federal, LLC	..IN.....	..NIA.....	Federal Government Solutions, LLC	Ownership.....	..100.000	Elevance Health, Inc.	..NO.....	
.0671	Elevance Health, Inc.	12259	20-1336412		0001156039		Optimum Healthcare, Inc.	..FL.....	..IA.....	Wellpoint Corporation	Ownership.....	..100.000	Elevance Health, Inc.	..NO.....	
.0671	Elevance Health, Inc.		54-1826967		0001156039		OPTIONS Health Care, Inc.	..DE.....	..NIA.....	Carelon Behavioral Health, Inc.	Ownership.....	..100.000	Elevance Health, Inc.	..NO.....	
.0671	Elevance Health, Inc.		45-3280551		0001156039		Paragon Healthcare, Inc.	..TX.....	..NIA.....	PHI Parent LLC	Ownership.....	..100.000	Elevance Health, Inc.	..NO.....	
.0671	Elevance Health, Inc.		20-4608164		0001156039		Paragon Hemophilia Solutions, Inc.	..TX.....	..NIA.....	Paragon Healthcare, Inc.	Ownership.....	..100.000	Elevance Health, Inc.	..NO.....	
.0671	Elevance Health, Inc.		99-1734519		0001156039		Paragon Holding Company, LLC	..IN.....	..NIA.....	ELV Holding Company 2, LLC	Ownership.....	..100.000	Elevance Health, Inc.	..NO.....	
.0671	Elevance Health, Inc.		06-1639157		0001156039		Paragon Infusion Care, Inc.	..TX.....	..NIA.....	Paragon Healthcare, Inc.	Ownership.....	..100.000	Elevance Health, Inc.	..NO.....	
.0671	Elevance Health, Inc.		27-5108451		0001156039		Paragon Nutrition Care LLC	..TX.....	..NIA.....	Paragon Healthcare, Inc.	Ownership.....	..100.000	Elevance Health, Inc.	..NO.....	
.0671	Elevance Health, Inc.		27-1991772		0001156039		Pasteur Medical Bird Road, LLC	..FL.....	..NIA.....	Highland Acquisition Holdings, LLC	Ownership.....	..100.000	Elevance Health, Inc.	..NO.....	
.0671	Elevance Health, Inc.		20-2749389		0001156039		Pasteur Medical Center, LLC	..DE.....	..NIA.....	Highland Acquisition Holdings, LLC	Ownership.....	..100.000	Elevance Health, Inc.	..NO.....	
.0671	Elevance Health, Inc.		27-1366915		0001156039		Pasteur Medical Cutler Bay, LLC	..FL.....	..NIA.....	Highland Acquisition Holdings, LLC	Ownership.....	..100.000	Elevance Health, Inc.	..NO.....	
.0671	Elevance Health, Inc.		20-0610128		0001156039		Pasteur Medical Group, LLC	..FL.....	..NIA.....	Highland Acquisition Holdings, LLC	Ownership.....	..100.000	Elevance Health, Inc.	..NO.....	
.0671	Elevance Health, Inc.		37-1668303		0001156039		Pasteur Medical Hialeah Gardens, LLC	..FL.....	..NIA.....	Highland Acquisition Holdings, LLC	Ownership.....	..100.000	Elevance Health, Inc.	..NO.....	
.0671	Elevance Health, Inc.		47-3464152		0001156039		Pasteur Medical Kendall, LLC	..FL.....	..NIA.....	Highland Acquisition Holdings, LLC	Ownership.....	..100.000	Elevance Health, Inc.	..NO.....	
.0671	Elevance Health, Inc.		27-2810478		0001156039		Pasteur Medical Management, LLC	..FL.....	..NIA.....	Highland Acquisition Holdings, LLC	Ownership.....	..100.000	Elevance Health, Inc.	..NO.....	
.0671	Elevance Health, Inc.		33-1217936		0001156039		Pasteur Medical Miami Gardens, LLC	..FL.....	..NIA.....	Highland Acquisition Holdings, LLC	Ownership.....	..100.000	Elevance Health, Inc.	..NO.....	
.0671	Elevance Health, Inc.		27-2651017		0001156039		Pasteur Medical North Miami Beach, LLC	..FL.....	..NIA.....	Highland Acquisition Holdings, LLC	Ownership.....	..100.000	Elevance Health, Inc.	..NO.....	
.0671	Elevance Health, Inc.		26-0813665		0001156039		Pasteur Medical Partners, LLC	..FL.....	..NIA.....	Highland Acquisition Holdings, LLC	Ownership.....	..100.000	Elevance Health, Inc.	..NO.....	
.0671	Elevance Health, Inc.		75-2908511		0001156039		PathWrite, Inc.	..TX.....	..NIA.....	Paragon Healthcare, Inc.	Ownership.....	..100.000	Elevance Health, Inc.	..NO.....	
.0671	Elevance Health, Inc.		85-1447140		0001156039		PHI Parent LLC	..DE.....	..NIA.....	Paragon Holding Company, LLC	Ownership.....	..100.000	Elevance Health, Inc.	..NO.....	
.0671	Elevance Health, Inc.		66-0693134		0001156039		PHM Healthcare Solutions, Inc.	..PR.....	..NIA.....	Physician Group Practices, LLC	Ownership.....	..100.000	Elevance Health, Inc.	..NO.....	
.0671	Elevance Health, Inc.		66-0864220		0001156039		PHM IntraHospital Physician Group, LLC	..PR.....	..NIA.....	PHM MultiSalud, LLC	Ownership.....	..100.000	Elevance Health, Inc.	..NO.....	
.0671	Elevance Health, Inc.		66-0811976		0001156039		PHM Multidisciplinary Clinic Aguadilla LLC	..PR.....	..NIA.....	PHM MultiDisciplinary Clinic, LLC	Ownership.....	..100.000	Elevance Health, Inc.	..NO.....	
.0671	Elevance Health, Inc.		66-0812014		0001156039		PHM Multidisciplinary Clinic Arecibo LLC	..PR.....	..NIA.....	PHM MultiDisciplinary Clinic, LLC	Ownership.....	..100.000	Elevance Health, Inc.	..NO.....	
.0671	Elevance Health, Inc.		66-0925853		0001156039		PHM Multidisciplinary Clinic Cabo Rojo LLC	..PR.....	..NIA.....	PHM MultiDisciplinary Clinic, LLC	Ownership.....	..100.000	Elevance Health, Inc.	..NO.....	
.0671	Elevance Health, Inc.		66-0764408		0001156039		PHM Multidisciplinary Clinic Guayama LLC	..PR.....	..NIA.....	PHM MultiDisciplinary Clinic, LLC	Ownership.....	..100.000	Elevance Health, Inc.	..NO.....	
.0671	Elevance Health, Inc.		66-0949111		0001156039		PHM Multidisciplinary Clinic Maunabo LLC	..PR.....	..NIA.....	PHM MultiDisciplinary Clinic, LLC	Ownership.....	..100.000	Elevance Health, Inc.	..NO.....	
.0671	Elevance Health, Inc.		66-0859950		0001156039		PHM MultiDisciplinary Clinic, LLC	..PR.....	..NIA.....	PHM MultiSalud, LLC	Ownership.....	..100.000	Elevance Health, Inc.	..NO.....	
.0671	Elevance Health, Inc.		66-0867882		0001156039		PHM MultiSalud, LLC	..PR.....	..NIA.....	Physician Group Practices, LLC	Ownership.....	..100.000	Elevance Health, Inc.	..NO.....	
.0671	Elevance Health, Inc.		66-0864171		0001156039		PHM Specialty Network, LLC	..PR.....	..NIA.....	PHM MultiSalud, LLC	Ownership.....	..100.000	Elevance Health, Inc.	..NO.....	
.0671	Elevance Health, Inc.		66-0960976		0001156039		Physician Group Practices, LLC	..PR.....	..NIA.....	IPA Holdings, LLC	Ownership.....	..100.000	Elevance Health, Inc.	..NO.....	
.0671	Elevance Health, Inc.	12178	66-0592131		0001156039		PMC Medicare Choice, LLC	..PR.....	..IA.....	MMM Holdings, LLC	Ownership.....	..100.000	Elevance Health, Inc.	..NO.....	
.0671	Elevance Health, Inc.		47-5139459		0001156039		Raina Rx LLC	..NY.....	..NIA.....	BioPlus Parent, LLC	Ownership.....	..100.000	Elevance Health, Inc.	..NO.....	
.0671	Elevance Health, Inc.		47-0851593		0001156039		RightCHOICE Managed Care, Inc.	..DE.....	..NIA.....	Anthem Holding Corp.	Ownership.....	..100.000	Elevance Health, Inc.	..NO.....	
.0671	Elevance Health, Inc.		45-3667026		0001156039		River Medical Pharmacy, LLC	..FL.....	..NIA.....	BioPlus Parent, LLC	Ownership.....	..100.000	Elevance Health, Inc.	..NO.....	
.0671	Elevance Health, Inc.	11011	84-0747736		0001156039		Rocky Mountain Hospital and Medical Service, Inc.	..CO.....	..IA.....	ATH Holding Company, LLC	Ownership.....	..100.000	Elevance Health, Inc.	..NO.....	
.0671	Elevance Health, Inc.		82-2751942		0001156039		RSV 002B LTSS, Inc.	..DE.....	..NIA.....	Carebridge Holding Company, LLC	Ownership.....	..100.000	Elevance Health, Inc.	..NO.....	
.0671	Elevance Health, Inc.		46-2787212		0001156039		Santa Barbara Specialty Pharmacy, LLC	..CA.....	..NIA.....	BioPlus Parent, LLC	Ownership.....	..100.000	Elevance Health, Inc.	..NO.....	
.0671	Elevance Health, Inc.		20-0473316		0001156039		SelICore, Inc.	..DE.....	..NIA.....	Elevance Health, Inc.	Ownership.....	..100.000	Elevance Health, Inc.	..NO.....	
.0671	Elevance Health, Inc.	13726	27-0945036		0001156039		Simply Healthcare Plans, Inc.	..FL.....	..IA.....	Wellpoint Corporation	Ownership.....	..100.000	Elevance Health, Inc.	..NO.....	
.0671	Elevance Health, Inc.		55-0712302		0001156039		Southeast Services, Inc.	..VA.....	..NIA.....	Anthem Southeast, Inc.	Ownership.....	..100.000	Elevance Health, Inc.	..NO.....	
.0671	Elevance Health, Inc.		45-4071004		0001156039		State Sponsored Services, Inc.	..IN.....	..NIA.....	Wellpoint Specialty Services, Inc.	Ownership.....	..100.000	Elevance Health, Inc.	..NO.....	

STATEMENT AS OF SEPTEMBER 30, 2025 OF THE Wellpoint Tennessee, Inc.

**SCHEDULE Y**  
**PART 1A - DETAILS OF INSURANCE HOLDING COMPANY SYSTEM**

1	2	3	4	5	6	7	8	9	10	11	12	13	14	15	16
Group Code	Group Name	NAIC Company Code	ID Number	Federal RSSD	CIK	Name of Securities Exchange if Publicly Traded (U.S. or International)	Names of Parent, Subsidiaries Or Affiliates	Domiciliary Location	Relationship to Reporting Entity	Directly Controlled by (Name of Entity/Person)	Type of Control (Ownership, Board, Management, Attorney-in-Fact, Influence, Other)	If Control is Ownership Provide Percentage	Ultimate Controlling Entity(ies)/Person(s)	Is an SCA Filing Required? (Yes/No)	*
.0671	Elevance Health, Inc.				0001156039		The 4600 Group Holdings, LLC	CA	NIA	Carelon Insights, Inc.	Ownership	100.000	Elevance Health, Inc.	NO	
.0671	Elevance Health, Inc.				0001156039		The 4600 Group, LLC	CA	NIA	The 4600 Group Holdings, LLC	Ownership	100.000	Elevance Health, Inc.	NO	
.0671	Elevance Health, Inc.		45-5443372		0001156039		The Elevance Health Companies of California, Inc.	CA	NIA	ATH Holding Company, LLC	Ownership	100.000	Elevance Health, Inc.	NO	
.0671	Elevance Health, Inc.		66-1002717		0001156039		The Elevance Health Companies of Puerto Rico, LLC	PR	NIA	MM Holdings, LLC	Ownership	100.000	Elevance Health, Inc.	NO	
.0671	Elevance Health, Inc.		35-1835818		0001156039		The Elevance Health Companies, Inc.	IN	NIA	ATH Holding Company, LLC	Ownership	100.000	Elevance Health, Inc.	NO	
.0671	Elevance Health, Inc.		85-3592292		0001156039		TriADD NY, LLC dba MyCompass	NY	NIA	Alliance Care Management, LLC	Ownership	25.000	Elevance Health, Inc.	NO	0109
.0671	Elevance Health, Inc.		66-0865037		0001156039		VITA CARE, LLC	PR	NIA	MSO Holdings, LLC	Ownership	100.000	Elevance Health, Inc.	NO	
.0671	Elevance Health, Inc.		20-0660563		0001156039		WellMax Health Medical Centers, LLC	FL	NIA	Delivery Network, LLC	Ownership	100.000	Elevance Health, Inc.	NO	
.0671	Elevance Health, Inc.		20-0660644		0001156039		WellMax Health Physicians Network, LLC	FL	NIA	Delivery Network, LLC	Ownership	100.000	Elevance Health, Inc.	NO	
.0671	Elevance Health, Inc.		20-4405193		0001156039		WellPoint Acquisition, LLC	IN	NIA	Elevance Health, Inc.	Ownership	100.000	Elevance Health, Inc.	NO	
.0671	Elevance Health, Inc.		95-4640531		0001156039		WellPoint California Services, Inc.	DE	NIA	Anthem Holding Corp.	Ownership	100.000	Elevance Health, Inc.	NO	
.0671	Elevance Health, Inc.		54-1739323		0001156039		Wellpoint Corporation	DE	UDP	ATH Holding Company, LLC	Ownership	100.000	Elevance Health, Inc.	NO	
.0671	Elevance Health, Inc.		82-1800037		0001156039		Wellpoint Delaware, Inc.	DE	NIA	Anthem Partnership Holding Company, LLC	Ownership	100.000	Elevance Health, Inc.	NO	
.0671	Elevance Health, Inc.		95-4657170		0001156039		WellPoint Dental Services, Inc.	DE	NIA	Wellpoint Specialty Services, Inc.	Ownership	100.000	Elevance Health, Inc.	NO	
.0671	Elevance Health, Inc.	16168	81-4131800		0001156039		Wellpoint District of Columbia, Inc.	DC	IA	Anthem Partnership Holding Company, LLC	Ownership	100.000	Elevance Health, Inc.	NO	
.0671	Elevance Health, Inc.		47-2546820		0001156039		Wellpoint Federal Corporation	IN	NIA	Federal Government Solutions, LLC	Ownership	100.000	Elevance Health, Inc.	NO	
.0671	Elevance Health, Inc.	10767	13-4212818		0001156039		Wellpoint Health Plans, Inc.	OH	IA	Wellpoint Corporation	Ownership	100.000	Elevance Health, Inc.	NO	
.0671	Elevance Health, Inc.		81-2874917		0001156039		WellPoint Health Solutions, Inc.	DE	NIA	Federal Government Solutions, LLC	Ownership	100.000	Elevance Health, Inc.	NO	
.0671	Elevance Health, Inc.		20-3620996		0001156039		WellPoint Holding Corp	DE	NIA	Elevance Health, Inc.	Ownership	100.000	Elevance Health, Inc.	NO	
.0671	Elevance Health, Inc.		36-3899137		0001156039		Wellpoint Illinois Services, Inc.	IL	NIA	Wellpoint National Services, Inc.	Ownership	100.000	Elevance Health, Inc.	NO	
.0671	Elevance Health, Inc.	14078	45-2485907		0001156039		Wellpoint Insurance Company	TX	IA	Wellpoint Corporation	Ownership	100.000	Elevance Health, Inc.	NO	
.0671	Elevance Health, Inc.		36-4595641		0001156039		WellPoint Insurance Services, Inc.	HI	IA	Elevance Health, Inc.	Ownership	100.000	Elevance Health, Inc.	NO	0100
.0671	Elevance Health, Inc.	15807	47-3863197		0001156039		Wellpoint Iowa, Inc.	IA	IA	Wellpoint Corporation	Ownership	100.000	Elevance Health, Inc.	NO	
.0671	Elevance Health, Inc.				0001156039		WellPoint IPA Holding Company, Inc.	IN	NIA	Carelon, Inc.	Ownership	100.000	Elevance Health, Inc.	NO	
.0671	Elevance Health, Inc.		45-4985009		0001156039		Wellpoint IPA of New York, LLC	NY	NIA	Carelon Health of Virginia, LLC	Ownership	100.000	Elevance Health, Inc.	NO	
.0671	Elevance Health, Inc.	80314	52-0913817		0001156039		Wellpoint Life and Health Insurance Company	IN	IA	Wellpoint National Services, Inc.	Ownership	100.000	Elevance Health, Inc.	NO	
.0671	Elevance Health, Inc.	95832	51-0387398		0001156039		Wellpoint Maryland, Inc.	MD	IA	Wellpoint Corporation	Ownership	100.000	Elevance Health, Inc.	NO	
.0671	Elevance Health, Inc.		95-4635507		0001156039		Wellpoint National Services, Inc.	DE	NIA	Anthem Holding Corp.	Ownership	100.000	Elevance Health, Inc.	NO	
.0671	Elevance Health, Inc.	95373	22-3375292		0001156039		Wellpoint New Jersey, Inc.	NJ	IA	Wellpoint Corporation	Ownership	100.000	Elevance Health, Inc.	NO	
.0671	Elevance Health, Inc.	12354	20-2073598		0001156039		WellPoint New Mexico, Inc.	NM	IA	Wellpoint Corporation	Ownership	100.000	Elevance Health, Inc.	NO	
.0671	Elevance Health, Inc.		36-3897080		0001156039		Wellpoint Partnership Plan, LLC	IL	NIA	Health Ventures Partner, L.L.C.	Ownership	75.000	Elevance Health, Inc.	NO	
.0671	Elevance Health, Inc.		36-3897080		0001156039		Wellpoint Partnership Plan, LLC	IL	NIA	Wellpoint Illinois Services, Inc.	Ownership	25.000	Elevance Health, Inc.	NO	
.0671	Elevance Health, Inc.	17519	92-3489706		0001156039		Wellpoint South Carolina, Inc.	SC	IA	Anthem Partnership Holding Company, LLC	Ownership	100.000	Elevance Health, Inc.	NO	
.0671	Elevance Health, Inc.		77-0494551		0001156039		Wellpoint Specialty Services, Inc.	DE	NIA	Anthem Holding Corp.	Ownership	100.000	Elevance Health, Inc.	NO	
.0671	Elevance Health, Inc.	12941	20-4776597		0001156039		Wellpoint Tennessee, Inc.	TN	RE	Wellpoint Corporation	Ownership	100.000	Elevance Health, Inc.	NO	
.0671	Elevance Health, Inc.	95314	75-2603231		0001156039		Wellpoint Texas, Inc.	TX	IA	Wellpoint Corporation	Ownership	100.000	Elevance Health, Inc.	NO	
.0671	Elevance Health, Inc.	14073	27-3510384		0001156039		Wellpoint Washington, Inc.	WA	IA	Wellpoint Corporation	Ownership	100.000	Elevance Health, Inc.	NO	
.0671	Elevance Health, Inc.	11810	84-1620480		0001156039		Wellpoint West Virginia, Inc.	WV	IA	Wellpoint National Services, Inc.	Ownership	100.000	Elevance Health, Inc.	NO	
.0671	Elevance Health, Inc.		84-1316462		0001156039		WestCare, Inc.	CO	NIA	Paragon Healthcare, Inc.	Ownership	100.000	Elevance Health, Inc.	NO	
.0671	Elevance Health, Inc.		26-4814272		0001156039		XCEL Reimbursement Solutions, LLC	TX	NIA	Paragon Healthcare, Inc.	Ownership	100.000	Elevance Health, Inc.	NO	

Asterisk	Explanation
----------	-------------

STATEMENT AS OF SEPTEMBER 30, 2025 OF THE Wellpoint Tennessee, Inc.

0101	.....	CCHA, LLC is a joint venture 50% owned by Anthem Partnership Holding Company, LLC and 50% owned by Colorado Community Health Alliance, LLC, a non-affiliate. ....
0102	.....	Owned 81% by Centros Medicos Unidos del Oeste, LLC, 13% by Asociacion de Medicos del Oeste, Inc. (a non-affiliate) and 6% by Doctores Asociados del Noroeste, Inc. (a non-affiliate). ....
0103	.....	Community Care Health Plan of Louisiana, Inc. is a joint venture 75% owned by Anthem Partnership Holding Company, LLC and 25% owned by Louisiana Health Service & Indemnity Company d/b/a Blue Cross and Blue Shield of Louisiana (a non-affiliate). ....
0104	.....	AMH Health, LLC is a joint venture 64% owned by Anthem Partnership Holding Company, LLC and 36% by MaineHealth, a non-affiliate. ....
0105	.....	Momentum Health Partners, LLC is a joint venture 50% owned by Anthem Partnership Holding Company, LLC and 50% owned by Blue Cross and Blue Shield of North Carolina, a non-affiliate. ....
0106	.....	GR Health Solutions, LLC is a joint venture 50% owned by Anthem Partnership Holding Company, LLC and 50% owned by Independence Blue Cross, LLC, a non-affiliate. ....
0107	.....	Owned 50% by Centro Medicina Familiar del Norte, LLC and 50% by ACO del Norte, LLC, a non-affiliated entity. ....
0108	.....	Community Care Health Plan of Nebraska, Inc. is a joint venture 95% owned by Anthem Partnership Holding Company, LLC and 5% owned by Blue Cross and Blue Shield of Nebraska, a non-affiliate. ....
0109	.....	TriadDD NY, LLC dba MyCompass (NY) is owned 25% by Alliance Care Management, LLC and 75% by non-affiliates. ....
0110	.....	Community Care Health Plan of Kansas, Inc. is a joint venture 90% owned by Anthem Partnership Holding Company, LLC, 5% owned by Blue Cross and Blue Shield of Kansas (a non-affiliate), and 5% owned by Blue Cross and Blue Shield of Kansas City, a non-affiliate. ....
0111	.....	APC Passe, LLC is 49% owned by Anthem Partnership Holding Company, LLC and 51% owned by the Arkansas Provider Coalition, LLC, which is not affiliated with Anthem, Inc. ....
0112	.....	Government Healthcare Solutions LLC. is a joint venture 49% owned by National Government Services, Inc. and 51% owned by MKS2 LLC (non-affiliate) ....
0113	.....	Best Transportation of PR, LLC is a joint venture 51% owned by MMM Transportation, LLC and 49% owned by a non-affiliate. ....

## SUPPLEMENTAL EXHIBITS AND SCHEDULES INTERROGATORIES

The following supplemental reports are required to be filed as part of your statement filing. However, in the event that your company does not transact the type of business for which the special report must be filed, your response of NO to the specific interrogatory will be accepted in lieu of filing a "NONE" report and a bar code will be printed below. If the supplement is required of your company but is not being filed for whatever reason enter SEE EXPLANATION and provide an explanation following the interrogatory questions.

	Response
1. Will the Medicare Part D Coverage Supplement be filed with the state of domicile and the NAIC with this statement? .....	NO

**AUGUST FILING**

2. Will the regulator-only (non-public) Communication of Internal Control Related Matters Noted in Audit be filed with the state of domicile and electronically with the NAIC (as a regulator-only non-public document) by August 1? The response for 1st and 3rd quarters should be N/A. A NO response resulting with a bar code is only appropriate in the 2nd quarter. ....	N/A
--	-----

Explanation:

1.

Bar Code:

1. Medicare Part D Coverage Supplement [Document Identifier 365]



**OVERFLOW PAGE FOR WRITE-INS**

Additional Write-ins for Assets Line 25

	Current Statement Date			4 Prior Year Net Admitted Assets
	1 Assets	2 Nonadmitted Assets	3 Net Admitted Assets (Cols: 1 - 2)	
2504. Prepoerty and Real estate taxes .....			0	5,187
2597. Summary of remaining write-ins for Line 25 from overflow page	0	0	0	5,187

Additional Write-ins for Liabilities Line 23

	Current Period			4 Prior Year Total
	1 Covered	2 Uncovered	3 Total	
2304. Other Liabilities .....	1,690		1,690	181,979
2397. Summary of remaining write-ins for Line 23 from overflow page	1,690	0	1,690	181,979

**SCHEDULE A - VERIFICATION**

Real Estate

	1 Year to Date	2 Prior Year Ended December 31
1. Book/adjusted carrying value, December 31 of prior year .....		
2. Cost of acquired:		
2.1 Actual cost at time of acquisition .....		
2.2 Additional investment made after acquisition .....		
3. Current year change in encumbrances .....		
4. Total gain (loss) on disposals .....		
5. Deduct amounts received on disposals .....		
6. Total foreign exchange change in book/adjusted carrying value .....		
7. Deduct current year's other than temporary impairment recognized .....		
8. Deduct current year's depreciation .....		
9. Book/adjusted carrying value at the end of current period (Lines 1+2+3+4-5+6-7-8) .....		
10. Deduct total nonadmitted amounts .....		
11. Statement value at end of current period (Line 9 minus Line 10)		

**NONE**

**SCHEDULE B - VERIFICATION**

Mortgage Loans

	1 Year to Date	2 Prior Year Ended December 31
1. Book value/recorded investment excluding accrued interest, December 31 of prior year .....		
2. Cost of acquired:		
2.1 Actual cost at time of acquisition .....		
2.2 Additional investment made after acquisition .....		
3. Capitalized deferred interest and other .....		
4. Accrual of discount .....		
5. Unrealized valuation increase/(decrease) .....		
6. Total gain (loss) on disposals .....		
7. Deduct amounts received on disposals .....		
8. Deduct amortization of premium and mortgage interest premium and commitment fees .....		
9. Total foreign exchange change in book value/recorded investment excluding accrued interest .....		
10. Deduct current year's other than temporary impairment recognized .....		
11. Book value/recorded investment excluding accrued interest at end of current period (Lines 1+2+3+4+5+6-7-8+9-10) .....		
12. Total valuation allowance .....		
13. Subtotal (Line 11 plus Line 12) .....		
14. Deduct total nonadmitted amounts .....		
15. Statement value at end of current period (Line 13 minus Line 14)		

**NONE**

**SCHEDULE BA - VERIFICATION**

Other Long-Term Invested Assets

	1 Year to Date	2 Prior Year Ended December 31
1. Book/adjusted carrying value, December 31 of prior year .....		
2. Cost of acquired:		
2.1 Actual cost at time of acquisition .....		
2.2 Additional investment made after acquisition .....		
3. Capitalized deferred interest and other .....		
4. Accrual of discount .....		
5. Unrealized valuation increase/(decrease) .....		
6. Total gain (loss) on disposals .....		
7. Deduct amounts received on disposals .....		
8. Deduct amortization of premium, depreciation and proportional amortization .....		
9. Total foreign exchange change in book/adjusted carrying value .....		
10. Deduct current year's other than temporary impairment recognized .....		
11. Book/adjusted carrying value at end of current period (Lines 1+2+3+4+5+6-7-8+9-10) .....		
12. Deduct total nonadmitted amounts .....		
13. Statement value at end of current period (Line 11 minus Line 12)		

**NONE**

**SCHEDULE D - VERIFICATION**

Bonds and Stocks

	1 Year to Date	2 Prior Year Ended December 31
1. Book/adjusted carrying value of bonds and stocks, December 31 of prior year .....	544,776,360	929,396,960
2. Cost of bonds and stocks acquired .....	133,331,669	222,691,037
3. Accrual of discount .....	2,624,987	2,936,060
4. Unrealized valuation increase/(decrease) .....	3,537,201	5,679,928
5. Total gain (loss) on disposals .....	(2,680,236)	(15,200,616)
6. Deduct consideration for bonds and stocks disposed of .....	76,971,197	598,936,891
7. Deduct amortization of premium .....	7,050,718	1,885,089
8. Total foreign exchange change in book/adjusted carrying value .....	0	
9. Deduct current year's other than temporary impairment recognized .....	169,486	
10. Total investment income recognized as a result of prepayment penalties and/or acceleration fees .....	565,365	94,971
11. Book/adjusted carrying value at end of current period (Lines 1+2+3+4+5-6-7+8-9+10) .....	597,963,945	544,776,360
12. Deduct total nonadmitted amounts .....	0	
13. Statement value at end of current period (Line 11 minus Line 12)	597,963,945	544,776,360

STATEMENT AS OF SEPTEMBER 30, 2025 OF THE Wellpoint Tennessee, Inc.

**SCHEDULE D - PART 1B**

Showing the Acquisitions, Dispositions and Non-Trading Activity  
During the Current Quarter for all Bonds and Preferred Stock by NAIC Designation

NAIC Designation	1 Book/Adjusted Carrying Value Beginning of Current Quarter	2 Acquisitions During Current Quarter	3 Dispositions During Current Quarter	4 Non-Trading Activity During Current Quarter	5 Book/Adjusted Carrying Value End of First Quarter	6 Book/Adjusted Carrying Value End of Second Quarter	7 Book/Adjusted Carrying Value End of Third Quarter	8 Book/Adjusted Carrying Value December 31 Prior Year
<b>ISSUER CREDIT OBLIGATIONS (ICO)</b>								
1. NAIC 1 (a) .....	146,184,629	329,299,930	291,315,170	(138,532)	139,433,386	146,184,629	184,030,857	132,320,799
2. NAIC 2 (a) .....	135,157,847	9,860,277	13,868,546	(2,984,216)	125,353,119	135,157,847	128,165,361	128,840,813
3. NAIC 3 (a) .....	117,386,553	16,668,034	6,125,836	991,863	114,544,359	117,386,553	128,920,613	111,775,946
4. NAIC 4 (a) .....	11,001,147	6,117,545	2,285,252	(3,955,224)	12,851,283	11,001,147	10,878,215	11,627,686
5. NAIC 5 (a) .....	6,726,284	10,811	1,436,602	956,176	6,831,675	6,726,284	6,256,670	9,989,450
6. NAIC 6 (a) .....	1,305,349	0	1,090,000	1,102,285	1,863,551	1,305,349	1,317,634	980,440
7. Total ICO	417,761,809	361,956,596	316,121,406	(4,027,648)	400,877,373	417,761,809	459,569,350	395,535,134
<b>ASSET-BACKED SECURITIES (ABS)</b>								
8. NAIC 1 .....	133,368,372	0	3,383,907	(972,928)	136,189,260	133,368,372	129,011,536	134,670,491
9. NAIC 2 .....	14,076,089	3,500,000	3,772,868	1,268,513	14,375,670	14,076,089	15,071,735	16,770,734
10. NAIC 3 .....	0	0	0	0	0	0	0	0
11. NAIC 4 .....	0	0	0	0	0	0	0	0
12. NAIC 5 .....	0	0	0	0	0	0	0	0
13. NAIC 6 .....	0	0	0	0	0	0	0	0
14. Total ABS	147,444,461	3,500,000	7,156,775	295,585	150,564,930	147,444,461	144,083,271	151,441,225
<b>PREFERRED STOCK</b>								
15. NAIC 1 .....	0	0	0	0	0	0	0	0
16. NAIC 2 .....	0	0	0	0	0	0	0	0
17. NAIC 3 .....	0	0	0	0	0	0	0	0
18. NAIC 4 .....	0	0	0	0	0	0	0	0
19. NAIC 5 .....	0	0	0	0	0	0	0	0
20. NAIC 6 .....	0	0	0	0	0	0	0	0
21. Total Preferred Stock	0	0	0	0	0	0	0	0
22. Total ICO, ABS & Preferred Stock	565,206,270	365,456,596	323,278,181	(3,732,063)	551,442,303	565,206,270	603,652,621	546,976,359

(a) Book/Adjusted Carrying Value column for the end of the current reporting period includes the following amount of short-term and cash equivalent bonds by NAIC designation:

NAIC 1 \$ 5,700,000 ; NAIC 2 \$ 0 ; NAIC 3 \$ 0 ; NAIC 4 \$ 0 ; NAIC 5 \$ 0 ; NAIC 6 \$ 0

**SCHEDULE DA - PART 1**

Short-Term Investments

	1	2	3	4	5
	Book/Adjusted Carrying Value	Premium	Actual Cost	Interest Collected Year-to-Date	Paid for Accrued Interest Year-to-Date
7709999999 Totals		XX			

**NONE**

**SCHEDULE DA - VERIFICATION**

Short-Term Investments

	1	2
	Year To Date	Prior Year Ended December 31
1. Book/adjusted carrying value, December 31 of prior year .....	0	
2. Cost of short-term investments acquired .....	0	46,790
3. Accrual of discount .....	0	0
4. Unrealized valuation increase/(decrease) .....	0	0
5. Total gain (loss) on disposals .....	0	(24)
6. Deduct consideration received on disposals .....	0	46,766
7. Deduct amortization of premium .....	0	0
8. Total foreign exchange change in book/adjusted carrying value .....	0	0
9. Deduct current year's other than temporary impairment recognized .....	0	0
10. Book/adjusted carrying value at end of current period (Lines 1+2+3+4+5-6-7+8-9) .....	0	0
11. Deduct total nonadmitted amounts .....	0	0
12. Statement value at end of current period (Line 10 minus Line 11)	0	0

Schedule DB - Part A - Verification - Options, Caps, Floors, Collars, Swaps and Forwards

**N O N E**

Schedule DB - Part B - Verification - Futures Contracts

**N O N E**

Schedule DB - Part C - Section 1 - Replication (Synthetic Asset) Transactions (RSATs) Open

**N O N E**

Schedule DB-Part C-Section 2-Reconciliation of Replication (Synthetic Asset) Transactions Open

**N O N E**

Schedule DB - Verification - Book/Adjusted Carrying Value, Fair Value and Potential Exposure of  
Derivatives

**N O N E**

**SCHEDULE E - PART 2 - VERIFICATION**

(Cash Equivalents)

	1	2
	Year To Date	Prior Year Ended December 31
1. Book/adjusted carrying value, December 31 of prior year .....	122,966,000	60,500,010
2. Cost of cash equivalents acquired .....	3,332,611,278	3,566,958,149
3. Accrual of discount .....	0	1,962
4. Unrealized valuation increase/(decrease) .....	0	0
5. Total gain (loss) on disposals .....	0	130
6. Deduct consideration received on disposals .....	3,326,111,278	3,504,494,251
7. Deduct amortization of premium .....	0	0
8. Total foreign exchange change in book/adjusted carrying value .....	0	0
9. Deduct current year's other than temporary impairment recognized .....	0	0
10. Book/adjusted carrying value at end of current period (Lines 1+2+3+4+5-6-7+8-9) .....	129,466,000	122,966,000
11. Deduct total nonadmitted amounts .....	0	0
12. Statement value at end of current period (Line 10 minus Line 11)	129,466,000	122,966,000

Schedule A - Part 2 - Real Estate Acquired and Additions Made

**N O N E**

Schedule A - Part 3 - Real Estate Disposed

**N O N E**

Schedule B - Part 2 - Mortgage Loans Acquired and Additions Made

**N O N E**

Schedule B - Part 3 - Mortgage Loans Disposed, Transferred or Repaid

**N O N E**

Schedule BA - Part 2 - Other Long-Term Invested Assets Acquired and Additions Made

**N O N E**

Schedule BA - Part 3 - Other Long-Term Invested Assets Disposed, Transferred or Repaid

**N O N E**

STATEMENT AS OF SEPTEMBER 30, 2025 OF THE Wellpoint Tennessee, Inc.

**SCHEDULE D - PART 3**

Show All Long-Term Bonds and Stock Acquired During the Current Quarter

1	2	3	4	5	6	7	8	9	
CUSIP Identification	Description	Date Acquired	Name of Vendor	Number of Shares of Stock	Actual Cost	Par Value	Paid for Accrued Interest and Dividends	NAIC Designation, NAIC Designation Modifier and SVO Administrative Symbol	
912810-UM-8	UNITED STATES TREASURY	08/28/2025	Unknown		7,340,359	7,500,000	13,553	1.A	
<b>0019999999. Subtotal - Issuer Credit Obligations - U.S. Government Obligations (Exempt from RBC)</b>							13,553	XXX	
64971X-7H-5	NEW YORK CITY TRANSITIONAL FINANCE AUTHO	07/28/2025	Goldman Sachs & Co.		2,416,230	2,850,000	56,367	1.A FE	
650028-B2-8	NEW YORK ST TWY AUTH ST PERS INCOME TAX	07/28/2025	MORGAN STANLEY & CO. LLC		3,023,550	3,000,000	2,083	1.B FE	
79766D-MB-2	SAN FRANCISCO CALIF CITY & CNTY ARPTS CO	07/28/2025	JP MORGAN SECURITIES LLC		2,898,600	3,000,000	36,667	1.E FE	
<b>0059999999. Subtotal - Issuer Credit Obligations - Municipal Bonds - Special Revenues</b>						8,338,380	8,850,000	95,117	XXX
00253P-AA-6	AAR ESCROW ISSUER LLC	08/11/2025	WELLS FARGO SECURITIES LLC		234,600	230,000	6,426	3.B FE	
00766T-AE-0	AECOM	07/15/2025	BANK OF AMERICA SEC LLC		730,000	730,000	0	3.B FE	
031652-BL-3	AIKOR TECHNOLOGY INC	09/25/2025	BANK OF AMERICA SEC LLC		963,900	960,000	157	3.B FE	
03690A-AM-8	ANTERO MIDSTREAM PARTNERS LP	09/08/2025	WELLS FARGO SECURITIES LLC		450,000	450,000	0	3.C FE	
03881N-AJ-6	ARBOR REALTY SR INC	07/02/2025	Various		460,246	460,000	0	3.C FE	
097751-CD-1	BOMBARDIER INC	08/28/2025	JANE STREET EXECUTION SERVICES LLC		364,830	350,000	5,906	4.A FE	
143658-BX-9	CARNIVAL CORP	08/27/2025	GOLDMAN		976,401	950,000	2,101	3.A FE	
17327C-BC-6	CITIGROUP INC	07/16/2025	CITIGROUP GLOBAL MARKETS, INC		290,000	290,000	0	3.A FE	
18912U-AG-7	CLOUD SOFTWARE GROUP INC	08/07/2025	GOLDMAN		189,715	190,000	285	4.B FE	
205887-CL-4	CONAGRA BRANDS INC	07/15/2025	BOFA SECURITIES, INC		2,497,875	2,500,000	0	2.C FE	
21873S-AC-2	COREWEAVE INC	07/22/2025	JP MORGAN SECURITIES LLC		240,000	240,000	0	4.A FE	
25525P-AE-7	DIVERSIFIED HEALTHCARE TRUST	09/15/2025	CITIGROUP GLOBAL MARKETS, INC		400,000	400,000	0	4.A FE	
26154D-AB-6	DREAM FINDERS HOMES INC	09/02/2025	BANK OF AMERICA SEC LLC		260,000	260,000	0	3.C FE	
30303M-9A-2	META PLATFORMS, INC.	09/24/2025	MORGAN STANLEY & CO. LLC		2,500,000	2,500,000	0	1.E FE	
33834Y-AC-2	FIVE POINT OPERATING COMPANY LP	09/25/2025	JP MORGAN SECURITIES LLC		590,600	590,000	13	3.C FE	
344045-AB-5	FLUTTER TREASURY DAC	07/24/2025	BANK OF AMERICA SEC LLC		300,000	300,000	3,084	2.C FE	
36162J-AH-9	GEO GROUP INC	08/26/2025	BARCLAYS CAPITAL INC.		1,136,863	1,030,000	38,711	3.C FE	
38141G-C2-8	GOLDMAN SACHS GROUP INC	05/02/2025	Various		1,477,931	1,470,000	0	3.A FE	
442722-AD-6	HOWARD MIDSTREAM ENERGY PARTNERS LLC	08/05/2025	RBC CAPITAL MARKETS		890,000	890,000	0	3.C FE	
45344L-AG-8	CRESCENT ENERGY FINANCE LLC	09/10/2025	JP MORGAN SECS INC. - FIXED INCOME		690,000	690,000	10,113	3.C FE	
465965-AC-5	J B POINDEXTER & CO INC	07/30/2025	JP MORGAN SECURITIES LLC		40,200	40,000	476	4.B FE	
46647P-FC-5	JPMORGAN CHASE & CO	07/29/2025	JP MORGAN SECURITIES LLC		913,617	900,000	976	1.G FE	
48128A-AJ-2	JPMORGAN CHASE & CO	01/28/2025	JP MORGAN SECURITIES LLC		270,000	270,000	0	2.B FE	
50012L-AD-6	KODIAK GAS SERVICES LLC	09/02/2025	JP MORGAN SECURITIES LLC		150,000	150,000	0	4.A FE	
50012L-AE-4	KODIAK GAS SERVICES LLC	09/02/2025	JP MORGAN SECURITIES LLC		210,000	210,000	0	4.A FE	
531968-AB-1	LIGHT AND WONDER INTERNATIONAL INC	09/10/2025	JP MORGAN SECS INC. - FIXED INCOME		200,000	200,000	0	4.B FE	
55903V-BQ-5	WARNERMEDIA HOLDINGS INC	07/01/2025	JP MORGAN SECURITIES LLC		277,090	326,000	4,107	3.B FE	
55903V-BW-2	WARNERMEDIA HOLDINGS INC	07/18/2025	BARCLAYS CAPITAL INC.		1,230,616	1,810,000	30,426	3.B FE	
55916A-AA-2	MICHAELS COMPANIES INC	08/14/2025	RBC CAPITAL MARKETS		299,700	370,000	5,612	4.C FE	
601137-AA-0	MILLROSE PROPERTIES INC	08/04/2025	GOLDMAN		760,000	760,000	0	3.B FE	
62886H-BY-6	NCL CORPORATION LTD	09/08/2025	MORGAN STANLEY CO		490,000	490,000	0	4.A FE	
62886H-BZ-3	NCL CORPORATION LTD	09/08/2025	MORGAN STANLEY CO		330,000	330,000	0	4.A FE	
674215-AQ-1	CHORD ENERGY CORP	09/16/2025	JP MORGAN SECURITIES LLC		380,000	380,000	0	3.B FE	
74743L-AA-8	QNTY ELECTRONICS INC	08/12/2025	JP MORGAN SECURITIES LLC		470,000	470,000	0	3.A FE	
822538-AH-7	SHELF DRILLING HOLDINGS LTD	09/12/2025	GOLDMAN		202,500	200,000	8,021	4.C FE	
834430-AA-1	SOLSTICE ADVANCED MATERIALS INC	09/16/2025	GOLDMAN		1,240,000	1,240,000	0	3.B FE	
84859B-AC-5	SPIRIT IP CAYMAN LTD	07/24/2025	CORPORATE ACTION		10,811	10,824	13	6. FE	
852234-AU-7	BLOCK INC	08/13/2025	GOLDMAN		910,000	910,000	0	3.A FE	
853191-AC-8	STANDARD BUILDING SOLUTIONS INC	07/17/2025	DEUTSCHE BANK SECURITIES, INC.		1,020,000	1,020,000	0	3.B FE	
86765K-AE-9	SUNOCO LP	09/04/2025	RBC CAPITAL MARKETS		500,000	500,000	0	3.C FE	
86765K-AF-6	SUNOCO LP	09/04/2025	BARCLAYS CAPITAL INC.		980,000	980,000	0	3.A FE	
89055F-AD-5	TOPBUILD CORP	09/16/2025	BANK OF AMERICA SEC LLC		650,600	650,000	0	3.B FE	
914906-BA-9	UNIVISION COMMUNICATIONS INC	07/15/2025	JP MORGAN SECURITIES LLC		330,000	330,000	0	4.B FE	
922966-AB-2	VENTURE GLOBAL PLAQUEMINES LNG LLC	08/28/2025	JP MORGAN SECURITIES LLC		580,450	520,000	14,329	3.B FE	
922966-AD-8	VENTURE GLOBAL PLAQUEMINES LNG LLC	07/02/2025	CITIGROUP GLOBAL MARKETS, INC		193,088	190,000	0	3.B FE	
923725-AE-5	VERMILION ENERGY INC	08/11/2025	RBC CAPITAL MARKETS		506,250	540,000	19,684	3.C FE	
98877D-AH-8	ZF NORTH AMERICA CAPITAL INC	09/16/2025	JP MORGAN SECURITIES LLC		490,000	490,000	0	3.C FE	
<b>0089999999. Subtotal - Issuer Credit Obligations - Corporate Bonds (Unaffiliated)</b>						29,277,881	29,766,824	150,440	XXX
09661T-85-9	BNYM ETF:ULTRA SHORT INC	09/30/2025	Bank of America Securities	0.000	1,132,087	0	0	1.F Z	
46431W-50-7	ISHARES:SH DUR BD ACT	09/30/2025	Bank of America Securities	0.000	566,017	0	0	2.B FE	

E04

STATEMENT AS OF SEPTEMBER 30, 2025 OF THE Wellpoint Tennessee, Inc.

**SCHEDULE D - PART 3**

Show All Long-Term Bonds and Stock Acquired During the Current Quarter

1	2	3	4	5	6	7	8	9
CUSIP Identification	Description	Date Acquired	Name of Vendor	Number of Shares of Stock	Actual Cost	Par Value	Paid for Accrued Interest and Dividends	NAIC Designation, NAIC Designation Modifier and SVO Administrative Symbol
46434V-87-8	ISHARES:ULTRA SD BD ACT	09/30/2025	Bank of America Securities	0.000	566,048	0	0	1.G
46436E-71-8	ISHARES:0-3 MONTH TRS BD	09/30/2025	Bank of America Securities	0.000	8,490,586	0	0	1.A Z
466410-83-7	JPMORGAN:ULTRA-SHORT INC	09/30/2025	Bank of America Securities	0.000	3,396,209	0	0	1.G
69344A-10-7	PGIM ULTRA SHORT BOND	09/30/2025	Bank of America Securities	0.000	2,830,197	0	0	1.G
72201R-83-3	PIMCO ETF:ENH SM ACT ETF	09/30/2025	Bank of America Securities	0.000	5,094,319	0	0	2.A
78464A-47-4	SPDR PTF ST CORP BOND	09/30/2025	Bank of America Securities	0.000	1,132,066	0	0	2.A
78467V-70-7	SPDR SSGA ULTRA SHTM BD	09/30/2025	Bank of America Securities	0.000	1,132,059	0	0	1.E FE
78468R-66-3	SPDR BBG 1-3 MO T-BILL	09/30/2025	Bank of America Securities	0.000	3,962,245	0	0	1.A
92189F-48-6	VANECK:IG FLOATING RATE	09/30/2025	Bank of America Securities	0.000	566,042	0	0	1.G
92189H-74-8	VANECK:CLO	09/30/2025	Bank of America Securities	0.000	1,132,093	0	0	1.C Z
0159999999. Subtotal - Issuer Credit Obligations - SVO-Identified Bond Exchange Traded Funds - Systematic Value					29,999,967	0	0	XXX
0489999999. Total - Issuer Credit Obligations (Unaffiliated)					74,956,587	46,116,824	259,110	XXX
0499999999. Total - Issuer Credit Obligations (Affiliated)					0	0	0	XXX
0509999997. Total - Issuer Credit Obligations - Part 3					74,956,587	46,116,824	259,110	XXX
0509999998. Total - Issuer Credit Obligations - Part 5					XXX	XXX	XXX	XXX
0509999999. Total - Issuer Credit Obligations					74,956,587	46,116,824	259,110	XXX
25755T-AR-1	DPABS 2025-1 211 - ABS	08/12/2025	Barclays Bank	3,500,000	3,500,000	3,500,000	0	2.A FE
1539999999. Subtotal - Asset-Backed Securities - Non-Financial Asset-Backed Securities - Practical Expedient - Other Non-Financial Asset-Backed Securities Securities - Practical Expedient (Unaffiliated)					3,500,000	3,500,000	0	XXX
1889999999. Total - Asset-Backed Securities (Unaffiliated)					3,500,000	3,500,000	0	XXX
1899999999. Total - Asset-Backed Securities (Affiliated)					0	0	0	XXX
1909999997. Total - Asset-Backed Securities - Part 3					3,500,000	3,500,000	0	XXX
1909999998. Total - Asset-Backed Securities - Part 5					XXX	XXX	XXX	XXX
1909999999. Total - Asset-Backed Securities					3,500,000	3,500,000	0	XXX
2009999999. Total - Issuer Credit Obligations and Asset-Backed Securities					78,456,587	49,616,824	259,110	XXX
4509999997. Total - Preferred Stocks - Part 3					0	XXX	0	XXX
4509999998. Total - Preferred Stocks - Part 5					XXX	XXX	XXX	XXX
4509999999. Total - Preferred Stocks					0	XXX	0	XXX
5989999997. Total - Common Stocks - Part 3					0	XXX	0	XXX
5989999998. Total - Common Stocks - Part 5					XXX	XXX	XXX	XXX
5989999999. Total - Common Stocks					0	XXX	0	XXX
5999999999. Total - Preferred and Common Stocks					0	XXX	0	XXX
6009999999 - Totals					78,456,587	XXX	259,110	XXX

E04.1

STATEMENT AS OF SEPTEMBER 30, 2025 OF THE Wellpoint Tennessee, Inc.

**SCHEDULE D - PART 4**

Show All Long-Term Bonds and Stock Sold, Redeemed or Otherwise Disposed of During the Current Quarter

1	2	3	4	5	6	7	8	9	Change In Book/Adjusted Carrying Value					15	16	17	18	19	20	21
									10	11	12	13	14							
CUSIP Identification	Description	Disposal Date	Name of Purchaser	Number of Shares of Stock	Consideration	Par Value	Actual Cost	Prior Year Book/Adjusted Carrying Value	Unrealized Valuation Increase/(Decrease)	Current Year's (Amortization)/Accretion	Current Year's Other Than Temporary Impairment Recognized	Total Change in Book/Adjusted Carrying Value (10 + 11 - 12)	Total Foreign Exchange Change in Book /Adjusted Carrying Value	Book/Adjusted Carrying Value at Disposal Date	Foreign Exchange Gain (Loss) on Disposal	Realized Gain (Loss) on Disposal	Total Gain (Loss) on Disposal	Bond Interest/Stock Dividends Received During Year	Stated Contractual Maturity Date	NAIC Designation, NAIC Designation Modifier and SVO Administrative Symbol
..00164V-AF-0	AMC NETWORKS INC	07/29/2025	Various	1,106,745	1,106,745	1,440,000	1,433,054	1,130,402	305,711	489	0	306,200	0	1,436,602	0	(333,557)	(333,557)	124,468	02/15/2029	5.B FE
..00287Y-DX-4	ABBVIE INC	08/28/2025	Goldman Sachs & Co.	3,871,960	3,871,960	4,000,000	4,040,440	4,040,440	0	147	0	147	0	4,040,587	0	(168,627)	(168,627)	210,222	03/15/2064	1.G FE
..06051G-JT-7	BANK OF AMERICA CORP	08/28/2025	JP MORGAN SECURITIES LLC	544,752	544,752	600,000	609,198	606,123	0	(587)	0	(587)	0	605,536	0	(60,784)	(60,784)	13,748	04/22/2032	1.G FE
..11135F-AS-0	BROADCOM INC	07/30/2025	MARKETAXESS CORPORATION	579,726	579,726	600,000	660,300	643,194	0	(2,922)	0	(2,922)	0	640,272	0	(60,546)	(60,546)	18,347	11/15/2032	2.A FE
..12116L-AC-3	BURFORD CAPITAL GLOBAL FINANCE LLC	09/18/2025	BNY/MIZUHO SECURITIES USA INC	424,200	424,200	420,000	416,816	417,713	0	318	0	318	0	418,031	0	6,169	6,169	26,790	04/15/2030	3.B FE
..12769G-AC-4	CAESARS ENTERTAINMENT INC	09/16/2025	CITIGROUP GLOBAL MARKETS, INC	900,475	900,475	880,000	889,380	863,882	5,427	(672)	0	4,755	0	888,462	0	12,013	12,013	61,586	02/15/2032	3.C FE
..143658-BW-1	CARNIVAL CORP	07/01/2025	WELLS FARGO SECURITIES LLC	2,315,500	2,315,500	2,200,000	2,255,300	2,244,895	0	(4,136)	0	(4,136)	0	2,240,759	0	74,741	74,741	135,606	08/15/2029	2.C FE
..15135B-AT-8	CENTENE CORP	07/23/2025	DEUTSCHE BANK SECURITIES, INC.	440,487	440,487	460,000	460,000	460,000	0	0	0	0	0	460,000	0	(19,513)	(19,513)	12,942	12/15/2029	2.C FE
..15135B-AX-9	CENTENE CORP	07/23/2025	DEUTSCHE BANK SECURITIES, INC.	937,828	937,828	1,110,000	1,041,990	1,062,052	0	3,982	0	3,982	0	1,066,034	0	(128,206)	(128,206)	24,898	03/01/2031	2.C FE
..17327C-BC-6	CITIGROUP INC	07/21/2025	Adjustment	121,200	121,200	120,000	120,000	0	0	0	0	0	120,000	0	1,200	1,200	0	0	0	3.A FE
..253393-AH-5	DICK'S SPORTING GOODS INC	09/23/2025	CITADEL SECURITIES LLC	1,041,461	1,041,461	1,060,000	827,970	911,037	0	22,390	0	22,390	0	919,483	0	129,978	129,978	44,445	10/01/2029	2.B FE
..25461L-AA-0	DIRECTV FINANCING LLC	09/19/2025	Call @ 95.50	365,765	365,765	383,000	340,870	358,161	0	6,302	0	6,302	0	364,463	0	1,302	1,302	35,037	08/15/2027	4.A FE
..26442T-AA-2	DUKE UNIVERSITY	07/29/2025	JP MORGAN SECURITIES LLC	1,494,083	1,494,083	2,350,000	1,539,885	0	0	6,389	0	6,389	0	1,546,274	0	(52,191)	(52,191)	53,811	10/01/2050	1.B FE
..26884L-AL-3	EQT CORP	08/08/2025	JP MORGAN SECURITIES LLC	726,214	726,214	720,000	774,732	751,950	0	(5,241)	0	(5,241)	0	746,709	0	(20,495)	(20,495)	38,600	05/15/2029	2.C FE
..26884L-AN-9	EQT CORP	08/07/2025	MILLENNIUM ADVISORS LLC	186,086	186,086	200,000	200,075	200,048	0	(4)	0	(4)	0	200,044	0	(13,958)	(13,958)	5,297	05/01/2031	2.C FE
..26884L-BG-3	EQT CORP	08/08/2025	MORGAN STANLEY CO	580,317	580,317	570,000	578,515	573,185	0	(1,038)	0	(1,038)	0	572,459	0	7,858	7,858	30,258	06/01/2027	2.C FE
..31556T-AA-7	FERTITTA ENTERTAINMENT LLC (NEVADA)	09/08/2025	MORGAN STANLEY CO	460,589	460,589	480,000	423,600	442,766	0	5,700	0	5,700	0	448,467	0	12,122	12,122	25,530	01/15/2029	4.B FE
..403949-AP-5	HF SINCLAIR CORP	08/20/2025	Call @ 100.00	543,761	543,761	526,000	519,324	520,134	0	1,595	0	1,595	0	521,729	0	4,271	4,271	34,527	04/15/2027	2.C FE
..45344L-AC-7	CRESCENT ENERGY FINANCE LLC	07/09/2025	Various	323,563	323,563	310,000	303,800	305,517	0	707	0	707	0	306,225	0	2,425	2,425	40,720	02/15/2028	3.C FE
..46593W-AA-3	JH NORTH AMERICA HOLDINGS INC	08/28/2025	Stifel Nicolaus & Co.	181,350	181,350	180,000	180,438	0	0	(11)	0	(11)	0	180,427	0	923	923	2,115	01/31/2031	2.C FE
..46593W-AB-1	JH NORTH AMERICA HOLDINGS INC	08/26/2025	Stifel Nicolaus & Co.	293,625	293,625	290,000	291,206	0	0	(20)	0	(20)	0	291,186	0	2,439	2,439	3,503	07/31/2032	2.C FE
..46647P-DC-7	JPMORGAN CHASE & CO	07/29/2025	BNP Paribas	889,875	889,875	900,000	916,335	912,624	0	(814)	0	(814)	0	911,810	0	(21,935)	(21,935)	31,414	04/26/2033	1.F FE
..50012L-AD-6	KODIAK GAS SERVICES LLC	09/03/2025	GOLDMAN	152,250	152,250	150,000	150,000	0	0	0	0	0	150,000	0	2,250	2,250	0	10/01/2033	4.A FE	
..50012L-AE-4	KODIAK GAS SERVICES LLC	09/03/2025	GOLDMAN	213,413	213,413	210,000	210,000	0	0	0	0	0	210,000	0	3,413	3,413	0	10/01/2035	4.A FE	
..55903V-BC-6	WARNERMEDIA HOLDINGS INC	07/01/2025	Call @ 83.03	623,948	623,948	720,000	611,294	0	0	669	0	669	0	611,963	0	(7,715)	(7,715)	22,963	03/15/2032	3.A FE
..57174B-CE-0	MARSH & MCLENNAN COMPANIES INC	08/28/2025	Goldman Sachs & Co.	966,720	966,720	1,000,000	999,860	999,864	0	88	0	88	0	999,952	0	(33,232)	(33,232)	43,246	11/15/2044	1.G FE
..599191-AA-1	MILEAGE PLUS HOLDINGS LLC	07/01/2025	Call @ 100.00	280,000	280,000	280,000	296,064	282,292	0	(2,292)	0	(2,292)	0	280,000	0	0	0	9,959	06/20/2027	2.C FE
..62868H-BE-0	NCL CORPORATION LTD	09/17/2025	Call @ 100.00	353,756	353,756	350,000	351,593	348,905	1,585	(288)	0	1,297	0	350,202	0	(202)	(202)	24,319	02/15/2027	3.C FE
..62868H-BN-0	NCL CORPORATION LTD	09/18/2025	Call @ 100.00	2,113,394	2,113,394	2,010,000	2,135,625	0	0	(29,172)	0	(29,172)	0	2,106,453	0	(96,453)	(96,453)	213,630	01/15/2029	3.C FE
..683715-AC-0	OPEN TEXT CORP	09/16/2025	CITIGROUP GLOBAL MARKETS, INC	165,325	165,325	170,000	170,000	159,446	10,554	0	0	10,554	0	170,000	0	(4,675)	(4,675)	7,173	02/15/2028	3.B FE
..683715-AF-3	OPEN TEXT CORP	09/16/2025	CITIGROUP GLOBAL MARKETS, INC	114,675	114,675	110,000	111,921	111,335	0	(306)	0	(306)	0	111,279	0	3,646	3,646	6,030	12/01/2027	2.C FE
..683720-AA-4	OPEN TEXT INC	09/17/2025	GOLDMAN	655,500	655,500	690,000	631,680	604,651	27,029	6,899	0	33,928	0	638,579	0	16,921	16,921	31,072	02/15/2030	3.B FE
..74166M-AC-0	PRIME SECURITY SERVICES BORROWER LLC	07/03/2025	Call @ 100.00	132,000	132,000	132,000	128,700	130,750	0	556	0	556	0	131,306	0	694	694	7,902	04/15/2026	3.B FE
..74456Q-CS-3	PUBLIC SERVICE ELECTRIC AND GAS CO	07/30/2025	MORGAN STANLEY & CO. LLC	795,960	795,960	800,000	797,752	797,820	0	135	0	135	0	797,955	0	(1,995)	(1,995)	38,369	08/01/2034	1.F FE
..780153-BU-5	ROYAL CARIBBEAN CRUISES LTD	09/23/2025	Various	1,742,748	1,742,748	1,680,000	1,685,135	1,684,420	0	(255)	0	(255)	0	1,684,164	0	58,584	58,584	107,625	03/15/2032	2.C FE
..780153-BV-3	ROYAL CARIBBEAN CRUISES LTD	09/23/2025	JP MORGAN SECURITIES LLC	638,296	638,296	620,000	620,000	618,528	1,472	0	0	1,472	0	620,000	0	18,296	18,296	41,540	02/01/2033	2.C FE
..780153-BW-1	ROYAL CARIBBEAN CRUISES LTD	09/23/2025	CITIGROUP GLOBAL MARKETS, INC	388,421	388,421	380,000	383,900	373,790	9,928	(305)	0	9,622	0	383,413	0	5,008	5,008	21,316	09/30/2031	2.C FE
..845467-AS-8	EXPAND ENERGY CORP	08/08/2025	JP MORGAN SECURITIES LLC	1,035,871	1,035,871	1,030,000	1,049,402	1,040,778	0	(1,058)	0	(1,058)	0	1,039,721	0	(3,850)	(3,850)	50,134	03/15/2030	2.C FE
..845467-AT-6	EXPAND ENERGY CORP	08/15/2025	Various	1,761,455	1,761,455	1,810,000	1,651,837	1,678,362	0	9,398	0	9,398	0	1,687,760	0	73,695	73,695	89,275	02/01/2032	2.C FE
..87470L-AJ-0	TALLGRASS ENERGY PARTNERS LP	07/22/2025	MORGAN STANLEY CO	215,340	215,340	220,000	220,000	208,311	11,689	0	0	11,689	0	220,000	0	(4,660)	(4,660)	7,443	12/31/2030	4.A FE
..87612B-BL-5	TARGA RESOURCES PARTNERS LP	07/10/2025	Call @ 100.00	220,000	220,000	220,000	239,518	239,518	0	(19,518)	0	(19,518)	0	220,000	0	0	0	14,300	07/15/2027	2.B FE
..88830M-AM-4	TITAN INTERNATIONAL INC	08/01/2025	WELLS FARGO SECURITIES LLC	39,700	39,700	40,000	38,960	39,156	186	111	0	297	0	39,453	0	247	247	2,131	04/30/2028	4.B FE
..92328H-AE-3	VENTURE GLOBAL CALCASIEU PASS LLC	07/02/2025	CITIGROUP GLOBAL MARKETS, INC	194,750	194,750	190,000	190,000	190,000	0	0	0	0	190,000	0	4,750	4,750	11,479	01/07/2030	3.A FE	
..98262P-AA-9	WV INTERNATIONAL INC	09/01/2025	Adjustment	376,788	376,788	1,090,000	1,090,000	218,123	871,877	0	0	871,877	0	1,090,000	0	(1,308,764)	(1,308,764)	24,525	01/15/2026	6. FE
..98313R-AG-1	WYNN MACAU LTD	08/27/2025	Call @ 100.00	200,000	200,000	200,000	185,322	185,253	0	9,363	0	9,363	0	194,616	0	5,384	5,384	12,436	01/15/2026	3.C FE
..98980B-AA-1	ZIPRECRUITER INC	08/19/2025	Various	717,125	717,125	900,000	833,490	807,588	39,653	5,629	0	45,281	0	852,869	0	(135,745)	(135,745)	48,556	01/15/2030	4.B FE
0089999999. Subtotal - Issuer Credit Obligations - Corporate Bonds (Unaffiliated)				32,426,994	32,426,994	34,801,000	33,578,279	27,16												

STATEMENT AS OF SEPTEMBER 30, 2025 OF THE Wellpoint Tennessee, Inc.

**SCHEDULE D - PART 4**

Show All Long-Term Bonds and Stock Sold, Redeemed or Otherwise Disposed of During the Current Quarter

1	2	3	4	5	6	7	8	9	Change In Book/Adjusted Carrying Value					15	16	17	18	19	20	21	
									10	11	12	13	14								
CUSIP Identification	Description	Disposal Date	Name of Purchaser	Number of Shares of Stock	Consideration	Par Value	Actual Cost	Prior Year Book/Adjusted Carrying Value	Unrealized Valuation Increase/(Decrease)	Current Year's (Amortization)/Accretion	Current Year's Other Than Temporary Impairment Recognized	Total Change in Book/Adjusted Carrying Value (10 + 11 - 12)	Total Foreign Exchange Change in Book /Adjusted Carrying Value	Book/Adjusted Carrying Value at Disposal Date	Foreign Exchange Gain (Loss) on Disposal	Realized Gain (Loss) on Disposal	Total Gain (Loss) on Disposal	Bond Interest/Stock Dividends Received During Year	Stated Contractual Maturity Date	NAIC Designation, NAIC Designation Modifier and SVO Administrative Symbol	
.95765P-AE-9	WESTERN AND SOUTHERN LIFE INSURANCE CO .....	09/01/2025	Reclassification .....		(3,782,791)	(3,800,000)	(3,782,026)	(3,782,791)	0	0	0	0	0	(3,782,791)	0	0	0	0	0	04/28/2061	1.F FE
0269999999. Subtotal - Issuer Credit Obligations - Other Issuer Credit Obligations (Unaffiliated)					(3,782,791)	(3,800,000)	(3,782,026)	(3,782,791)	0	0	0	0	0	(3,782,791)	0	0	0	0	0	XXX	XXX
0489999999. Total - Issuer Credit Obligations (Unaffiliated)					28,695,135	31,051,932	29,843,765	23,428,631	1,285,111	14,751	0	1,299,862	0	29,965,133	0	(2,028,774)	(2,028,774)	0	1,810,928	XXX	XXX
0499999999. Total - Issuer Credit Obligations (Affiliated)					0	0	0	0	0	0	0	0	0	0	0	0	0	0	0	XXX	XXX
0509999997. Total - Issuer Credit Obligations - Part 4					28,695,135	31,051,932	29,843,765	23,428,631	1,285,111	14,751	0	1,299,862	0	29,965,133	0	(2,028,774)	(2,028,774)	0	1,810,928	XXX	XXX
0509999998. Total - Issuer Credit Obligations - Part 5					XXX	XXX	XXX	XXX	XXX	XXX	XXX	XXX	XXX	XXX	XXX	XXX	XXX	XXX	XXX	XXX	XXX
0509999999. Total - Issuer Credit Obligations					28,695,135	31,051,932	29,843,765	23,428,631	1,285,111	14,751	0	1,299,862	0	29,965,133	0	(2,028,774)	(2,028,774)	0	1,810,928	XXX	XXX
.36179R-BW-8	G2 MA2753 - RMBS .....	09/01/2025	Paydown .....		5,349	5,349	5,456	5,434	0	(86)	0	(86)	0	5,349	0	0	0	0	106	04/20/2045	1.A
.36179R-D7-1	G2 MA2826 - RMBS .....	09/01/2025	Paydown .....		11,254	11,254	11,617	11,612	0	(359)	0	(359)	0	11,254	0	0	0	0	261	05/20/2045	1.A
.36179R-NH-5	G2 MA3105 - RMBS .....	09/01/2025	Paydown .....		4,587	4,587	4,788	4,751	0	(164)	0	(164)	0	4,587	0	0	0	0	107	09/20/2045	1.A
.36179S-GK-7	G2 MA3802 - RMBS .....	09/01/2025	Paydown .....		8,756	8,756	8,930	8,902	0	(145)	0	(145)	0	8,756	0	0	0	0	174	07/20/2046	1.A
.36180J-V6-8	G2 AD6937 - RMBS .....	09/01/2025	Paydown .....		3,457	3,457	3,740	3,691	0	(234)	0	(234)	0	3,457	0	0	0	0	81	03/20/2043	1.A
.36180K-B2-6	GN AD7257 - RMBS .....	09/01/2025	Paydown .....		1,628	1,628	1,753	1,709	0	(81)	0	(81)	0	1,628	0	0	0	0	38	03/15/2043	1.A
.3620AC-Z3-1	GN 726262 - RMBS .....	09/01/2025	Paydown .....		2,201	2,201	2,422	2,367	0	(165)	0	(165)	0	2,201	0	0	0	0	80	09/15/2039	1.A
.36297F-RQ-7	GN 710695 - RMBS .....	09/01/2025	Paydown .....		12,897	12,897	14,735	14,372	0	(1,474)	0	(1,474)	0	12,897	0	0	0	0	525	07/15/2039	1.A
1019999999. Subtotal - Asset-Backed Securities - Financial Asset-Backed - Self-Liquidating - Agency Residential Mortgage-Backed Securities - Guaranteed (Exempt from RBC)					50,130	50,130	53,520	52,837	0	(2,707)	0	(2,707)	0	50,130	0	0	0	0	1,373	XXX	XXX
.3128M7-W6-9	FH G05769 - RMBS .....	09/01/2025	Paydown .....		2,618	2,618	2,893	2,816	0	(199)	0	(199)	0	2,618	0	0	0	0	87	12/01/2039	1.A
.3128M9-K2-7	FH G07213 - RMBS .....	09/01/2025	Paydown .....		6,932	6,932	7,358	7,252	0	(320)	0	(320)	0	6,932	0	0	0	0	155	11/01/2042	1.A
.3128M9-NL-2	FH G07295 - RMBS .....	09/01/2025	Paydown .....		12,967	12,967	13,239	13,191	0	(225)	0	(225)	0	12,967	0	0	0	0	303	05/01/2042	1.A
.3128MU-TW-0	FH G08564 - RMBS .....	09/01/2025	Paydown .....		12,048	12,048	12,750	12,599	0	(551)	0	(551)	0	12,048	0	0	0	0	357	12/01/2043	1.A
.312943-ZY-2	FH A95259 - RMBS .....	09/01/2025	Paydown .....		7,015	7,015	7,455	7,346	0	(332)	0	(332)	0	7,015	0	0	0	0	187	12/01/2040	1.A
.31320Q-FD-3	FH SD2864 - RMBS .....	09/01/2025	Paydown .....		285,361	285,361	252,500	253,403	0	31,959	0	31,959	0	285,361	0	0	0	0	5,857	03/01/2052	1.A
.31320W-D6-7	FH SD8225 - RMBS .....	09/01/2025	Paydown .....		181,692	181,692	155,006	155,694	0	25,997	0	25,997	0	181,692	0	0	0	0	3,670	07/01/2052	1.A
.31320W-D9-9	FH SD8213 - RMBS .....	09/01/2025	Paydown .....		57,346	57,346	50,193	50,226	0	7,120	0	7,120	0	57,346	0	0	0	0	1,143	05/01/2052	1.A
.3132L7-YL-7	FH V82515 - RMBS .....	09/01/2025	Paydown .....		10,530	10,530	11,142	11,034	0	(505)	0	(505)	0	10,530	0	0	0	0	242	06/01/2046	1.A
.3132M4-KD-6	FH Q24192 - RMBS .....	09/01/2025	Paydown .....		9,872	9,872	10,509	10,335	0	(462)	0	(462)	0	9,872	0	0	0	0	263	01/01/2044	1.A
.31335A-2S-6	FH G60785 - RMBS .....	09/01/2025	Paydown .....		21,197	21,197	22,405	22,220	0	(1,023)	0	(1,023)	0	21,197	0	0	0	0	562	08/01/2046	1.A
.31335A-HN-1	FH G60237 - RMBS .....	09/01/2025	Paydown .....		5,875	5,875	6,329	6,246	0	(370)	0	(370)	0	5,875	0	0	0	0	177	06/01/2042	1.A
.31335A-YK-8	FH G60714 - RMBS .....	09/01/2025	Paydown .....		55,470	55,470	58,651	58,126	0	(2,656)	0	(2,656)	0	55,470	0	0	0	0	1,491	01/01/2046	1.A
.3133CA-CJ-7	FH Q99073 - RMBS .....	09/01/2025	Paydown .....		2,455	2,455	2,365	2,367	0	88	0	88	0	2,455	0	0	0	0	83	06/01/2053	1.A
.3133KR-3C-6	FH RA9795 - RMBS .....	09/01/2025	Paydown .....		3,476	3,476	2,994	3,006	0	470	0	470	0	3,476	0	0	0	0	90	09/01/2053	1.A
.3136BH-M4-2	FN 190379 - CDO/RMBS .....	09/01/2025	Paydown .....		11,638	11,638	12,998	12,622	0	(983)	0	(983)	0	11,638	0	0	0	0	423	05/01/2037	1.A
.3136AD-3F-4	FNR 2013-45 CB - CMO/RMBS .....	09/01/2025	Paydown .....		35,158	35,158	38,751	36,976	0	(1,818)	0	(1,818)	0	35,158	0	0	0	0	940	12/25/2042	1.A
.3137B0-XC-3	FHR 4182 KT - CMO/RMBS .....	09/01/2025	Paydown .....		17,884	17,884	19,357	18,183	0	(299)	0	(299)	0	17,884	0	0	0	0	424	05/15/2041	1.A
.3137BD-H7-4	FHR 4384 BA - CMO/RMBS .....	09/01/2025	Paydown .....		29,341	29,341	27,947	28,731	0	610	0	610	0	29,341	0	0	0	0	590	08/15/2043	1.A
.3138AX-XV-8	FN AJ6091 - RMBS .....	09/01/2025	Paydown .....		1,946	1,946	2,083	2,035	0	(89)	0	(89)	0	1,946	0	0	0	0	52	12/01/2041	1.A
.3138E1-HX-8	FN AJ8345 - RMBS .....	09/01/2025	Paydown .....		13,741	13,741	14,699	14,453	0	(712)	0	(712)	0	13,741	0	0	0	0	364	12/01/2041	1.A
.3138EB-HH-8	FN AK6544 - RMBS .....	09/01/2025	Paydown .....		9,711	9,711	10,316	9,882	0	(171)	0	(171)	0	9,711	0	0	0	0	190	04/01/2027	1.A
.3138EG-HT-4	FN AL0241 - RMBS .....	09/01/2025	Paydown .....		3,520	3,520	3,781	3,711	0	(191)	0	(191)	0	3,520	0	0	0	0	94	04/01/2041	1.A
.3138EK-AR-6	FN AL2715 - RMBS .....	09/01/2025	Paydown .....		18,783	18,783	19,166	19,106	0	(323)	0	(323)	0	18,783	0	0	0	0	433	11/01/2042	1.A
.3138EK-NK-7	FN AL3093 - RMBS .....	09/01/2025	Paydown .....		11,262	11,262	11,931	11,755	0	(493)	0	(493)	0	11,262	0	0	0	0	263	02/01/2043	1.A
.3138EK-RG-2	FN AL3186 - RMBS .....	09/01/2025	Paydown .....		1,864	1,864	2,068	2,011	0	(147)	0	(147)	0	1,864	0	0	0	0	70	03/01/2049	1.A
.3138EK-U9-4	FN AL3307 - RMBS .....	09/01/2025	Paydown .....		11,416	11,416	11,875	11,771	0	(354)	0	(354)	0	11,416	0	0	0	0	297	11/01/2042	1.A
.3138EK-WE-1	FN AL3344 - RMBS .....	09/01/2025	Paydown .....		6,160	6,160	6,600	6,494	0	(334)	0	(334)	0	6,160	0	0	0	0	176	10/01/2042	1.A
.3138EL-BR-3	FN AL3647 - RMBS .....	09/01/2025	Paydown .....		6,611	6,611	7,055	6,930	0	(320)	0	(320)	0	6,611	0	0	0	0	190	12/01/2042	1.A
.3138EP-DB-7	FN AL6397 - RMBS .....	09/01/2025	Paydown .....		41,273	41,273	43,562	42,125	0	(852)	0	(852)	0	41,273	0	0	0	0	941	01/01/2030	1.A
.3138ER-HV-5	FN AL9243 - RMBS .....	09/01/2025	Paydown .....		22,191	22,191	23,984	23,691	0	(1,499)	0	(1,499)	0	22,191	0	0	0	0	671	06/01/2044	1.A
.3138ET-DS-2	FN AL8212 - RMBS .....	09/01/2025	Paydown .....		23,403	23,403	24,420	24,251	0	(848)	0	(848)	0	23,403	0	0	0	0	615	01/01/2043	1.A
.3138IW-MF-4	FN AS0357 - RMBS .....	09/01/2025	Paydown .....		23,859	23,859	25,413	25,123	0	(1,264)	0	(1,264)	0	23,859	0	0	0	0	661	09/01/2043	1.A
.3138WC-TN-3	FN AS3256 - RMBS .....	09/01/2025	Paydown .....		33,714	33,714	35,982	35,482	0	(1,767)	0	(1,767)	0	33,714	0	0	0	0	902	09/01/2044	1.A
.3138WD-2D-2	FN AS4371 - RMBS .....	09/01/2025	Paydown .....		8,298	8,298	8,517	8,477	0	(179)	0	(179)	0	8,298	0	0	0	0	193	02/01/2045	1.A

E05.1

STATEMENT AS OF SEPTEMBER 30, 2025 OF THE Wellpoint Tennessee, Inc.

**SCHEDULE D - PART 4**

Show All Long-Term Bonds and Stock Sold, Redeemed or Otherwise Disposed of During the Current Quarter

1 CUSIP Identification	2 Description	3 Disposal Date	4 Name of Purchaser	5 Number of Shares of Stock	6 Consideration	7 Par Value	8 Actual Cost	9 Prior Year Book/ Adjusted Carrying Value	Change In Book/Adjusted Carrying Value					15 Book/ Adjusted Carrying Value at Disposal Date	16 Foreign Exchange Gain (Loss) on Disposal	17 Realized Gain (Loss) on Disposal	18 Total Gain (Loss) on Disposal	19 Bond Interest/ Stock Dividends Received During Year	20 Stated Contractual Maturity Date	21 NAIC Designation, NAIC Designation Modifier and SVO Administrative Symbol
									10 Unrealized Valuation Increase/ (Decrease)	11 Current Year's (Amortization)/ Accretion	12 Current Year's Other Than Temporary Impairment Recognized	13 Total Change in Book/ Adjusted Carrying Value (10 + 11 - 12)	14 Total Foreign Exchange Change in Book /Adjusted Carrying Value							
..3138WD-RW-3	FN AS4100 - RMBS	09/01/2025	Paydown		1,133	1,133	1,240	1,209	0	(76)	0	(76)	0	1,133	0	0	0	34	12/01/2044	1.A
..3138WE-RK-7	FN AS4989 - RMBS	09/01/2025	Paydown		20,818	20,818	21,410	21,311	0	(493)	0	(493)	0	20,818	0	0	0	500	05/01/2045	1.A
..3138WJ-GH-5	FN AS8299 - RMBS	09/01/2025	Paydown		34,660	34,660	34,492	34,505	0	154	0	154	0	34,660	0	0	0	674	11/01/2046	1.A
..3138Y3-MT-5	FN AX2169 - RMBS	09/01/2025	Paydown		3,827	3,827	4,078	4,053	0	(226)	0	(226)	0	3,827	0	0	0	103	11/01/2044	1.A
..31402Q-2V-2	FN 735288 - RMBS	09/01/2025	Paydown		3,415	3,415	3,709	3,593	0	(178)	0	(178)	0	3,415	0	0	0	114	03/01/2035	1.A
..31403D-DX-4	FN 745418 - RMBS	09/01/2025	Paydown		2,865	2,865	3,117	3,029	0	(164)	0	(164)	0	2,865	0	0	0	105	04/01/2035	1.A
..3140EV-VB-0	FN BC1509 - RMBS	09/01/2025	Paydown		21,781	21,781	22,734	22,556	0	(775)	0	(775)	0	21,781	0	0	0	440	08/01/2046	1.A
..3140H9-GH-0	FN BJ7399 - RMBS	09/01/2025	Paydown		39,269	39,269	40,453	40,290	0	(1,021)	0	(1,021)	0	39,269	0	0	0	1,041	11/01/2048	1.A
..3140HB-FH-6	FN BJ9167 - RMBS	09/01/2025	Paydown		25,369	25,369	25,895	25,848	0	(479)	0	(479)	0	25,369	0	0	0	653	05/01/2048	1.A
..3140J9-D4-0	FN BM4622 - RMBS	09/01/2025	Paydown		11,401	11,401	11,386	11,385	0	16	0	16	0	11,401	0	0	0	286	09/01/2048	1.A
..3140J9-J9-3	FN BM4787 - RMBS	09/01/2025	Paydown		6,070	6,070	6,192	6,152	0	(82)	0	(82)	0	6,070	0	0	0	162	10/01/2033	1.A
..3140J9-UP-4	FN BMS089 - RMBS	09/01/2025	Paydown		19,449	19,449	20,822	20,227	0	(778)	0	(778)	0	19,449	0	0	0	715	02/01/2030	1.A
..3140LH-H4-1	FN CB1150 - RMBS	09/01/2025	Paydown		140,434	140,434	126,830	127,292	0	13,142	0	13,142	0	140,434	0	0	2,740	07/01/2051	1.A	
..31412Q-2H-8	FN 932389 - RMBS	09/01/2025	Paydown		3,991	3,991	4,349	4,254	0	(263)	0	(263)	0	3,991	0	0	0	120	01/01/2040	1.A
..31416B-TA-6	FN 995245 - RMBS	09/01/2025	Paydown		4,500	4,500	4,922	4,798	0	(297)	0	(297)	0	4,500	0	0	0	152	01/01/2039	1.A
..31416C-D3-7	FN 995722 - RMBS	09/01/2025	Paydown		5,703	5,703	6,190	6,033	0	(330)	0	(330)	0	5,703	0	0	0	187	05/01/2038	1.A
..31416Y-XY-9	FN AB3394 - RMBS	09/01/2025	Paydown		1,497	1,497	1,627	1,597	0	(100)	0	(100)	0	1,497	0	0	0	45	08/01/2041	1.A
..31417G-CE-4	FN AB9068 - RMBS	09/01/2025	Paydown		3,505	3,505	3,723	3,691	0	(187)	0	(187)	0	3,505	0	0	0	82	04/01/2043	1.A
..31417G-CF-1	FN AB9069 - RMBS	09/01/2025	Paydown		3,309	3,309	3,523	3,446	0	(136)	0	(136)	0	3,309	0	0	0	77	04/01/2043	1.A
..31418A-BG-8	FN MA1770 - RMBS	09/01/2025	Paydown		1,512	1,512	1,623	1,602	0	(89)	0	(89)	0	1,512	0	0	0	45	02/01/2044	1.A
..31418A-JL-3	FN MA1166 - RMBS	09/01/2025	Paydown		8,348	8,348	8,854	8,607	0	(259)	0	(259)	0	8,348	0	0	0	195	09/01/2032	1.A
..31418D-MJ-8	FN MA3960 - RMBS	09/01/2025	Paydown		4,331	4,331	4,565	4,542	0	(212)	0	(212)	0	4,331	0	0	0	86	03/01/2050	1.A
..31418E-GG-9	FN MA4698 - RMBS	09/01/2025	Paydown		32,116	32,116	27,374	0	0	4,742	0	4,742	0	32,116	0	0	0	468	08/01/2052	1.A
..31419D-4K-4	FN AE3525 - RMBS	09/01/2025	Paydown		9,229	9,229	9,924	9,679	0	(450)	0	(450)	0	9,229	0	0	0	242	03/01/2041	1.A
..31420Q-BQ-4	FH RJ0046 - RMBS	09/01/2025	Paydown		2,518	2,518	2,169	2,175	0	343	0	343	0	2,518	0	0	0	67	10/01/2053	1.A
..31420Q-BS-0	FH RJ0048 - RMBS	09/01/2025	Paydown		17,088	17,088	15,214	15,259	0	1,829	0	1,829	0	17,088	0	0	0	506	10/01/2053	1.A
1039999999. Subtotal - Asset-Backed Securities - Financial Asset-Backed - Self-Liquidating - Agency Residential Mortgage-Backed Securities - Not/Partially Guaranteed (Not Exempt from RBC)					1,434,767	1,434,767	1,382,713	1,346,803	0	60,590	0	60,590	0	1,434,767	0	0	0	32,996	XXX	XXX
..3132YB-Y9-2	FH WE6104 - CMBS/RMBS	09/01/2025	Paydown		10,214	10,214	9,412	9,443	0	772	0	772	0	10,214	0	0	0	255	01/01/2041	1.A
..3132YB-XM-3	FH WE6084 - CMBS/RMBS	09/01/2025	Paydown		4,670	4,670	4,641	4,642	0	28	0	28	0	4,670	0	0	0	153	02/01/2040	1.A
..3132YB-XT-8	FH WE6090 - CMBS/RMBS	09/01/2025	Paydown		3,032	3,032	2,999	3,000	0	32	0	32	0	3,032	0	0	0	105	08/01/2040	1.A
..3137HB-2V-5	FRETE ML-19 AUS - CMBS	09/01/2025	Paydown		19,548	19,548	17,746	17,883	0	1,665	0	1,665	0	19,548	0	0	0	522	12/26/2036	1.B FE
..3137HB-CD-4	FRETE ML-20 AUS - CMBS	09/01/2025	Paydown		4,692	4,692	4,529	4,537	0	154	0	154	0	4,692	0	0	0	140	08/25/2040	1.B FE
..3137HD-JL-5	FRETE ML-23 AUS - CMBS	09/01/2025	Paydown		3,294	3,294	3,480	3,474	0	(180)	0	(180)	0	3,294	0	0	0	102	04/25/2042	1.B FE
1049999999. Subtotal - Asset-Backed Securities - Financial Asset-Backed - Self-Liquidating - Agency Commercial Mortgage-Backed Securities - Not/Partially Guaranteed (Not Exempt from RBC)					45,450	45,450	42,806	42,979	0	2,471	0	2,471	0	45,450	0	0	0	1,278	XXX	XXX
..02660L-AB-6	AHMA 2006-4 A12 - RMBS	09/25/2025	Paydown		59,291	59,291	39,577	31,412	9,276	18,602	0	27,879	0	59,291	0	0	0	1,667	10/25/2046	1.A FM
..12662G-AC-2	CSMC 21RPL4 A1 - CMO/RMBS	09/01/2025	Paydown		151,527	151,140	151,140	151,014	0	513	0	513	0	151,527	0	0	0	5,436	12/27/2060	2.B Z
..12669G-PR-6	CWHL 2005-2 2A1 - CMO/RMBS	09/25/2025	Paydown		1,561	1,561	1,502	1,514	0	47	0	47	0	1,561	0	0	0	55	03/25/2035	1.A FM
..24381Y-AA-2	DIRMT 2022-3 A1 - CMO/RMBS	09/01/2025	Paydown		224,411	224,411	223,360	223,405	0	1,007	0	1,007	0	224,411	0	0	0	7,617	07/25/2067	1.A
..268432-AA-9	EFMT 224 A1 - CMO/RMBS	09/01/2025	Paydown		460,156	460,156	454,566	455,239	0	4,917	0	4,917	0	460,156	0	0	0	18,090	09/25/2067	1.A
..52474H-AA-8	LJMAT 20RP1 A1 - CMO/RMBS	09/01/2025	Paydown		10,580	10,580	9,786	9,944	0	636	0	636	0	10,580	0	0	0	219	09/25/2059	1.A
..552751-AA-7	MFRA 20NM2 A1 - CMO/RMBS	09/01/2025	Paydown		92,655	92,655	92,654	92,599	0	56	0	56	0	92,655	0	0	0	860	04/27/2056	1.A
..57645R-AA-9	MARM 2007-HF1 A1 - RMBS	09/25/2025	Paydown		28,073	28,074	14,848	11,207	3,640	13,226	0	16,866	0	28,073	0	0	0	420	05/25/2037	1.A FM
..59981T-AC-9	MCMLT 2019-GS2 A1 - CMO/RMBS	09/01/2025	Paydown		14,897	14,897	13,714	14,091	0	806	0	806	0	14,897	0	0	0	278	08/25/2059	1.A
..61744C-HA-7	MSAC 2004-HEB M1 - RMBS	09/25/2025	Paydown		5,044	5,044	4,868	4,918	0	126	0	126	0	5,044	0	0	0	146	09/25/2034	1.A FM
..62917J-AA-8	NLT 2021-INV2 A1 - CMO/RMBS	09/01/2025	Paydown		126,921	126,921	99,499	101,601	0	25,320	0	25,320	0	126,921	0	0	0	892	08/25/2056	1.A FE
..62959R-AA-3	NVMT 21SP1 A1 - RMBS	07/25/2025	Paydown		3,615,147	3,615,147	3,615,147	3,615,147	0	(1,306)	0	(1,306)	0	3,615,141	0	1,306	1,306	109,728	08/25/2061	2.B Z
..64831E-AB-6	NRZT 2021-NQM2R A2 - CMO/RMBS	09/01/2025	Paydown		23,842	23,842	23,842	23,834	0	8	0	8	0	23,842	0	0	0	188	10/25/2058	1.A
..64831E-AC-4	NRZT 2021-NQM2R A3 - CMO/RMBS	09/01/2025	Paydown		17,265	17,265	17,265	17,258	0	7	0	7	0	17,265	0	0	0	160	10/25/2058	1.A
..64831H-AH-5	NRZT 2023-NQM1 A1A - RMBS	09/01/2025	Paydown		53,697	53,697	53,697	53,682	0	15	0	15	0	53,697	0	0	0	2,506	10/25/2063	1.A

E05.2

STATEMENT AS OF SEPTEMBER 30, 2025 OF THE Wellpoint Tennessee, Inc.

**SCHEDULE D - PART 4**

Show All Long-Term Bonds and Stock Sold, Redeemed or Otherwise Disposed of During the Current Quarter

1	2	3	4	5	6	7	8	9	Change In Book/Adjusted Carrying Value					15	16	17	18	19	20	21	
									10	11	12	13	14								
CUSIP Identification	Description	Disposal Date	Name of Purchaser	Number of Shares of Stock	Consideration	Par Value	Actual Cost	Prior Year Book/Adjusted Carrying Value	Unrealized Valuation Increase/(Decrease)	Current Year's (Amortization)/Accretion	Current Year's Other Than Temporary Impairment Recognized	Total Change in Book/Adjusted Carrying Value (10 + 11 - 12)	Total Foreign Exchange Change in Book /Adjusted Carrying Value	Book/Adjusted Carrying Value at Disposal Date	Foreign Exchange Gain (Loss) on Disposal	Realized Gain (Loss) on Disposal	Total Gain (Loss) on Disposal	Bond Interest/Stock Dividends Received During Year	Stated Contractual Maturity Date	NAIC Designation, NAIC Designation Modifier and SVO Administrative Symbol	
..64831H-AA-0	NRZT 2022-NQM2 A1 - CMO/RMBS	09/01/2025	Paydown		134,820	134,820	121,254	123,076	0	11,744	0	11,744	0	134,820	0	0	0	2,703	03/27/2062	1.A	
..89176U-AN-4	TPMT 2020-2 A1A - CMO/RMBS	09/01/2025	Paydown		9,684	9,684	8,468	8,692	0	992	0	992	0	9,684	0	0	0	105	04/26/2060	1.A	
..89177H-AA-0	TPMT 2019-RV2 A1 - RMBS	09/25/2025	Paydown		45,112	45,112	45,457	45,287	0	(175)	0	(175)	0	45,112	0	0	0	2,166	05/28/2058	1.A	
<b>1059999999. Subtotal - Asset-Backed Securities - Financial Asset-Backed - Self-Liquidating - Non-Agency Residential Mortgage-Backed Securities (Unaffiliated)</b>					5,074,683	5,074,297	4,990,641	4,983,919	12,917	76,542	0	89,459	0	5,073,377	0	1,306	1,306	153,237	XXX	XXX	
..00500R-AA-3	ACREC 2021-FL1 A - CMBS	07/18/2025	Paydown		257,800	257,800	256,121	257,800	0	0	0	0	0	257,800	0	0	0	8,484	10/20/2036	1.A FE	
..03880R-AA-7	ARCLD 2021-FL4 A - CMBS	09/15/2025	Paydown		55,170	55,170	55,170	55,170	0	0	0	0	0	55,170	0	0	0	2,205	11/17/2036	1.A FE	
..95002X-BB-0	WFCM 2020-G57 ASB - CMBS	09/01/2025	Paydown		51,861	51,861	53,416	52,478	0	(617)	0	(617)	0	51,861	0	0	0	744	08/15/2053	1.A	
<b>1079999999. Subtotal - Asset-Backed Securities - Financial Asset-Backed - Self-Liquidating - Non-Agency Commercial Mortgage-Backed Securities (Unaffiliated)</b>					364,831	364,831	364,707	365,448	0	(617)	0	(617)	0	364,831	0	0	0	11,433	XXX	XXX	
..20268W-AA-2	CBSLT 2021-A-GS A - ABS	09/25/2025	Paydown		55,341	55,341	44,030	45,728	0	9,613	0	9,613	0	55,341	0	0	0	448	03/25/2052	1.A FE	
..542514-EU-4	LBMLT 2004-1 M1 - RMBS	09/25/2025	Paydown		7,201	7,201	7,133	7,156	0	45	0	45	0	7,201	0	0	0	261	02/25/2034	1.A FM	
..61744C-HA-7	MSAC 2004-HEB M1 - RMBS	07/25/2025	Paydown		3,080	3,080	3,003	3,003	0	77	0	77	0	3,080	0	0	0	73	09/25/2034	1.A FM	
..84751P-EU-9	SURF 2005-BC1 M4 - RMBS	09/25/2025	Paydown		64,683	64,683	64,531	64,605	0	78	0	78	0	64,683	0	0	0	1,955	12/25/2035	1.A FM	
<b>1119999999. Subtotal - Asset-Backed Securities - Financial Asset-Backed - Self-Liquidating - Other Financial Asset-Backed Securities - Self-Liquidating (Unaffiliated)</b>					130,304	130,304	118,667	120,492	0	9,812	0	9,812	0	130,304	0	0	0	2,738	XXX	XXX	
..78449A-AA-0	SLAM 2021-1 A - ABS	09/15/2025	Paydown		16,700	16,700	16,699	16,699	0	1	0	1	0	16,700	0	0	0	271	06/15/2046	1.F FE	
<b>1519999999. Subtotal - Asset-Backed Securities - Non-Financial Asset-Backed Securities - Practical Expedient - Lease-Backed Securities - Practical Expedient (Unaffiliated)</b>					16,700	16,700	16,699	16,699	0	1	0	1	0	16,700	0	0	0	0	271	XXX	XXX
..864300-AA-6	SUBWAY 2024-1 A21 - ABS	07/30/2025	Paydown		7,500	7,500	7,500	7,500	0	0	0	0	0	7,500	0	0	0	339	07/30/2054	2.B FE	
..88240T-AA-9	ERCOTT 2022 A1 - ABS	08/01/2025	Paydown		33,717	33,717	32,947	33,062	0	655	0	655	0	33,717	0	0	0	1,438	08/01/2036	1.A FE	
<b>1539999999. Subtotal - Asset-Backed Securities - Non-Financial Asset-Backed Securities - Practical Expedient - Other Non-Financial Asset-Backed Securities Securities - Practical Expedient (Unaffiliated)</b>					41,217	41,217	40,447	40,562	0	655	0	655	0	41,217	0	0	0	1,777	XXX	XXX	
<b>1889999999. Total - Asset-Backed Securities (Unaffiliated)</b>					7,158,081	7,157,695	7,010,201	6,969,739	12,917	146,746	0	159,663	0	7,156,775	0	1,306	1,306	205,104	XXX	XXX	
<b>1899999999. Total - Asset-Backed Securities (Affiliated)</b>					0	0	0	0	0	0	0	0	0	0	0	0	0	0	0	XXX	XXX
<b>1909999997. Total - Asset-Backed Securities - Part 4</b>					7,158,081	7,157,695	7,010,201	6,969,739	12,917	146,746	0	159,663	0	7,156,775	0	1,306	1,306	205,104	XXX	XXX	
<b>1909999998. Total - Asset-Backed Securities - Part 5</b>					XXX	XXX	XXX	XXX	XXX	XXX	XXX	XXX	XXX	XXX	XXX	XXX	XXX	XXX	XXX	XXX	XXX
<b>1909999999. Total - Asset-Backed Securities</b>					7,158,081	7,157,695	7,010,201	6,969,739	12,917	146,746	0	159,663	0	7,156,775	0	1,306	1,306	205,104	XXX	XXX	
<b>2009999999. Total - Issuer Credit Obligations and Asset-Backed Securities</b>					35,853,216	38,209,626	36,853,965	30,398,369	1,298,028	161,497	0	1,459,525	0	37,121,908	0	(2,027,468)	(2,027,468)	2,016,032	XXX	XXX	
<b>4509999997. Total - Preferred Stocks - Part 4</b>					0	XXX	0	0	0	0	0	0	0	0	0	0	0	0	0	XXX	XXX
<b>4509999998. Total - Preferred Stocks - Part 5</b>					XXX	XXX	XXX	XXX	XXX	XXX	XXX	XXX	XXX	XXX	XXX	XXX	XXX	XXX	XXX	XXX	XXX
<b>4509999999. Total - Preferred Stocks</b>					0	XXX	0	0	0	0	0	0	0	0	0	0	0	0	0	XXX	XXX
..84863V-13-5	SPIRIT TRAVEL GROUP INC.	09/30/2025	Unknown		21,052,000	21,052,000	256,274	256,274	0	0	0	0	0	256,274	0	0	0	0	0	XXX	
<b>5029999999. Subtotal - Common Stocks - Industrial and Miscellaneous (Unaffiliated) Other</b>					256,274	XXX	256,274	0	0	0	0	0	0	0	256,274	0	0	0	0	0	XXX
<b>5989999997. Total - Common Stocks - Part 4</b>					256,274	XXX	256,274	0	0	0	0	0	0	0	256,274	0	0	0	0	0	XXX
<b>5989999998. Total - Common Stocks - Part 5</b>					XXX	XXX	XXX	XXX	XXX	XXX	XXX	XXX	XXX	XXX	XXX	XXX	XXX	XXX	XXX	XXX	XXX
<b>5989999999. Total - Common Stocks</b>					256,274	XXX	256,274	0	0	0	0	0	0	0	256,274	0	0	0	0	0	XXX
<b>5999999999. Total - Preferred and Common Stocks</b>					256,274	XXX	256,274	0	0	0	0	0	0	0	256,274	0	0	0	0	0	XXX
<b>6009999999 - Totals</b>					36,109,490	XXX	37,110,239	30,398,369	1,298,028	161,497	0	1,459,525	0	37,378,181	0	(2,027,468)	(2,027,468)	2,016,032	XXX	XXX	

Schedule DB - Part A - Section 1 - Options, Caps, Floors, Collars, Swaps and Forwards Open

**N O N E**

Schedule DB - Part B - Section 1 - Futures Contracts Open

**N O N E**

Schedule DB - Part B - Section 1B - Brokers with whom cash deposits have been made

**N O N E**

Schedule DB - Part D - Section 1 - Counterparty Exposure for Derivative Instruments Open

**N O N E**

Schedule DB - Part D-Section 2 - Collateral for Derivative Instruments Open - Pledged By

**N O N E**

Schedule DB - Part D-Section 2 - Collateral for Derivative Instruments Open - Pledged To

**N O N E**

Schedule DB - Part E - Derivatives Hedging Variable Annuity Guarantees

**N O N E**

STATEMENT AS OF SEPTEMBER 30, 2025 OF THE Wellpoint Tennessee, Inc.

**SCHEDULE DL - PART 1**  
**SECURITIES LENDING COLLATERAL ASSETS**

Reinvested Collateral Assets Owned Current Statement Date  
(Securities lending collateral assets reported in aggregate on Line 10 of the Assets page (Line 9 for Separate Accounts) and not included on Schedules A, B, BA, D, DB and E)

1	2	3	4	5	6	7
CUSIP Identification	Description	Restricted Asset Code	NAIC Designation, NAIC Designation Modifier and SVO Administrative Symbol	Fair Value	Book/Adjusted Carrying Value	Maturity Date
912810-QB-7	UNITED STATES OF AMERICA BOND FIXED 4.25% 15/MAY/2039 USD 100		1.A	1,093	1,093	05/15/2039
912810-QK-7	UNITED STATES OF AMERICA BOND FIXED 3.875% 15/AUG/2040 USD 100		1.A	5,071	5,071	08/15/2040
912810-RQ-3	UNITED STATES OF AMERICA BOND FIXED 2.5% 15/FEB/2046 USD 100		1.A	961	961	02/15/2046
912810-SK-5	UNITED STATES OF AMERICA BOND FIXED 2.375% 15/NOV/2049 USD 100		1.A	65	65	11/15/2049
912810-SP-4	UNITED STATES OF AMERICA BOND FIXED 1.375% 15/AUG/2050 USD 100		1.A	61,220	61,220	08/15/2050
912810-SR-0	UNITED STATES OF AMERICA BOND FIXED 1.125% 15/MAY/2040 USD 100		1.A	77,233	77,233	05/15/2040
912810-SS-8	UNITED STATES OF AMERICA BOND FIXED 1.625% 15/NOV/2050 USD 100		1.A	75,462	75,462	11/15/2050
912810-SV-1	UNITED STATES OF AMERICA BOND FIXED 0.125% 15/FEB/2051 USD 100		1.A	10,372	10,372	02/15/2051
912810-SY-5	UNITED STATES OF AMERICA BOND FIXED 2.25% 15/MAY/2041 USD 100		1.A	11,283	11,283	05/15/2041
912810-SZ-2	UNITED STATES OF AMERICA BOND FIXED 2% 15/AUG/2051 USD 100		1.A	150,533	150,533	08/15/2051
912810-TA-6	UNITED STATES OF AMERICA BOND FIXED 1.75% 15/AUG/2041 USD 100		1.A	224,035	224,035	08/15/2041
912810-TD-0	UNITED STATES OF AMERICA BOND FIXED 2.25% 15/FEB/2052 USD 100		1.A	141,210	141,210	02/15/2052
912810-TF-5	UNITED STATES OF AMERICA BOND FIXED 2.375% 15/FEB/2042 USD 100		1.A	8	8	02/15/2042
912810-TH-1	UNITED STATES OF AMERICA BOND FIXED 3.25% 15/MAY/2042 USD 100		1.A	64	64	05/15/2042
912810-TJ-7	UNITED STATES OF AMERICA BOND FIXED 3% 15/AUG/2052 USD 100		1.A	11,934	11,934	08/15/2052
912810-TJ-7	UNITED STATES OF AMERICA BOND FIXED 3% 15/AUG/2052 USD 100		1.A	2,840	2,840	08/15/2052
912810-TL-2	UNITED STATES OF AMERICA BOND FIXED 4% 15/NOV/2052 USD 100		1.A	32,693	32,693	11/15/2052
912810-TM-0	UNITED STATES OF AMERICA BOND FIXED 4% 15/NOV/2042 USD 100		1.A	217,803	217,803	11/15/2042
912810-TM-0	UNITED STATES OF AMERICA BOND FIXED 4% 15/NOV/2042 USD 100		1.A	4,964	4,964	11/15/2042
912810-TP-3	UNITED STATES OF AMERICA BOND FIXED 1.5% 15/FEB/2053 USD 100		1.A	207,494	207,494	02/15/2053
912810-TQ-1	UNITED STATES OF AMERICA BOND FIXED 3.875% 15/FEB/2043 USD 100		1.A	25,359	25,359	02/15/2043
912810-TQ-1	UNITED STATES OF AMERICA BOND FIXED 3.875% 15/FEB/2043 USD 100		1.A	17,824	17,824	02/15/2043
912810-TS-7	UNITED STATES OF AMERICA BOND FIXED 3.875% 15/MAY/2043 USD 100		1.A	117	117	05/15/2043
912810-TT-5	UNITED STATES OF AMERICA BOND FIXED 4.125% 15/AUG/2053 USD 100		1.A	3,211	3,211	08/15/2053
912810-TU-2	UNITED STATES OF AMERICA BOND FIXED 4.375% 15/AUG/2043 USD 100		1.A	1,635	1,635	08/15/2043
912810-TV-0	UNITED STATES OF AMERICA BOND FIXED 4.75% 15/NOV/2053 USD 100		1.A	23,501	23,501	11/15/2053
912810-UB-2	UNITED STATES OF AMERICA BOND FIXED 4.625% 15/MAY/2044 USD 100		1.A	18,100	18,100	05/15/2044
912828-9F-5	UNITED STATES OF AMERICA NOTES FIXED 2.25% 15/NOV/2027 USD 100		1.A	447	447	11/15/2027
912828-29-4	UNITED STATES OF AMERICA NOTES FIXED 1.5% 15/FEB/2030 USD 100		1.A	12	12	02/15/2030
912828-ZN-3	UNITED STATES OF AMERICA NOTES FIXED 0.5% 30/APR/2027 USD 100		1.A	20,037	20,037	04/30/2027
912828-ZV-5	UNITED STATES OF AMERICA NOTES FIXED 0.5% 30/JUN/2027 USD 100		1.A	71,136	71,136	06/30/2027
912828-ZZ-6	UNITED STATES OF AMERICA NOTES FIXED 0.125% 15/JUL/2030 USD 100		1.A	21,573	21,573	07/15/2030
91282C-AU-5	UNITED STATES OF AMERICA NOTES FIXED 0.5% 31/OCT/2027 USD 100		1.A	7,049	7,049	10/31/2027
91282C-AV-3	UNITED STATES OF AMERICA NOTES FIXED 0.875% 15/NOV/2030 USD 100		1.A	15,639	15,639	11/15/2030
91282C-BF-7	UNITED STATES OF AMERICA NOTES FIXED 0.125% 15/JAN/2031 USD 100		1.A	61,188	61,188	01/15/2031
91282C-BJ-9	UNITED STATES OF AMERICA NOTES FIXED 0.75% 31/JAN/2028 USD 100		1.A	151,399	151,399	01/31/2028
91282C-BL-4	UNITED STATES OF AMERICA NOTES FIXED 1.125% 15/FEB/2031 USD 100		1.A	38,511	38,511	02/15/2031
91282C-BP-5	UNITED STATES OF AMERICA NOTES FIXED 1.125% 29/FEB/2028 USD 100		1.A	138,739	138,739	02/29/2028
91282C-BP-5	UNITED STATES OF AMERICA NOTES FIXED 1.125% 29/FEB/2028 USD 100		1.A	1,380	1,380	02/29/2028
91282C-BZ-3	UNITED STATES OF AMERICA NOTES FIXED 1.25% 30/APR/2028 USD 100		1.A	25,573	25,573	04/30/2028
91282C-CB-5	UNITED STATES OF AMERICA NOTES FIXED 1.625% 15/MAY/2031 USD 100		1.A	1,470	1,470	05/15/2031
91282C-CE-9	UNITED STATES OF AMERICA NOTES FIXED 1.25% 31/MAY/2028 USD 100		1.A	41,149	41,149	05/31/2028
91282C-CH-2	UNITED STATES OF AMERICA NOTES FIXED 1.25% 30/JUN/2028 USD 100		1.A	212,519	212,519	06/30/2028
91282C-CH-2	UNITED STATES OF AMERICA NOTES FIXED 1.25% 30/JUN/2028 USD 100		1.A	34,922	34,922	06/30/2028
91282C-CM-1	UNITED STATES OF AMERICA NOTES FIXED 0.125% 15/JUL/2031 USD 100		1.A	348,826	348,826	07/15/2031
91282C-CR-0	UNITED STATES OF AMERICA NOTES FIXED 1% 31/JUL/2028 USD 100		1.A	67,614	67,614	07/31/2028
91282C-CB-8	UNITED STATES OF AMERICA NOTES FIXED 1.25% 15/AUG/2031 USD 100		1.A	223,041	223,041	08/15/2031
91282C-CV-1	UNITED STATES OF AMERICA NOTES FIXED 1.125% 31/AUG/2028 USD 100		1.A	21,851	21,851	08/31/2028
91282C-CY-5	UNITED STATES OF AMERICA NOTES FIXED 1.25% 30/SEP/2028 USD 100		1.A	90,087	90,087	09/30/2028
91282C-CY-5	UNITED STATES OF AMERICA NOTES FIXED 1.25% 30/SEP/2028 USD 100		1.A	0	0	09/30/2028
91282C-DF-5	UNITED STATES OF AMERICA NOTES FIXED 1.375% 31/OCT/2028 USD 100		1.A	14,939	14,939	10/31/2028
91282C-DJ-7	UNITED STATES OF AMERICA NOTES FIXED 1.375% 15/NOV/2031 USD 100		1.A	25,151	25,151	11/15/2031
91282C-DY-4	UNITED STATES OF AMERICA NOTES FIXED 1.875% 15/FEB/2032 USD 100		1.A	154,980	154,980	02/15/2032
91282C-EJ-6	UNITED STATES OF AMERICA NOTES FIXED 0.125% 15/APR/2027 USD 100		1.A	226,923	226,923	04/15/2027
91282C-EP-2	UNITED STATES OF AMERICA NOTES FIXED 2.875% 15/MAY/2032 USD 100		1.A	296	296	05/15/2032
91282C-FM-8	UNITED STATES OF AMERICA NOTES FIXED 4.125% 30/SEP/2027 USD 100		1.A	295,310	295,310	09/30/2027
91282C-FU-0	UNITED STATES OF AMERICA NOTES FIXED 4.125% 31/OCT/2027 USD 100		1.A	15,401	15,401	10/31/2027
91282C-GC-9	UNITED STATES OF AMERICA NOTES FIXED 3.875% 31/DEC/2027 USD 100		1.A	395,580	395,580	12/31/2027
91282C-GH-8	UNITED STATES OF AMERICA NOTES FIXED 3.5% 31/JAN/2028 USD 100		1.A	323,503	323,503	01/31/2028
91282C-GJ-4	UNITED STATES OF AMERICA NOTES FIXED 3.5% 31/JAN/2030 USD 100		1.A	1,406	1,406	01/31/2030
91282C-GP-0	UNITED STATES OF AMERICA NOTES FIXED 4% 29/FEB/2028 USD 100		1.A	75,908	75,908	02/29/2028
91282C-GQ-8	UNITED STATES OF AMERICA NOTES FIXED 4% 28/FEB/2030 USD 100		1.A	388,318	388,318	02/28/2030
91282C-GZ-8	UNITED STATES OF AMERICA NOTES FIXED 3.5% 30/APR/2030 USD 100		1.A	7,877	7,877	04/30/2030
91282C-HA-2	UNITED STATES OF AMERICA NOTES FIXED 3.5% 30/APR/2028 USD 100		1.A	391,901	391,901	04/30/2028
91282C-HC-8	UNITED STATES OF AMERICA NOTES FIXED 3.375% 15/MAY/2033 USD 100		1.A	70	70	05/15/2033
91282C-HQ-7	UNITED STATES OF AMERICA NOTES FIXED 4.125% 31/JUL/2028 USD 100		1.A	35,956	35,956	07/31/2028
91282C-HR-5	UNITED STATES OF AMERICA NOTES FIXED 4% 31/JUL/2030 USD 100		1.A	115	115	07/31/2030
91282C-HI-4	UNITED STATES OF AMERICA NOTES FIXED 4.125% 31/AUG/2030 USD 100		1.A	22,959	22,959	08/31/2030
91282C-HK-2	UNITED STATES OF AMERICA NOTES FIXED 4.375% 31/AUG/2028 USD 100		1.A	352,455	352,455	08/31/2028
91282C-JF-9	UNITED STATES OF AMERICA NOTES FIXED 4.875% 31/OCT/2028 USD 100		1.A	232,858	232,858	10/31/2028
91282C-JG-7	UNITED STATES OF AMERICA NOTES FIXED 4.875% 31/OCT/2030 USD 100		1.A	12,861	12,861	10/31/2030
91282C-JN-2	UNITED STATES OF AMERICA NOTES FIXED 4.375% 30/NOV/2028 USD 100		1.A	38,858	38,858	11/30/2028
91282C-KC-4	UNITED STATES OF AMERICA NOTES FIXED 4.25% 28/FEB/2031 USD 100		1.A	115,079	115,079	02/28/2031
91282C-KP-5	UNITED STATES OF AMERICA NOTES FIXED 4.625% 30/APR/2029 USD 100		1.A	116,119	116,119	04/30/2029
91282C-KT-7	UNITED STATES OF AMERICA NOTES FIXED 4.5% 31/MAY/2029 USD 100		1.A	10,611	10,611	05/31/2029
91282C-LM-1	UNITED STATES OF AMERICA NOTES FIXED 3.625% 30/SEP/2031 USD 100		1.A	106	106	09/30/2031
91282C-ME-8	UNITED STATES OF AMERICA NOTES FIXED 4.25% 31/DEC/2026 USD 100		1.A	2	2	12/31/2026
91282C-NB-3	UNITED STATES OF AMERICA NOTES FIXED 1.625% 15/APR/2030 USD 100		1.A	18,550	18,550	04/15/2030
0019999999	Subtotal - Issuer Credit Obligations (Schedule D, Part 1, Section 1 type) - U.S. Government Obligations (Exempt from RBC)			6,194,340	6,194,340	XXX
0489999999	Total - Issuer Credit Obligations (Schedule D, Part 1, Section 1 type) - (Unaffiliated)			6,194,340	6,194,340	XXX
0499999999	Total - Issuer Credit Obligations (Schedule D, Part 1, Section 1 type) - (Affiliated)			0	0	XXX
0509999999	Total - Issuer Credit Obligations (Schedule D, Part 1, Section 1 type)			6,194,340	6,194,340	XXX
1889999999	Total - Asset-Backed Securities (Schedule D, Part 1, Section 2 type) - (Unaffiliated)			0	0	XXX
1899999999	Total - Asset-Backed Securities (Schedule D, Part 1, Section 2 type) - (Affiliated)			0	0	XXX
1909999999	Total - Asset-Backed Securities (Schedule D, Part 1, Section 2 type)			0	0	XXX
2009999999	Total - Issuer Credit Obligations and Asset-Backed Securities			6,194,340	6,194,340	XXX
4109999999	Total - Preferred Stocks (Schedule D, Part 2, Section 1 type) - Industrial and Miscellaneous (Unaffiliated)			0	0	XXX
4409999999	Total - Preferred Stocks (Schedule D, Part 2, Section 1 type) - Parent, Subsidiaries and Affiliates			0	0	XXX
4509999999	Total - Preferred Stocks (Schedule D, Part 2, Section 1 type)			0	0	XXX
5109999999	Total - Common Stocks (Schedule D, Part 2, Section 2 type) - Industrial and Miscellaneous (Unaffiliated)			0	0	XXX
5409999999	Total - Common Stocks (Schedule D, Part 2, Section 2 type) - Mutual Funds			0	0	XXX
5609999999	Total - Common Stocks (Schedule D, Part 2, Section 2 type) - Unit Investment Trusts			0	0	XXX

STATEMENT AS OF SEPTEMBER 30, 2025 OF THE Wellpoint Tennessee, Inc.

**SCHEDULE DL - PART 1**  
**SECURITIES LENDING COLLATERAL ASSETS**

Reinvested Collateral Assets Owned Current Statement Date  
(Securities lending collateral assets reported in aggregate on Line 10 of the Assets page (Line 9 for Separate Accounts) and not included on Schedules A, B, BA, D, DB and E)

1	2	3	4	5	6	7
CUSIP Identification	Description	Restricted Asset Code	NAIC Designation, NAIC Designation Modifier and SVO Administrative Symbol	Fair Value	Book/Adjusted Carrying Value	Maturity Date
5809999999. Total - Common Stocks (Schedule D, Part 2, Section 2 type) - Closed-End Funds				0	0	XXX
5979999999. Total - Common Stocks (Schedule D, Part 2, Section 2 type) - Parent, Subsidiaries and Affiliates				0	0	XXX
5989999999. Total - Common Stocks (Schedule D, Part 2, Section 2 type)				0	0	XXX
5999999999. Total - Preferred and Common Stocks				0	0	XXX
000000-00-0	PERSHING LLC		1.E	1,220,935	1,220,935	02/02/2026
000000-00-0	PERSHING LLC		1.E	976,748	976,748	02/02/2026
000000-00-0	PERSHING LLC		1.E	475,118	475,118	02/02/2026
000000-00-0	PERSHING LLC		1.E	380,094	380,094	02/02/2026
000000-00-0	SOCIETE GENERALE PARIS		1.F	361,082	358,036	02/02/2026
000000-00-0	SOCIETE GENERALE PARIS		1.F	140,512	139,327	02/02/2026
000000-00-0	AUSTRALIA NEW ZEALAND		1.D	610,545	610,468	12/22/2025
000000-00-0	AUSTRALIA NEW ZEALAND		1.D	237,589	237,559	12/22/2025
9509999999. Subtotal - Short-Term Invested Assets (Schedule DA, Part 1 type)				4,402,623	4,398,285	XXX
000000-00-0	CANADIAN IMPERIAL BANK TOR			244,187	244,187	10/01/2025
000000-00-0	DNB NOR BANK ASA NEW YORK			222,210	222,210	10/01/2025
000000-00-0	DNB NOR BANK ASA NEW YORK			439,537	439,537	10/01/2025
000000-00-0	FIRST ABU DHABI BANK USA NV			854,655	854,655	10/01/2025
000000-00-0	LANDESBANK BADEN-WURTEMBERG LDN			366,281	366,281	10/01/2025
000000-00-0	LHT N.Y.			244,187	244,187	10/01/2025
000000-00-0	MIZUHO BANK LIMITED LONDON			488,374	488,374	10/01/2025
000000-00-0	RABOBANK NETHERLANDS			488,374	488,374	10/01/2025
000000-00-0	SVENSKA NY			610,468	610,468	10/01/2025
000000-00-0	SVENSKA NY			891,283	891,283	10/01/2025
000000-00-0	CANADIAN IMPERIAL BANK TOR			95,024	95,024	10/01/2025
000000-00-0	DNB NOR BANK ASA NEW YORK			86,471	86,471	10/01/2025
000000-00-0	DNB NOR BANK ASA NEW YORK			171,042	171,042	10/01/2025
000000-00-0	FIRST ABU DHABI BANK USA NV			332,582	332,582	10/01/2025
000000-00-0	LANDESBANK BADEN-WURTEMBERG LDN			142,535	142,535	10/01/2025
000000-00-0	LHT N.Y.			95,024	95,024	10/01/2025
000000-00-0	MIZUHO BANK LIMITED LONDON			190,047	190,047	10/01/2025
000000-00-0	RABOBANK NETHERLANDS			190,047	190,047	10/01/2025
000000-00-0	SVENSKA NY			237,559	237,559	10/01/2025
000000-00-0	SVENSKA NY			346,836	346,836	10/01/2025
000000-00-0	NATL BANK CANADA			1,050,004	1,050,004	10/07/2025
000000-00-0	NATL BANK CANADA			408,601	408,601	10/07/2025
000000-00-0	SUMITOMO MITSUI TRUST BANK LTD, LDN			121,761	121,666	10/24/2025
000000-00-0	SUMITOMO MITSUI TRUST BANK LTD, LDN			47,383	47,345	10/24/2025
000000-00-0	Mitsubishi UFJ Trust & Bank Co			413,848	413,365	10/27/2025
000000-00-0	Mitsubishi UFJ Trust & Bank Co			161,046	160,936	10/27/2025
000000-00-0	BANK OF MONTREAL, LONDON			243,523	241,700	10/24/2025
000000-00-0	BANK OF MONTREAL, LONDON			94,765	94,056	10/24/2025
000000-00-0	SUMITOMO MITSUI TRUST BANK LTD, LDN			537,276	537,211	10/10/2025
000000-00-0	SUMITOMO MITSUI TRUST BANK LTD, LDN			209,077	209,052	10/10/2025
000000-00-0	Mitsubishi UFJ Trust & Bank Co			240,944	239,775	01/27/2026
000000-00-0	Mitsubishi UFJ Trust & Bank Co			93,762	93,306	01/27/2026
000000-00-0	STANDARD CHARTERED NY			366,344	366,281	02/06/2026
000000-00-0	STANDARD CHARTERED NY			142,560	142,535	02/06/2026
000000-00-0	BANK OF AMERICA NA			610,545	610,468	10/15/2025
000000-00-0	CIBC NY			341,872	341,862	10/09/2025
000000-00-0	BARCLAYS NEW YORK			610,467	610,468	10/01/2025
000000-00-0	BARCLAYS NEW YORK			170,938	170,931	10/15/2025
000000-00-0	CIBC NY			341,870	341,862	10/09/2025
000000-00-0	MIZUHO BANK LIMITED NEW YORK			366,299	366,281	10/10/2025
000000-00-0	BANK OF AMERICA NA			237,589	237,559	10/15/2025
000000-00-0	CIBC NY			133,037	133,033	10/09/2025
000000-00-0	BARCLAYS NEW YORK			237,559	237,559	10/01/2025
000000-00-0	BARCLAYS NEW YORK			66,519	66,516	10/15/2025
000000-00-0	CIBC NY			133,036	133,033	10/09/2025
000000-00-0	MIZUHO BANK LIMITED NEW YORK			142,542	142,535	10/10/2025
000000-00-0	NATIONAL BANK OF CANADA LONDON			244,140	244,187	02/11/2026
000000-00-0	NATIONAL BANK OF CANADA LONDON			95,005	95,024	02/11/2026
000000-00-0	CIC LONDON			240,786	238,753	02/02/2026
000000-00-0	CIC LONDON			93,700	92,909	02/02/2026
000000-00-0	SUMITOMO MITSUI BANKING CORP NY			122,102	122,094	10/14/2025
000000-00-0	SUMITOMO MITSUI BANKING CORP NY			47,515	47,512	10/14/2025
000000-00-0	SUMITOMO MITSUI BANKING CORP NY			244,188	244,187	10/01/2025
000000-00-0	SUMITOMO MITSUI BANKING CORP NY			95,024	95,024	10/01/2025
000000-00-0	NORDEA BANK ABP, NEW YORK BRANCH			244,173	244,187	04/10/2026
000000-00-0	NORDEA BANK ABP, NEW YORK BRANCH			95,018	95,024	04/10/2026
000000-00-0	BNP PARIBAS, NY			195,380	195,350	12/01/2025
000000-00-0	CREDIT AGRICOLE CIB, NY			219,763	219,768	12/03/2025
000000-00-0	BNP PARIBAS, NY			76,030	76,019	12/01/2025
000000-00-0	CREDIT AGRICOLE CIB, NY			85,519	85,521	12/03/2025
000000-00-0	OCBC NEW YORK			244,199	244,149	12/05/2025
000000-00-0	OCBC NEW YORK			95,028	95,009	12/05/2025
000000-00-0	OCBC NEW YORK			610,497	610,468	12/05/2025
000000-00-0	SVENSKA NY			439,572	439,537	12/12/2025
000000-00-0	OCBC NEW YORK			237,570	237,559	12/05/2025
000000-00-0	SVENSKA NY			171,056	171,042	12/12/2025
000000-00-0	ROYAL BANK OF CANADA NY			610,542	610,468	12/12/2025
000000-00-0	ROYAL BANK OF CANADA NY			237,588	237,559	12/12/2025
000000-00-0	CIBC NY			732,546	732,561	12/05/2025
000000-00-0	OCBC NEW YORK			244,219	244,187	12/15/2025
000000-00-0	CIBC NY			285,065	285,071	12/05/2025
000000-00-0	OCBC NEW YORK			95,036	95,024	12/15/2025
000000-00-0	SVENSKA NY			488,448	488,374	12/30/2025
000000-00-0	SVENSKA NY			190,076	190,047	12/30/2025
000000-00-0	COMMONWEALTH BANK AUS, NEW YORK			366,398	366,281	01/16/2026
000000-00-0	COMMONWEALTH BANK AUS, NEW YORK			142,581	142,535	01/16/2026
000000-00-0	RABOBANK LONDON			366,211	366,281	02/04/2026
000000-00-0	ROYAL BANK OF CANADA NY			390,862	390,699	02/02/2026
000000-00-0	ROYAL BANK OF CANADA NY			244,352	244,187	05/01/2026
000000-00-0	TORONTO DOMINION NY			317,645	317,443	05/08/2026
000000-00-0	TORONTO DOMINION NY			244,255	244,187	03/20/2026
000000-00-0	RABOBANK LONDON			142,508	142,535	02/04/2026

STATEMENT AS OF SEPTEMBER 30, 2025 OF THE Wellpoint Tennessee, Inc.

**SCHEDULE DL - PART 1**  
**SECURITIES LENDING COLLATERAL ASSETS**

Reinvested Collateral Assets Owned Current Statement Date  
(Securities lending collateral assets reported in aggregate on Line 10 of the Assets page (Line 9 for Separate Accounts) and not included on Schedules A, B, BA, D, DB and E)

1	2	3	4	5	6	7
CUSIP Identification	Description	Restricted Asset Code	NAIC Designation, NAIC Designation Modifier and SVO Administrative Symbol	Fair Value	Book/Adjusted Carrying Value	Maturity Date
000000-00-0	ROYAL BANK OF CANADA NY			152,101	152,038	02/02/2026
000000-00-0	ROYAL BANK OF CANADA NY			95,088	95,024	05/01/2026
000000-00-0	TORONTO DOMINION NY			123,609	123,531	05/08/2026
000000-00-0	TORONTO DOMINION NY			95,050	95,024	03/20/2026
000000-00-0	BANK OF MONTREAL CHICAGO			146,523	146,512	01/08/2026
000000-00-0	BANK OF MONTREAL CHICAGO			244,281	244,187	05/05/2026
000000-00-0	BANK OF NOVA SCOTIA HOUSTON			244,209	244,187	11/06/2025
000000-00-0	CIBC NY			366,360	366,281	01/23/2026
000000-00-0	NATIONAL AUSTRALIA BANK NY			610,714	610,468	04/02/2026
000000-00-0	RABOBANK LONDON			244,158	244,187	07/30/2026
000000-00-0	RABOBANK LONDON			244,163	244,187	08/12/2026
000000-00-0	SVENSKA NY			488,540	488,374	01/21/2026
000000-00-0	BANK OF MONTREAL CHICAGO			57,018	57,014	01/08/2026
000000-00-0	BANK OF MONTREAL CHICAGO			95,060	95,024	05/05/2026
000000-00-0	BANK OF NOVA SCOTIA HOUSTON			95,032	95,024	11/06/2025
000000-00-0	CIBC NY			142,566	142,535	01/23/2026
000000-00-0	NATIONAL AUSTRALIA BANK NY			237,655	237,559	04/02/2026
000000-00-0	RABOBANK LONDON			95,012	95,024	07/30/2026
000000-00-0	RABOBANK LONDON			95,014	95,024	08/12/2026
000000-00-0	SVENSKA NY			190,111	190,047	01/21/2026
000000-00-0	COMMONWEALTH BANK AUS, NEW YORK			171,096	170,931	04/13/2026
000000-00-0	COMMONWEALTH BANK AUS, NEW YORK			66,581	66,516	04/13/2026
9609999999	Subtotal - Cash (Schedule E Part 1 type)			27,554,430	27,544,113	XXX
018616-74-8	ALLIANCE BERNSTEIN GOVT FD		1.A	48,837	48,837	10/01/2025
018616-74-8	ALLIANCE BERNSTEIN GOVT FD		1.A	19,005	19,005	10/01/2025
261908-10-7	DREYFUS TREASURY & AGENCY LEX		1.A	296,574	296,574	10/01/2025
261908-10-7	DREYFUS TREASURY & AGENCY LEX		1.A	115,409	115,409	10/01/2025
31607A-70-3	FIDELITY INSTITUTIONAL GOVT		1.A	122,094	122,094	10/01/2025
31607A-70-3	FIDELITY INSTITUTIONAL GOVT		1.A	47,512	47,512	10/01/2025
316175-10-8	FIGXX FIDELITY INST GOVT CLASS 1		1.A	24,419	24,419	10/01/2025
316175-10-8	FIGXX FIDELITY INST GOVT CLASS 1		1.A	9,502	9,502	10/01/2025
44330V-48-0	HSBC US GOVT FUND LEX		1.A	121,605	121,605	10/01/2025
44330V-48-0	HSBC US GOVT FUND LEX		1.A	47,322	47,322	10/01/2025
52470G-79-1	WESTERN ASST GOV FD		1.A	122,094	122,094	10/01/2025
52470G-79-1	WESTERN ASST GOV FD		1.A	47,512	47,512	10/01/2025
61747C-70-7	MS GOVT US		1.A	24,392	24,392	10/01/2025
61747C-70-7	MS GOVT US LEX		1.A	1,098,842	1,098,842	10/01/2025
61747C-70-7	MS GOVT US		1.A	9,492	9,492	10/01/2025
61747C-70-7	MS GOVT US LEX		1.A	427,606	427,606	10/01/2025
825252-88-5	INVESCO GOVT AND AGCY LEX		1.A	4,883,741	4,883,741	10/01/2025
825252-88-5	INVESCO GOVT AND AGCY LEX		1.A	1,900,470	1,900,470	10/01/2025
857492-70-6	STATE STREET INST US GOVT FUND		1.A	537,146	537,146	10/01/2025
857492-70-6	STATE STREET INST US GOVT FUND		1.A	209,026	209,026	10/01/2025
	UNITED STATES OF AMERICA BILL ZERO CPN 23/OCT/2025 USD 100		1.A	8,081	8,081	10/23/2025
	CF SECURED LLC		1.A	2,441,870	2,441,870	10/01/2025
	DEUTSCHE BANK SECURITIES INC.		1.F	52,916	52,916	10/01/2025
	NATWEST MARKETS SECURITIES INC		1.F	1,050,004	1,050,004	10/01/2025
	NOMURA SECURITIES INTERNATIONAL INC		1.A	1,025,586	1,025,586	10/01/2025
	TD PRIME SERVICES LLC		1.A	244,187	244,187	10/01/2025
	TD PRIME SERVICES LLC		1.A	854,655	854,655	10/01/2025
	TD PRIME SERVICES LLC		1.A	2,182,055	2,182,055	10/01/2025
	TD PRIME SERVICES LLC		1.A	3,315,449	3,315,449	10/01/2025
	CF SECURED LLC		1.A	950,235	950,235	10/01/2025
	DEUTSCHE BANK SECURITIES INC.		1.F	20,592	20,592	10/01/2025
	NATWEST MARKETS SECURITIES INC		1.F	408,601	408,601	10/01/2025
	NOMURA SECURITIES INTERNATIONAL INC		1.A	399,099	399,099	10/01/2025
	TD PRIME SERVICES LLC		1.A	95,024	95,024	10/01/2025
	TD PRIME SERVICES LLC		1.A	332,582	332,582	10/01/2025
	TD PRIME SERVICES LLC		1.A	849,130	849,130	10/01/2025
	TD PRIME SERVICES LLC		1.A	1,290,182	1,290,182	10/01/2025
	VIRTU AMERICAS LLC		1.A	610,468	610,468	10/07/2025
	VIRTU AMERICAS LLC		1.A	237,559	237,559	10/07/2025
	UNITED OF OMAHA LIFE INSURANCE		1.E	73,256	73,256	10/30/2025
	UNITED OF OMAHA LIFE INSURANCE		1.E	732,561	732,561	10/30/2025
	UNITED OF OMAHA LIFE INSURANCE		1.E	28,507	28,507	10/30/2025
	UNITED OF OMAHA LIFE INSURANCE		1.E	285,071	285,071	10/30/2025
	BOFA SECURITIES, INC		1.E	1,709,309	1,709,309	11/04/2025
	BOFA SECURITIES, INC		1.E	1,220,935	1,220,935	11/04/2025
	BOFA SECURITIES, INC		1.E	976,748	976,748	11/04/2025
	DEUTSCHE BANK SECURITIES INC.		1.F	732,561	732,561	11/04/2025
	ROYAL BANK CANADA TORONTO		1.D	1,831,403	1,831,403	11/04/2025
	ROYAL BANK CANADA TORONTO		1.D	1,562,797	1,562,797	11/04/2025
	ROYAL BANK CANADA TORONTO		1.D	610,468	610,468	11/04/2025
	ROYAL BANK CANADA TORONTO		1.D	1,220,935	1,220,935	11/04/2025
	ROYAL BANK CANADA TORONTO		1.D	1,831,403	1,831,403	11/04/2025
	ROYAL BANK CANADA TORONTO		1.D	1,343,029	1,343,029	11/04/2025
	TD PRIME SERVICES LLC		1.A	976,748	976,748	11/04/2025
	TD PRIME SERVICES LLC		1.A	561,630	561,630	11/04/2025
	BOFA SECURITIES, INC		1.E	665,165	665,165	11/04/2025
	BOFA SECURITIES, INC		1.E	475,118	475,118	11/04/2025
	BOFA SECURITIES, INC		1.E	380,094	380,094	11/04/2025
	DEUTSCHE BANK SECURITIES INC.		1.F	285,071	285,071	11/04/2025
	ROYAL BANK CANADA TORONTO		1.D	712,676	712,676	11/04/2025
	ROYAL BANK CANADA TORONTO		1.D	608,151	608,151	11/04/2025
	ROYAL BANK CANADA TORONTO		1.D	237,559	237,559	11/04/2025
	ROYAL BANK CANADA TORONTO		1.D	475,118	475,118	11/04/2025
	ROYAL BANK CANADA TORONTO		1.D	712,676	712,676	11/04/2025
	ROYAL BANK CANADA TORONTO		1.D	522,629	522,629	11/04/2025
	TD PRIME SERVICES LLC		1.A	380,094	380,094	11/04/2025
	TD PRIME SERVICES LLC		1.A	218,554	218,554	11/04/2025
	BENNINGTON STARK		1.A	392,986	390,699	11/07/2025
	BENNINGTON STARK		1.A	152,928	152,038	11/07/2025
	PROTECTIVE LIFE INSURANCE COMPANY		1.D	122,094	122,094	12/29/2025
	PROTECTIVE LIFE INSURANCE COMPANY		1.D	1,220,935	1,220,935	12/29/2025
	PROTECTIVE LIFE INSURANCE COMPANY		1.D	47,512	47,512	12/29/2025
	PROTECTIVE LIFE INSURANCE COMPANY		1.D	475,118	475,118	12/29/2025

**SCHEDULE DL - PART 1  
SECURITIES LENDING COLLATERAL ASSETS**

Reinvested Collateral Assets Owned Current Statement Date  
(Securities lending collateral assets reported in aggregate on Line 10 of the Assets page (Line 9 for Separate Accounts)  
and not included on Schedules A, B, BA, D, DB and E)

1	2	3	4	5	6	7
CUSIP Identification	Description	Restricted Asset Code	NAIC Designation, NAIC Designation Modifier and SVO Administrative Symbol	Fair Value	Book/Adjusted Carrying Value	Maturity Date
.....	BOFA SECURITIES, INC .....	.....	.....1.E .....	3,552,921	3,552,921	12/31/2025 .....
.....	BOFA SECURITIES, INC .....	.....	.....1.E .....	366,281	366,281	12/31/2025 .....
.....	BOFA SECURITIES, INC .....	.....	.....1.E .....	1,382,592	1,382,592	12/31/2025 .....
.....	BOFA SECURITIES, INC .....	.....	.....1.E .....	142,535	142,535	12/31/2025 .....
.....	BOFA SECURITIES, INC .....	.....	.....1.E .....	3,662,805	3,662,805	11/21/2025 .....
.....	BOFA SECURITIES, INC .....	.....	.....1.E .....	1,425,353	1,425,353	11/21/2025 .....
9709999999 - Subtotal - Cash Equivalents (Schedule E Part 2 type)				60,795,197	60,792,020	XXX
9999999999 - Totals				98,946,590	98,928,759	XXX

General Interrogatories:

- Total activity for the year Fair Value \$ ..... 18,313,161 Book/Adjusted Carrying Value \$ ..... 18,310,923
- Average balance for the year Fair Value \$ ..... 83,144,982 Book/Adjusted Carrying Value \$ ..... 83,141,664
- Reinvested securities lending collateral assets book/adjusted carrying value included in this schedule by NAIC designation:  
 NAIC 1 \$ ..... 71,384,646 NAIC 2 \$ ..... 0 NAIC 3 \$ ..... 0 NAIC 4 \$ ..... 0 NAIC 5 \$ ..... 0 NAIC 6 \$ ..... 0

**SCHEDULE DL - PART 2  
SECURITIES LENDING COLLATERAL ASSETS**

Reinvested Collateral Assets Owned Current Statement Date  
(Securities lending collateral assets included on Schedules A, B, BA, D, DB and E  
and not reported in aggregate on Line 10 of the Assets page (Line 9 for Separate Accounts))

1	2	3	4	5	6	7
CUSIP Identification	Description	Restricted Asset Code	NAIC Designation, NAIC Designation Modifier and SVO Administrative Symbol	Fair Value	Book/Adjusted Carrying Value	Maturity Date
NONE						
999999999 - Totals						XXX

General Interrogatories:

1. Total activity for the year
2. Average balance for the year

Fair Value \$ .....	Book/Adjusted Carrying Value \$ .....
Fair Value \$ .....	Book/Adjusted Carrying Value \$ .....



STATEMENT AS OF SEPTEMBER 30, 2025 OF THE Wellpoint Tennessee, Inc.

**SCHEDULE E - PART 2 - CASH EQUIVALENTS**

Show Investments Owned End of Current Quarter

1	2	3	4	5	6	7	8	9
CUSIP	Description	Restricted Asset Code	Date Acquired	Stated Rate of Interest	Maturity Date	Book/Adjusted Carrying Value	Amount of Interest Due and Accrued	Amount Received During Year
	Goldman Sachs & Co RP		09/30/2025	4.130	10/01/2025	3,000,000	344	0
	U S TREASURY REPO		09/30/2025	4.250	10/01/2025	2,700,000	319	0
0269999999	Subtotal - Issuer Credit Obligations - Other Issuer Credit Obligations (Unaffiliated)					5,700,000	663	0
0489999999	Total - Issuer Credit Obligations (Unaffiliated)					5,700,000	663	0
0499999999	Total - Issuer Credit Obligations (Affiliated)					0	0	0
0509999999	Total - Issuer Credit Obligations					5,700,000	663	0
38141W-32-3	GOLDMAN:FS TRS O INST	SD	01/03/2025	4.010		766,000	2,556	24,251
8209999999	Subtotal - Exempt Money Market Mutual Funds - as Identified by the SVO					766,000	2,556	24,251
25160K-20-7	DNV GVT MM SRS INST		06/13/2025	4.100		49,000,000	0	499,467
4812A0-36-7	JPMORGAN:PRIME MM CAP		09/05/2025	4.150		74,000,000	0	0
8309999999	Subtotal - All Other Money Market Mutual Funds					123,000,000	0	499,467
8589999999	Total Cash Equivalents (Unaffiliated)					129,466,000	3,219	523,718
8599999999	Total Cash Equivalents (Affiliated)					0	0	0
8609999999	Total Cash Equivalents					129,466,000	3,219	523,718



SUPPLEMENT FOR THE QUARTER ENDING SEPTEMBER 30, 2025 OF THE Wellpoint Tennessee, Inc.

## MEDICARE PART D COVERAGE SUPPLEMENT

(Net of Reinsurance)

NAIC Group Code 0671

NAIC Company Code 12941

	Individual Coverage		Group Coverage		5 Total Cash
	1 Insured	2 Uninsured	3 Insured	4 Uninsured	
1. Premiums Collected .....		XXX		XXX	
2. Earned Premiums .....		XXX		XXX	XXX
3. Claims Paid .....		XXX		XXX	
4. Claims Incurred .....		XXX		XXX	XXX
5. Reinsurance Coverage and Low Income Cost Sharing - Claims Paid Net of Reimbursements Applied (a) .....	XXX		XXX		
6. Aggregate Policy Reserves - Change .....		XXX		XXX	XXX
7. Expenses Paid .....		XXX		XXX	
8. Expenses Incurred .....		XXX		XXX	XXX
9. Underwriting Gain or Loss .....		XXX		XXX	XXX
10. Cash Flow Result .....	XXX	XXX	XXX	XXX	

**NONE**

(a) Uninsured Receivable/Payable with CMS at End of Quarter: \$ ..... due from CMS or \$ ..... due to CMS

**Wellpoint Tennessee, Inc. - Total  
Medicaid-Report 2A  
For the Period Ending 9/30/2025**

	<u>Current Period</u>	<u>Year-To-Date Total</u>	<u>Previous Year Total</u>
Member Months	1,225,952	3,705,267	5,006,337
<b>Revenues:</b>			
TennCare Capitation	552,649,138	1,590,897,434	1,959,995,547
Investment	7,750,498	20,519,849	23,081,242
Other Revenues	4,050,114	13,422,482	10,852,504
<b>Total Revenues</b>	<u>564,449,750</u>	<u>1,624,839,765</u>	<u>1,993,929,293</u>
<b>Estimated Expenses:</b>			
<b>Hospital and Medical (w/o Mental Health)</b>			
Capitated Physician Services	-	-	-
Fee-for Service Physician Services	113,023,194	312,679,086	410,742,774
Inpatient Hospital Services	49,996,270	158,910,521	203,633,997
Outpatient Hospital Services	24,534,314	66,372,102	80,475,449
Emergency Room Services	21,523,313	60,257,889	83,831,903
Dental Services	-	-	-
Vision Services	887,623	2,421,128	4,150,780
Pharmacy Services	-	-	-
Home Health Services	8,310,325	24,131,801	30,286,938
Chiropractic Services	-	-	-
Radiology Services	10,420,262	27,775,252	37,897,339
Laboratory Services	7,364,166	22,405,830	31,969,129
Durable Medical Equipment Services	5,803,425	14,373,145	17,093,060
Transportation Services	14,153,591	38,370,024	54,885,149
Outside Referrals	-	-	-
Occupancy, Depreciation and Amortization	-	-	-
Other Medical and Hospital Services - Write-Ins	-	-	-
<b>Subtotal Medical and Hospital</b>	<u>256,016,483</u>	<u>727,696,778</u>	<u>954,966,518</u>
<b>Mental Health and Substance Abuse Services</b>			
Inpatient Psychiatric Facility Services	10,013,378	29,664,995	40,043,647
Inpatient Substance Abuse Treatment and Detox	2,503,344	7,416,248	10,010,912
Outpatient Mental Health Services	28,948,458	76,093,528	83,234,541
Outpatient Substance Abuse Treatment and Detox	173,676	449,473	632,747
Housing/Residential Treatment	145,276	380,250	705,044
Specialized Crisis Services	2,243,288	6,090,371	9,064,812
Psychiatric Rehab and Support Services	3,260,243	9,030,013	13,459,585
Case Management	603,628	1,759,845	2,494,157
Forensics	-	-	-
Other Judicial	-	-	-
Pharmacy	-	-	-
Lab Services	-	-	-
Transportation	-	-	-
Occupancy, Depreciation and Amortization	-	-	-
Other Mental Health and Substance Abuse Services	-	-	-
PCP and Specialist Services	-	-	-
Tennessee Health Link	7,743,596	23,019,437	33,402,805
Other Mental Health Services - Write-Ins	-	-	-
<b>Subtotal MH&amp;SAS</b>	<u>55,634,887</u>	<u>153,904,160</u>	<u>193,048,250</u>
<b>CHOICES</b>			
Nursing Facility Care	115,730,561	321,208,887	440,565,368
HCBS Services	15,637,067	71,454,404	107,433,185
<b>Subtotal CHOICES</b>	<u>131,367,628</u>	<u>392,663,291</u>	<u>547,998,553</u>
Value Based Payouts	-	-	-
Value Based Recoveries	-	-	-
Other Medical Incentive Pool and Withhold Adjustments	-	-	-
<b>Subtotal Hospital, Medical, MH&amp;SAS, CHOICES</b>	<u>443,018,998</u>	<u>1,274,264,229</u>	<u>1,696,013,321</u>
<b>LESS:</b>			
Net Reinsurance Recoveries Incurred	-	-	-
Copayments	-	-	-
Subrogation and Coordination of Benefits	-	-	-
<b>Subtotal Reinsurance, Copay, Subrogation</b>	<u>-</u>	<u>-</u>	<u>-</u>
<b>Total Hospital, Medical, MH&amp;SAS</b>	<u>443,018,998</u>	<u>1,274,264,229</u>	<u>1,696,013,321</u>
<b>Administration:</b>			
Compensation	30,334,478	87,583,844	113,639,004
Direct and Allocated Admin expenses	-	-	-
Marketing	817,101	4,098,188	2,320,387
Interest Expense	-	-	-
Premium Tax Expense	33,703,604	98,053,978	119,934,826
Occupancy, Depreciation, and Amortization	2,596,909	8,934,201	11,343,794
Other Administration - Write-Ins	13,684,719	34,415,520	53,610,485
<b>Total Administration Expenses</b>	<u>81,136,811</u>	<u>233,085,731</u>	<u>300,848,496</u>
<b>Total Expenses</b>	<u>524,155,809</u>	<u>1,507,349,960</u>	<u>1,996,861,817</u>
Extraordinary Item	-	-	-
Provision for Income Tax	9,474,737	25,809,555	(844,151)
<b>Net Income (Loss)</b>	<u>30,819,204</u>	<u>91,680,250</u>	<u>(2,088,373)</u>
<b>Write-Ins for Other Revenues</b>			
Net Other Revenue	507,514	1,464,382	1,319,170
ASO for ECF	3,542,600	11,958,100	9,533,334
<b>Total Other Revenues</b>	<u>4,050,114</u>	<u>13,422,482</u>	<u>10,852,504</u>
<b>Write-Ins for Other Medical and Hospital</b>			
	-	-	-
	-	-	-
Total Other Medical and Hospital	-	-	-
<b>Write-Ins for Other MH &amp; SS</b>			
	-	-	-
	-	-	-
Total Other MH & SS	-	-	-
<b>Write-Ins for Other Administration</b>			
ACA Health Insurer Fee	-	-	-
Outsourced Services	6,452,658	16,972,291	22,275,431
Postage, Express, and Telephone	475,948	1,382,709	1,937,105
Administrative Service Fee	3,603,996	10,998,830	14,901,972
Legal Fees	218,404	498,213	1,198,211
Travel	252,230	678,976	920,470
Auditing, Actuarial, and Other consulting	2,880,998	7,189,967	8,696,897
Other Administration < \$175,000 YTD	(199,515)	(3,305,465)	3,680,397
<b>Total Other Administration</b>	<u>13,684,719</u>	<u>34,415,520</u>	<u>53,610,485</u>

Wellpoint Tennessee, Inc. - Middle Region  
**Medicaid-Report 2A**  
**For the Period Ending 9/30/2025**

	Current Period	Year-To-Date Total	Previous Year Total
<b>Member Months</b>	<b>489,943</b>	<b>1,478,269</b>	<b>2,045,993</b>
<b>Revenues:</b>			
TennCare Capitation	208,786,146	604,609,642	742,339,636
Investment	2,937,456	7,818,343	8,766,429
Other Revenues	2,044,865	6,658,189	6,203,284
<b>Total Revenues</b>	<b>213,768,468</b>	<b>619,086,174</b>	<b>757,309,349</b>
<b>Estimated Expenses:</b>			
<b>Hospital and Medical (w/o Mental Health)</b>			
Capitated Physician Services			-
Fee-for Service Physician Services	48,858,774	131,883,950	178,341,989
Inpatient Hospital Services	23,556,341	71,134,382	91,649,151
Outpatient Hospital Services	11,926,904	30,872,850	37,429,841
Emergency Room Services	8,791,159	24,862,452	35,114,263
Dental Services	-	-	-
Vision Services	367,196	966,678	1,692,437
Pharmacy Services	-	-	-
Home Health Services	3,701,668	10,021,061	12,726,618
Chiropractic Services	-	-	-
Radiology Services	3,815,351	10,287,472	14,511,600
Laboratory Services	3,021,549	8,822,089	13,407,385
Durable Medical Equipment Services	2,660,514	6,296,067	7,786,737
Transportation Services	5,954,588	15,622,036	23,319,579
Outside Referrals	-	-	-
Occupancy, Depreciation and Amortization	-	-	-
Other Medical and Hospital Services - Write-Ins	-	-	-
<b>Subtotal Medical and Hospital</b>	<b>112,654,044</b>	<b>310,769,036</b>	<b>415,979,598</b>
<b>Mental Health and Substance Abuse Services</b>			
Inpatient Psychiatric Facility Services	4,056,101	11,699,319	17,318,600
Inpatient Substance Abuse Treatment and Detox	1,014,025	2,924,830	4,329,650
Outpatient Mental Health Services	15,733,821	39,948,201	41,265,794
Outpatient Substance Abuse Treatment and Detox	76,151	198,210	292,436
Housing/Residential Treatment	66,988	184,065	253,575
Specialized Crisis Services	1,110,420	2,923,607	4,426,269
Psychiatric Rehab and Support Services	1,290,222	3,512,896	5,464,038
Case Management	246,295	737,205	994,408
Forensics	-	-	-
Other Judicial	-	-	-
Pharmacy	-	-	-
Lab Services	-	-	-
Transportation	-	-	-
Occupancy, Depreciation and Amortization	-	-	-
Other Mental Health and Substance Abuse Services	-	-	-
PCP and Specialist Services	-	-	-
Tennessee Health Link	3,812,702	11,503,349	17,146,488
Other Mental Health Services - Write-Ins	-	-	-
<b>Subtotal MH&amp;SAS</b>	<b>27,406,724</b>	<b>73,631,682</b>	<b>91,491,258</b>
<b>CHOICES</b>			
Nursing Facility Care	35,173,398	92,709,812	128,010,257
HCBS Services	4,529,838	25,526,298	38,091,359
<b>Subtotal CHOICES</b>	<b>39,703,236</b>	<b>118,236,110</b>	<b>166,101,616</b>
Value Based Payouts			-
Value Based Recoveries			-
Other Medical Incentive Pool and Withhold Adjustments			-
<b>Subtotal Hospital, Medical, MH&amp;SAS, CHOICES</b>	<b>179,764,004</b>	<b>502,636,828</b>	<b>673,572,472</b>
<b>LESS:</b>			
Net Reinsurance Recoveries Incurred			-
Copayments			-
Subrogation and Coordination of Benefits			-
<b>Subtotal Reinsurance, Copay, Subrogation</b>	<b>-</b>	<b>-</b>	<b>-</b>
<b>Total Hospital, Medical, MH&amp;SAS</b>	<b>179,764,004</b>	<b>502,636,828</b>	<b>673,572,472</b>
<b>Administration:</b>			
Compensation	12,121,573	34,942,830	46,442,064
Direct and Allocated Admin expenses			-
Marketing	327,094	1,635,031	948,297
Interest Expense			-
Premium Tax Expense	13,468,115	39,120,039	49,015,045
Occupancy, Depreciation, and Amortization	1,038,199	3,564,427	4,635,989
Other Administration - Write-Ins	5,466,667	13,730,565	21,909,568
<b>Total Administration Expenses</b>	<b>32,421,648</b>	<b>92,992,892</b>	<b>122,950,963</b>
<b>Total Expenses</b>	<b>212,185,652</b>	<b>595,629,720</b>	<b>796,523,435</b>
Extraordinary Item			-
Provision for Income Tax	851,771	6,047,265	(7,666,465)
<b>Net Income (Loss)</b>	<b>731,044</b>	<b>17,409,190</b>	<b>(31,547,621)</b>
<b>Write-Ins for Other Revenues</b>			
Net Other Revenue	192,202	557,949	501,031
ASO for ECF	1,852,664	6,100,240	5,702,253
Total Other Revenues	2,044,865	6,658,189	6,203,284
<b>Write-Ins for Other Medical and Hospital</b>			
			-
Total Other Medical and Hospital	-	-	-
<b>Write-Ins for Other MH &amp; SS</b>			
			-
Total Other MH & SS	-	-	-
<b>Write-Ins for Other Administration</b>			
ACA Health Insurer Fee			-
Outsourced Services	2,577,908	6,771,339	9,103,538
Postage, Express, and Telephone	190,190	551,652	791,657
Administrative Service Fee	1,440,346	4,388,141	6,090,148
Legal Fees	87,229	198,769	489,686
Travel	100,774	270,887	376,178
Auditing, Actuarial, and Other consulting	1,150,860	2,868,540	3,554,254
Other Administration < \$175,000 YTD	(80,641)	(1,318,763)	1,504,107
Total Other Administration	5,466,667	13,730,565	21,909,568

WellPoint Tennessee, Inc. - East Region  
Medicaid-Report 2A  
For the Period Ending 9/30/2025

Member Months	Current Period	Year-To-Date Total	Previous Year Total
	<b>398,207</b>	<b>1,206,634</b>	<b>1,536,708</b>
<b>Revenues:</b>			
TennCare Capitation	193,435,466	557,574,484	687,774,440
Investment	2,710,008	7,181,512	8,089,530
Other Revenues	1,192,237	3,903,473	2,969,782
<b>Total Revenues</b>	<b>197,337,711</b>	<b>568,659,469</b>	<b>698,833,751</b>
<b>Estimated Expenses:</b>			
<b>Hospital and Medical (w/o Mental Health)</b>			
Capitated Physician Services	-	-	-
Fee-for Service Physician Services	34,382,831	101,520,060	142,181,278
Inpatient Hospital Services	14,581,116	48,549,020	62,047,338
Outpatient Hospital Services	7,419,657	21,123,509	26,534,204
Emergency Room Services	7,597,319	20,943,429	28,331,354
Dental Services	-	-	-
Vision Services	271,815	761,797	1,349,189
Pharmacy Services	-	-	-
Home Health Services	2,855,164	8,663,639	11,445,498
Chiropractic Services	-	-	-
Radiology Services	4,019,421	10,583,391	14,512,404
Laboratory Services	2,442,978	8,068,516	11,509,129
Durable Medical Equipment Services	1,948,449	4,924,853	5,615,803
Transportation Services	4,279,812	11,927,518	16,370,262
Outside Referrals	-	-	-
Occupancy, Depreciation and Amortization	-	-	-
Other Medical and Hospital Services - Write-Ins	-	-	-
<b>Subtotal Medical and Hospital</b>	<b>79,798,561</b>	<b>237,065,733</b>	<b>319,896,458</b>
<b>Mental Health and Substance Abuse Services</b>			
Inpatient Psychiatric Facility Services	2,820,588	8,746,273	10,996,971
Inpatient Substance Abuse Treatment and Detox	705,147	2,186,568	2,749,243
Outpatient Mental Health Services	7,992,874	21,637,053	25,952,272
Outpatient Substance Abuse Treatment and Detox	64,557	169,797	239,967
Housing/Residential Treatment	58,799	151,117	168,874
Specialized Crisis Services	639,045	1,791,352	2,742,377
Psychiatric Rehab and Support Services	1,091,704	3,007,417	4,502,622
Case Management	204,351	589,957	853,943
Forensics	-	-	-
Other Judicial	-	-	-
Pharmacy	-	-	-
Lab Services	-	-	-
Transportation	-	-	-
Occupancy, Depreciation and Amortization	-	-	-
Other Mental Health and Substance Abuse Services	-	-	-
PCP and Specialist Services	-	-	-
Tennessee Health Link	2,610,334	7,456,831	10,746,445
Other Mental Health Services - Write-Ins	-	-	-
<b>Subtotal MH&amp;SAS</b>	<b>16,187,397</b>	<b>45,736,363</b>	<b>58,952,716</b>
<b>CHOICES</b>			
Nursing Facility Care	44,655,748	126,091,434	181,994,773
HCBS Services	8,199,185	25,436,915	39,981,530
<b>Subtotal CHOICES</b>	<b>52,854,933</b>	<b>151,528,349</b>	<b>221,976,303</b>
Value Based Payouts	-	-	-
Value Based Recoveries	-	-	-
Other Medical Incentive Pool and Withhold Adjustments	-	-	-
<b>Subtotal Hospital, Medical, MH&amp;SAS, CHOICES</b>	<b>148,840,891</b>	<b>434,330,445</b>	<b>600,825,477</b>
<b>LESS:</b>			0.00
Net Reinsurance Recoveries Incurred	-	-	-
Copayments	-	-	-
Subrogation and Coordination of Benefits	-	-	-
<b>Subtotal Reinsurance, Copay, Subrogation</b>	<b>-</b>	<b>-</b>	<b>-</b>
<b>Total Hospital, Medical, MH&amp;SAS</b>	<b>148,840,891</b>	<b>434,330,445</b>	<b>600,825,477</b>
<b>Administration:</b>			
Compensation	9,854,776	28,522,002	34,881,792
Direct and Allocated Admin expenses	-	-	-
Marketing	264,730	1,334,590	712,249
Interest Expense	-	-	-
Premium Tax Expense	10,948,998	31,931,640	36,814,311
Occupancy, Depreciation, and Amortization	843,063	2,909,455	3,482,008
Other Administration - Write-Ins	4,447,876	11,207,541	16,455,879
<b>Total Administration Expenses</b>	<b>26,359,443</b>	<b>75,905,229</b>	<b>92,346,238</b>
<b>Total Expenses</b>	<b>175,200,334</b>	<b>510,235,674</b>	<b>693,171,715</b>
Extraordinary Item	-	-	-
Provision for Income Tax	4,812,824	11,893,100	(1,247,330)
<b>Net Income (Loss)</b>	<b>17,324,553</b>	<b>46,530,695</b>	<b>6,909,367</b>
<b>Write-Ins for Other Revenues</b>			
Net Other Revenue	177,432	512,503	462,343
ASO for ECF	1,014,805	3,390,970	2,507,438
<b>Total Other Revenues</b>	<b>1,192,237</b>	<b>3,903,473</b>	<b>2,969,782</b>
<b>Write-Ins for Other Medical and Hospital</b>			
	-	-	-
	-	-	-
Total Other Medical and Hospital	-	-	-
<b>Write-Ins for Other MH &amp; SS</b>			
	-	-	-
	-	-	-
Total Other MH & SS	-	-	-
<b>Write-Ins for Other Administration</b>			
ACA Health Insurer Fee	-	-	-
Outsourced Services	2,096,966	5,527,089	6,837,502
Postage, Express, and Telephone	154,618	450,284	594,599
Administrative Service Fee	1,170,586	3,581,809	4,574,200
Legal Fees	71,008	162,245	367,794
Travel	81,962	221,111	282,541
Auditing, Actuarial, and Other consulting	936,419	2,341,439	2,669,535
Other Administration < \$175,000 YTD	(63,684)	(1,076,437)	1,129,707
<b>Total Other Administration</b>	<b>4,447,876</b>	<b>11,207,541</b>	<b>16,455,879</b>

Wellpoint Tennessee, Inc. - West Region  
**Medicaid-Report 2A**  
**For the Period Ending 9/30/2025**

	Current Period	Year-To-Date Total	Previous Year Total
<b>Member Months</b>	<b>337,803</b>	<b>1,020,364</b>	<b>1,423,636</b>
<b>Revenues:</b>			
TennCare Capitation	150,427,526	428,713,308	529,881,471
Investment	2,103,034	5,519,994	6,225,283
Other Revenues	813,012	2,860,820	1,679,438
<b>Total Revenues</b>	<b>153,343,572</b>	<b>437,094,122</b>	<b>537,786,193</b>
<b>Estimated Expenses:</b>			
<b>Hospital and Medical (w/o Mental Health)</b>			
Capitated Physician Services			-
Fee-for Service Physician Services	29,781,589	79,275,076	90,219,507
Inpatient Hospital Services	11,858,813	39,227,119	49,937,509
Outpatient Hospital Services	5,187,753	14,375,743	16,511,404
Emergency Room Services	5,134,835	14,452,009	20,386,285
Dental Services	-	-	-
Vision Services	248,611	692,652	1,109,154
Pharmacy Services	-	-	-
Home Health Services	1,753,493	5,447,100	6,114,822
Chiropractic Services	-	-	-
Radiology Services	2,585,491	6,904,389	8,873,336
Laboratory Services	1,899,638	5,515,225	7,052,616
Durable Medical Equipment Services	1,194,463	3,152,226	3,690,520
Transportation Services	3,919,191	10,820,470	15,195,309
Outside Referrals	-	-	-
Occupancy, Depreciation and Amortization	-	-	-
Other Medical and Hospital Services - Write-Ins	-	-	-
<b>Subtotal Medical and Hospital</b>	<b>63,563,877</b>	<b>179,862,008</b>	<b>219,090,463</b>
<b>Mental Health and Substance Abuse Services</b>			
Inpatient Psychiatric Facility Services	3,136,689	9,219,403	11,728,076
Inpatient Substance Abuse Treatment and Detox	784,172	2,304,851	2,932,019
Outpatient Mental Health Services	5,221,764	14,508,275	16,016,475
Outpatient Substance Abuse Treatment and Detox	32,969	81,467	100,343
Housing/Residential Treatment	19,490	45,068	282,595
Specialized Crisis Services	493,824	1,375,412	1,896,165
Psychiatric Rehab and Support Services	878,316	2,509,699	3,492,925
Case Management	152,982	432,683	645,806
Forensics	-	-	-
Other Judicial	-	-	-
Pharmacy	-	-	-
Lab Services	-	-	-
Transportation	-	-	-
Occupancy, Depreciation and Amortization	-	-	-
Other Mental Health and Substance Abuse Services	-	-	-
PCP and Specialist Services	-	-	-
Tennessee Health Link	1,320,561	4,059,258	5,509,872
Other Mental Health Services - Write-Ins	-	-	-
<b>Subtotal MH&amp;SAS</b>	<b>12,040,767</b>	<b>34,536,116</b>	<b>42,604,276</b>
<b>CHOICES</b>			
Nursing Facility Care	35,901,415	102,407,641	130,560,339
HCBS Services	2,908,044	20,491,192	29,360,296
<b>Subtotal CHOICES</b>	<b>38,809,459</b>	<b>122,898,833</b>	<b>159,920,635</b>
Value Based Payouts	-	-	-
Value Based Recoveries	-	-	-
Other Medical Incentive Pool and Withhold Adjustments	-	-	-
<b>Subtotal Hospital, Medical, MH&amp;SAS, CHOICES</b>	<b>114,414,103</b>	<b>337,296,957</b>	<b>421,615,374</b>
<b>LESS:</b>			
Net Reinsurance Recoveries Incurred	-	-	-
Copayments	-	-	-
Subrogation and Coordination of Benefits	-	-	-
<b>Subtotal Reinsurance, Copay, Subrogation</b>	<b>-</b>	<b>-</b>	<b>-</b>
<b>Total Hospital, Medical, MH&amp;SAS</b>	<b>114,414,103</b>	<b>337,296,957</b>	<b>421,615,374</b>
<b>Administration:</b>			
Compensation	8,358,129	24,119,013	32,315,149
Direct and Allocated Admin expenses	-	-	-
Marketing	225,276	1,128,567	659,841
Interest Expense	-	-	-
Premium Tax Expense	9,286,491	27,002,299	34,105,471
Occupancy, Depreciation, and Amortization	715,647	2,460,318	3,225,797
Other Administration - Write-Ins	3,770,176	9,477,414	15,245,036
<b>Total Administration Expenses</b>	<b>22,355,719</b>	<b>64,187,610</b>	<b>85,551,293</b>
<b>Total Expenses</b>	<b>136,769,822</b>	<b>401,484,567</b>	<b>507,166,667</b>
Extraordinary Item	-	-	-
Provision for Income Tax	3,810,142	7,869,190	8,069,644
<b>Net Income (Loss)</b>	<b>12,763,607</b>	<b>27,740,364</b>	<b>22,549,882</b>
<b>Write-Ins for Other Revenues</b>			
Net Other Revenue	137,881	393,930	355,796
ASO for ECF	675,131	2,466,890	1,323,643
<b>Total Other Revenues</b>	<b>813,012</b>	<b>2,860,820</b>	<b>1,679,438</b>
<b>Write-Ins for Other Medical and Hospital</b>			
	-	-	-
	-	-	-
Total Other Medical and Hospital	-	-	-
<b>Write-Ins for Other MH &amp; SS</b>			
	-	-	-
	-	-	-
Total Other MH & SS	-	-	-
<b>Write-Ins for Other Administration</b>			
ACA Health Insurer Fee	-	-	-
Outsourced Services	1,777,784	4,673,863	6,334,391
Postage, Express, and Telephone	131,140	380,773	550,848
Administrative Service Fee	993,065	3,028,879	4,237,625
Legal Fees	60,167	137,199	340,731
Travel	69,494	186,978	261,751
Auditing, Actuarial, and Other consulting	793,718	1,979,987	2,473,108
Other Administration < \$175,000 YTD	(55,190)	(910,266)	1,046,582
<b>Total Other Administration</b>	<b>3,770,176</b>	<b>9,477,414</b>	<b>15,245,036</b>

**Wellpoint Tennessee, Inc. - Total  
Cover Kids-Report 2A  
For the Period Ending 9/30/2025**

	Current Period	Year-To-Date Total	Previous Year Total
Member Months	33,200	100,830	136,102
<b>Revenues:</b>			
TennCare Capitation	12,319,998	34,007,914	34,964,980
Investment	170,777	435,371	409,761
Other Revenues	11,243	31,070	23,419
<b>Total Revenues</b>	<b>12,502,018</b>	<b>34,474,355</b>	<b>35,398,160</b>
<b>Estimated Expenses:</b>			
<b>Hospital and Medical (w/o Mental Health)</b>			
Capitated Physician Services	-	-	-
Fee-for Service Physician Services	2,386,359	7,586,897	10,584,750
Inpatient Hospital Services	2,354,739	7,554,141	11,277,970
Outpatient Hospital Services	516,840	1,623,624	1,742,514
Emergency Room Services	365,480	1,136,979	1,512,720
Dental Services	-	-	-
Vision Services	15,694	48,212	83,309
Pharmacy Services	-	-	-
Home Health Services	-	-	29,449
Chiropractic Services	-	-	-
Radiology Services	365,481	1,140,337	1,714,921
Laboratory Services	367,270	1,180,293	1,656,293
Durable Medical Equipment Services	129,048	353,224	441,817
Transportation Services	30,719	95,293	117,344
Outside Referrals	-	-	-
Occupancy, Depreciation and Amortization	-	-	-
Other Medical and Hospital Services - Write-Ins	-	-	-
<b>Subtotal Medical and Hospital</b>	<b>6,531,630</b>	<b>20,719,000</b>	<b>29,161,088</b>
<b>Mental Health and Substance Abuse Services</b>			
Inpatient Psychiatric Facility Services	48,392	242,179	311,460
Inpatient Substance Abuse Treatment and Detox	12,098	60,545	77,865
Outpatient Mental Health Services	337,333	984,307	1,239,540
Outpatient Substance Abuse Treatment and Detox	699	2,053	2,231
Housing/Residential Treatment	-	-	-
Specialized Crisis Services	52,268	161,377	248,027
Psychiatric Rehab and Support Services	16,547	63,799	111,686
Case Management	3,576	15,759	29,578
Forensics	-	-	-
Other Judicial	-	-	-
Pharmacy	-	-	-
Lab Services	-	-	-
Transportation	-	-	-
Occupancy, Depreciation and Amortization	-	-	-
Other Mental Health and Substance Abuse Services	-	-	-
PCP and Specialist Services	-	-	-
Tennessee Health Link	-	-	-
Other Mental Health Services - Write-Ins	-	-	-
<b>Subtotal MH&amp;SAS</b>	<b>470,912</b>	<b>1,530,017</b>	<b>2,020,387</b>
<b>CHOICES</b>			
Nursing Facility Care	-	-	360
HCBS Services	1,001,397	1,001,763	-
<b>Subtotal CHOICES</b>	<b>1,001,397</b>	<b>1,001,763</b>	<b>(1)</b>
Value Based Payouts	-	-	-
Value Based Recoveries	-	-	-
Other Medical Incentive Pool and Withhold Adjustments	-	-	-
<b>Subtotal Hospital, Medical, MH&amp;SAS, CHOICES</b>	<b>8,003,939</b>	<b>23,250,780</b>	<b>31,181,474</b>
<b>LESS:</b>			
Net Reinsurance Recoveries Incurred	-	-	-
Copayments	-	-	-
Subrogation and Coordination of Benefits	-	-	-
<b>Subtotal Reinsurance, Copay, Subrogation</b>	<b>-</b>	<b>-</b>	<b>-</b>
<b>Total Hospital, Medical, MH&amp;SAS</b>	<b>8,003,939</b>	<b>23,250,780</b>	<b>31,181,474</b>
<b>Administration:</b>			
Compensation	671,063	1,972,758	2,344,146
Direct and Allocated Admin expenses	-	-	-
Marketing	15,848	97,134	51,538
Interest Expense	-	-	-
Premium Tax Expense	739,200	2,041,448	2,134,373
Occupancy, Depreciation, and Amortization	56,565	206,547	246,494
Other Administration - Write-Ins	307,971	803,510	1,187,529
<b>Total Administration Expenses</b>	<b>1,790,647</b>	<b>5,121,397</b>	<b>5,964,080</b>
<b>Total Expenses</b>	<b>9,794,586</b>	<b>28,372,177</b>	<b>37,145,554</b>
Extraordinary Item	-	-	-
Provision for Income Tax	620,886	1,339,222	(406,039)
<b>Net Income (Loss)</b>	<b>2,086,546</b>	<b>4,762,956</b>	<b>(1,341,355)</b>
<b>Write-Ins for Other Revenues</b>			
Net Other Revenue	11,243	31,070	23,419
ASO for ECF	-	-	-
<b>Total Other Revenues</b>	<b>11,243</b>	<b>31,070</b>	<b>23,419</b>
<b>Write-Ins for Other Medical and Hospital</b>			
	-	-	-
	-	-	-
<b>Total Other Medical and Hospital</b>	<b>-</b>	<b>-</b>	<b>-</b>
<b>Write-Ins for Other MH &amp; SS</b>			
	-	-	-
	-	-	-
<b>Total Other MH &amp; SS</b>	<b>-</b>	<b>-</b>	<b>-</b>
<b>Write-Ins for Other Administration</b>			
ACA Health Insurer Fee	-	-	-
Outsourced Services	145,363	395,864	490,502
Postage, Express, and Telephone	10,540	32,189	42,427
Administrative Service Fee	-	-	-
Legal Fees	4,954	11,950	27,795
Travel	5,575	15,190	19,063
Auditing, Actuarial, and Other consulting	65,463	165,767	185,518
Other Administration < \$175,000 YTD	76,076	182,549	422,224
<b>Total Other Administration</b>	<b>307,971</b>	<b>803,510</b>	<b>1,187,529</b>

Wellpoint Tennessee, Inc. - Middle Region  
Cover Kids-Report 2A  
For the Period Ending 9/30/2025

Member Months	Current Period	Year-To-Date Total	Previous Year Total
	17,019	51,565	67,213
<b>Revenues:</b>			
TennCare Capitation	6,651,677	18,384,016	18,069,702
Investment	92,218	235,353	211,762
Other Revenues	6,070	16,796	12,103
<b>Total Revenues</b>	<b>6,749,965</b>	<b>18,636,165</b>	<b>18,293,567</b>
<b>Estimated Expenses:</b>			
<b>Hospital and Medical (w/o Mental Health)</b>			
Capitated Physician Services	-	-	-
Fee-for Service Physician Services	1,305,673	4,163,610	5,504,114
Inpatient Hospital Services	1,288,372	4,145,113	5,851,632
Outpatient Hospital Services	282,784	891,617	905,208
Emergency Room Services	199,968	624,118	784,296
Dental Services	-	-	-
Vision Services	8,587	26,485	43,084
Pharmacy Services	-	-	-
Home Health Services	-	-	14,977
Chiropractic Services	-	-	-
Radiology Services	199,969	625,996	891,734
Laboratory Services	200,948	648,477	857,943
Durable Medical Equipment Services	70,607	194,006	231,245
Transportation Services	16,807	52,258	60,656
Outside Referrals	-	-	-
Occupancy, Depreciation and Amortization	-	-	-
Other Medical and Hospital Services - Write-Ins	-	-	-
<b>Subtotal Medical and Hospital</b>	<b>3,573,717</b>	<b>11,371,680</b>	<b>15,144,887</b>
<b>Mental Health and Substance Abuse Services</b>			
Inpatient Psychiatric Facility Services	26,477	132,728	159,521
Inpatient Substance Abuse Treatment and Detox	6,619	33,182	39,880
Outpatient Mental Health Services	184,568	540,836	647,450
Outpatient Substance Abuse Treatment and Detox	382	1,128	1,161
Housing/Residential Treatment	-	-	-
Specialized Crisis Services	28,598	88,650	128,774
Psychiatric Rehab and Support Services	9,054	34,975	57,706
Case Management	1,956	8,657	15,217
Forensics	-	-	-
Other Judicial	-	-	-
Pharmacy	-	-	-
Lab Services	-	-	-
Transportation	-	-	-
Occupancy, Depreciation and Amortization	-	-	-
Other Mental Health and Substance Abuse Services	-	-	-
PCP and Specialist Services	-	-	-
Tennessee Health Link	-	-	-
Other Mental Health Services - Write-Ins	-	-	-
<b>Subtotal MH&amp;SAS</b>	<b>257,655</b>	<b>840,155</b>	<b>1,049,709</b>
<b>CHOICES</b>			
Nursing Facility Care	-	-	-
HCBS Services	547,904	548,107	-
<b>Subtotal CHOICES</b>	<b>547,904</b>	<b>548,107</b>	<b>-</b>
Value Based Payouts	-	-	-
Value Based Recoveries	-	-	-
Other Medical Incentive Pool and Withhold Adjustments	-	-	-
<b>Subtotal Hospital, Medical, MH&amp;SAS, CHOICES</b>	<b>4,379,276</b>	<b>12,759,943</b>	<b>16,194,596</b>
<b>LESS:</b>			
Net Reinsurance Recoveries Incurred	-	-	-
Copayments	-	-	-
Subrogation and Coordination of Benefits	-	-	-
<b>Subtotal Reinsurance, Copay, Subrogation</b>	<b>-</b>	<b>-</b>	<b>-</b>
<b>Total Hospital, Medical, MH&amp;SAS</b>	<b>4,379,276</b>	<b>12,759,943</b>	<b>16,194,596</b>
<b>Administration:</b>			
Compensation	343,969	1,008,883	1,157,633
Direct and Allocated Admin expenses	-	-	-
Marketing	8,153	49,676	25,452
Interest Expense	-	-	-
Premium Tax Expense	378,815	1,044,011	1,054,038
Occupancy, Depreciation, and Amortization	29,018	105,630	121,729
Other Administration - Write-Ins	157,796	410,920	586,449
<b>Total Administration Expenses</b>	<b>917,752</b>	<b>2,619,120</b>	<b>2,945,300</b>
<b>Total Expenses</b>	<b>5,297,028</b>	<b>15,379,063</b>	<b>19,139,896</b>
Extraordinary Item	-	-	-
Provision for Income Tax	325,598	691,633	(233,526)
<b>Net Income (Loss)</b>	<b>1,127,339</b>	<b>2,565,469</b>	<b>(612,803)</b>
<b>Write-Ins for Other Revenues</b>			
Net Other Revenue	6,070	16,796	12,103
ASO for ECF	-	-	-
Total Other Revenues	6,070	16,796	12,103
<b>Write-Ins for Other Medical and Hospital</b>			
	-	-	-
Total Other Medical and Hospital	-	-	-
<b>Write-Ins for Other MH &amp; SS</b>			
	-	-	-
Total Other MH & SS	-	-	-
<b>Write-Ins for Other Administration</b>			
ACA Health Insurer Fee	-	-	-
Outsourced Services	74,490	202,448	242,229
Postage, Express, and Telephone	5,403	16,462	20,952
Administrative Service Fee	-	-	-
Legal Fees	2,538	6,111	13,726
Travel	2,857	7,768	9,414
Auditing, Actuarial, and Other consulting	33,538	84,775	91,616
Other Administration < \$175,000 YTD	38,970	93,357	208,511
Total Other Administration	157,796	410,920	586,449

Wellpoint Tennessee, Inc. - East Region  
Cover Kids-Report 2A  
For the Period Ending 9/30/2025

Member Months	Current Period	Year-To-Date Total	Previous Year Total
	9,922	29,933	42,044
<b>Revenues:</b>			0.00
TennCare Capitation	3,380,926	9,264,718	9,927,404
Investment	46,824	118,607	116,341
Other Revenues	3,085	8,464	6,649
<b>Total Revenues</b>	<b>3,430,835</b>	<b>9,391,789</b>	<b>10,050,394</b>
<b>Estimated Expenses:</b>			
<b>Hospital and Medical (w/o Mental Health)</b>			
Capitated Physician Services	-	-	-
Fee-for Service Physician Services	720,923	2,198,974	3,363,323
Inpatient Hospital Services	711,371	2,189,381	3,590,941
Outpatient Hospital Services	156,138	470,401	553,654
Emergency Room Services	110,412	329,594	481,874
Dental Services	-	-	-
Vision Services	4,741	13,969	26,820
Pharmacy Services	-	-	-
Home Health Services	-	-	10,018
Chiropractic Services	-	-	-
Radiology Services	110,412	330,533	545,362
Laboratory Services	110,953	341,661	528,492
Durable Medical Equipment Services	38,986	102,599	138,408
Transportation Services	9,280	27,650	37,453
Outside Referrals	-	-	-
Occupancy, Depreciation and Amortization	-	-	-
Other Medical and Hospital Services - Write-Ins	-	-	-
<b>Subtotal Medical and Hospital</b>	<b>1,973,216</b>	<b>6,004,764</b>	<b>9,276,345</b>
<b>Mental Health and Substance Abuse Services</b>			
Inpatient Psychiatric Facility Services	14,619	69,816	100,894
Inpatient Substance Abuse Treatment and Detox	3,655	17,454	25,224
Outpatient Mental Health Services	101,909	285,428	392,359
Outpatient Substance Abuse Treatment and Detox	211	596	709
Housing/Residential Treatment	-	-	-
Specialized Crisis Services	15,790	46,755	79,247
Psychiatric Rehab and Support Services	4,999	18,451	35,749
Case Management	1,080	4,540	9,565
Forensics	-	-	-
Other Judicial	-	-	-
Pharmacy	-	-	-
Lab Services	-	-	-
Transportation	-	-	-
Occupancy, Depreciation and Amortization	-	-	-
Other Mental Health and Substance Abuse Services	-	-	-
PCP and Specialist Services	-	-	-
Tennessee Health Link	-	-	-
Other Mental Health Services - Write-Ins	-	-	-
<b>Subtotal MH&amp;SAS</b>	<b>142,263</b>	<b>443,040</b>	<b>643,747</b>
<b>CHOICES</b>			
Nursing Facility Care	-	-	-
HCBS Services	302,524	302,627	-
<b>Subtotal CHOICES</b>	<b>302,524</b>	<b>302,627</b>	<b>-</b>
Value Based Payouts	-	-	-
Value Based Recoveries	-	-	-
Other Medical Incentive Pool and Withhold Adjustments	-	-	-
<b>Subtotal Hospital, Medical, MH&amp;SAS, CHOICES</b>	<b>2,418,003</b>	<b>6,750,430</b>	<b>9,920,092</b>
<b>LESS:</b>			
Net Reinsurance Recoveries Incurred	-	-	-
Copayments	-	-	-
Subrogation and Coordination of Benefits	-	-	-
<b>Subtotal Reinsurance, Copay, Subrogation</b>	<b>-</b>	<b>-</b>	<b>-</b>
<b>Total Hospital, Medical, MH&amp;SAS</b>	<b>2,418,003</b>	<b>6,750,430</b>	<b>9,920,092</b>
<b>Administration:</b>			
Compensation	200,489	585,646	724,138
Direct and Allocated Admin expenses	-	-	-
Marketing	4,784	28,836	15,921
Interest Expense	-	-	-
Premium Tax Expense	220,717	606,037	659,336
Occupancy, Depreciation, and Amortization	16,939	61,317	76,145
Other Administration - Write-Ins	91,911	238,535	366,844
<b>Total Administration Expenses</b>	<b>534,840</b>	<b>1,520,370</b>	<b>1,842,385</b>
<b>Total Expenses</b>	<b>2,952,843</b>	<b>8,270,801</b>	<b>11,762,477</b>
Extraordinary Item	-	-	-
Provision for Income Tax	115,262	259,773	(374,023)
<b>Net Income (Loss)</b>	<b>362,731</b>	<b>861,215</b>	<b>(1,338,060)</b>
<b>Write-Ins for Other Revenues</b>			
Net Other Revenue	3,085	8,464	6,649
ASO for ECF	-	-	-
<b>Total Other Revenues</b>	<b>3,085</b>	<b>8,464</b>	<b>6,649</b>
<b>Write-Ins for Other Medical and Hospital</b>			
	-	-	-
	-	-	-
<b>Total Other Medical and Hospital</b>	<b>-</b>	<b>-</b>	<b>-</b>
<b>Write-Ins for Other MH &amp; SS</b>			
	-	-	-
	-	-	-
<b>Total Other MH &amp; SS</b>	<b>-</b>	<b>-</b>	<b>-</b>
<b>Write-Ins for Other Administration</b>			
ACA Health Insurer Fee	-	-	-
Outsourced Services	43,398	117,519	151,523
Postage, Express, and Telephone	3,150	9,556	13,106
Administrative Service Fee	-	-	-
Legal Fees	1,478	3,548	8,586
Travel	1,664	4,509	5,889
Auditing, Actuarial, and Other consulting	19,532	49,211	57,309
Other Administration < \$175,000 YTD	22,689	54,193	130,431
<b>Total Other Administration</b>	<b>91,911</b>	<b>238,535</b>	<b>366,844</b>

Wellpoint Tennessee, Inc. - West Region  
Cover Kids-Report 2A  
For the Period Ending 9/30/2025

Member Months	Current Period	Year-To-Date Total	Previous Year Total
	6,258	19,332	26,846
<b>Revenues:</b>			0.00
TennCare Capitation	2,287,395	6,359,180	6,967,874
Investment	31,735	81,411	81,658
Other Revenues	2,087	5,810	4,667
<b>Total Revenues</b>	<b>2,321,217</b>	<b>6,446,401</b>	<b>7,054,199</b>
<b>Estimated Expenses:</b>			
<b>Hospital and Medical (w/o Mental Health)</b>			
Capitated Physician Services	-	-	-
Fee-for Service Physician Services	359,763	1,224,312	1,717,313
Inpatient Hospital Services	354,996	1,219,647	1,835,397
Outpatient Hospital Services	77,918	261,606	283,652
Emergency Room Services	55,099	183,266	246,550
Dental Services	-	-	-
Vision Services	2,366	7,758	13,405
Pharmacy Services	-	-	-
Home Health Services	-	-	4,455
Chiropractic Services	-	-	-
Radiology Services	55,099	183,808	277,825
Laboratory Services	55,369	190,155	269,858
Durable Medical Equipment Services	19,455	56,619	72,164
Transportation Services	4,631	15,384	19,235
Outside Referrals	-	-	-
Occupancy, Depreciation and Amortization	-	-	-
Other Medical and Hospital Services - Write-Ins	-	-	-
<b>Subtotal Medical and Hospital</b>	<b>984,697</b>	<b>3,342,556</b>	<b>4,739,855</b>
<b>Mental Health and Substance Abuse Services</b>			
Inpatient Psychiatric Facility Services	7,295	39,635	51,044
Inpatient Substance Abuse Treatment and Detox	1,824	9,909	12,761
Outpatient Mental Health Services	50,856	158,042	199,732
Outpatient Substance Abuse Treatment and Detox	105	330	361
Housing/Residential Treatment	-	-	-
Specialized Crisis Services	7,880	25,972	40,006
Psychiatric Rehab and Support Services	2,495	10,373	18,231
Case Management	539	2,562	4,796
Forensics	-	-	-
Other Judicial	-	-	-
Pharmacy	-	-	-
Lab Services	-	-	-
Transportation	-	-	-
Occupancy, Depreciation and Amortization	-	-	-
Other Mental Health and Substance Abuse Services	-	-	-
PCP and Specialist Services	-	-	-
Tennessee Health Link	-	-	-
Other Mental Health Services - Write-Ins	-	-	-
<b>Subtotal MH&amp;SAS</b>	<b>70,994</b>	<b>246,822</b>	<b>326,931</b>
<b>CHOICES</b>			
Nursing Facility Care	-	-	-
HCBS Services	150,969	151,029	-
<b>Subtotal CHOICES</b>	<b>150,969</b>	<b>151,029</b>	<b>-</b>
Value Based Payouts	-	-	-
Value Based Recoveries	-	-	-
Other Medical Incentive Pool and Withhold Adjustments	-	-	-
<b>Subtotal Hospital, Medical, MH&amp;SAS, CHOICES</b>	<b>1,206,660</b>	<b>3,740,407</b>	<b>5,066,786</b>
<b>LESS:</b>			
Net Reinsurance Recoveries Incurred	-	-	-
Copayments	-	-	-
Subrogation and Coordination of Benefits	-	-	-
<b>Subtotal Reinsurance, Copay, Subrogation</b>	<b>-</b>	<b>-</b>	<b>-</b>
<b>Total Hospital, Medical, MH&amp;SAS</b>	<b>1,206,660</b>	<b>3,740,407</b>	<b>5,066,786</b>
<b>Administration:</b>			
Compensation	126,605	378,230	462,375
Direct and Allocated Admin expenses	-	-	-
Marketing	2,910	18,623	10,166
Interest Expense	-	-	-
Premium Tax Expense	139,668	391,399	420,998
Occupancy, Depreciation, and Amortization	10,608	39,601	48,620
Other Administration - Write-Ins	58,264	154,054	234,236
<b>Total Administration Expenses</b>	<b>338,055</b>	<b>981,907</b>	<b>1,176,395</b>
<b>Total Expenses</b>	<b>1,544,715</b>	<b>4,722,313</b>	<b>6,243,181</b>
Extraordinary Item	-	-	-
Provision for Income Tax	180,026	387,816	201,510
<b>Net Income (Loss)</b>	<b>596,476</b>	<b>1,336,271</b>	<b>609,508</b>
<b>Write-Ins for Other Revenues</b>			
Net Other Revenue	2,087	5,810	4,667
ASO for ECF	-	-	-
Total Other Revenues	2,087	5,810	4,667
<b>Write-Ins for Other Medical and Hospital</b>			
	-	-	-
Total Other Medical and Hospital	-	-	-
<b>Write-Ins for Other MH &amp; SS</b>			
	-	-	-
Total Other MH & SS	-	-	-
<b>Write-Ins for Other Administration</b>			
ACA Health Insurer Fee	-	-	-
Claims Adjustment Expense	-	-	-
Outsourced Services	27,474	75,897	96,750
Postage, Express, and Telephone	1,987	6,172	8,369
Administrative Service Fee	-	-	-
Legal Fees	939	2,291	5,482
Travel	1,054	2,912	3,760
Auditing, Actuarial, and Other consulting	12,393	31,782	36,593
Transfer Pricing Expense	-	-	-
Other Administration < \$175,000 YTD	14,418	34,999	83,282
Total Other Administration	58,264	154,054	234,236





## EXHIBIT 5 - AMOUNTS DUE FROM PARENT, SUBSIDIARIES AND AFFILIATES

1 Name of Affiliate	2 1 - 30 Days	3 31 - 60 Days	4 61 -90 Days	5 Over 90 Days	6 Nonadmitted	Admitted	
						7 Current	8 Non-Current
						0	
0199999 Total - Individually listed receivables .....						0	
0299999 Receivables not individually listed .....						0	
0399999 Total gross amounts receivable .....						0	

NONE