

QUARTERLY STATEMENT

OF THE

Wellpoint Tennessee, Inc.

TO THE

Insurance Department

OF THE

STATE OF

Tennessee

**FOR THE QUARTER ENDED
MARCH 31, 2025**

HEALTH

2025



HEALTH QUARTERLY STATEMENT

AS OF MARCH 31, 2025
OF THE CONDITION AND AFFAIRS OF THE

Wellpoint Tennessee, Inc.

NAIC Group Code06710671NAIC Company Code12941Employer's I Number20-4776597
(Current)(Prior)

Organized under the Laws ofTennessee, State of Domicile or Port of EntryTNTN

Country of DomicileUnited States of America

Licensed as business type:Health Maintenance Organization

Is HMO Federally Qualified? Yes [] No [X]

Incorporated/Organized04/26/2006Commenced Business04/01/2007

Statutory Home Office22 Century Boulevard, Suite 220Nashville, TN, US 37214
(Street and Number)(City or Town, State, Country and Zip Code)

Main Administrative Office5800 Northampton BlvdNorfolk, VA, US 23502800-331-1476
(Street and Number)(City or Town, State, Country and Zip Code)(Area Code) (Telephone Number)

Mail Address5800 Northampton BlvdNorfolk, VA, US 23502
(Street and Number or P.O. Box)(City or Town, State, Country and Zip Code)

Primary Location of Books and Records5800 Northampton BlvdNorfolk, VA, US 23502800-331-1476
(Street and Number)(City or Town, State, Country and Zip Code)(Area Code) (Telephone Number)

Internet Website Addresswww.elevancehealth.com

Statutory Statement ContactBette Lou Gronseth800-331-1476
(Name)(Area Code) (Telephone Number)
bette.gronseth@elevancehealth.com
(E-mail Address)(FAX Number)

OFFICERS

President and Chief Executive OfficerNatalie Machel CooperTreasurerVincent Edward Scher
ChairpersonJennie Lynne ReynoldsSecretaryKathleen Susan Kiefer

OTHER

Eric (Rick) Kenneth Noble, Assistant TreasurerWilliam Gregory Cannella, Medical DirectorJody Elaine Weber Erickson, Vice President

DIRECTORS OR TRUSTEES

Jennie Lynne ReynoldsJody Elaine Weber EricksonWilliam Gregory Cannella
Natalie Machel Cooper

State ofIndianaSS:
County ofMarion

The officers of this reporting entity being duly sworn, each depose and say that they are the described officers of said reporting entity, and that on the reporting period stated above, all of the herein described assets were the absolute property of the said reporting entity, free and clear from any liens or claims thereon, except as herein stated, and that this statement, together with related exhibits, schedules and explanations therein contained, annexed or referred to, is a full and true statement of all the assets and liabilities and of the condition and affairs of the said reporting entity as of the reporting period stated above, and of its income and deductions therefrom for the period ended, and have been completed in accordance with the NAIC Annual Statement Instructions and Accounting Practices and Procedures manual except to the extent that: (1) state law may differ; or, (2) that state rules or regulations require differences in reporting not related to accounting practices and procedures, according to the best of their information, knowledge and belief, respectively. Furthermore, the scope of this attestation by the described officers also includes the related corresponding electronic filing with the NAIC, when required, that is an exact copy (except for formatting differences due to electronic filing) of the enclosed statement. The electronic filing may be requested by various regulators in lieu of or in addition to the enclosed statement.

DocuSigned by:DocuSigned by:Signed by:
Natalie M CooperVincent E. ScherKathleen Kiefer
3CF1A7CF69FB499...A85A33722D4143E...D85175EE05784B1...
Natalie Machel CooperVincent Edward ScherKathleen Susan Kiefer
President/CEOTreasurerSecretary

Subscribed and sworn to before me this
2nd day of May 2025
[Signature]

a. Is this an original filing? Yes [X] No []
b. If no,
1. State the amendment number.....
2. Date filed
3. Number of pages attached.....

Louanna Stiner
Executive Admin Assistant
06/29/31

LOUANNA STINER
Notary Public - Seal
Marion County - State of Indiana
Commission Number NP0749866
My Commission Expires Jun 29, 2031

ASSETS

	Current Statement Date			4 December 31 Prior Year Net Admitted Assets
	1 Assets	2 Nonadmitted Assets	3 Net Admitted Assets (Cols. 1 - 2)	
1. Bonds	551,442,303		551,442,303	544,776,360
2. Stocks:				
2.1 Preferred stocks			0	0
2.2 Common stocks	127,984		127,984	0
3. Mortgage loans on real estate:				
3.1 First liens			0	0
3.2 Other than first liens.....			0	0
4. Real estate:				
4.1 Properties occupied by the company (less \$ encumbrances)			0	0
4.2 Properties held for the production of income (less \$ encumbrances)			0	0
4.3 Properties held for sale (less \$ encumbrances)			0	0
5. Cash (\$ (3,850,784)), cash equivalents (\$ 70,766,000) and short-term investments (\$)	66,915,216		66,915,216	118,728,869
6. Contract loans (including \$ premium notes)			0	0
7. Derivatives			0	0
8. Other invested assets			0	0
9. Receivables for securities			0	0
10. Securities lending reinvested collateral assets	77,821,142		77,821,142	80,617,836
11. Aggregate write-ins for invested assets	0	0	0	0
12. Subtotals, cash and invested assets (Lines 1 to 11)	696,306,645	0	696,306,645	744,123,065
13. Title plants less \$ charged off (for Title insurers only)			0	0
14. Investment income due and accrued	5,727,124		5,727,124	6,443,309
15. Premiums and considerations:				
15.1 Uncollected premiums and agents' balances in the course of collection	52,923,850		52,923,850	7,091,399
15.2 Deferred premiums, agents' balances and installments booked but deferred and not yet due (including \$0 earned but unbilled premiums)			0	0
15.3 Accrued retrospective premiums (\$3,215,466) and contracts subject to redetermination (\$50,010,621)	53,226,087		53,226,087	33,485,999
16. Reinsurance:				
16.1 Amounts recoverable from reinsurers			0	0
16.2 Funds held by or deposited with reinsured companies			0	0
16.3 Other amounts receivable under reinsurance contracts			0	0
17. Amounts receivable relating to uninsured plans	32,420,041		32,420,041	25,343,950
18.1 Current federal and foreign income tax recoverable and interest thereon			0	6,045,171
18.2 Net deferred tax asset	13,000,254	441,367	12,558,887	9,458,336
19. Guaranty funds receivable or on deposit			0	0
20. Electronic data processing equipment and software			0	0
21. Furniture and equipment, including health care delivery assets (\$0)	5,355,046	5,355,046	0	0
22. Net adjustment in assets and liabilities due to foreign exchange rates			0	0
23. Receivables from parent, subsidiaries and affiliates			0	0
24. Health care (\$6,023,595) and other amounts receivable	50,424,690	44,401,095	6,023,595	9,766,430
25. Aggregate write-ins for other-than-invested assets	38,515,899	1,531,660	36,984,239	36,521,709
26. Total assets excluding Separate Accounts, Segregated Accounts and Protected Cell Accounts (Lines 12 to 25)	947,899,636	51,729,168	896,170,468	878,279,368
27. From Separate Accounts, Segregated Accounts and Protected Cell Accounts			0	0
28. Total (Lines 26 and 27)	947,899,636	51,729,168	896,170,468	878,279,368
DETAILS OF WRITE-INS				
1101.				
1102.				
1103.				
1198. Summary of remaining write-ins for Line 11 from overflow page	0	0	0	0
1199. Totals (Lines 1101 through 1103 plus 1198)(Line 11 above)	0	0	0	0
2501. Cash surrender value of corporate owned life insurance	36,983,263	0	36,983,263	36,515,546
2502. State Income Taxes	976	0	976	976
2503. Prepaid expenses	1,531,585	1,531,585	0	0
2598. Summary of remaining write-ins for Line 25 from overflow page	75	75	0	5,187
2599. Totals (Lines 2501 through 2503 plus 2598)(Line 25 above)	38,515,899	1,531,660	36,984,239	36,521,709

LIABILITIES, CAPITAL AND SURPLUS

	Current Period			Prior Year
	1 Covered	2 Uncovered	3 Total	4 Total
1. Claims unpaid (less \$ reinsurance ceded)	273,396,791		273,396,791	309,735,601
2. Accrued medical incentive pool and bonus amounts	13,902,013		13,902,013	12,600,439
3. Unpaid claims adjustment expenses	7,582,579		7,582,579	8,368,552
4. Aggregate health policy reserves, including the liability of \$ for medical loss ratio rebate per the Public Health Service Act	31,441,364		31,441,364	107,583,592
5. Aggregate life policy reserves			0	0
6. Property/casualty unearned premium reserve			0	0
7. Aggregate health claim reserves			0	0
8. Premiums received in advance	807		807	1,472
9. General expenses due or accrued	953,313		953,313	1,207,447
10.1 Current federal and foreign income tax payable and interest thereon (including \$ on realized gains (losses))	14,497,725		14,497,725	0
10.2 Net deferred tax liability			0	0
11. Ceded reinsurance premiums payable			0	0
12. Amounts withheld or retained for the account of others.....	841,647		841,647	817,895
13. Remittances and items not allocated	129,740		129,740	116,657
14. Borrowed money (including \$ current) and interest thereon \$ (including \$ current)			0	0
15. Amounts due to parent, subsidiaries and affiliates	4,441,394		4,441,394	21,402,527
16. Derivatives			0	0
17. Payable for securities	2,799,521		2,799,521	0
18. Payable for securities lending	77,821,142		77,821,142	80,617,836
19. Funds held under reinsurance treaties (with \$ authorized reinsurers, \$ unauthorized reinsurers and \$ certified reinsurers).....			0	0
20. Reinsurance in unauthorized and certified (\$) companies			0	0
21. Net adjustments in assets and liabilities due to foreign exchange rates			0	0
22. Liability for amounts held under uninsured plans	65,507,416		65,507,416	3,350,937
23. Aggregate write-ins for other liabilities (including \$ 88,949,247 current)	91,604,014	0	91,604,014	86,760,560
24. Total liabilities (Lines 1 to 23)	584,919,466	0	584,919,466	632,563,515
25. Aggregate write-ins for special surplus funds	XXX	XXX	0	0
26. Common capital stock	XXX	XXX	1,000	1,000
27. Preferred capital stock	XXX	XXX		
28. Gross paid in and contributed surplus	XXX	XXX	110,809,432	110,809,432
29. Surplus notes	XXX	XXX		
30. Aggregate write-ins for other-than-special surplus funds	XXX	XXX	0	0
31. Unassigned funds (surplus)	XXX	XXX	200,440,570	134,905,421
32. Less treasury stock, at cost:				
32.1 shares common (value included in Line 26 \$)	XXX	XXX		
32.2 shares preferred (value included in Line 27 \$)	XXX	XXX		
33. Total capital and surplus (Lines 25 to 31 minus Line 32)	XXX	XXX	311,251,002	245,715,853
34. Total liabilities, capital and surplus (Lines 24 and 33)	XXX	XXX	896,170,468	878,279,368
DETAILS OF WRITE-INS				
2301. Accrued Premium Tax	43,799,445		43,799,445	42,990,610
2302. Other Premium Liability	44,448,650		44,448,650	40,674,117
2303. Escheat Liability	3,353,672		3,353,672	2,913,854
2398. Summary of remaining write-ins for Line 23 from overflow page	2,247	0	2,247	181,979
2399. Totals (Lines 2301 through 2303 plus 2398)(Line 23 above)	91,604,014	0	91,604,014	86,760,560
2501.	XXX	XXX		
2502.	XXX	XXX		
2503.	XXX	XXX		
2598. Summary of remaining write-ins for Line 25 from overflow page	XXX	XXX	0	0
2599. Totals (Lines 2501 through 2503 plus 2598)(Line 25 above)	XXX	XXX	0	0
3001.	XXX	XXX		
3002.	XXX	XXX		
3003.	XXX	XXX		
3098. Summary of remaining write-ins for Line 30 from overflow page	XXX	XXX	0	0
3099. Totals (Lines 3001 through 3003 plus 3098)(Line 30 above)	XXX	XXX	0	0

STATEMENT OF REVENUE AND EXPENSES

	Current Year To Date		Prior Year To Date	Prior Year Ended December 31
	1 Uncovered	2 Total	3 Total	4 Total
1. Member Months	XXX	1,375,111	1,535,711	5,771,231
2. Net premium income (including \$ non-health premium income).....	XXX	685,201,117	723,688,266	2,809,793,151
3. Change in unearned premium reserves and reserve for rate credits.....	XXX	77,343,077	(25,506,262)	(29,999,854)
4. Fee-for-service (net of \$ medical expenses)	XXX			
5. Risk revenue	XXX			
6. Aggregate write-ins for other health care related revenues	XXX	0	0	0
7. Aggregate write-ins for other non-health revenues	XXX	0	0	0
8. Total revenues (Lines 2 to 7)	XXX	762,544,194	698,182,004	2,779,793,297
Hospital and Medical:				
9. Hospital/medical benefits		367,227,466	398,125,452	1,630,302,650
10. Other professional services		121,982,989	100,338,302	427,124,669
11. Outside referrals		0		
12. Emergency room and out-of-area		61,276,674	65,834,572	273,726,782
13. Prescription drugs		24,696,425	24,923,524	48,013,425
14. Aggregate write-ins for other hospital and medical	0	0	0	0
15. Incentive pool, withhold adjustments and bonus amounts		4,124,812	244,684	18,208,051
16. Subtotal (Lines 9 to 15)	0	579,308,366	589,466,534	2,397,375,577
Less:				
17. Net reinsurance recoveries				
18. Total hospital and medical (Lines 16 minus 17)	0	579,308,366	589,466,534	2,397,375,577
19. Non-health claims (net)				
20. Claims adjustment expenses, including \$25,331,571 cost containment expenses		31,492,796	35,088,784	136,203,397
21. General administrative expenses		63,136,496	63,320,047	239,161,390
22. Increase in reserves for life and accident and health contracts (including \$ increase in reserves for life only) .				0
23. Total underwriting deductions (Lines 18 through 22).....	0	673,937,658	687,875,365	2,772,740,364
24. Net underwriting gain or (loss) (Lines 8 minus 23)	XXX	88,606,536	10,306,639	7,052,933
25. Net investment income earned		9,021,540	12,884,126	46,751,111
26. Net realized capital gains (losses) less capital gains tax of \$		(524,150)	(17,546)	(14,174,243)
27. Net investment gains (losses) (Lines 25 plus 26)	0	8,497,390	12,866,580	32,576,868
28. Net gain or (loss) from agents' or premium balances charged off [(amount recovered \$) (amount charged off \$(10,707))].		(10,707)	2,129	(92,850)
29. Aggregate write-ins for other income or expenses	0	808,037	105,968	1,749,173
30. Net income or (loss) after capital gains tax and before all other federal income taxes (Lines 24 plus 27 plus 28 plus 29)	XXX	97,901,256	23,281,316	41,286,124
31. Federal and foreign income taxes incurred	XXX	20,542,896	4,403,951	9,286,518
32. Net income (loss) (Lines 30 minus 31)	XXX	77,358,360	18,877,365	31,999,606
DETAILS OF WRITE-INS				
0601.	XXX			
0602.	XXX			
0603.	XXX			
0698. Summary of remaining write-ins for Line 6 from overflow page	XXX	0	0	0
0699. Totals (Lines 0601 through 0603 plus 0698)(Line 6 above)	XXX	0	0	0
0701.	XXX			
0702.	XXX			
0703.	XXX			
0798. Summary of remaining write-ins for Line 7 from overflow page	XXX	0	0	0
0799. Totals (Lines 0701 through 0703 plus 0798)(Line 7 above)	XXX	0	0	0
1401.				
1402.				
1403.				
1498. Summary of remaining write-ins for Line 14 from overflow page	0	0	0	0
1499. Totals (Lines 1401 through 1403 plus 1498)(Line 14 above)	0	0	0	0
2901. Change in cash surrender value of corporate owned life insurance		467,717	106,860	1,515,546
2902. Incentive cashback revenue		180,468		
2903. Miscellaneous (expense) income		159,852	(892)	233,627
2998. Summary of remaining write-ins for Line 29 from overflow page	0	0	0	0
2999. Totals (Lines 2901 through 2903 plus 2998)(Line 29 above)	0	808,037	105,968	1,749,173

STATEMENT OF REVENUE AND EXPENSES (Continued)

	1 Current Year to Date	2 Prior Year to Date	3 Prior Year Ended December 31
CAPITAL AND SURPLUS ACCOUNT			
33. Capital and surplus prior reporting year.....	245,715,853	346,104,955	346,104,955
34. Net income or (loss) from Line 32	77,358,360	18,877,365	31,999,606
35. Change in valuation basis of aggregate policy and claim reserves			
36. Change in net unrealized capital gains (losses) less capital gains tax of \$ 122,085	459,273	(905,413)	4,487,143
37. Change in net unrealized foreign exchange capital gain or (loss)			
38. Change in net deferred income tax	3,186,725	602,696	(222,110)
39. Change in nonadmitted assets	(15,469,209)	(4,520,774)	(6,653,741)
40. Change in unauthorized and certified reinsurance	0	0	0
41. Change in treasury stock	0	0	0
42. Change in surplus notes	0	0	0
43. Cumulative effect of changes in accounting principles.....			
44. Capital Changes:			
44.1 Paid in			0
44.2 Transferred from surplus (Stock Dividend).....	0	0	0
44.3 Transferred to surplus.....			
45. Surplus adjustments:			
45.1 Paid in	0	0	0
45.2 Transferred to capital (Stock Dividend)			
45.3 Transferred from capital			
46. Dividends to stockholders			(130,000,000)
47. Aggregate write-ins for gains or (losses) in surplus	0	0	0
48. Net change in capital & surplus (Lines 34 to 47)	65,535,149	14,053,874	(100,389,102)
49. Capital and surplus end of reporting period (Line 33 plus 48)	311,251,002	360,158,829	245,715,853
DETAILS OF WRITE-INS			
4701.		0	
4702.			
4703.			
4798. Summary of remaining write-ins for Line 47 from overflow page	0	0	0
4799. Totals (Lines 4701 through 4703 plus 4798)(Line 47 above)	0	0	0

CASH FLOW

	1 Current Year To Date	2 Prior Year To Date	3 Prior Year Ended December 31
Cash from Operations			
1. Premiums collected net of reinsurance	620,828,762	684,814,508	2,806,104,839
2. Net investment income	9,461,189	12,806,742	48,536,750
3. Miscellaneous income	0	0	0
4. Total (Lines 1 to 3)	630,289,951	697,621,250	2,854,641,589
5. Benefit and loss related payments	625,204,446	605,284,978	2,422,503,595
6. Net transfers to Separate Accounts, Segregated Accounts and Protected Cell Accounts			
7. Commissions, expenses paid and aggregate write-ins for deductions	38,619,447	153,060,653	527,910,143
8. Dividends paid to policyholders			
9. Federal and foreign income taxes paid (recovered) net of \$ tax on capital gains (losses)	0	0	16,397,360
10. Total (Lines 5 through 9)	663,823,893	758,345,631	2,966,811,098
11. Net cash from operations (Line 4 minus Line 10)	(33,533,942)	(60,724,381)	(112,169,510)
Cash from Investments			
12. Proceeds from investments sold, matured or repaid:			
12.1 Bonds	17,528,613	82,415,624	598,841,920
12.2 Stocks	0	0	0
12.3 Mortgage loans	0	0	0
12.4 Real estate	0	0	0
12.5 Other invested assets	0	0	0
12.6 Net gains or (losses) on cash, cash equivalents and short-term investments	0	(2,287)	106
12.7 Miscellaneous proceeds	5,596,215	1,693,922	39,961,891
12.8 Total investment proceeds (Lines 12.1 to 12.7)	23,124,828	84,107,259	638,803,917
13. Cost of investments acquired (long-term only):			
13.1 Bonds	23,837,346	122,670,109	222,691,037
13.2 Stocks	230,644	0	0
13.3 Mortgage loans	0	0	0
13.4 Real estate	0	0	0
13.5 Other invested assets	0	0	0
13.6 Miscellaneous applications	0	0	0
13.7 Total investments acquired (Lines 13.1 to 13.6)	24,067,990	122,670,109	222,691,037
14. Net increase/(decrease) in contract loans and premium notes	0	0	0
15. Net cash from investments (Line 12.8 minus Line 13.7 and Line 14)	(943,162)	(38,562,850)	416,112,880
Cash from Financing and Miscellaneous Sources			
16. Cash provided (applied):			
16.1 Surplus notes, capital notes	0	0	0
16.2 Capital and paid in surplus, less treasury stock	0	0	0
16.3 Borrowed funds	0	0	0
16.4 Net deposits on deposit-type contracts and other insurance liabilities	0	0	0
16.5 Dividends to stockholders	0	0	130,000,000
16.6 Other cash provided (applied)	(17,336,549)	47,133,431	(107,869,979)
17. Net cash from financing and miscellaneous sources (Line 16.1 through Line 16.4 minus Line 16.5 plus Line 16.6)	(17,336,549)	47,133,431	(237,869,979)
RECONCILIATION OF CASH, CASH EQUIVALENTS AND SHORT-TERM INVESTMENTS			
18. Net change in cash, cash equivalents and short-term investments (Line 11, plus Lines 15 and 17) .	(51,813,653)	(52,153,800)	66,073,391
19. Cash, cash equivalents and short-term investments:			
19.1 Beginning of year	118,728,869	52,655,478	52,655,478
19.2 End of period (Line 18 plus Line 19.1)	66,915,216	501,678	118,728,869

Note: Supplemental disclosures of cash flow information for non-cash transactions:

20.0001. Depreciation	279,018	278,801	
-----------------------------	---------	---------	--

EXHIBIT OF PREMIUMS, ENROLLMENT AND UTILIZATION

	1	Comprehensive (Hospital & Medical)		4	5	6	7	8	9	10	11	12	13	14
		2	3											
	Total	Individual	Group	Medicare Supplement	Vision Only	Dental Only	Federal Employees Health Benefits Plan	Title XVIII Medicare	Title XIX Medicaid	Credit A&H	Disability Income	Long-Term Care	Other Health	Other Non-Health
Total Members at end of:														
1. Prior Year	466,228	11,352	0	0	0	0	0	37,744	417,132	0	0	0	0	0
2. First Quarter	457,757	11,247	0	0	0	0	0	32,585	413,925	0	0	0	0	0
3. Second Quarter	0													
4. Third Quarter	0													
5. Current Year	0													
6. Current Year Member Months	1,375,111	33,999	0	0	0	0	0	99,642	1,241,470	0	0	0	0	0
Total Member Ambulatory Encounters for Period:														
7 Physician	786,782	12,800						159,201	614,781					
8. Non-Physician	1,782,983	25,008						247,640	1,510,335					
9. Total	2,569,765	37,808	0	0	0	0	0	406,841	2,125,116	0	0	0	0	0
10. Hospital Patient Days Incurred	171,781	3,143						26,728	141,910					
11. Number of Inpatient Admissions	20,978	929						3,625	16,424					
12. Health Premiums Written (a)	685,201,117	13,156,621						192,278,148	479,766,348					
13. Life Premiums Direct	0													
14. Property/Casualty Premiums Written	0													
15. Health Premiums Earned.....	762,544,194	12,737,844						191,148,907	558,657,443					
16. Property/Casualty Premiums Earned	0													
17. Amount Paid for Provision of Health Care Services.....	625,204,446	7,846,718						152,012,310	465,345,418					
18. Amount Incurred for Provision of Health Care Services	579,308,366	7,591,806						150,900,227	420,816,333					

(a) For health premiums written: amount of Medicare Title XVIII exempt from state taxes or fees \$ 192,278,148

CLAIMS UNPAID AND INCENTIVE POOL, WITHHOLD AND BONUS (Reported and Unreported)

oo

UNDERWRITING AND INVESTMENT EXHIBIT

ANALYSIS OF CLAIMS UNPAID - PRIOR YEAR - NET OF REINSURANCE

Line of Business	Claims Paid Year to Date		Liability End of Current Quarter		5 Claims Incurred in Prior Years (Columns 1 + 3)	6 Estimated Claim Reserve and Claim Liability December 31 of Prior Year
	1 On Claims Incurred Prior to January 1 of Current Year	2 On Claims Incurred During the Year	3 On Claims Unpaid Dec. 31 of Prior Year	4 On Claims Incurred During the Year		
1. Comprehensive (hospital and medical) individual	1,773,914	6,046,627	204,800	2,461,615	1,978,714	2,731,966
2. Comprehensive (hospital and medical) group	0	0	0	0	0	0
3. Medicare Supplement	0	0	0	0	0	0
4. Vision only	0	0	0	0	0	0
5. Dental only	0	0	0	0	0	0
6. Federal Employees Health Benefits Plan	0	0	0	0	0	0
7. Title XVIII - Medicare	42,531,219	107,412,659	5,727,292	54,920,356	48,258,511	60,913,368
8. Title XIX - Medicaid	140,428,328	324,188,461	73,094,182	136,988,546	213,522,510	246,090,267
9. Credit A&H	0	0	0	0	0	0
10. Disability Income	0	0	0	0	0	0
11. Long-term care	0	0	0	0	0	0
12. Other health	0	0	0	0	0	0
13. Health subtotal (Lines 1 to 12)	184,733,461	437,647,747	79,026,274	194,370,517	263,759,735	309,735,601
14. Health care receivables (a)	24,834,505	25,590,185	0	0	24,834,505	39,565,846
15. Other non-health	0	0	0	0	0	0
16. Medical incentive pools and bonus amounts	1,855,340	967,898	11,532,229	2,369,784	13,387,569	12,600,439
17. Totals (Lines 13 - 14 + 15 + 16)	161,754,296	413,025,460	90,558,503	196,740,301	252,312,799	282,770,194

(a) Excludes \$ 0 loans or advances to providers not yet expensed.

STATEMENT AS OF March 31, 2025 OF Wellpoint Tennessee, Inc.

NOTES TO FINANCIAL STATEMENTS

or the purposes of the quarterly interim financial information, it is presumed that the users of the interim financial information have read or have access to the Annual Statement as of December 31, 2024. This presentation addresses only significant events occurring since the last Annual Statement.

1. Summary of Significant Accounting Policies and Going Concern

A. Accounting Practices

The accompanying financial statements of Wellpoint Tennessee, Inc. (the “Company”) have been prepared in conformity with the National Association of Insurance Commissioners’ (“NAIC”) *Annual Statement Instructions* and in accordance with accounting practices prescribed by the NAIC *Accounting Practices and Procedures Manual* (“NAIC SAP”), subject to any deviations prescribed or permitted by the Tennessee Department of Commerce and Insurance (the “TDCI”).

A reconciliation of the Company’s net income and capital and surplus between NAIC SAP and practices prescribed and permitted by the TDCI is shown below:

	SSAP #	F/S Page	F/S Line #	March 31, 2025	December 31, 2024
Net Income					
(1) INSERT NAME state basis (Page 4, Line 32, Columns 2 & 4)	XXX	XXX	XXX	\$ 77,358,360	\$ 31,999,606
(2) State Prescribed Practices that is an increase/(decrease) from NAIC SAP:				—	—
(3) State Permitted Practices that is an increase/(decrease) from NAIC SAP:				—	—
(4) NAIC SAP (1-2-3=4)	XXX	XXX	XXX	\$ 77,358,360	\$ 31,999,606
Surplus					
(5) INSERT NAME state basis (Page 3, Line 33, Columns 3 & 4)	XXX	XXX	XXX	\$ 311,251,002	\$ 245,715,853
(6) State Prescribed Practices that is an increase/(decrease) from NAIC SAP:				—	—
(7) State Permitted Practices that is an increase/(decrease) from NAIC SAP:				—	—
(8) NAIC SAP (5-6-7=8)	XXX	XXX	XXX	\$ 311,251,002	\$ 245,715,853

B. Use of Estimates in the Preparation of the Financial Statements

No significant change.

C. Accounting Policies

(1) No significant change.

STATEMENT AS OF March 31, 2025 OF Wellpoint Tennessee, Inc.
NOTES TO FINANCIAL STATEMENTS

2) Investment grade bonds not backed by other loans are stated at amortized cost, with amortization calculated based on the modified scientific method, using lower of yield to call or yield to maturity. Non-investment grade bonds are stated at the lower of amortized cost or fair value as determined by various third-party pricing sources.

(3) - (6) No significant change.

(7) Loan-backed securities are stated at amortized cost. Pre-payment assumptions for loan-backed securities and structured securities were obtained from broker-dealer survey values or internal estimates. These assumptions are consistent with the current interest rate and economic environment. The retrospective adjustment method is used to value all loan-backed securities. Non-investment grade loan-backed securities are stated at the lower of amortized cost or fair value.

(8) - (17) No significant change.

D. Going Concern

Not applicable.

2. Accounting Changes and Corrections of Errors

Not applicable.

3. Business Combinations and Goodwill

Not applicable.

4. Discontinued Operations

Not applicable.

5. Investments

A. - C.

Not applicable.

D. Loan-Backed Securities

1. Prepayment assumptions for single-class and multi-class mortgage-backed and asset-backed securities were obtained from broker-dealer survey values or internal estimates. The Company used various third-party pricing sources in determining the market value of its loan-backed securities.
2. The Company did not recognize other-than-temporary impairments ("OTTI") on its loan-backed securities during the three months ended March 31, 2025.
3. The Company did not recognize OTTI on its loan-backed securities at March 31, 2025.

STATEMENT AS OF March 31, 2025 OF Wellpoint Tennessee, Inc.
NOTES TO FINANCIAL STATEMENTS

4. All impaired securities (fair value is less than cost or amortized cost) for which an OTTI has not been recognized in earnings as a realized loss (including securities with a recognized OTTI for non-interest related declines when a non-recognized interest related impairment remains):
- a. The aggregate amount of unrealized losses:
- | | | | |
|----|---------------------|----|-------------|
| 1. | Less than 12 Months | \$ | (348,288) |
| 2. | 12 Months or Longer | \$ | (4,244,536) |
- b. The aggregate related fair value of securities with unrealized losses:
- | | | | |
|----|---------------------|----|------------|
| 1. | Less than 12 Months | \$ | 34,938,068 |
| 2. | 12 Months or Longer | \$ | 47,000,300 |
5. The Company's bond portfolio is sensitive to interest rate fluctuations, which impact the fair value of individual securities. Unrealized losses on bonds were primarily caused by the effects of the interest rate environment and the widening of credit spreads on certain securities. The Company currently has the ability and intent to hold these securities until their full cost can be recovered. Therefore, the Company does not believe the unrealized losses represent an OTTI at March 31, 2025.

E. Dollar Repurchase Agreements and/or Securities Lending Transactions

1. Not applicable.
2. No significant change.
3. Collateral Received
 - a. No significant change.
 - b. The fair value of that collateral and of the portion of that collateral that it has sold or repledged \$ 77,821,142
 - c. No significant change.
4. Not applicable.
5. No significant change.
6. Not applicable.
7. Not applicable.

F. Repurchase Agreements Transactions Accounted for as Secured Borrowing

The Company did not enter into repurchase agreement transactions accounted for as secured borrowing at March 31, 2025.

G. Reverse Repurchase Agreements Transactions Accounted for as Secured Borrowing

- (1) The Company accepts repurchase agreements as collateral within its securities lending program.
- (2) Type of Repo Trades Used

1 FIRST QUARTER	2 SECOND QUARTER	3 THIRD QUARTER	4 FOURTH QUARTER
YES			
NO			

STATEMENT AS OF March 31, 2025 OF Wellpoint Tennessee, Inc.

NOTES TO FINANCIAL STATEMENTS

(3) Origin (FI) & Residual Maturity

	FIRST QUARTER	SECOND QUARTER	THIRD QUARTER	FOURTH QUARTER
a. Maximum Amount				
1. Open - No Maturity	\$ —	\$ —	\$ —	\$ —
2. Overnight	\$ 5,200,000	\$ —	\$ —	\$ —
	FIRST QUARTER	SECOND QUARTER	THIRD QUARTER	FOURTH QUARTER
b. Ending Balance				
1. Open - No Maturity	\$ —	\$ —	\$ —	\$ —
2. Overnight	\$ —	\$ —	\$ —	\$ —

(4) Aggregate Narrative Disclosure of Fair Value of Securities Sold and/or Acquired That Resulted in Default

Not applicable.

(5) Fair Value of Securities Acquired Under Repo-Secured Borrowing

	FIRST QUARTER	SECOND QUARTER	THIRD QUARTER	FOURTH QUARTER
a. Maximum Amount	\$ 5,279,330	\$ —	\$ —	\$ —
b. Ending Balance	\$ —	\$ —	\$ —	\$ —

(6) Securities Acquired Under Repo - Secured Borrowing by NAIC Designation

ENDING BALANCE	1 NONE	2 NAIC 1	3 NAIC 2	4 NAIC 3
a. Bonds - FV	\$ —	\$ —	\$ —	\$ —
b. LB & SS - FV	\$ —	\$ —	\$ —	\$ —
c. Preferred Stock - FV	\$ —	\$ —	\$ —	\$ —
d. Common Stock	\$ —	\$ —	\$ —	\$ —
e. Mortgage Loans - FV	\$ —	\$ —	\$ —	\$ —
f. Real Estate - FV	\$ —	\$ —	\$ —	\$ —
g. Derivatives - FV	\$ —	\$ —	\$ —	\$ —
h. Other Invested Assets - FV	\$ —	\$ —	\$ —	\$ —
i. Total Assets - FV (Sum of a through h)	\$ —	\$ —	\$ —	\$ —
ENDING BALANCE	5 NAIC 4	6 NAIC 5	7 NAIC 6	8 DOES NOT QUALIFY AS ADMITTED
a. Bonds - FV	\$ —	\$ —	\$ —	\$ —
b. LB & SS - FV	\$ —	\$ —	\$ —	\$ —
c. Preferred Stock - FV	\$ —	\$ —	\$ —	\$ —
d. Common Stock	\$ —	\$ —	\$ —	\$ —
e. Mortgage Loans - FV	\$ —	\$ —	\$ —	\$ —
f. Real Estate - FV	\$ —	\$ —	\$ —	\$ —
g. Derivatives - FV	\$ —	\$ —	\$ —	\$ —
h. Other Invested Assets - FV	\$ —	\$ —	\$ —	\$ —
i. Total Assets - FV (Sum of a through h)	\$ —	\$ —	\$ —	\$ —

STATEMENT AS OF March 31, 2025 OF Wellpoint Tennessee, Inc.

NOTES TO FINANCIAL STATEMENTS

(7). Collateral Pledged - Secured Borrowing

	FIRST QUARTER	SECOND QUARTER	THIRD QUARTER	FOURTH QUARTER
a. Maximum Amount				
1. Cash	\$ 5,200,000	\$ —	\$ —	\$ —
2. Securities (FV)	\$ —	\$ —	\$ —	\$ —
3. Securities (BACV)	XXX	XXX	XXX	XXX
4. Nonadmitted Subse (BACV)	XXX	XXX	XXX	XXX
b. Ending Balance				
1. Cash	\$ —	\$ —	\$ —	\$ —
2. Securities (FV)	\$ —	\$ —	\$ —	\$ —
3. Securities (BACV)	\$ —	\$ —	\$ —	\$ —
4. Nonadmitted Subse (BACV)	\$ —	\$ —	\$ —	\$ —

(8). Allocation of Aggregate Collateral Pledged by Remaining Contractual Maturity

	AMORTIZED COST	FAIR VALUE
a. Overnight and Continuous	\$ —	\$ —
b. 30 Days or Less	\$ —	\$ —
c. 31 to 90 Days	\$ —	\$ —
d. >90 Days	\$ —	\$ —

(9)-(10) Not applicable.

H. Repurchase Agreements Transactions Accounted for as a Sale

The Company did not enter into repurchase agreement transactions accounted for as a sale at March 31, 2025.

I. Reverse Repurchase Agreements Transactions Accounted for as a Sale

The Company did not enter into reverse repurchase agreement transactions accounted for as a sale at March 31, 2025.

J. Real Estate

Not applicable.

K. Investments in Low-Income Housing Tax Credits

Not applicable.

L. Restricted Assets

No significant change.

M. Working Capital Finance Investments

Not applicable.

N. Offsetting and Netting of Assets and Liabilities

The Company had no netted assets and liabilities at March 31, 2025.

STATEMENT AS OF March 31, 2025 OF Wellpoint Tennessee, Inc.

NOTES TO FINANCIAL STATEMENTS

. **5GI Securities**

The Company has no 5GI Securities as of March 31, 2025.

P. Short Sales

The Company did not have any short sales at March 31, 2025.

Q. Prepayment Penalty and Acceleration Fees

	General Account
(1) Number of CUSIPs	5
(2) Aggregate Amount of Investment Income \$	26,614

R. Reporting Entity's Share of Cash Pool by Asset Type

The Company did not participate in a cash pool at March 31, 2025.

S. Aggregate Collateral Loans by Qualifying Investment Collateral

The Company did not have any aggregate collateral loans with qualifying investment collateral at March 31, 2025.

6. Joint Ventures, Partnerships and Limited Liability Companies

Not applicable.

7. Investment Income

No significant change.

8. Derivative Instruments

Not applicable.

9. Income Taxes

A. - F.

No significant change.

G. - H.

Not applicable.

I. Alternative Minimum Tax (AMT) Credit

No significant change.

10. Information Concerning Parent, Subsidiaries, Affiliates and Other Related Parties

A. - C.

No significant change.

STATEMENT AS OF March 31, 2025 OF Wellpoint Tennessee, Inc.
NOTES TO FINANCIAL STATEMENTS

D. Amounts Due to or from Related Parties

At March 31, 2025, the Company reported no amounts due from affiliates and \$4,441,394 due to affiliates. The payable balance represents intercompany transactions that will be settled in accordance with the settlement terms of the intercompany agreement.

E. - O.

No significant change.

11. Debt

Not applicable.

12. Retirement Plans, Deferred Compensation, Postemployment Benefits and Compensated Absences and Other Postretirement Benefit Plans

A. Defined Benefit Plan

Not applicable.

B. Not applicable.

C. Not applicable.

D. Not applicable.

E. Defined Contribution Plans

Not applicable.

F. Multiemployer Plans

The Company does not participate in a multiemployer plan.

G. Consolidated/Holding Company Plans

No significant change.

H. Post Employment Benefits and Compensated Absences

Not applicable.

I. Impact of Medicare Modernization Act on Postretirement Benefits (INT 04-17)

Not applicable.

13. Capital and Surplus, Shareholders' Dividend Restrictions and Quasi-Reorganizations

No significant change.

14. Liabilities, Contingencies and Assessments

A. - F.

No significant change.

STATEMENT AS OF March 31, 2025 OF Wellpoint Tennessee, Inc.
NOTES TO FINANCIAL STATEMENTS

5. Leases

No significant change.

16. Information About Financial Instruments With Off-Balance Sheet Risk and Financial Instruments With Concentrations of Credit Risk

Not applicable.

17. Sale, Transfer and Servicing of Financial Assets and Extinguishments of Liabilities

A. Transfers of Receivables Reported as Sales

Not applicable.

B. Transfer and Servicing of Financial Assets

(1) The Company participates in a securities lending program whereby marketable securities in its investment portfolio are transferred to independent brokers or dealers. At March 31, 2025 the fair value of securities loaned was \$76,185,958 and the carrying value of securities loaned was \$75,459,759.

(2) - (7) Not applicable.

C. Wash Sales

1. In the course of the Company's asset management, securities may be sold and reacquired within 30 days of the sale date to enhance the yield on the investments.
2. At March 31, 2025, there were no wash sales involving securities with an NAIC designation of 3 or below or unrated.

18. Gain or Loss to the Reporting Entity from Uninsured Plans and the Uninsured Portion of Partially Insured Plans

A. Administrative Services Only Plans

No significant change.

B. Administrative Services Contract Plans

No significant change.

C. Medicare or Other Similarly Structured Cost-Based Reimbursement Contract

No significant change.

19. Direct Premium Written/Produced by Managing General Agents/Third Party Administrators

Not applicable.

STATEMENT AS OF March 31, 2025 OF Wellpoint Tennessee, Inc.

NOTES TO FINANCIAL STATEMENTS

20. Fair Value Measurements

A.

(1) Fair Value Measurement at Reporting Date

Description for each class of asset or liability	(Level 1)	(Level 2)	(Level 3)	Net Asset Value (NAV)	Total
Bonds					
Issuer credit obligation	\$ —	\$88,644,172	\$ —	\$ —	\$88,644,172
Asset backed securities	—	2,727,387	—	—	2,727,387
Total bonds	\$ —	\$91,371,559	\$ —	\$ —	\$91,371,559
Common stock					
Industrial and misc	\$ —	\$ —	\$ 127,984	\$ —	\$ 127,984
Total common stocks	\$ —	\$ —	\$ 127,984	\$ —	\$ 127,984
Cash equivalents					
Industrial and miscellaneous money market funds	\$ 70,766,000	\$ —	\$ —	\$ —	\$70,766,000
Total cash equivalents	\$ 70,766,000	\$ —	\$ —	\$ —	\$70,766,000
Total assets at fair value/NAV	\$ 70,766,000	\$91,371,559	\$ 127,984	\$ —	\$162,137,55

(2) Fair Value Measurement in (Level 3) of the Fair Value Hierarchy

Description	Ending Balance as of Prior Quarter End	Transfers into Level 3	Transfers out of Level 3	Total gains and (losses) included in Net Income	Total gains and (losses) included in Surplus	Purchases	Issuances	Sales	Settlements	Ending Balance for Current Quarter End
a. Assets										
Common stock										
Industrial and misc	\$ —	\$ —	\$ —	\$ —	(\$102,660)	\$ 230,644	\$ —	\$ —	\$ —	\$127,984
Total assets	\$ —	\$ —	\$ —	\$ —	(\$102,660)	\$ 230,644	\$ —	\$ —	\$ —	\$127,984

(3) The Company’s policy is to recognize transfers between Levels, if any, as of the beginning of the reporting period.

(4) Fair values of bonds are based on quoted market prices, where available. These fair values are obtained primarily from third party pricing services, which generally use Level 1 or Level 2 inputs, for the determination of fair value to facilitate fair value measurements and disclosures. Level 2 securities primarily include United States government securities, corporate securities, securities from states, municipalities and political subdivisions, mortgage-backed securities and certain other asset-backed securities. For securities not actively traded, the pricing services may use quoted market prices of comparable instruments or discounted cash flow analyses, incorporating inputs that are currently observable in the markets for similar securities. Inputs that are often used in the valuation methodologies include, but are not limited to, broker quotes, benchmark yields, credit spreads, default rates and prepayment speeds. The Company has controls in place to review the pricing services' qualifications and procedures used to determine fair values. In addition, the Company periodically reviews the pricing services' pricing methodologies, data sources and pricing inputs to ensure the fair values obtained are reasonable.

STATEMENT AS OF March 31, 2025 OF Wellpoint Tennessee, Inc.

NOTES TO FINANCIAL STATEMENTS

Certain bonds, primarily corporate debt securities, are designated Level 3. For these securities, the valuation methodologies may incorporate broker quotes or discounted cash flow analyses using assumptions for inputs such as expected cash flows, benchmark yields, credit spreads, default rates and prepayment speeds that are not observable in the markets.

Fair values of common and preferred stock are generally designated as Level 1 and are based on quoted market prices. For certain common and preferred stock, quoted market prices for the identical security are not always available and the fair value is estimated by reference to similar securities for which quoted prices are available. These securities are designated as Level 2. Certain equity securities, including private equity securities, for which the fair value is estimated based on each security’s current condition and future cash flow projections. Such securities are designated as Level 3. The fair values of these private equity securities are generally based on either broker quotes, or discounted cash flow projections using assumptions for inputs such as the weighted-average cost of capital, long-term revenue growth rates and earnings before interest, taxes, depreciation and amortization, and/or revenue multiples that are not observable in the markets.

Cash equivalents primarily consist of highly rated money market funds or bonds with original maturities of three months or less. Due to the high ratings and short-term nature, these investments are designated as Level 1. The Company also holds bonds purchased with less than three months to maturity. Fair value of these bonds are based on quoted market prices obtained from third party pricing services which generally use Level 1 or Level 2 inputs.

There have been no significant changes in the valuation techniques during the current period.

B. Fair Value Measurements Under Other Accounting Pronouncements

Not applicable.

C. Financial Instruments

Type of Financial Instrument	Aggregate Fair Value	Admitted Assets	(Level 1)	(Level 2)	(Level 3)	Value (“NAV”)	(Carrying Value)
Issuer credit obligation bonds	392,873,790	\$ 400,877,373	\$ —	\$ 389,422,692	\$ 3,451,098	\$ —	\$ —
Asset backed securities bonds	148,966,748	150,564,930	—	148,966,748	—	—	—
Common stock	127,984	127,984	—	—	127,984	—	—
Cash equivalents	70,766,000	70,766,000	70,766,000	—	—	—	—
Securities lending collateral asset	77,855,072	77,821,142	—	77,855,072			

D. Not Practicable to Estimate Fair Value

There are no financial instruments that were not practicable to estimate at fair value.

E. Investments Measured at Net Asset Value

The Company has no investments measured at net asset value.

21. Other Items

A. - E.

No significant change.

STATEMENT AS OF March 31, 2025 OF Wellpoint Tennessee, Inc.

NOTES TO FINANCIAL STATEMENTS

F. Subprime Mortgage-Related Risk Exposure

- (1) The Company’s investment strategy of providing safety and preservation of capital, sufficient liquidity to meet cash flow requirements and the attainment of a competitive after-tax investment return is supported by a well diversified portfolio consisting of many different types of investments. The portion of the Company’s investment portfolio with subprime mortgage-related risk exposure is relatively small in comparison to the overall investment portfolio, and consists mainly of investment grade securities with no exposure to collateralized debt obligations. All mortgage related investments are monitored closely as part of the quarterly investment review performed by the Elevance Health Investment Impairment Review Committee.
- (2) The Company did not carry investments in subprime mortgage loans in its portfolio at March 31, 2025.
- (3) At March 31, 2025, the Company's subprime mortgage-related risk exposure is detailed below:

	Actual Cost	Book/ Adjusted Carrying Value (excluding interest)	Fair Value	Other-Than- Temporary Impairment Losses Recognized
a. Residential mortgage-backed securities	\$ 1,533,337	\$ 1,532,026	\$ 1,536,403	\$ —
b. Commercial mortgage-backed securities	—	—	—	—
c. Collateralized debt obligations	—	—	—	—
d. Structured securities	—	—	—	—
e. Equity investments in SCAs	—	—	—	—
f. Other assets	—	—	—	—
g. Total	\$ 1,533,337	\$ 1,532,026	\$ 1,536,403	\$ —

- (4) The Company did not underwrite Mortgage Guaranty or Financial Guaranty insurance coverage at March 31, 2025.

G. Retained Assets

No significant change.

H. Insurance-Linked Securities Contracts

Not applicable.

22. Events Subsequent

Subsequent events have been considered through May 12, 2025 for the statutory statement issued on May 13, 2025. There were no events occurring subsequent to March 31, 2025 requiring recognition or disclosure.

23. Reinsurance

Not applicable.

STATEMENT AS OF March 31, 2025 OF Wellpoint Tennessee, Inc.
NOTES TO FINANCIAL STATEMENTS

24. Retrospectively Rated Contracts & Contracts Subject to Redetermination

A. - D.

No significant change.

E. Risk Sharing Provisions of the Affordable Care Act ("ACA")

- (1) Did the reporting entity write accident and health insurance premium that is subject to the Affordable Care Act risk sharing provisions (YES/NO)?

No

- (2) Impact of Risk-Sharing Provisions of the Affordable Care Act on Admitted Assets, Liabilities and Revenue for the Current Year.

Not applicable.

- (3) Roll-forward of prior year ACA risk-sharing provisions for the following asset (gross of any nonadmission) and liability balances, along with the reasons for adjustments to prior year balance.

Not applicable.

25. Change in Incurred Claims and Claim Adjustment Expenses

A. The estimated cost of claims and claim adjustment expense attributable to insured events of prior years decreased by \$26,984,482 during 2025. This is approximately 9.3% of unpaid claims and claim adjustment expenses, net of healthcare receivables, of \$291,138,746 as of December 31, 2024. The redundancy reflects the decreases in estimated claims and claims adjustment expenses as a result of claims payment during the year, and as additional information is received regarding claims incurred prior to 2025. Recent claim development trends are also taken into account in evaluating the overall adequacy of unpaid claims and unpaid claim adjustment expense.

B. There were no significant changes in methodologies and assumptions used in calculating the liability for unpaid losses and loss adjustment expenses.

26. Intercompany Pooling Arrangements

Not applicable.

27. Structured Settlements

Not applicable.

28. Health Care Receivables

No significant change.

29. Participating Policies

Not applicable.

30. Premium Deficiency Reserves

The Company did not record any premium deficiency reserves at March 31, 2025.

STATEMENT AS OF March 31, 2025 OF Wellpoint Tennessee, Inc.
NOTES TO FINANCIAL STATEMENTS

31. Anticipated Salvage and Subrogation

No significant change.

GENERAL INTERROGATORIES

PART 1 - COMMON INTERROGATORIES

GENERAL

1.1

Did the reporting entity experience any material transactions requiring the filing of Disclosure of Material Transactions with the State of Domicile, as required by the Model Act?

Yes [] No [X]

1.2

If yes, has the report been filed with the domiciliary state?

Yes [] No []

2.1

Has any change been made during the year of this statement in the charter, by-laws, articles of incorporation, or deed of settlement of the reporting entity?

Yes [] No [X]

2.2

If yes, date of change:

3.1

Is the reporting entity a member of an Insurance Holding Company System consisting of two or more affiliated persons, one or more of which is an insurer?
If yes, complete Schedule Y, Parts 1 and 1A.

Yes [X] No []

3.2

Have there been any substantial changes in the organizational chart since the prior quarter end?

Yes [] No [X]

3.3

If the response to 3.2 is yes, provide a brief description of those changes.

3.4

Is the reporting entity publicly traded or a member of a publicly traded group?

Yes [X] No []

3.5

If the response to 3.4 is yes, provide the CIK (Central Index Key) code issued by the SEC for the entity/group.

0001156039

4.1

Has the reporting entity been a party to a merger or consolidation during the period covered by this statement?

Yes [] No [X]

4.2

If yes, provide the name of the entity, NAIC Company Code, and state of domicile (use two letter state abbreviation) for any entity that has ceased to exist as a result of the merger or consolidation.

1	2	3
Name of Entity	NAIC Company Code	State of Domicile

5.

If the reporting entity is subject to a management agreement, including third-party administrator(s), managing general agent(s), attorney-in-fact, or similar agreement, have there been any significant changes regarding the terms of the agreement or principals involved?
If yes, attach an explanation.

Yes [] No [X] N/A []

6.1

State as of what date the latest financial examination of the reporting entity was made or is being made.

12/31/2022

6.2

State the as of date that the latest financial examination report became available from either the state of domicile or the reporting entity. This date should be the date of the examined balance sheet and not the date the report was completed or released.

12/31/2022

6.3

State as of what date the latest financial examination report became available to other states or the public from either the state of domicile or the reporting entity. This is the release date or completion date of the examination report and not the date of the examination (balance sheet date).

03/26/2024

6.4

By what department or departments?
State of Tennessee Department of Commerce and Insurance, TennCare Division

6.5

Have all financial statement adjustments within the latest financial examination report been accounted for in a subsequent financial statement filed with Departments?

Yes [] No [] N/A [X]

6.6

Have all of the recommendations within the latest financial examination report been complied with?

Yes [] No [] N/A [X]

7.1

Has this reporting entity had any Certificates of Authority, licenses or registrations (including corporate registration, if applicable) suspended or revoked by any governmental entity during the reporting period?

Yes [] No [X]

7.2

If yes, give full information:

8.1

Is the company a subsidiary of a bank holding company regulated by the Federal Reserve Board?

Yes [] No [X]

8.2

If response to 8.1 is yes, please identify the name of the bank holding company.

8.3

Is the company affiliated with one or more banks, thrifts or securities firms?

Yes [] No [X]

8.4

If response to 8.3 is yes, please provide below the names and location (city and state of the main office) of any affiliates regulated by a federal regulatory services agency [i.e. the Federal Reserve Board (FRB), the Office of the Comptroller of the Currency (OCC), the Federal Deposit Insurance Corporation (FDIC) and the Securities Exchange Commission (SEC)] and identify the affiliate's primary federal regulator.

1	2	3	4	5	6
Affiliate Name	Location (City, State)	FRB	OCC	FDIC	SEC

GENERAL INTERROGATORIES

- 9.1

Are the senior officers (principal executive officer, principal financial officer, principal accounting officer or controller, or persons performing similar functions) of the reporting entity subject to a code of ethics, which includes the following standards?
(a) Honest and ethical conduct, including the ethical handling of actual or apparent conflicts of interest between personal and professional relationships;
(b) Full, fair, accurate, timely and understandable disclosure in the periodic reports required to be filed by the reporting entity;
(c) Compliance with applicable governmental laws, rules and regulations;
(d) The prompt internal reporting of violations to an appropriate person or persons identified in the code; and
(e) Accountability for adherence to the code.

Yes [X] No []
- 9.11

If the response to 9.1 is No, please explain:
.....
- 9.2

Has the code of ethics for senior managers been amended?

Yes [X] No []
- 9.21

If the response to 9.2 is Yes, provide information related to amendment(s).
1.Added a new section on mobile devices, stating that Elevance Health has the right to physically access any personal device used for company business to inspect, review, and collect company information.2.Strengthened language on secondary employment, emphasizing its potential to distract from associates' primary responsibilities and misappropriate compensation from Elevance Health. This also includes a reminder about conducting secondary employment/external activities such as freelancing, public speaking, and contributions to external publications.3.Introduced a new section on the Enterprise Firewall policy to ensure the proper use and disclosure of Competitively Sensitive Information within the Elevance Health family of companies 4.Included a Q&A on conference fees and clarified that all cash gifts must be declined. 5.Added language mandating that all Artificial Intelligence, machine learning, and large language models must be developed and/or used in accordance with the Enterprise AI policy. 6.Revised sections of the Code to comply with Section 508 of the Rehabilitation Act, ensuring individuals with disabilities have equal access to electronic information and data comparable to those without disabilities.
- 9.3

Have any provisions of the code of ethics been waived for any of the specified officers?

Yes [] No [X]
- 9.31

If the response to 9.3 is Yes, provide the nature of any waiver(s).
.....

FINANCIAL

- 10.1

Does the reporting entity report any amounts due from parent, subsidiaries or affiliates on Page 2 of this statement?

Yes [] No [X]
- 10.2

If yes, indicate any amounts receivable from parent included in the Page 2 amount:\$

INVESTMENT

- 11.1

Were any of the stocks, bonds, or other assets of the reporting entity loaned, placed under option agreement, or otherwise made available for use by another person? (Exclude securities under securities lending agreements.)

Yes [] No [X]
- 11.2

If yes, give full and complete information relating thereto:
.....
12.

Amount of real estate and mortgages held in other invested assets in Schedule BA:\$0
13.

Amount of real estate and mortgages held in short-term investments:\$0
- 14.1

Does the reporting entity have any investments in parent, subsidiaries and affiliates?

Yes [] No [X]
- 14.2

If yes, please complete the following:

	1	2
	Prior Year-End Book/Adjusted Carrying Value	Current Quarter Book/Adjusted Carrying Value
14.21 Bonds	\$0	\$0
14.22 Preferred Stock	\$0	\$0
14.23 Common Stock	\$0	\$0
14.24 Short-Term Investments	\$0	\$0
14.25 Mortgage Loans on Real Estate	\$0	\$0
14.26 All Other	\$0	\$0
14.27 Total Investment in Parent, Subsidiaries and Affiliates (Subtotal Lines 14.21 to 14.26)	\$0	\$0
14.28 Total Investment in Parent included in Lines 14.21 to 14.26 above	\$0	\$0
- 15.1

Has the reporting entity entered into any hedging transactions reported on Schedule DB?

Yes [] No [X]
- 15.2

If yes, has a comprehensive description of the hedging program been made available to the domiciliary state? Yes [] No [] N/A []
If no, attach a description with this statement.
.....
16.

For the reporting entity's security lending program, state the amount of the following as of the current statement date:

16.1

Total fair value of reinvested collateral assets reported on Schedule DL, Parts 1 and 2.

\$ 77,855,072

16.2

Total book/adjusted carrying value of reinvested collateral assets reported on Schedule DL, Parts 1 and 2

\$ 77,821,142

16.3

Total payable for securities lending reported on the liability page.

\$ 77,821,142

GENERAL INTERROGATORIES

17. Excluding items in Schedule E - Part 3 - Special Deposits, real estate, mortgage loans and investments held physically in the reporting entity's offices, vaults or safety deposit boxes, were all stocks, bonds and other securities, owned throughout the current year held pursuant to a custodial agreement with a qualified bank or trust company in accordance with Section 1, III - General Examination Considerations, F. Outsourcing of Critical Functions, Custodial or Safekeeping Agreements of the NAIC Financial Condition Examiners Handbook? Yes [X] No []
- 17.1 For all agreements that comply with the requirements of the NAIC Financial Condition Examiners Handbook, complete the following:

1 Name of Custodian(s)	2 Custodian Address
JP Morgan Chase Bank, N.A	383 Madison Ave, New York, NY 10179

- 17.2 For all agreements that do not comply with the requirements of the NAIC Financial Condition Examiners Handbook, provide the name, location and a complete explanation:

1 Name(s)	2 Location(s)	3 Complete Explanation(s)
.....

- 17.3 Have there been any changes, including name changes, in the custodian(s) identified in 17.1 during the current quarter? Yes [] No [X]
- 17.4 If yes, give full information relating thereto:

1 Old Custodian	2 New Custodian	3 Date of Change	4 Reason
.....

- 17.5 Investment management – Identify all investment advisors, investment managers, broker/dealers, including individuals that have the authority to make investment decisions on behalf of the reporting entity. This includes both primary and sub-advisors. For assets that are managed internally by employees of the reporting entity, note as such. ["...that have access to the investment accounts"; "...handle securities"]

1 Name of Firm or Individual	2 Affiliation
Elevance Health, Inc.	I.....
Loomis, Sayles & Company, LP	U.....
Pacific Investment Management Company	U.....
Western Asset Management	U.....
.....

- 17.5097 For those firms/individuals listed in the table for Question 17.5, do any firms/individuals unaffiliated with the reporting entity (i.e. designated with a "U") manage more than 10% of the reporting entity's invested assets?..... Yes [X] No []
- 17.5098 For firms/individuals unaffiliated with the reporting entity (i.e. designated with a "U") listed in the table for Question 17.5, does the total assets under management aggregate to more than 50% of the reporting entity's invested assets?..... Yes [X] No []

- 17.6 For those firms or individuals listed in the table for 17.5 with an affiliation code of "A" (affiliated) or "U" (unaffiliated), provide the information for the table below.

1	2	3	4	5
Central Registration Depository Number	Name of Firm or Individual	Legal Entity Identifier (LEI)	Registered With	Investment Management Agreement (IMA) Filed
110441	Western Asset Management	549300C5A561UXU1CN46	Securities Exchange Commission	NO.....
105377	Loomis, Sayles & Company, LP	J1ZPN2RX3UMNOYID1313	Securities Exchange Commission	NO.....
104559	Pacific Investment Management Company	549300KGPYQZXGMYYN38	Securities Exchange Commission	NO.....
.....

- 18.1 Have all the filing requirements of the Purposes and Procedures Manual of the NAIC Investment Analysis Office been followed? Yes [X] No []
- 18.2 If no, list exceptions:
.....

19. By self-designating 5GI securities, the reporting entity is certifying the following elements for each self-designated 5GI security:
a. Documentation necessary to permit a full credit analysis of the security does not exist or an NAIC CRP credit rating for an FE or PL security is not available.
b. Issuer or obligor is current on all contracted interest and principal payments.
c. The insurer has an actual expectation of ultimate payment of all contracted interest and principal.
Has the reporting entity self-designated 5GI securities? Yes [] No [X]

20. By self-designating PLGI securities, the reporting entity is certifying the following elements of each self-designated PLGI security:
a. The security was purchased prior to January 1, 2018.
b. The reporting entity is holding capital commensurate with the NAIC Designation reported for the security.
c. The NAIC Designation was derived from the credit rating assigned by an NAIC CRP in its legal capacity as a NRSRO which is shown on a current private letter rating held by the insurer and available for examination by state insurance regulators.
d. The reporting entity is not permitted to share this credit rating of the PL security with the SVO.
Has the reporting entity self-designated PLGI securities? Yes [] No [X]

21. By assigning FE to a Schedule BA non-registered private fund, the reporting entity is certifying the following elements of each self-designated FE fund:
a. The shares were purchased prior to January 1, 2019.
b. The reporting entity is holding capital commensurate with the NAIC Designation reported for the security.
c. The security had a public credit rating(s) with annual surveillance assigned by an NAIC CRP in its legal capacity as an NRSRO prior to January 1, 2019.
d. The fund only or predominantly holds bonds in its portfolio.
e. The current reported NAIC Designation was derived from the public credit rating(s) with annual surveillance assigned by an NAIC CRP in its legal capacity as an NRSRO.
f. The public credit rating(s) with annual surveillance assigned by an NAIC CRP has not lapsed.
Has the reporting entity assigned FE to Schedule BA non-registered private funds that complied with the above criteria? Yes [] No [X]

GENERAL INTERROGATORIES

PART 2 - HEALTH

1.

Operating Percentages:

1.1 A&H loss percent

79.3 %

1.2 A&H cost containment percent

3.3 %

1.3 A&H expense percent excluding cost containment expenses

9.1 %
- 2.1

Do you act as a custodian for health savings accounts?

Yes [] No [X]
- 2.2

If yes, please provide the amount of custodial funds held as of the reporting date

\$.
- 2.3

Do you act as an administrator for health savings accounts?

Yes [] No [X]
- 2.4

If yes, please provide the balance of the funds administered as of the reporting date

\$.
3.

Is the reporting entity licensed or chartered, registered, qualified, eligible or writing business in at least two states?

Yes [] No [X]
- 3.1

If no, does the reporting entity assume reinsurance business that covers risks residing in at least one state other than the state of domicile of the reporting entity?

Yes [] No [X]

STATEMENT AS OF MARCH 31, 2025 OF THE Wellpoint Tennessee, Inc.

SCHEDULE S - CEDED REINSURANCE

Showing All New Reinsurance Treaties - Current Year to Date

1	2	3	4	5	6	7	8	9	10
NAIC Company Code	ID Number	Effective Date	Name of Reinsurer	Domiciliary Jurisdiction	Type of Reinsurance Ceded	Type of Business Ceded	Type of Reinsurer	Certified Reinsurer Rating (1 through 6)	Effective Date of Certified Reinsurer Rating
			NONE						

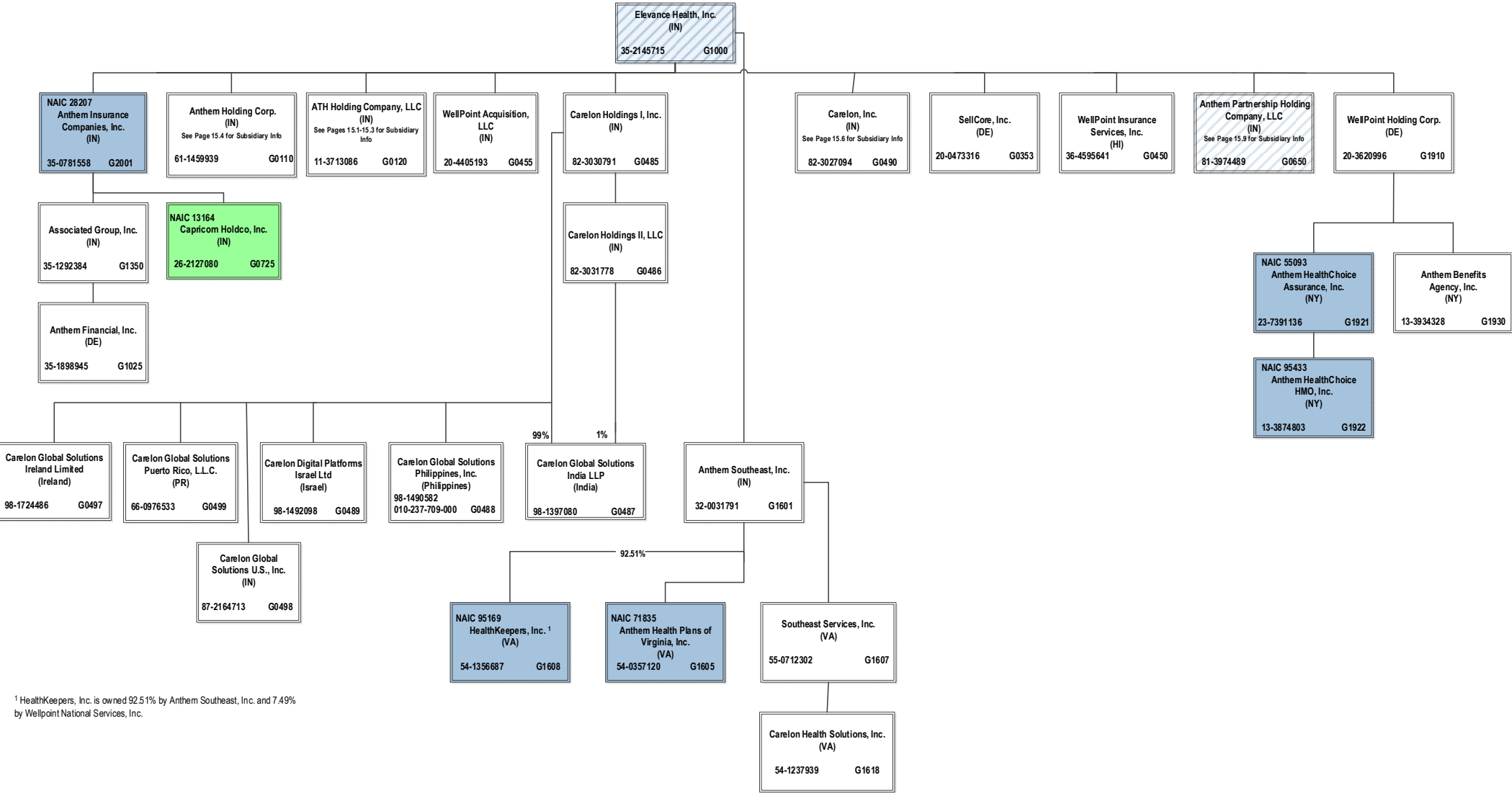
SCHEDULE T - PREMIUMS AND OTHER CONSIDERATIONS

Current Year to Date - Allocated by States and Territories											
		1	Direct Business Only								
		Active Status (a)	2	3	4	5	6	7	8	9	10
States, etc.			Accident and Health Premiums	Medicare Title XVIII	Medicaid Title XIX	CHIP Title XXI	Federal Employees Health Benefits Program Premiums	Life and Annuity Premiums & Other Considerations	Property/Casualty Premiums	Total Columns 2 Through 8	Deposit-Type Contracts
1.	Alabama	ALN..						0	
2.	Alaska	AKN..						0	
3.	Arizona	AZN..						0	
4.	Arkansas	ARN..						0	
5.	California	CAN..						0	
6.	Colorado	CON..						0	
7.	Connecticut	CTN..						0	
8.	Delaware	DEN..						0	
9.	District of Columbia	DCN..						0	
10.	Florida	FLN..						0	
11.	Georgia	GAN..						0	
12.	Hawaii	HIN..						0	
13.	Idaho	IDN..						0	
14.	Illinois	ILN..						0	
15.	Indiana	INN..						0	
16.	Iowa	IAN..						0	
17.	Kansas	KSN..						0	
18.	Kentucky	KYN..						0	
19.	Louisiana	LAN..						0	
20.	Maine	MEN..						0	
21.	Maryland	MDN..						0	
22.	Massachusetts	MAN..						0	
23.	Michigan	MIN..						0	
24.	Minnesota	MNN..						0	
25.	Mississippi	MSN..						0	
26.	Missouri	MON..						0	
27.	Montana	MTN..						0	
28.	Nebraska	NEN..						0	
29.	Nevada	NVN..						0	
30.	New Hampshire	NHN..						0	
31.	New Jersey	NJN..						0	
32.	New Mexico	NMN..						0	
33.	New York	NYN..						0	
34.	North Carolina	NCN..						0	
35.	North Dakota	NDN..						0	
36.	Ohio	OHN..						0	
37.	Oklahoma	OKN..						0	
38.	Oregon	ORN..						0	
39.	Pennsylvania	PAN..						0	
40.	Rhode Island	RIN..						0	
41.	South Carolina	SCN..						0	
42.	South Dakota	SDN..						0	
43.	Tennessee	TNL..	192,278,148	479,766,348	13,156,621				685,201,117	
44.	Texas	TXN..						0	
45.	Utah	UTN..						0	
46.	Vermont	VTN..						0	
47.	Virginia	VAN..						0	
48.	Washington	WAN..						0	
49.	West Virginia	WVN..						0	
50.	Wisconsin	WIN..						0	
51.	Wyoming	WYN..						0	
52.	American Samoa	ASN..						0	
53.	Guam	GUN..						0	
54.	Puerto Rico	PRN..						0	
55.	U.S. Virgin Islands	VIN..						0	
56.	Northern Mariana Islands	MPN..						0	
57.	Canada	CANN..						0	
58.	Aggregate Other Aliens	OT	XXX.....000000000
59.	Subtotal	XXX.....0	192,278,148	479,766,348	13,156,621000	685,201,1170
60.	Reporting Entity Contributions for Employee Benefit Plans	XXX.....							0	
61.	Totals (Direct Business)	XXX.....	0	192,278,148	479,766,348	13,156,621	0	0	0	685,201,117	0
DETAILS OF WRITE-INS											
58001.	XXX.....									
58002.	XXX.....									
58003.	XXX.....									
58998.	Summary of remaining write-ins for Line 58 from overflow page	XXX.....000000000
58999.	Totals (Lines 58001 through 58003 plus 58998)(Line 58 above)	XXX.....	0	0	0	0	0	0	0	0	0

(a) Active Status Counts:
1. L - Licensed or Chartered - Licensed insurance carrier or domiciled RRG..... 1 4. Q - Qualified - Qualified or accredited reinsurer..... 0
2. R - Registered - Non-domiciled RRGs..... 0 5. N - None of the above - Not allowed to write business in the state..... 56
3. E - Eligible - Reporting entities eligible or approved to write surplus lines in the state. 0

SCHEDULE Y – INFORMATION CONCERNING ACTIVITIES OF INSURER MEMBERS OF A HOLDING COMPANY GROUP
PART 1 – ORGANIZATIONAL CHART

ALL SUBSIDIARIES 100% OWNED AND LLC'S ARE CONTROLLED BY MEMBERS UNLESS OTHERWISE NOTED

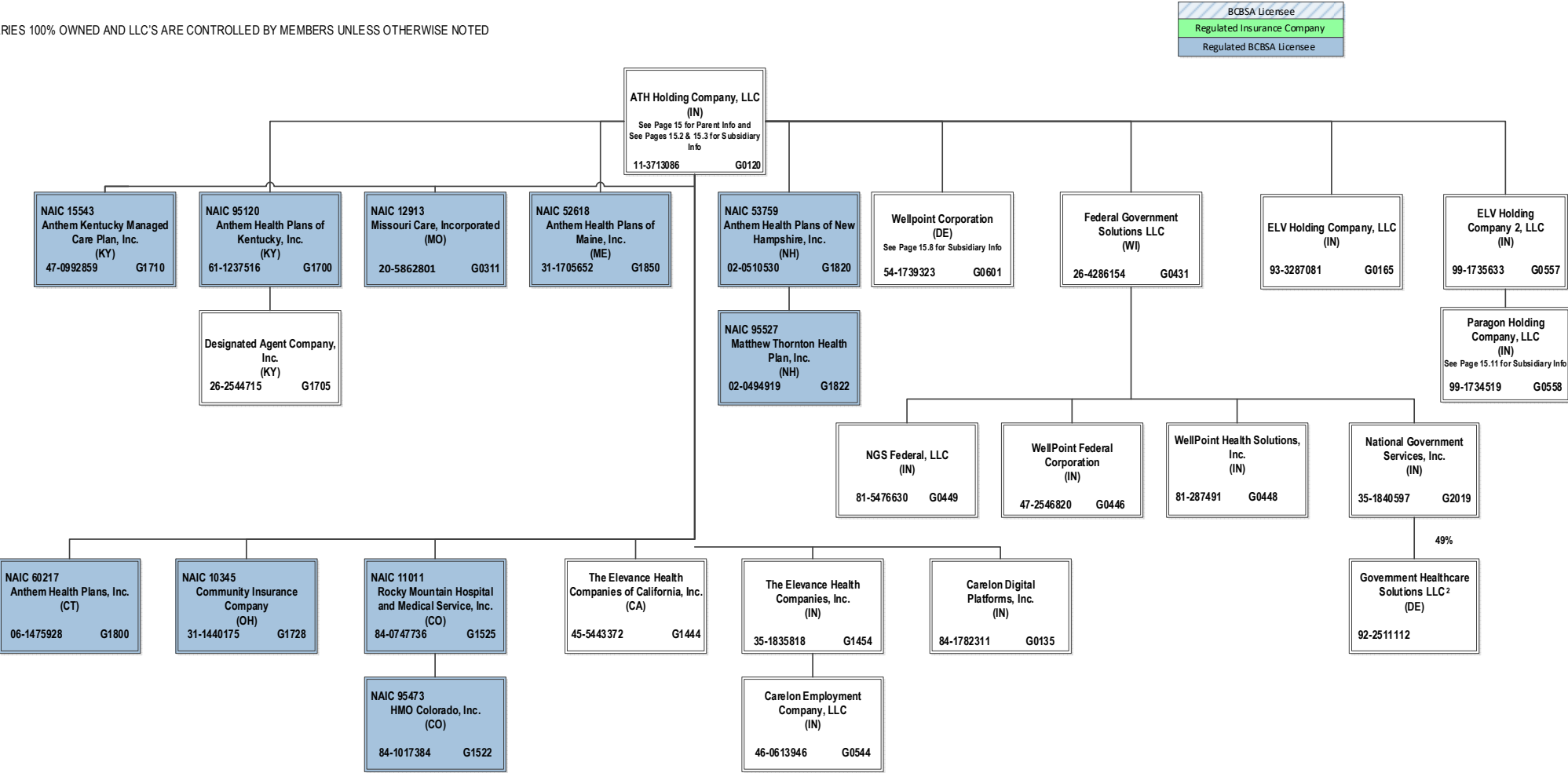


¹ HealthKeepers, Inc. is owned 92.51% by Anthem Southeast, Inc. and 7.49% by Wellpoint National Services, Inc.

SCHEDULE Y – INFORMATION CONCERNING ACTIVITIES OF INSURER MEMBERS OF A HOLDING COMPANY GROUP

PART 1 – ORGANIZATIONAL CHART

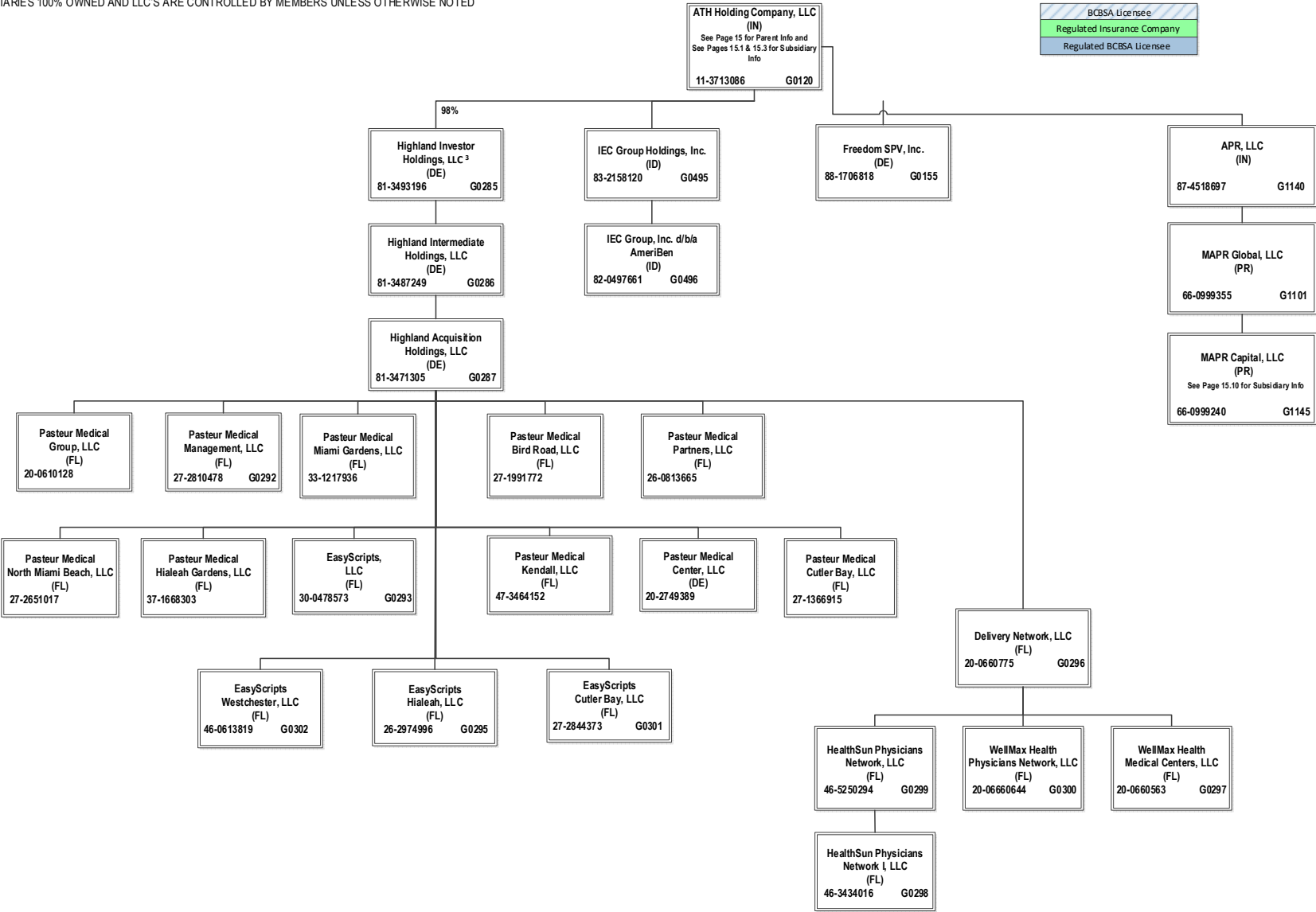
ALL SUBSIDIARIES 100% OWNED AND LLC'S ARE CONTROLLED BY MEMBERS UNLESS OTHERWISE NOTED



² Government Healthcare Solutions LLC. is a joint venture 49% owned by National Government Services, Inc. and 51% owned by MKS2 LLC (non-affiliate)

SCHEDULE Y – INFORMATION CONCERNING ACTIVITIES OF INSURER MEMBERS OF A HOLDING COMPANY GROUP
PART 1 – ORGANIZATIONAL CHART

ALL SUBSIDIARIES 100% OWNED AND LLC'S ARE CONTROLLED BY MEMBERS UNLESS OTHERWISE NOTED

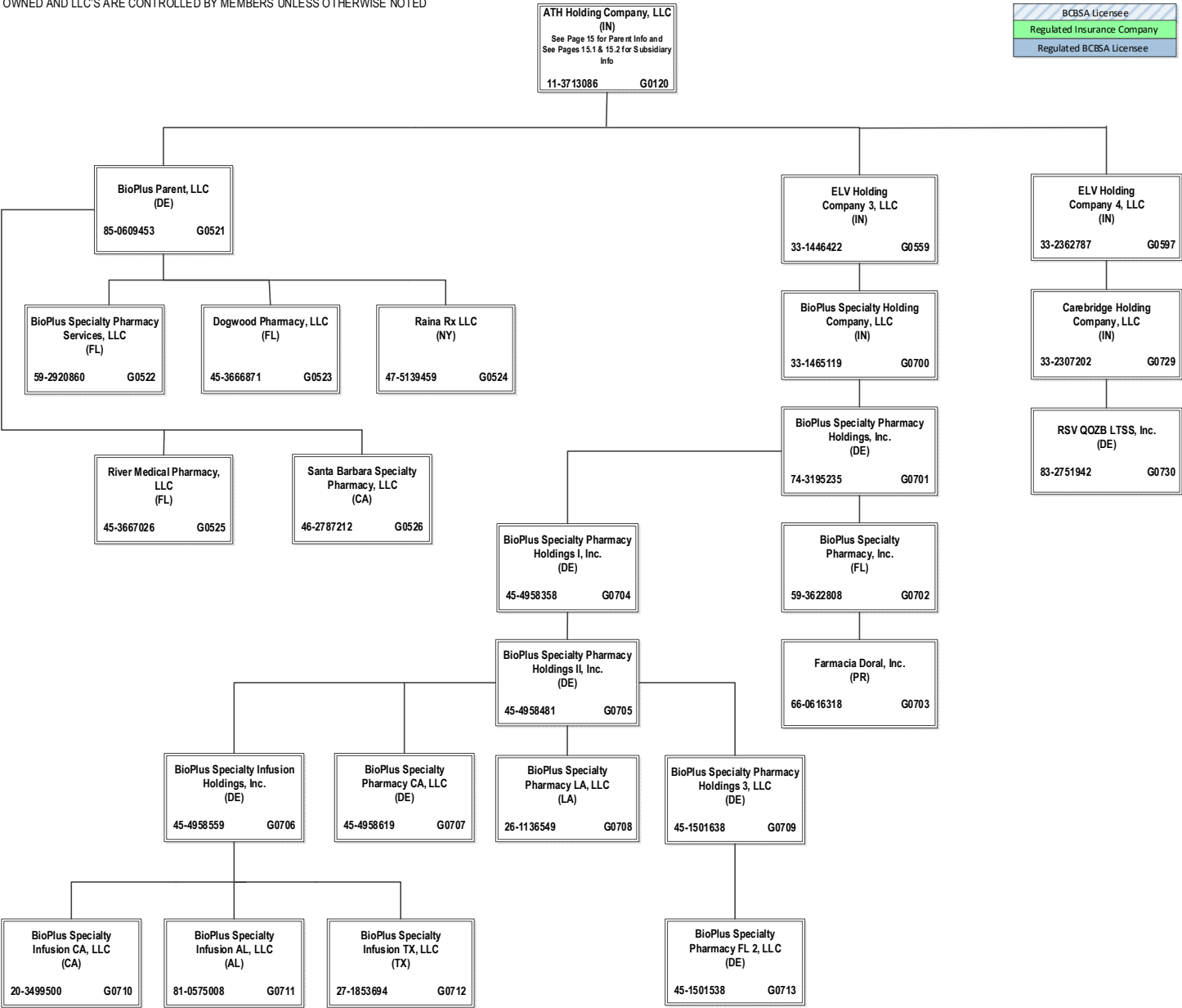


³ ATH Holding Company, LLC holds a 98% interest in Highland Investor Holdings, LLC, and Wellpoint Corporation holds the remaining 2% interest.

SCHEDULE Y – INFORMATION CONCERNING ACTIVITIES OF INSURER MEMBERS OF A HOLDING COMPANY GROUP

PART 1 – ORGANIZATIONAL CHART

ALL SUBSIDIARIES 100% OWNED AND LLC'S ARE CONTROLLED BY MEMBERS UNLESS OTHERWISE NOTED

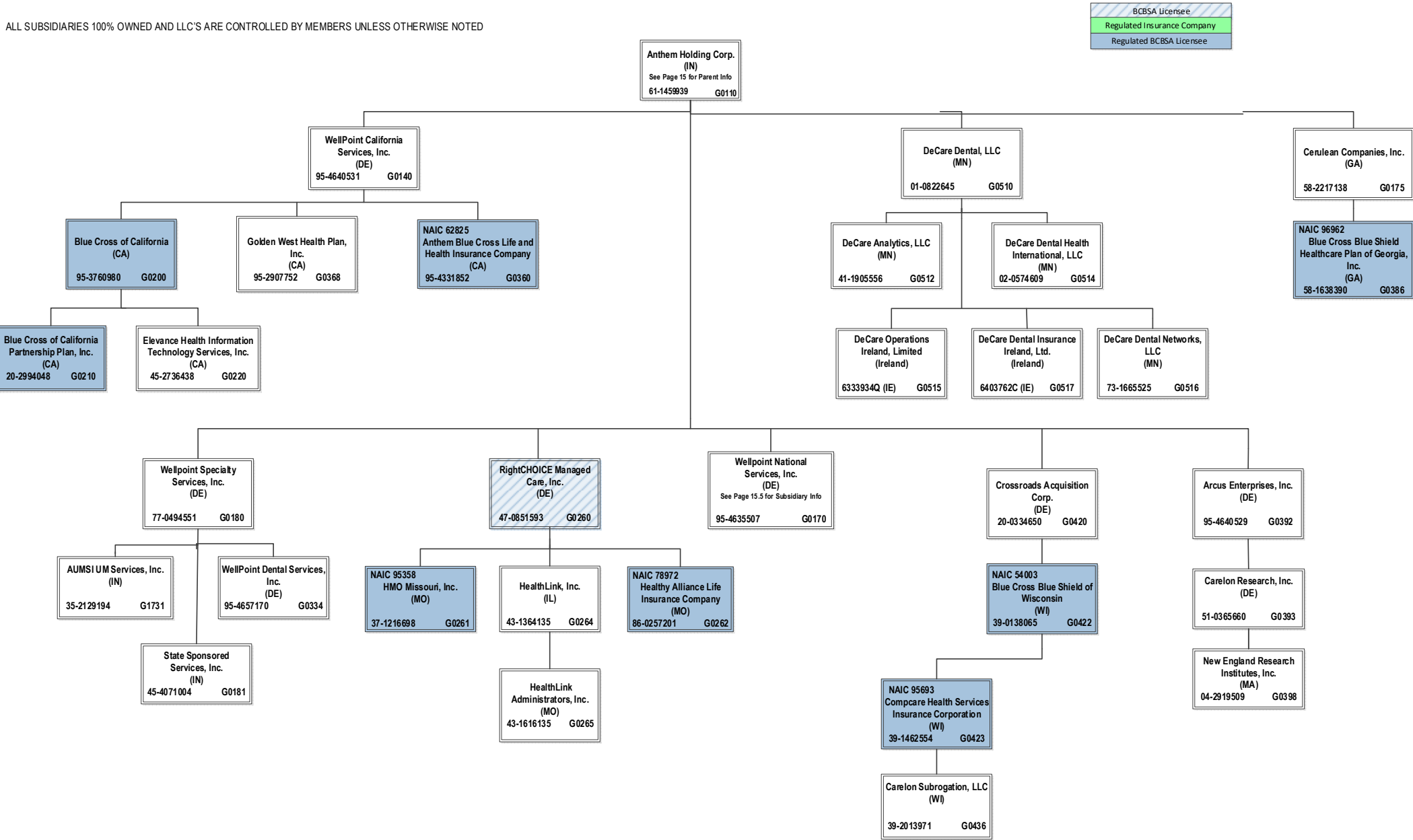


BCBSA Licensee
Regulated Insurance Company
Regulated BCBSA Licensee

SCHEDULE Y – INFORMATION CONCERNING ACTIVITIES OF INSURER MEMBERS OF A HOLDING COMPANY GROUP

PART 1 – ORGANIZATIONAL CHART

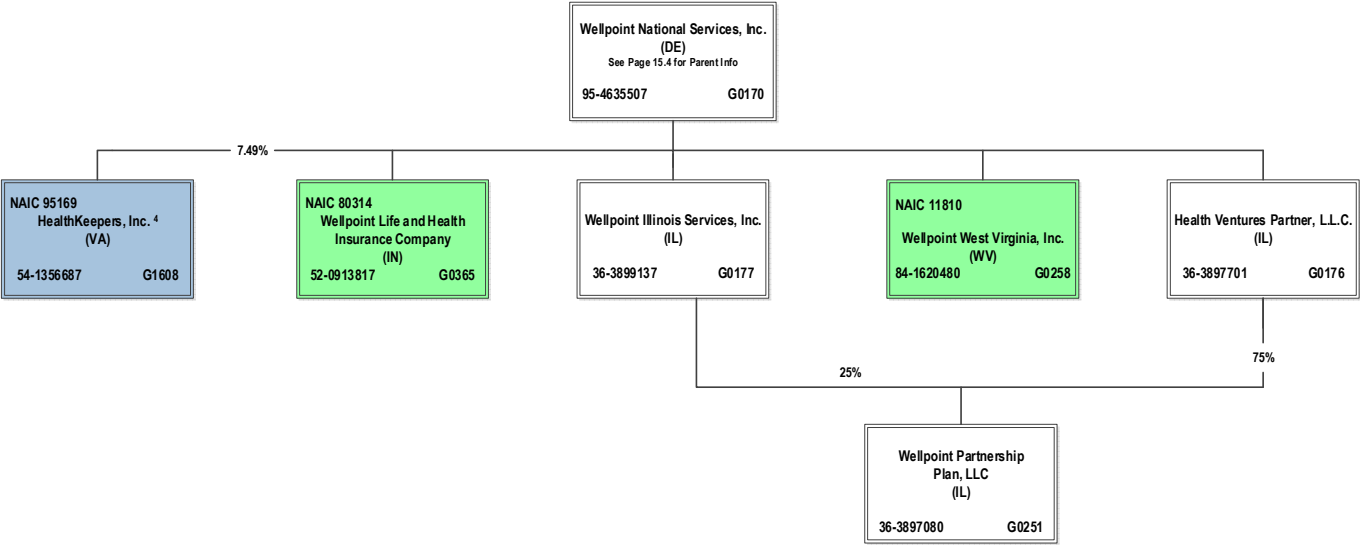
ALL SUBSIDIARIES 100% OWNED AND LLC'S ARE CONTROLLED BY MEMBERS UNLESS OTHERWISE NOTED



SCHEDULE Y – INFORMATION CONCERNING ACTIVITIES OF INSURER MEMBERS OF A HOLDING COMPANY GROUP
PART 1 – ORGANIZATIONAL CHART

ALL SUBSIDIARIES 100% OWNED AND LLC'S ARE CONTROLLED BY MEMBERS UNLESS OTHERWISE NOTED

BCBSA Licensee
Regulated Insurance Company
Regulated BCBSA Licensee

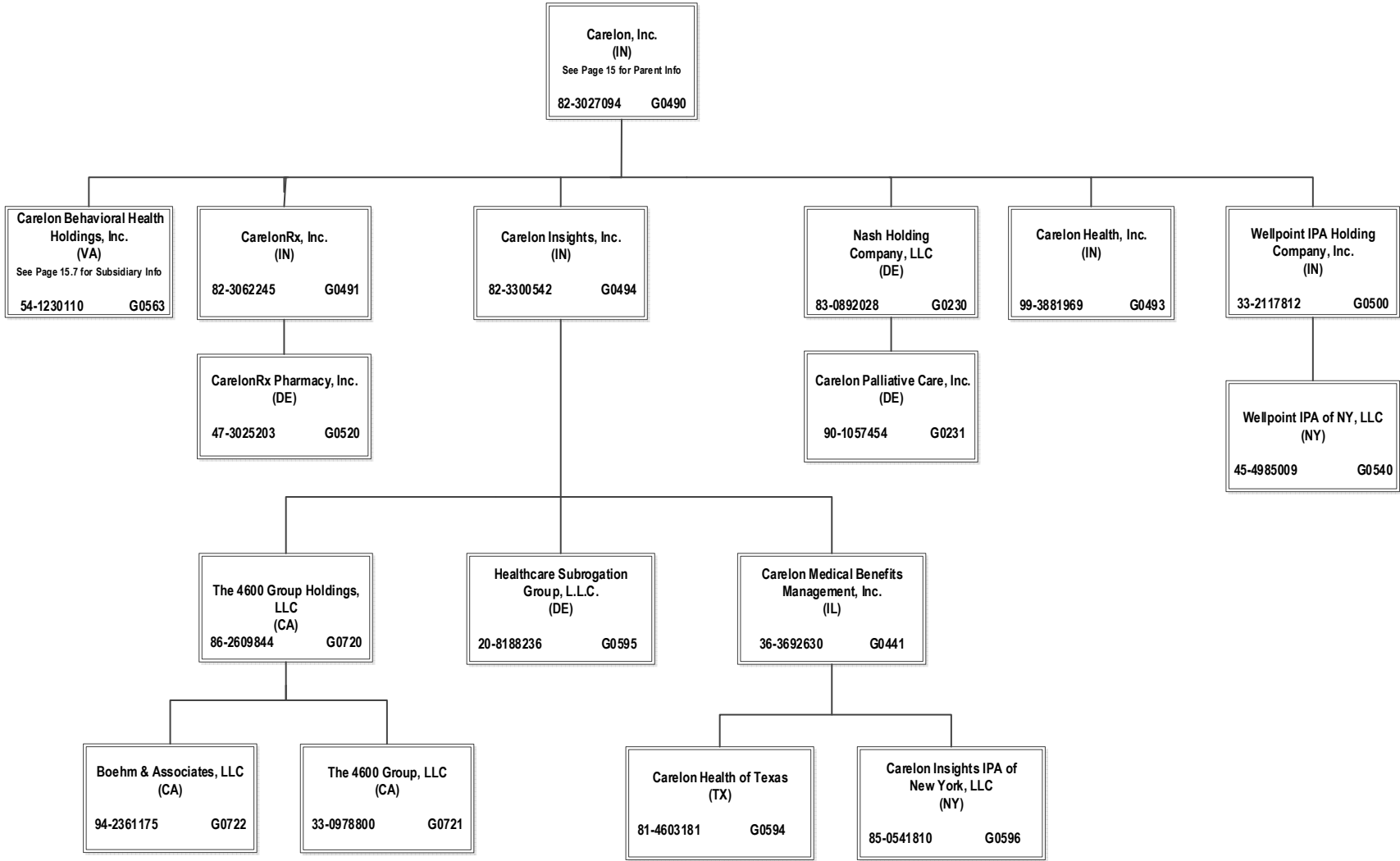


⁴ HealthKeepers, Inc. is owned 92.51% by Anthem Southeast, Inc. and 7.49% by Wellpoint National Services, Inc.

SCHEDULE Y – INFORMATION CONCERNING ACTIVITIES OF INSURER MEMBERS OF A HOLDING COMPANY GROUP
PART 1 – ORGANIZATIONAL CHART

ALL SUBSIDIARIES 100% OWNED AND LLC'S ARE CONTROLLED BY MEMBERS UNLESS OTHERWISE NOTED

BCBSA Licensee
Regulated Insurance Company
Regulated BCBSA Licensee



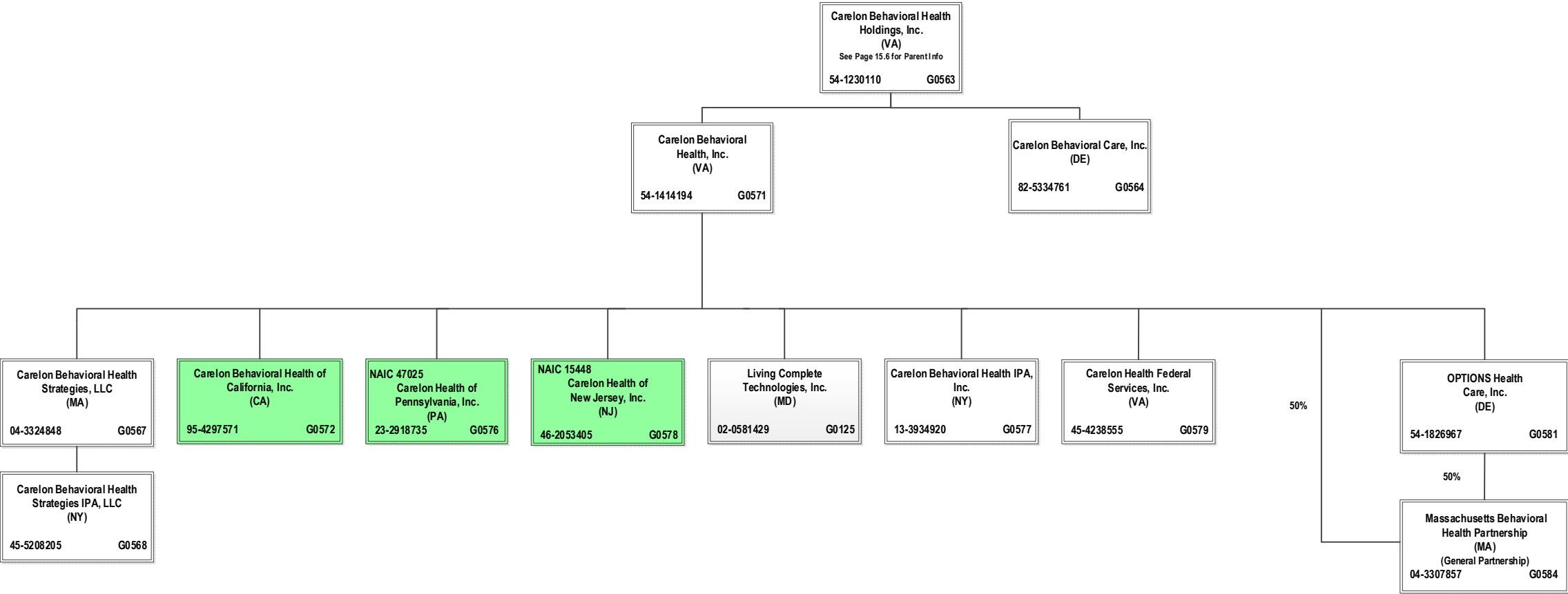
SCHEDULE Y – INFORMATION CONCERNING ACTIVITIES OF INSURER MEMBERS OF A HOLDING COMPANY GROUP
PART 1 – ORGANIZATIONAL CHART

ALL SUBSIDIARIES 100% OWNED AND LLC'S ARE CONTROLLED BY MEMBERS UNLESS OTHERWISE NOTED

BCBSA Licensee

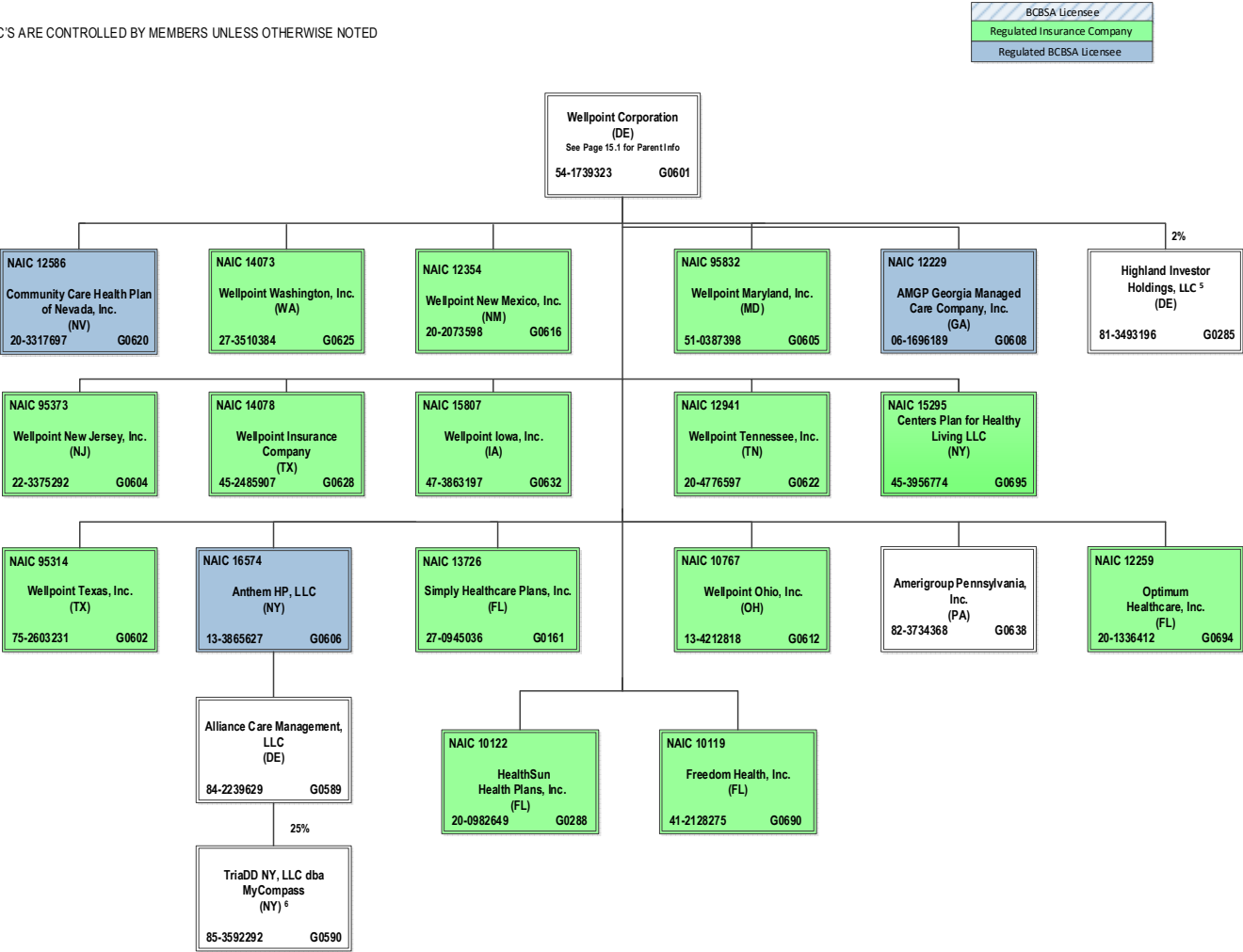
Regulated Insurance Company

Regulated BCBSA Licensee



SCHEDULE Y – INFORMATION CONCERNING ACTIVITIES OF INSURER MEMBERS OF A HOLDING COMPANY GROUP
PART 1 – ORGANIZATIONAL CHART

ALL SUBSIDIARIES 100% OWNED AND LLC'S ARE CONTROLLED BY MEMBERS UNLESS OTHERWISE NOTED

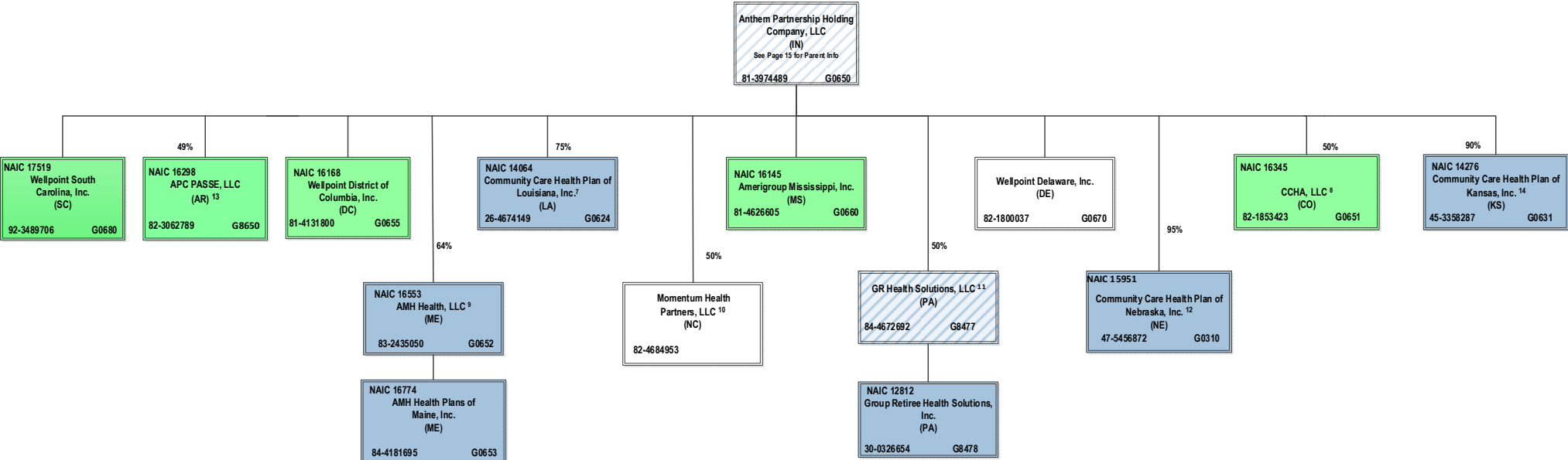


⁵ Wellpoint Corporation holds a 2% interest in Highland Investor Holdings, LLC, and ATH Holding Company, LLC holds the remaining 98% interest.

⁶ TriaDD NY, LLC dba MyCompass is 25% owned by Alliance Care Management, LLC and the remaining 75% interest is owned by unaffiliated investors.

SCHEDULE Y – INFORMATION CONCERNING ACTIVITIES OF INSURER MEMBERS OF A HOLDING COMPANY GROUP
PART 1 – ORGANIZATIONAL CHART

ALL SUBSIDIARIES 100% OWNED AND LLC'S ARE CONTROLLED BY MEMBERS UNLESS OTHERWISE NOTED



⁷ Community Care Health Plan of Louisiana, Inc. is a joint venture 75% owned by Anthem Partnership Holding Company, LLC and 25% owned by Louisiana Health Service & Indemnity Company d/b/a Blue Cross and Blue Shield of Louisiana (non-affiliate)

⁸ CCHA, LLC is a joint venture 50% owned by Anthem Partnership Holding Company, LLC and 50% owned by Colorado Community Health Alliance, LLC (non-affiliate)

⁹ AMH Health, LLC is a joint venture 36% owned by MaineHealth (non-affiliate) and 64% owned by Anthem Partnership Holding Company, LLC

¹⁰ Momentum Health Partners, LLC is a joint venture 50% owned by Anthem Partnership Holding Company, LLC and 50% owned by Blue Cross and Blue Shield of North Carolina (non-affiliate)

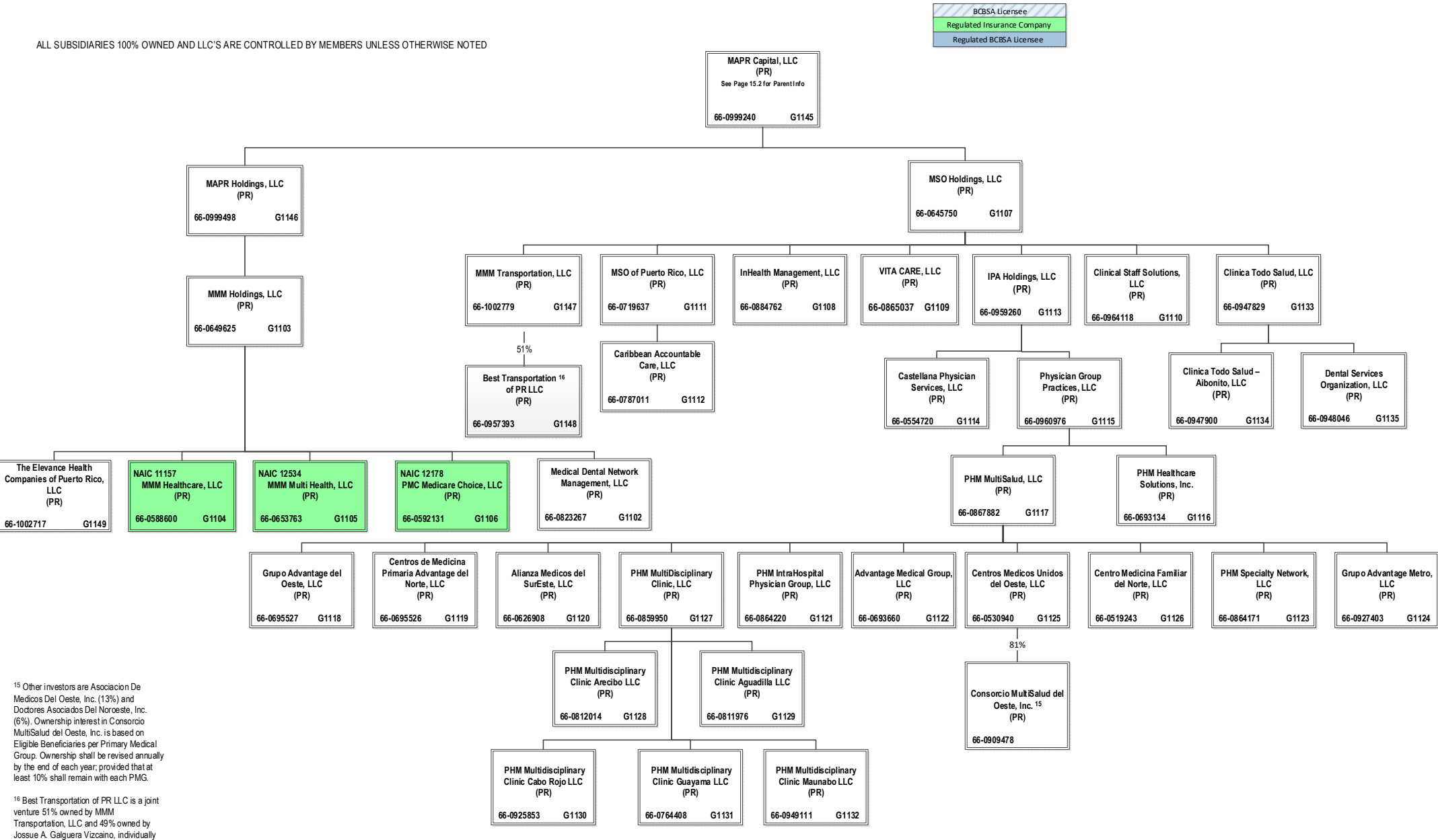
¹¹ GR Health Solutions, LLC is a joint venture 50% owned by Anthem Partnership Holding Company, LLC and 50% owned by Independence Blue Cross, LLC (non-affiliate)

¹² Community Care Health Plan of Nebraska, Inc. is a joint venture 95% owned by Anthem Partnership Holding Company, LLC and 5% owned by Blue Cross and Blue Shield of Nebraska, Inc. (non-affiliate).

¹³ APC PASSE, LLC (regulated entity) is a joint venture 49% owned by Anthem Partnership Holding Company, LLC and 51% owned by Arkansas Provider Coalition, LLC (non-affiliate).

¹⁴ Community Care Health Plan of Kansas, Inc. is a joint venture 90% owned by Anthem Partnership Holding Company, LLC, 5% owned by Blue Cross Blue Shield of Kansas, Inc. (non-affiliate) and 5% owned by Blue Cross and Blue Shield of Kansas City (non-affiliate).

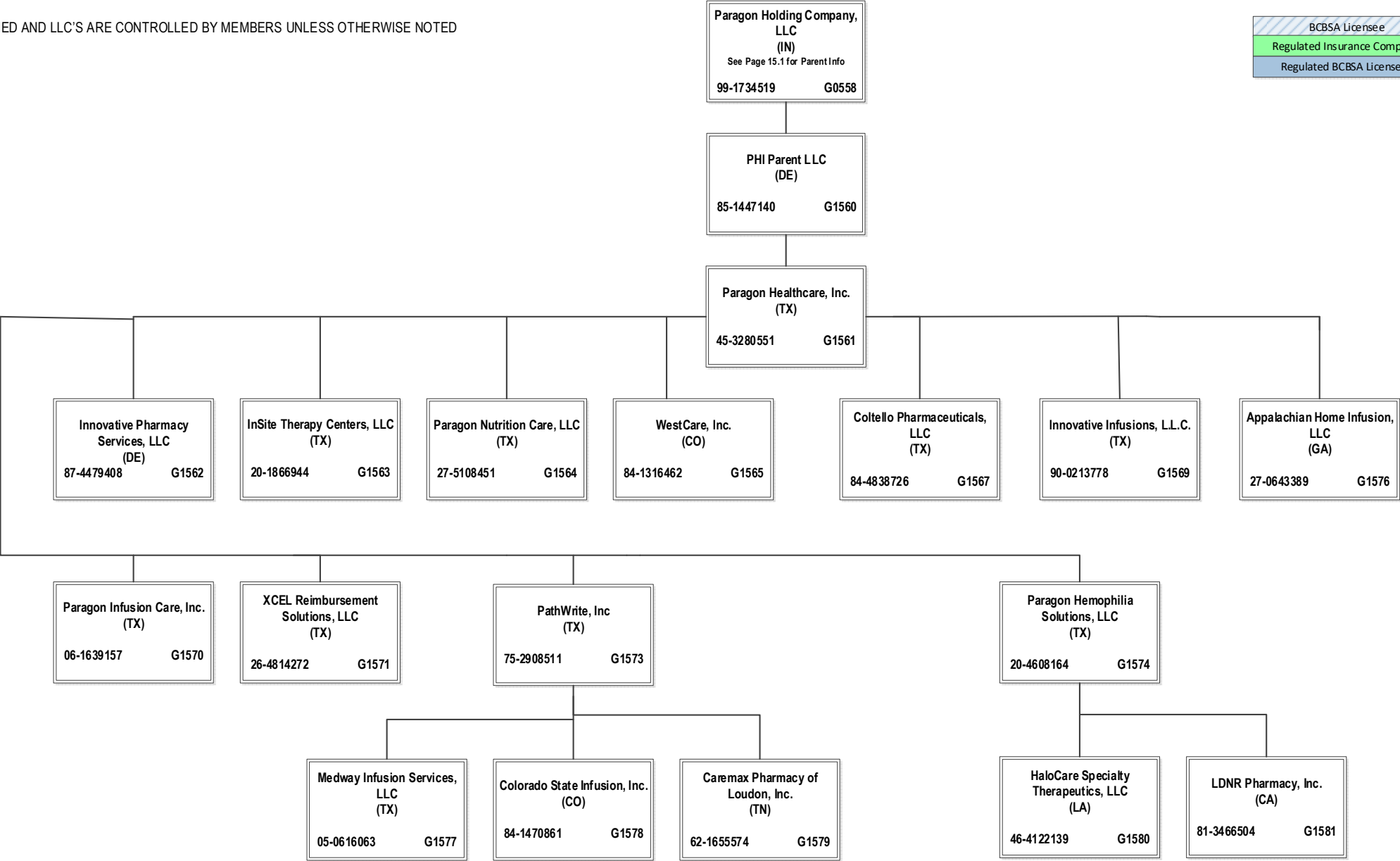
SCHEDULE Y – INFORMATION CONCERNING ACTIVITIES OF INSURER MEMBERS OF A HOLDING COMPANY GROUP
PART 1 – ORGANIZATIONAL CHART



SCHEDULE Y – INFORMATION CONCERNING ACTIVITIES OF INSURER MEMBERS OF A HOLDING COMPANY GROUP
PART 1 – ORGANIZATIONAL CHART

ALL SUBSIDIARIES 100% OWNED AND LLC'S ARE CONTROLLED BY MEMBERS UNLESS OTHERWISE NOTED

BCBSA License e
Regulated Insurance Company
Regulated BCBSA Licensee



SCHEDULE Y
PART 1A - DETAILS OF INSURANCE HOLDING COMPANY SYSTEM

1	2	3	4	5	6	7	8	9	10	11	12	13	14	15	16
Group Code	Group Name	NAIC Company Code	ID Number	Federal RSSD	CIK	Name of Securities Exchange if Publicly Traded (U.S. or International)	Names of Parent, Subsidiaries Or Affiliates	Domi-ciliary Location	Relation-ship to Reporting Entity	Directly Controlled by (Name of Entity/Person)	Type of Control (Ownership, Board, Management, Attorney-in-Fact, Influence, Other)	If Control is Ownership Provide Percentage	Ultimate Controlling Entity(ies)/Person(s)	Is an SCA Filing Re-quired? (Yes/No)	*
. 0671 ...	Elevance Health, Inc.	66-0693660	0001156039	Advantage Medical Group, LLC PR.....	.. NIA.....	PHM MultiSalud, LLC	Ownership.....	100.000 ...	Elevance Health, Inc. NO.....
. 0671 ...	Elevance Health, Inc.	66-0626908	0001156039	Alianza Medicos del SurEste, LLC PR.....	.. NIA.....	PHM MultiSalud, LLC	Ownership.....	100.000 ...	Elevance Health, Inc. NO.....
. 0671 ...	Elevance Health, Inc.	84-2239629	0001156039	Alliance Care Management, LLC DE.....	.. NIA.....	Anthem HP, LLC	Ownership.....	100.000 ...	Elevance Health, Inc. NO.....
. 0671 ...	Elevance Health, Inc.	16145	81-4626605	0001156039	Amerigroup Mississippi, Inc. MS.....	.. IA.....	Anthem Partnership Holding Company, LLC ...	Ownership.....	100.000 ...	Elevance Health, Inc. NO.....
. 0671 ...	Elevance Health, Inc.	82-3734368	0001156039	Amerigroup Pennsylvania, Inc. PA.....	.. NIA.....	Wellpoint Corporation	Ownership.....	100.000 ...	Elevance Health, Inc. NO.....
. 0671 ...	Elevance Health, Inc.	12229	06-1696189	0001156039	AMGP Georgia Managed Care Company, Inc. GA.....	.. IA.....	Wellpoint Corporation	Ownership.....	100.000 ...	Elevance Health, Inc. NO.....
. 0671 ...	Elevance Health, Inc.	16774	84-4181695	0001156039	AMH Health Plans of Maine, Inc. ME.....	.. IA.....	AMH Health, LLC	Ownership.....	100.000 ...	Elevance Health, Inc. NO.....
. 0671 ...	Elevance Health, Inc.	16553	83-2435050	0001156039	AMH Health, LLC ME.....	.. IA.....	Anthem Partnership Holding Company, LLC ...	Ownership.....	64.000 ...	Elevance Health, Inc. NO.....	0104
. 0671 ...	Elevance Health, Inc.	13-3934328	0001156039	Anthem Benefits Agency, Inc. NY.....	.. NIA.....	WellPoint Holding Corp	Ownership.....	100.000 ...	Elevance Health, Inc. NO.....
. 0671 ...	Elevance Health, Inc.	62825	95-4331852	0001156039	Anthem Blue Cross Life and Health Insurance Company CA.....	.. IA.....	WellPoint California Services, Inc.	Ownership.....	100.000 ...	Elevance Health, Inc. NO.....
. 0671 ...	Elevance Health, Inc.	35-1898945	0001156039	Anthem Financial, Inc. DE.....	.. NIA.....	Associated Group, Inc.	Ownership.....	100.000 ...	Elevance Health, Inc. NO.....
. 0671 ...	Elevance Health, Inc.	95120	61-1237516	0001156039	Anthem Health Plans of Kentucky, Inc. KY.....	.. IA.....	ATH Holding Company, LLC	Ownership.....	100.000 ...	Elevance Health, Inc. NO.....
. 0671 ...	Elevance Health, Inc.	52618	31-1705652	0001156039	Anthem Health Plans of Maine, Inc. ME.....	.. IA.....	ATH Holding Company, LLC	Ownership.....	100.000 ...	Elevance Health, Inc. NO.....
. 0671 ...	Elevance Health, Inc.	53759	02-0510530	0001156039	Anthem Health Plans of New Hampshire, Inc. NH.....	.. IA.....	ATH Holding Company, LLC	Ownership.....	100.000 ...	Elevance Health, Inc. NO.....
. 0671 ...	Elevance Health, Inc.	71835	54-0357120 ..	40003317 ..	0001156039	Anthem Health Plans of Virginia, Inc. VA.....	.. IA.....	Anthem Southeast, Inc.	Ownership.....	100.000 ...	Elevance Health, Inc. NO.....
. 0671 ...	Elevance Health, Inc.	60217	06-1475928	0001156039	Anthem Health Plans, Inc. CT.....	.. IA.....	ATH Holding Company, LLC	Ownership.....	100.000 ...	Elevance Health, Inc. NO.....
. 0671 ...	Elevance Health, Inc.	55093	23-7391136	0001156039	Anthem HealthChoice Assurance, Inc. NY.....	.. IA.....	WellPoint Holding Corp	Ownership.....	100.000 ...	Elevance Health, Inc. NO.....
. 0671 ...	Elevance Health, Inc.	95433	13-3874803	0001156039	Anthem HealthChoice HMO, Inc. NY.....	.. IA.....	Empire HealthChoice Assurance, Inc.	Ownership.....	100.000 ...	Elevance Health, Inc. NO.....
. 0671 ...	Elevance Health, Inc.	61-1459939	0001156039	Anthem Holding Corp. IN.....	.. NIA.....	Elevance Health, Inc.	Ownership.....	100.000 ...	Elevance Health, Inc. NO.....
. 0671 ...	Elevance Health, Inc.	16574	13-3865627	0001156039	Anthem HP, LLC NY.....	.. IA.....	Wellpoint Corporation	Ownership.....	100.000 ...	Elevance Health, Inc. NO.....	0100
. 0671 ...	Elevance Health, Inc.	28207	35-0781558	0001156039	Anthem Insurance Companies, Inc. IN.....	.. IA.....	Elevance Health, Inc.	Ownership.....	100.000 ...	Elevance Health, Inc. NO.....
. 0671 ...	Elevance Health, Inc.	15543	47-0992859	0001156039	Anthem Kentucky Managed Care Plan, Inc. KY.....	.. IA.....	ATH Holding Company, LLC	Ownership.....	100.000 ...	Elevance Health, Inc. NO.....
. 0671 ...	Elevance Health, Inc.	81-3974489	0001156039	Anthem Partnership Holding Company, LLC IN.....	.. NIA.....	Elevance Health, Inc.	Ownership.....	100.000 ...	Elevance Health, Inc. NO.....
. 0671 ...	Elevance Health, Inc.	32-0031791	0001156039	Anthem Southeast, Inc. IN.....	.. NIA.....	Elevance Health, Inc.	Ownership.....	100.000 ...	Elevance Health, Inc. NO.....
. 0671 ...	Elevance Health, Inc.	16298	82-3062789	0001156039	APC Passe, LLC AR.....	.. IA.....	Anthem Partnership Holding Company, LLC ...	Ownership.....	49.000 ...	Elevance Health, Inc. NO.....	0111
. 0671 ...	Elevance Health, Inc.	27-0643389	0001156039	Appalachian Home Infusion, LLC GA.....	.. NIA.....	Paragon Healthcare, Inc.	Ownership.....	100.000 ...	Elevance Health, Inc. NO.....
. 0671 ...	Elevance Health, Inc.	87-4518697	0001156039	APR, LLC IN.....	.. NIA.....	ATH Holding Company, LLC	Ownership.....	100.000 ...	Elevance Health, Inc. NO.....
. 0671 ...	Elevance Health, Inc.	95-4640529	0001156039	Arcus Enterprises, Inc. DE.....	.. NIA.....	Anthem Holding Corp.	Ownership.....	100.000 ...	Elevance Health, Inc. NO.....
. 0671 ...	Elevance Health, Inc.	35-1292384	0001156039	Associated Group, Inc. IN.....	.. NIA.....	Anthem Insurance Companies, Inc.	Ownership.....	100.000 ...	Elevance Health, Inc. NO.....
. 0671 ...	Elevance Health, Inc.	11-3713086	0001156039	ATH Holding Company, LLC IN.....	.. UIP.....	Elevance Health, Inc.	Ownership.....	100.000 ...	Elevance Health, Inc. NO.....
. 0671 ...	Elevance Health, Inc.	35-2129194	0001156039	AUMSI UM Services, Inc. IN.....	.. NIA.....	Wellpoint Specialty Services, Inc.	Ownership.....	100.000 ...	Elevance Health, Inc. NO.....
. 0671 ...	Elevance Health, Inc.	66-0957393	0001156039	Best Transportation, LLC PR.....	.. NIA.....	MMM Transportation, LLC	Ownership.....	51.000 ...	Elevance Health, Inc. NO.....
. 0671 ...	Elevance Health, Inc.	85-0609453	0001156039	BioPlus Parent, LLC DE.....	.. NIA.....	ATH Holding Company, LLC	Ownership.....	100.000 ...	Elevance Health, Inc. NO.....
. 0671 ...	Elevance Health, Inc.	33-1465119	0001156039	BioPlus Specialty Holding Company, LLC IN.....	.. NIA.....	ELV Holding Company 3, LLC	Ownership.....	100.000 ...	Elevance Health, Inc. NO.....
. 0671 ...	Elevance Health, Inc.	81-0575008	0001156039	BioPlus Specialty Infusion AL, LLC AL.....	.. NIA.....	BioPlus Specialty Infusion Holdings, Inc.	Ownership.....	100.000 ...	Elevance Health, Inc. NO.....
. 0671 ...	Elevance Health, Inc.	20-3499500	0001156039	BioPlus Specialty Infusion CA, LLC CA.....	.. NIA.....	BioPlus Specialty Infusion Holdings, Inc.	Ownership.....	100.000 ...	Elevance Health, Inc. NO.....
. 0671 ...	Elevance Health, Inc.	27-1853694	0001156039	BioPlus Specialty Infusion TX, LLC TX.....	.. NIA.....	BioPlus Specialty Infusion Holdings, Inc.	Ownership.....	100.000 ...	Elevance Health, Inc. NO.....
. 0671 ...	Elevance Health, Inc.	45-4958559	0001156039	BioPlus Specialty Infusion Holdings, Inc. DE.....	.. NIA.....	Inc.	Ownership.....	100.000 ...	Elevance Health, Inc. NO.....
. 0671 ...	Elevance Health, Inc.	45-4958619	0001156039	BioPlus Specialty Pharmacy CA, LLC CA.....	.. NIA.....	BioPlus Specialty Pharmacy Holdings II, Inc.	Ownership.....	100.000 ...	Elevance Health, Inc. NO.....
. 0671 ...	Elevance Health, Inc.	26-1136549	0001156039	BioPlus Specialty Pharmacy LA, LLC LA.....	.. NIA.....	BioPlus Specialty Pharmacy Holdings II, Inc.	Ownership.....	100.000 ...	Elevance Health, Inc. NO.....
. 0671 ...	Elevance Health, Inc.	45-1501538	0001156039	BioPlus Specialty Pharmacy FL 2, LLC FL.....	.. NIA.....	BioPlus Specialty Pharmacy Holdings 3, LLC	Ownership.....	100.000 ...	Elevance Health, Inc. NO.....
. 0671 ...	Elevance Health, Inc.	74-3195235	0001156039	BioPlus Specialty Pharmacy Holdings, Inc. DE.....	.. NIA.....	BioPlus Specialty Holding Company, LLC	Ownership.....	100.000 ...	Elevance Health, Inc. NO.....
. 0671 ...	Elevance Health, Inc.	45-4958358	0001156039	BioPlus Specialty Pharmacy Holdings I, Inc. DE.....	.. NIA.....	BioPlus Specialty Pharmacy Holdings, Inc.	Ownership.....	100.000 ...	Elevance Health, Inc. NO.....

SCHEDULE Y
PART 1A - DETAILS OF INSURANCE HOLDING COMPANY SYSTEM

1	2	3	4	5	6	7	8	9	10	11	12	13	14	15	16
Group Code	Group Name	NAIC Company Code	ID Number	Federal RSSD	CIK	Name of Securities Exchange if Publicly Traded (U.S. or International)	Names of Parent, Subsidiaries Or Affiliates	Domi-ciliary Location	Relation-ship to Reporting Entity	Directly Controlled by (Name of Entity/Person)	Type of Control (Ownership, Board, Management, Attorney-in-Fact, Influence, Other)	If Control is Owner-ship Provide Percen-tage	Ultimate Controlling Entity(ies)/Person(s)	Is an SCA Filing Re-quired? (Yes/No)	*
. 0671 ...	Elevance Health, Inc.	45-4958481	0001156039	BioPlus Specialty Pharmacy Holdings II, Inc. DE..... NIA.....	BioPlus Specialty Pharmacy Holdings I, Inc.	Ownership.....	100.000 ...	Elevance Health, Inc. NO.....
. 0671 ...	Elevance Health, Inc.	45-1501638	0001156039	BioPlus Specialty Pharmacy Holdings 3, LLC .	.. DE..... NIA.....	Bioplus Specialty Pharmacy Holdings II, Inc.	Ownership.....	100.000 ...	Elevance Health, Inc. NO.....
. 0671 ...	Elevance Health, Inc.	59-3622808	0001156039	BioPlus Specialty Pharmacy, Inc. FL..... NIA.....	BioPlus Specialty Pharmacy Holdings, Inc.	Ownership.....	100.000 ...	Elevance Health, Inc. NO.....
. 0671 ...	Elevance Health, Inc.	59-2920860	0001156039	BioPlus Specialty Pharmacy Services, LLC FL..... NIA.....	BioPlus Parent, LLC	Ownership.....	100.000 ...	Elevance Health, Inc. NO.....
. 0671 ...	Elevance Health, Inc.	96962 ..	58-1638390	0001156039	Blue Cross Blue Shield Healthcare Plan of Georgia, Inc. GA..... IA.....	Cerulean Companies, Inc.	Ownership.....	100.000 ...	Elevance Health, Inc. NO.....
. 0671 ...	Elevance Health, Inc.	54003 ..	39-0138065	0001156039	Blue Cross Blue Shield of Wisconsin WI..... IA.....	Crossroads Acquisition Corp.	Ownership.....	100.000 ...	Elevance Health, Inc. NO.....
. 0671 ...	Elevance Health, Inc.	95-3760980	0001156039	Blue Cross of California CA..... IA.....	WellPoint California Services, Inc.	Ownership.....	100.000 ...	Elevance Health, Inc. NO.....	0100 ...
. 0671 ...	Elevance Health, Inc.	20-2994048	0001156039	Blue Cross of California Partnership Plan, Inc. CA..... IA.....	Blue Cross of California	Ownership.....	100.000 ...	Elevance Health, Inc. NO.....	0100 ...
. 0671 ...	Elevance Health, Inc.	0001156039	Boehm & Associates, LLC CA..... NIA.....	The 4600 Group Holdings, LLC	Ownership.....	100.000 ...	Elevance Health, Inc. NO.....
. 0671 ...	Elevance Health, Inc.	13164 ..	26-2127080	0001156039	Capricorn Holdco, Inc. IN..... IA.....	Anthem Insurance Companies, Inc.	Ownership.....	100.000 ...	Elevance Health, Inc. NO.....
. 0671 ...	Elevance Health, Inc.	0001156039	Carebridge Holding Company, LLC IN..... NIA.....	ELV Holding Company 4, LLC	Ownership.....	100.000 ...	Elevance Health, Inc. NO.....
. 0671 ...	Elevance Health, Inc.	82-5334761	0001156039	Carelon Behavioral Care, Inc. DE..... NIA.....	Carelon Behavioral Health Holdings, Inc. .	Ownership.....	100.000 ...	Elevance Health, Inc. NO.....
. 0671 ...	Elevance Health, Inc.	13-39324920	0001156039	Carelon Behavioral Health IPA, Inc. NY..... NIA.....	Carelon Behavioral Health, Inc.	Ownership.....	100.000 ...	Elevance Health, Inc. NO.....
. 0671 ...	Elevance Health, Inc.	95-4297571	0001156039	Carelon Behavioral Health of California, Inc. CA..... IA.....	Carelon Behavioral Health, Inc.	Ownership.....	100.000 ...	Elevance Health, Inc. NO.....	0100 ...
. 0671 ...	Elevance Health, Inc.	54-1230110	0001156039	Carelon Behavioral Health Holdings, Inc. VA..... NIA.....	Carelon, Inc.	Ownership.....	100.000 ...	Elevance Health, Inc. NO.....
. 0671 ...	Elevance Health, Inc.	45-5208205	0001156039	Carelon Behavioral Health Strategies IPA, LLC NY..... NIA.....	Carelon Behavioral Health Strategies, LLC ..	Ownership.....	100.000 ...	Elevance Health, Inc. NO.....
. 0671 ...	Elevance Health, Inc.	04-3324848	0001156039	Carelon Behavioral Health Strategies, LLC MA..... NIA.....	Beacon Health Financing LLC	Ownership.....	100.000 ...	Elevance Health, Inc. NO.....
. 0671 ...	Elevance Health, Inc.	54-1414194	0001156039	Carelon Behavioral Health, Inc. VA..... NIA.....	Carelon Behavioral Health Holdings, Inc. .	Ownership.....	100.000 ...	Elevance Health, Inc. NO.....
. 0671 ...	Elevance Health, Inc.	98-1492098	0001156039	Carelon Digital Platforms Israel Ltd. ISR..... NIA.....	Carelon Holdings I, Inc.	Ownership.....	100.000 ...	Elevance Health, Inc. NO.....
. 0671 ...	Elevance Health, Inc.	84-1782311	0001156039	Carelon Digital Platforms, Inc. IN..... NIA.....	ATH Holding Company, LLC	Ownership.....	100.000 ...	Elevance Health, Inc. NO.....
. 0671 ...	Elevance Health, Inc.	46-0613946	0001156039	Carelon Employment Company, LLC. IN..... NIA.....	The Elevance Health Companies, Inc.	Ownership.....	100.000 ...	Elevance Health, Inc. NO.....
. 0671 ...	Elevance Health, Inc.	98-1397080	0001156039	Carelon Global Solutions India LLP IN..... NIA.....	Carelon Holdings I, Inc.	Ownership.....	99.000 ...	Elevance Health, Inc. NO.....
. 0671 ...	Elevance Health, Inc.	98-1397080	0001156039	Carelon Global Solutions India LLP IN..... NIA.....	Carelon Holdings II, LLC	Ownership.....	1.000 ...	Elevance Health, Inc. NO.....
. 0671 ...	Elevance Health, Inc.	0001156039	Carelon Global Solutions Ireland Limited IRL..... NIA.....	Carelon Holdings I, Inc.	Ownership.....	100.000 ...	Elevance Health, Inc. NO.....
. 0671 ...	Elevance Health, Inc.	98-1490582	0001156039	Carelon Global Solutions Philippines, Inc. .	.. PHL..... NIA.....	Carelon Holdings I, Inc.	Ownership.....	100.000 ...	Elevance Health, Inc. NO.....
. 0671 ...	Elevance Health, Inc.	66-0976533	0001156039	Carelon Global Solutions Puerto Rico, L.L.C. .	.. PR..... NIA.....	Carelon Holdings I, Inc.	Ownership.....	100.000 ...	Elevance Health, Inc. NO.....
. 0671 ...	Elevance Health, Inc.	87-2164713	0001156039	Carelon Global Solutions U.S., Inc. IN..... NIA.....	Carelon Holdings I, Inc.	Ownership.....	100.000 ...	Elevance Health, Inc. NO.....
. 0671 ...	Elevance Health, Inc.	45-4238555	0001156039	Carelon Health Federal Services, Inc. VA..... NIA.....	Carelon Behavioral Health, Inc.	Ownership.....	100.000 ...	Elevance Health, Inc. NO.....
. 0671 ...	Elevance Health, Inc.	0001156039	Carelon Health, Inc. IN..... NIA.....	Carelon, Inc.	Ownership.....	100.000 ...	Elevance Health, Inc. NO.....
. 0671 ...	Elevance Health, Inc.	15448 ..	46-2053405	0001156039	Carelon Health of New Jersey, Inc. NJ..... IA.....	Carelon Behavioral Health, Inc.	Ownership.....	100.000 ...	Elevance Health, Inc. NO.....
. 0671 ...	Elevance Health, Inc.	47025 ..	23-2918735	0001156039	Carelon Health of Pennsylvania, Inc. PA..... IA.....	Carelon Behavioral Health, Inc.	Ownership.....	100.000 ...	Elevance Health, Inc. NO.....
. 0671 ...	Elevance Health, Inc.	81-4603181	0001156039	Carelon Health of Texas TX..... NIA.....	Carelon Medical Benefits Management, Inc.	Ownership.....	100.000 ...	Elevance Health, Inc. NO.....
. 0671 ...	Elevance Health, Inc.	54-1237939	0001156039	Carelon Health Solutions, Inc. VA..... NIA.....	Southeast Services, Inc.	Ownership.....	100.000 ...	Elevance Health, Inc. NO.....
. 0671 ...	Elevance Health, Inc.	82-3030791	0001156039	Carelon Holdings I, Inc. IN..... NIA.....	Elevance Health, Inc.	Ownership.....	100.000 ...	Elevance Health, Inc. NO.....
. 0671 ...	Elevance Health, Inc.	82-3031178	0001156039	Carelon Holdings II, LLC IN..... NIA.....	Carelon Holdings I, Inc.	Ownership.....	100.000 ...	Elevance Health, Inc. NO.....
. 0671 ...	Elevance Health, Inc.	82-3027094	0001156039	Carelon, Inc. IN..... NIA.....	Elevance Health, Inc.	Ownership.....	100.000 ...	Elevance Health, Inc. NO.....
. 0671 ...	Elevance Health, Inc.	85-0541810	0001156039	Carelon Insights IPA of New York, LLC NY..... NIA.....	Carelon Medical Benefits Management, Inc.	Ownership.....	100.000 ...	Elevance Health, Inc. NO.....
. 0671 ...	Elevance Health, Inc.	82-3300542	0001156039	Carelon Insights, Inc. IN..... NIA.....	Carelon, Inc.	Ownership.....	100.000 ...	Elevance Health, Inc. NO.....
. 0671 ...	Elevance Health, Inc.	36-3692630	0001156039	Carelon Medical Benefits Management, Inc. IL..... NIA.....	Carelon Insights, Inc.	Ownership.....	100.000 ...	Elevance Health, Inc. NO.....
. 0671 ...	Elevance Health, Inc.	90-1057454	0001156039	Carelon Palliative Care, Inc. DE..... NIA.....	Nash Holding Company, LLC	Ownership.....	100.000 ...	Elevance Health, Inc. NO.....
. 0671 ...	Elevance Health, Inc.	51-0365660	0001156039	Carelon Research, Inc. DE..... NIA.....	Arcus Enterprises, Inc.	Ownership.....	100.000 ...	Elevance Health, Inc. NO.....
. 0671 ...	Elevance Health, Inc.	39-2013971	0001156039	Carelon Subrogation, LLC WI..... NIA.....	Compcare Health Services Insurance Corporation	Ownership.....	100.000 ...	Elevance Health, Inc. NO.....

SCHEDULE Y
PART 1A - DETAILS OF INSURANCE HOLDING COMPANY SYSTEM

1	2	3	4	5	6	7	8	9	10	11	12	13	14	15	16
Group Code	Group Name	NAIC Company Code	ID Number	Federal RSSD	CIK	Name of Securities Exchange if Publicly Traded (U.S. or International)	Names of Parent, Subsidiaries Or Affiliates	Domi-ciliary Location	Relation-ship to Reporting Entity	Directly Controlled by (Name of Entity/Person)	Type of Control (Ownership, Board, Management, Attorney-in-Fact, Influence, Other)	If Control is Owner-ship Provide Percen-tage	Ultimate Controlling Entity(ies)/Person(s)	Is an SCA Filing Re-quired? (Yes/No)	*
.0671	Elevance Health, Inc.		47-3025203		0001156039		CarelonRx Pharmacy, Inc.	..DE	..NIA	CarelonRx, Inc.	Ownership	100.000	Elevance Health, Inc.	..NO	
.0671	Elevance Health, Inc.		82-3062245		0001156039		CarelonRx, Inc.	..IN	..NIA	Carelon, Inc.	Ownership	100.000	Elevance Health, Inc.	..NO	
.0671	Elevance Health, Inc.		62-1655574		0001156039		Caremax Pharmacy of Loudon, Inc.	..TN	..NIA	PathWrite, Inc.	Ownership	100.000	Elevance Health, Inc.	..NO	
.0671	Elevance Health, Inc.		66-0787011		0001156039		Caribbean Accountable Care, LLC	..PR	..NIA	MSO of Puerto Rico, LLC	Ownership	100.000	Elevance Health, Inc.	..NO	
.0671	Elevance Health, Inc.		66-0554720		0001156039		Castellana Physician Services, LLC	..PR	..NIA	IPA Holdings, LLC	Ownership	100.000	Elevance Health, Inc.	..NO	
.0671	Elevance Health, Inc.	16345	82-1853423		0001156039		CCHA, LLC	..CO	..IA	Anthem Partnership Holding Company, LLC	Ownership	50.000	Elevance Health, Inc.	..NO	0101
.0671	Elevance Health, Inc.		45-3956774		0001156039		Centers Plan for Healthy Living, LLC	..NY	..NIA	Wellpoint Corporation	Ownership	100.000	Elevance Health, Inc.	..NO	0100
.0671	Elevance Health, Inc.		66-0695526		0001156039		Centros de Medicina Primaria Advantage del Norte, LLC	..PR	..NIA	PHM MultiSalud, LLC	Ownership	100.000	Elevance Health, Inc.	..NO	
.0671	Elevance Health, Inc.		66-0519243		0001156039		Centros Medicina Familiar del Norte, LLC	..PR	..NIA	PHM MultiSalud, LLC	Ownership	100.000	Elevance Health, Inc.	..NO	
.0671	Elevance Health, Inc.		66-0530940		0001156039		Centros Medicos Unidos del Oeste, LLC	..PR	..NIA	PHM MultiSalud, LLC	Ownership	100.000	Elevance Health, Inc.	..NO	
.0671	Elevance Health, Inc.		58-2217138		0001156039		Cerulean Companies, Inc.	..GA	..NIA	Anthem Holding Corp.	Ownership	100.000	Elevance Health, Inc.	..NO	
.0671	Elevance Health, Inc.		66-0947829		0001156039		Clinica Todo Salud, LLC	..PR	..NIA	MSO Holdings, LLC	Ownership	100.000	Elevance Health, Inc.	..NO	
.0671	Elevance Health, Inc.		66-0947900		0001156039		Clinica Todo Salud-Aibonito, LLC	..PR	..NIA	Clinica Todo Salud, LLC	Ownership	100.000	Elevance Health, Inc.	..NO	
.0671	Elevance Health, Inc.		66-0964118		0001156039		Clinical Staff Solutions, LLC	..PR	..NIA	MSO Holdings, LLC	Ownership	100.000	Elevance Health, Inc.	..NO	
.0671	Elevance Health, Inc.		84-1470861		0001156039		Colorado State Infusion, Inc.	..CO	..NIA	PathWrite, Inc.	Ownership	100.000	Elevance Health, Inc.	..NO	
.0671	Elevance Health, Inc.		84-4838726		0001156039		Coltello Pharmaceuticals, LLC	..TX	..NIA	Paragon Healthcare, Inc.	Ownership	100.000	Elevance Health, Inc.	..NO	
.0671	Elevance Health, Inc.	14276	45-3358287		0001156039		Community Care Health Plan of Kansas, Inc.	..KS	..IA	Anthem Partnership Holding Company, LLC	Ownership	90.000	Elevance Health, Inc.	..NO	0110
							Community Care Health Plan of Louisiana, Inc.								
.0671	Elevance Health, Inc.	14064	26-4674149		0001156039			..LA	..IA	Anthem Partnership Holding Company, LLC	Ownership	75.000	Elevance Health, Inc.	..NO	0103
.0671	Elevance Health, Inc.	15951	47-5456872		0001156039		Community Care Health Plan of Nebraska, Inc.	..NE	..IA	Anthem Partnership Holding Company, LLC	Ownership	95.000	Elevance Health, Inc.	..NO	0108
.0671	Elevance Health, Inc.	12586	20-3317697		0001156039		Community Care Health Plan of Nevada, Inc.	..NV	..IA	Wellpoint Corporation	Ownership	100.000	Elevance Health, Inc.	..NO	
.0671	Elevance Health, Inc.	10345	31-1440175		0001156039		Community Insurance Company	..OH	..IA	ATH Holding Company, LLC	Ownership	100.000	Elevance Health, Inc.	..NO	
							Compcore Health Services Insurance Corporation								
.0671	Elevance Health, Inc.	95693	39-1462554		0001156039			..WI	..IA	Blue Cross Blue Shield of Wisconsin	Ownership	100.000	Elevance Health, Inc.	..NO	
.0671	Elevance Health, Inc.		66-0909478		0001156039		Consorcio MultiSalud del Oeste, Inc.	..PR	..NIA	Centros Medicos Unidos del Oeste, LLC	Ownership	81.000	Elevance Health, Inc.	..NO	0102
.0671	Elevance Health, Inc.		20-0334650		0001156039		Crossroads Acquisition Corp.	..DE	..NIA	Anthem Holding Corp.	Ownership	100.000	Elevance Health, Inc.	..NO	
.0671	Elevance Health, Inc.		41-1905556		0001156039		DeCare Analytics, LLC	..MN	..NIA	DeCare Dental, LLC	Ownership	100.000	Elevance Health, Inc.	..NO	
.0671	Elevance Health, Inc.		02-0574609		0001156039		DeCare Dental Health International, LLC	..MN	..NIA	DeCare Dental, LLC	Ownership	100.000	Elevance Health, Inc.	..NO	
.0671	Elevance Health, Inc.				0001156039		DeCare Dental Insurance Ireland, Ltd.	..IRL	..NIA	DeCare Dental, LLC	Ownership	100.000	Elevance Health, Inc.	..NO	
.0671	Elevance Health, Inc.		73-1665525		0001156039		DeCare Dental Networks, LLC	..MN	..NIA	DeCare Dental, LLC	Ownership	100.000	Elevance Health, Inc.	..NO	
.0671	Elevance Health, Inc.		01-0822645		0001156039		DeCare Dental, LLC	..MN	..NIA	Anthem Holding Corp.	Ownership	100.000	Elevance Health, Inc.	..NO	
.0671	Elevance Health, Inc.				0001156039		DeCare Operations Ireland, Limited	..IRL	..NIA	DeCare Dental, LLC	Ownership	100.000	Elevance Health, Inc.	..NO	
.0671	Elevance Health, Inc.		20-0660775		0001156039		Delivery Network, LLC	..FL	..NIA	Highland Acquisition Holdings, LLC	Ownership	100.000	Elevance Health, Inc.	..NO	
.0671	Elevance Health, Inc.		66-0948046		0001156039		Dental Services Organization, LLC	..PR	..NIA	Clinica Todo Salud, LLC	Ownership	100.000	Elevance Health, Inc.	..NO	
.0671	Elevance Health, Inc.		26-2544715		0001156039		Designated Agent Company, Inc.	..KY	..NIA	Anthem Health Plans of Kentucky, Inc.	Ownership	100.000	Elevance Health, Inc.	..NO	
.0671	Elevance Health, Inc.		45-3666871		0001156039		Dogwood Pharmacy, LLC	..FL	..NIA	BioPlus Parent, LLC	Ownership	100.000	Elevance Health, Inc.	..NO	
.0671	Elevance Health, Inc.		27-2844373		0001156039		EasyScripts Cutler Bay, LLC	..FL	..NIA	Highland Acquisition Holdings, LLC	Ownership	100.000	Elevance Health, Inc.	..NO	
.0671	Elevance Health, Inc.		26-2974996		0001156039		EasyScripts Hialeah, LLC	..FL	..NIA	Highland Acquisition Holdings, LLC	Ownership	100.000	Elevance Health, Inc.	..NO	
.0671	Elevance Health, Inc.		30-0478573		0001156039		EasyScripts LLC	..FL	..NIA	Highland Acquisition Holdings, LLC	Ownership	100.000	Elevance Health, Inc.	..NO	
.0671	Elevance Health, Inc.		46-0613819		0001156039		EasyScripts Westchester, LLC	..FL	..NIA	Highland Acquisition Holdings, LLC	Ownership	100.000	Elevance Health, Inc.	..NO	
							Elevance Health Information Technology Services, Inc.								
.0671	Elevance Health, Inc.		45-2736438		0001156039			..CA	..NIA	Blue Cross of California	Ownership	100.000	Elevance Health, Inc.	..NO	
.0671	Elevance Health, Inc.		35-2145715		0001156039	New York Stock Exchange (NYSE)	Elevance Health, Inc.	..IN	..UIP				Elevance Health, Inc.	..NO	
.0671	Elevance Health, Inc.				0001156039		ELV Holding Company 4, LLC	..IN	..NIA	ATH Holding Company, LLC	Ownership	100.000	Elevance Health, Inc.	..NO	
.0671	Elevance Health, Inc.		33-1446422		0001156039		ELV Holding Company 3, LLC	..IN	..NIA	ATH Holding Company, LLC	Ownership	100.000	Elevance Health, Inc.	..NO	
.0671	Elevance Health, Inc.		99-1735633		0001156039		ELV Holding Company 2, LLC	..IN	..NIA	ATH Holding Company, LLC	Ownership	100.000	Elevance Health, Inc.	..NO	
.0671	Elevance Health, Inc.		93-3287081		0001156039		ELV Holding Company, LLC	..IN	..NIA	ATH Holding Company, LLC	Ownership	100.000	Elevance Health, Inc.	..NO	
.0671	Elevance Health, Inc.		66-0616318		0001156039		Farmacia Doral, Inc.	..PR	..NIA	Bioplus Specialty Pharmacy, Inc.	Ownership	100.000	Elevance Health, Inc.	..NO	

SCHEDULE Y
PART 1A - DETAILS OF INSURANCE HOLDING COMPANY SYSTEM

1	2	3	4	5	6	7	8	9	10	11	12	13	14	15	16
Group Code	Group Name	NAIC Company Code	ID Number	Federal RSSD	CIK	Name of Securities Exchange if Publicly Traded (U.S. or International)	Names of Parent, Subsidiaries Or Affiliates	Domi-ciliary Location	Relation-ship to Reporting Entity	Directly Controlled by (Name of Entity/Person)	Type of Control (Ownership, Board, Management, Attorney-in-Fact, Influence, Other)	If Control is Owner-ship Provide Percen-tage	Ultimate Controlling Entity(ies)/Person(s)	Is an SCA Filing Re-quired? (Yes/No)	*
. 0671 ...	Elevance Health, Inc.	26-4286154	0001156039	Federal Government Solutions, LLC WI.....	.. NIA.....	ATH Holding Company, LLC	Ownership.....	100.000 ...	Elevance Health, Inc. NO.....
. 0671 ...	Elevance Health, Inc.	10119	41-2128275	0001156039	Freedom Health, Inc. FL.....	.. IA.....	Wellpoint Corporation	Ownership.....	100.000 ...	Elevance Health, Inc. NO.....
. 0671 ...	Elevance Health, Inc.	0001156039	Freedom SPV, Inc. DE.....	.. NIA.....	ATH Holding Company, LLC	Ownership.....	100.000 ...	Elevance Health, Inc. NO.....
. 0671 ...	Elevance Health, Inc.	95-2907752	0001156039	Golden West Health Plan, Inc. CA.....	.. NIA.....	WellPoint California Services, Inc.	Ownership.....	100.000 ...	Elevance Health, Inc. NO.....
. 0671 ...	Elevance Health, Inc.	0001156039	Government Healthcare Solutions LLC DE.....	.. NIA.....	National Government Services, Inc.	Ownership.....	49.000 ...	Elevance Health, Inc. NO.....	.. 0112 ..
. 0671 ...	Elevance Health, Inc.	84-4672692	0001156039	GR Health Solutions LLC PA.....	.. NIA.....	Anthem Partnership Holding Company, LLC ...	Ownership.....	50.000 ...	Elevance Health, Inc. NO.....	.. 0106 ..
. 0671 ...	Elevance Health, Inc.	12812	30-0326654	0001156039	Group Retiree Health Solutions, Inc. PA.....	.. IA.....	GR Health Solutions LLC	Ownership.....	100.000 ...	Elevance Health, Inc. NO.....
. 0671 ...	Elevance Health, Inc.	66-0695527	0001156039	Grupo Advantage del Oeste, LLC PR.....	.. NIA.....	PHM MultiSalud, LLC	Ownership.....	100.000 ...	Elevance Health, Inc. NO.....
. 0671 ...	Elevance Health, Inc.	66-0927403	0001156039	Grupo Advantage Metro, LLC PR.....	.. NIA.....	PHM MultiSalud, LLC	Ownership.....	100.000 ...	Elevance Health, Inc. NO.....
. 0671 ...	Elevance Health, Inc.	46-4122139	0001156039	HaloCare Specialty Therapeutics, LLC LA.....	.. NIA.....	Paragon Hemophilia Solutions, Inc.	Ownership.....	100.000 ...	Elevance Health, Inc. NO.....
. 0671 ...	Elevance Health, Inc.	36-3897701	0001156039	Health Ventures Partner, L.L.C. IL.....	.. NIA.....	Wellpoint National Services, Inc.	Ownership.....	100.000 ...	Elevance Health, Inc. NO.....
. 0671 ...	Elevance Health, Inc.	20-8188236	0001156039	Healthcare Subrogation Group, LLC DE.....	.. NIA.....	Carelon Insights, Inc.	Ownership.....	100.000 ...	Elevance Health, Inc. NO.....
. 0671 ...	Elevance Health, Inc.	95169	54-1356687	0001156039	HealthKeepers, Inc. VA.....	.. IA.....	Anthem Southeast, Inc.	Ownership.....	92.510 ...	Elevance Health, Inc. NO.....
. 0671 ...	Elevance Health, Inc.	95169	54-1356687	0001156039	HealthKeepers, Inc. VA.....	.. IA.....	Wellpoint National Services, Inc.	Ownership.....	7.490 ...	Elevance Health, Inc. NO.....
. 0671 ...	Elevance Health, Inc.	43-1616135	0001156039	HealthLink Administrators, Inc. MO.....	.. NIA.....	HealthLink, Inc.	Ownership.....	100.000 ...	Elevance Health, Inc. NO.....
. 0671 ...	Elevance Health, Inc.	43-1364135	0001156039	HealthLink, Inc. IL.....	.. NIA.....	RightCHOICE Managed Care, Inc.	Ownership.....	100.000 ...	Elevance Health, Inc. NO.....
. 0671 ...	Elevance Health, Inc.	10122	20-0982649	0001156039	HealthSun Health Plans, Inc. FL.....	.. IA.....	Wellpoint Corporation	Ownership.....	100.000 ...	Elevance Health, Inc. NO.....
. 0671 ...	Elevance Health, Inc.	46-3434016	0001156039	HealthSun Physicians Network I, LLC FL.....	.. NIA.....	HealthSun Physicians Network, LLC	Ownership.....	100.000 ...	Elevance Health, Inc. NO.....
. 0671 ...	Elevance Health, Inc.	46-5250294	0001156039	HealthSun Physicians Network, LLC FL.....	.. NIA.....	Delivery Network, LLC	Ownership.....	100.000 ...	Elevance Health, Inc. NO.....
. 0671 ...	Elevance Health, Inc.	78972	86-0257201	0001156039	Healthy Alliance Life Insurance Company MO.....	.. IA.....	RightCHOICE Managed Care, Inc.	Ownership.....	100.000 ...	Elevance Health, Inc. NO.....
. 0671 ...	Elevance Health, Inc.	81-3471305	0001156039	Highland Acquisition Holdings, LLC DE.....	.. NIA.....	Highland Intermediate Holdings, LLC	Ownership.....	100.000 ...	Elevance Health, Inc. NO.....
. 0671 ...	Elevance Health, Inc.	81-3487249	0001156039	Highland Intermediate Holdings, LLC DE.....	.. NIA.....	Highland Investor Holdings, LLC	Ownership.....	100.000 ...	Elevance Health, Inc. NO.....
. 0671 ...	Elevance Health, Inc.	81-3493196	0001156039	Highland Investor Holdings, LLC DE.....	.. NIA.....	ATH Holding Company, LLC	Ownership.....	98.000 ...	Elevance Health, Inc. NO.....
. 0671 ...	Elevance Health, Inc.	81-3493196	0001156039	Highland Investor Holdings, LLC DE.....	.. NIA.....	Wellpoint Corporation	Ownership.....	2.000 ...	Elevance Health, Inc. NO.....
. 0671 ...	Elevance Health, Inc.	95473	84-1017384	0001156039	HMO Colorado, Inc. CO.....	.. IA.....	Rocky Mountain Hospital and Medical Service, Inc.	Ownership.....	100.000 ...	Elevance Health, Inc. NO.....
. 0671 ...	Elevance Health, Inc.	95358	37-1216698	0001156039	HMO Missouri, Inc. MO.....	.. IA.....	RightCHOICE Managed Care, Inc.	Ownership.....	100.000 ...	Elevance Health, Inc. NO.....
. 0671 ...	Elevance Health, Inc.	83-2158120	0001156039	IEC Group Holdings, Inc. ID.....	.. NIA.....	ATH Holding Company, LLC	Ownership.....	100.000 ...	Elevance Health, Inc. NO.....
. 0671 ...	Elevance Health, Inc.	82-0497661	0001156039	IEC Group, Inc. d/b/a AmeriBen ID.....	.. NIA.....	IEC Group Holdings, Inc.	Ownership.....	100.000 ...	Elevance Health, Inc. NO.....
. 0671 ...	Elevance Health, Inc.	66-0884762	0001156039	InHealth Management, LLC PR.....	.. NIA.....	MSO Holdings, LLC	Ownership.....	100.000 ...	Elevance Health, Inc. NO.....
. 0671 ...	Elevance Health, Inc.	90-0213778	0001156039	Innovative Infusions, LLC TX.....	.. NIA.....	Paragon Healthcare, Inc.	Ownership.....	100.000 ...	Elevance Health, Inc. NO.....
. 0671 ...	Elevance Health, Inc.	87-4479408	0001156039	Innovative Pharmacy Services, LLC TX.....	.. NIA.....	Paragon Healthcare, Inc.	Ownership.....	100.000 ...	Elevance Health, Inc. NO.....
. 0671 ...	Elevance Health, Inc.	20-1866944	0001156039	InSite Therapy Centers, LLC TX.....	.. NIA.....	Paragon Healthcare, Inc.	Ownership.....	100.000 ...	Elevance Health, Inc. NO.....
. 0671 ...	Elevance Health, Inc.	66-0959260	0001156039	IPA Holdings, LLC PR.....	.. NIA.....	MSO Holdings, LLC	Ownership.....	100.000 ...	Elevance Health, Inc. NO.....
. 0671 ...	Elevance Health, Inc.	81-3466504	0001156039	LDNR Pharmacy, Inc. CA.....	.. NIA.....	Paragon Hemophilia Solutions, Inc.	Ownership.....	100.000 ...	Elevance Health, Inc. NO.....
. 0671 ...	Elevance Health, Inc.	02-0581429	0001156039	Living Complete Technologies, Inc. MD.....	.. NIA.....	Carelon Behavioral Health, Inc.	Ownership.....	100.000 ...	Elevance Health, Inc. NO.....
. 0671 ...	Elevance Health, Inc.	66-0999240	0001156039	MAPR Capital, LLC PR.....	.. NIA.....	MAPR Global, LLC	Ownership.....	100.000 ...	Elevance Health, Inc. NO.....
. 0671 ...	Elevance Health, Inc.	66-0999355	0001156039	MAPR Global, LLC PR.....	.. NIA.....	APR, LLC	Ownership.....	100.000 ...	Elevance Health, Inc. NO.....
. 0671 ...	Elevance Health, Inc.	66-0999498	0001156039	MAPR Holdings, LLC PR.....	.. NIA.....	MAPR Capital, LLC	Ownership.....	100.000 ...	Elevance Health, Inc. NO.....
. 0671 ...	Elevance Health, Inc.	04-3307857	0001156039	Massachusetts Behavioral Health Partnership MA.....	.. NIA.....	Carelon Behavioral Health, Inc.	Ownership.....	50.000 ...	Elevance Health, Inc. NO.....
. 0671 ...	Elevance Health, Inc.	04-3307857	0001156039	Massachusetts Behavioral Health Partnership MA.....	.. NIA.....	OPTIONS Health Care, Inc.	Ownership.....	50.000 ...	Elevance Health, Inc. NO.....
. 0671 ...	Elevance Health, Inc.	95527	02-0494919	0001156039	Matthew Thornton Health Plan, Inc. NH.....	.. IA.....	Anthem Health Plans of New Hampshire, Inc.	Ownership.....	100.000 ...	Elevance Health, Inc. NO.....
. 0671 ...	Elevance Health, Inc.	66-0823267	0001156039	Medical Dental Network Management, LLC PR.....	.. NIA.....	MMM Holdings, LLC	Ownership.....	100.000 ...	Elevance Health, Inc. NO.....
. 0671 ...	Elevance Health, Inc.	05-0616063	0001156039	Medway Infusion Services, LLC TX.....	.. NIA.....	PathWrite, Inc.	Ownership.....	100.000 ...	Elevance Health, Inc. NO.....
. 0671 ...	Elevance Health, Inc.	12913	20-5862801	0001156039	Missouri Care, Incorporated MO.....	.. IA.....	ATH Holding Company, LLC	Ownership.....	100.000 ...	Elevance Health, Inc. NO.....
. 0671 ...	Elevance Health, Inc.	11157	66-0588600	0001156039	MMM Healthcare, LLC PR.....	.. IA.....	MMM Holdings, LLC	Ownership.....	100.000 ...	Elevance Health, Inc. NO.....
. 0671 ...	Elevance Health, Inc.	66-0649625	0001156039	MMM Holdings, LLC PR.....	.. NIA.....	MAPR Holdings, LLC	Ownership.....	100.000 ...	Elevance Health, Inc. NO.....
. 0671 ...	Elevance Health, Inc.	12534	66-0653763	0001156039	MMM Multi Health, LLC PR.....	.. IA.....	MMM Holdings, LLC	Ownership.....	100.000 ...	Elevance Health, Inc. NO.....

SCHEDULE Y
PART 1A - DETAILS OF INSURANCE HOLDING COMPANY SYSTEM

1	2	3	4	5	6	7	8	9	10	11	12	13	14	15	16
Group Code	Group Name	NAIC Company Code	ID Number	Federal RSSD	CIK	Name of Securities Exchange if Publicly Traded (U.S. or International)	Names of Parent, Subsidiaries Or Affiliates	Domi-ciliary Location	Relation-ship to Reporting Entity	Directly Controlled by (Name of Entity/Person)	Type of Control (Ownership, Board, Management, Attorney-in-Fact, Influence, Other)	If Control is Owner-ship Provide Percen-tage	Ultimate Controlling Entity(ies)/Person(s)	Is an SCA Filing Re-quired? (Yes/No)	*
. 0671 ...	Elevance Health, Inc.	66-1002779	0001156039	MMM Transportation, LLC PR.....	.. NIA.....	MSO Holdings, LLC	Ownership.....	100.000 ...	Elevance Health, Inc. NO.....
. 0671 ...	Elevance Health, Inc.	82-4684953	0001156039	Momentum Health Partners, LLC NC.....	.. NIA.....	Anthem Partnership Holding Company, LLC ...	Ownership.....	50.000 ...	Elevance Health, Inc. NO.....	.. 0105 ...
. 0671 ...	Elevance Health, Inc.	66-0645750	0001156039	MSO Holdings, LLC PR.....	.. NIA.....	MAPR Capital, LLC	Ownership.....	100.000 ...	Elevance Health, Inc. NO.....
. 0671 ...	Elevance Health, Inc.	66-0719637	0001156039	MSO of Puerto Rico, LLC PR.....	.. NIA.....	MSO Holdings, LLC	Ownership.....	100.000 ...	Elevance Health, Inc. NO.....
. 0671 ...	Elevance Health, Inc.	83-0892028	0001156039	Nash Holding Company, LLC DE.....	.. NIA.....	Carelon, Inc.	Ownership.....	100.000 ...	Elevance Health, Inc. NO.....
. 0671 ...	Elevance Health, Inc.	35-1840597	0001156039	National Government Services, Inc. IN.....	.. NIA.....	Federal Government Solutions, LLC	Ownership.....	100.000 ...	Elevance Health, Inc. NO.....
. 0671 ...	Elevance Health, Inc.	04-2919509	0001156039	New England Research Institute, Inc. MA.....	.. NIA.....	Carelon Research, Inc.	Ownership.....	100.000 ...	Elevance Health, Inc. NO.....
. 0671 ...	Elevance Health, Inc.	81-5476630	0001156039	NGS Federal, LLC IN.....	.. NIA.....	Federal Government Solutions, LLC	Ownership.....	100.000 ...	Elevance Health, Inc. NO.....
. 0671 ...	Elevance Health, Inc.	12259	20-1336412	0001156039	Optimum Healthcare, Inc. FL.....	.. IA.....	Wellpoint Corporation	Ownership.....	100.000 ...	Elevance Health, Inc. NO.....
. 0671 ...	Elevance Health, Inc.	54-1826967	0001156039	OPTIONS Health Care, Inc. DE.....	.. NIA.....	Carelon Behavioral Health, Inc.	Ownership.....	100.000 ...	Elevance Health, Inc. NO.....
. 0671 ...	Elevance Health, Inc.	45-3280551	0001156039	Paragon Healthcare, Inc. TX.....	.. NIA.....	PHI Parent LLC	Ownership.....	100.000 ...	Elevance Health, Inc. NO.....
. 0671 ...	Elevance Health, Inc.	20-4608164	0001156039	Paragon Hemophilia Solutions, Inc. TX.....	.. NIA.....	Paragon Healthcare, Inc.	Ownership.....	100.000 ...	Elevance Health, Inc. NO.....
. 0671 ...	Elevance Health, Inc.	99-1734519	0001156039	Paragon Holding Company, LLC IN.....	.. NIA.....	ELV Holding Company 2, LLC	Ownership.....	100.000 ...	Elevance Health, Inc. NO.....
. 0671 ...	Elevance Health, Inc.	06-1639157	0001156039	Paragon Infusion Care, Inc. TX.....	.. NIA.....	Paragon Healthcare, Inc.	Ownership.....	100.000 ...	Elevance Health, Inc. NO.....
. 0671 ...	Elevance Health, Inc.	27-5108451	0001156039	Paragon Nutrition Care LLC TX.....	.. NIA.....	Paragon Healthcare, Inc.	Ownership.....	100.000 ...	Elevance Health, Inc. NO.....
. 0671 ...	Elevance Health, Inc.	27-1991772	0001156039	Pasteur Medical Bird Road, LLC FL.....	.. NIA.....	Highland Acquisition Holdings, LLC	Ownership.....	100.000 ...	Elevance Health, Inc. NO.....
. 0671 ...	Elevance Health, Inc.	20-2749389	0001156039	Pasteur Medical Center, LLC DE.....	.. NIA.....	Highland Acquisition Holdings, LLC	Ownership.....	100.000 ...	Elevance Health, Inc. NO.....
. 0671 ...	Elevance Health, Inc.	27-1366915	0001156039	Pasteur Medical Cutler Bay, LLC FL.....	.. NIA.....	Highland Acquisition Holdings, LLC	Ownership.....	100.000 ...	Elevance Health, Inc. NO.....
. 0671 ...	Elevance Health, Inc.	20-0610128	0001156039	Pasteur Medical Group, LLC FL.....	.. NIA.....	Highland Acquisition Holdings, LLC	Ownership.....	100.000 ...	Elevance Health, Inc. NO.....
. 0671 ...	Elevance Health, Inc.	37-1668303	0001156039	Pasteur Medical Hialeah Gardens, LLC FL.....	.. NIA.....	Highland Acquisition Holdings, LLC	Ownership.....	100.000 ...	Elevance Health, Inc. NO.....
. 0671 ...	Elevance Health, Inc.	47-3464152	0001156039	Pasteur Medical Kendall, LLC FL.....	.. NIA.....	Highland Acquisition Holdings, LLC	Ownership.....	100.000 ...	Elevance Health, Inc. NO.....
. 0671 ...	Elevance Health, Inc.	27-2810478	0001156039	Pasteur Medical Management, LLC FL.....	.. NIA.....	Highland Acquisition Holdings, LLC	Ownership.....	100.000 ...	Elevance Health, Inc. NO.....
. 0671 ...	Elevance Health, Inc.	33-1217936	0001156039	Pasteur Medical Miami Gardens, LLC FL.....	.. NIA.....	Highland Acquisition Holdings, LLC	Ownership.....	100.000 ...	Elevance Health, Inc. NO.....
. 0671 ...	Elevance Health, Inc.	27-2651017	0001156039	Pasteur Medical North Miami Beach, LLC FL.....	.. NIA.....	Highland Acquisition Holdings, LLC	Ownership.....	100.000 ...	Elevance Health, Inc. NO.....
. 0671 ...	Elevance Health, Inc.	26-0813665	0001156039	Pasteur Medical Partners, LLC FL.....	.. NIA.....	Highland Acquisition Holdings, LLC	Ownership.....	100.000 ...	Elevance Health, Inc. NO.....
. 0671 ...	Elevance Health, Inc.	75-2908511	0001156039	PathWrite, Inc. TX.....	.. NIA.....	Paragon Healthcare, Inc.	Ownership.....	100.000 ...	Elevance Health, Inc. NO.....
. 0671 ...	Elevance Health, Inc.	85-1447140	0001156039	PHI Parent LLC DE.....	.. NIA.....	Paragon Holding Company, LLC	Ownership.....	100.000 ...	Elevance Health, Inc. NO.....
. 0671 ...	Elevance Health, Inc.	66-0693134	0001156039	PHM Healthcare Solutions, Inc. PR.....	.. NIA.....	Physician Group Practices, LLC	Ownership.....	100.000 ...	Elevance Health, Inc. NO.....
. 0671 ...	Elevance Health, Inc.	66-0864220	0001156039	PHM IntraHospital Physician Group, LLC PR.....	.. NIA.....	PHM MultiSalud, LLC	Ownership.....	100.000 ...	Elevance Health, Inc. NO.....
. 0671 ...	Elevance Health, Inc.	66-0811976	0001156039	PHM Multidisciplinary Clinic Aguadilla LLC PR.....	.. NIA.....	PHM MultiDisciplinary Clinic, LLC	Ownership.....	100.000 ...	Elevance Health, Inc. NO.....
. 0671 ...	Elevance Health, Inc.	66-0812014	0001156039	PHM Multidisciplinary Clinic Arecibo LLC PR.....	.. NIA.....	PHM MultiDisciplinary Clinic, LLC	Ownership.....	100.000 ...	Elevance Health, Inc. NO.....
. 0671 ...	Elevance Health, Inc.	66-0925853	0001156039	PHM Multidisciplinary Clinic Cabo Rojo LLC PR.....	.. NIA.....	PHM MultiDisciplinary Clinic, LLC	Ownership.....	100.000 ...	Elevance Health, Inc. NO.....
. 0671 ...	Elevance Health, Inc.	66-0764408	0001156039	PHM Multidisciplinary Clinic Guayama LLC PR.....	.. NIA.....	PHM MultiDisciplinary Clinic, LLC	Ownership.....	100.000 ...	Elevance Health, Inc. NO.....
. 0671 ...	Elevance Health, Inc.	66-0949111	0001156039	PHM Multidisciplinary Clinic Maunabo LLC PR.....	.. NIA.....	PHM MultiDisciplinary Clinic, LLC	Ownership.....	100.000 ...	Elevance Health, Inc. NO.....
. 0671 ...	Elevance Health, Inc.	66-0859950	0001156039	PHM MultiDisciplinary Clinic, LLC PR.....	.. NIA.....	PHM MultiSalud, LLC	Ownership.....	100.000 ...	Elevance Health, Inc. NO.....
. 0671 ...	Elevance Health, Inc.	66-0867882	0001156039	PHM MultiSalud, LLC PR.....	.. NIA.....	Physician Group Practices, LLC	Ownership.....	100.000 ...	Elevance Health, Inc. NO.....
. 0671 ...	Elevance Health, Inc.	66-0864171	0001156039	PHM Specialty Network, LLC PR.....	.. NIA.....	PHM MultiSalud, LLC	Ownership.....	100.000 ...	Elevance Health, Inc. NO.....
. 0671 ...	Elevance Health, Inc.	66-0960976	0001156039	Physician Group Practices, LLC PR.....	.. NIA.....	IPA Holdings, LLC	Ownership.....	100.000 ...	Elevance Health, Inc. NO.....
. 0671 ...	Elevance Health, Inc.	12178	66-0592131	0001156039	PMC Medicare Choice, LLC PR.....	.. IA.....	MMH Holdings, LLC	Ownership.....	100.000 ...	Elevance Health, Inc. NO.....
. 0671 ...	Elevance Health, Inc.	47-5139459	0001156039	Raina Rx LLC NY.....	.. NIA.....	BioPlus Parent, LLC	Ownership.....	100.000 ...	Elevance Health, Inc. NO.....
. 0671 ...	Elevance Health, Inc.	47-0851593	0001156039	RightCHOICE Managed Care, Inc. DE.....	.. NIA.....	Anthem Holding Corp.	Ownership.....	100.000 ...	Elevance Health, Inc. NO.....
. 0671 ...	Elevance Health, Inc.	45-3667026	0001156039	River Medical Pharmacy, LLC FL.....	.. NIA.....	BioPlus Parent, LLC	Ownership.....	100.000 ...	Elevance Health, Inc. NO.....
. 0671 ...	Elevance Health, Inc.	11011	84-0747736	0001156039	Rocky Mountain Hospital and Medical Service, Inc. CO.....	.. IA.....	ATH Holding Company, LLC	Ownership.....	100.000 ...	Elevance Health, Inc. NO.....
. 0671 ...	Elevance Health, Inc.	82-2751942	0001156039	RSV 002B LTSS, Inc. DE.....	.. NIA.....	Carebridge Holding Company, LLC	Ownership.....	100.000 ...	Elevance Health, Inc. NO.....
. 0671 ...	Elevance Health, Inc.	46-2787212	0001156039	Santa Barbara Specialty Pharmacy, LLC CA.....	.. NIA.....	BioPlus Parent, LLC	Ownership.....	100.000 ...	Elevance Health, Inc. NO.....
. 0671 ...	Elevance Health, Inc.	20-0473316	0001156039	SellCore, Inc. DE.....	.. NIA.....	Elevance Health, Inc.	Ownership.....	100.000 ...	Elevance Health, Inc. NO.....
. 0671 ...	Elevance Health, Inc.	13726	27-0945036	0001156039	Simply Healthcare Plans, Inc. FL.....	.. IA.....	Wellpoint Corporation	Ownership.....	100.000 ...	Elevance Health, Inc. NO.....
. 0671 ...	Elevance Health, Inc.	55-0712302	0001156039	Southeast Services, Inc. VA.....	.. NIA.....	Anthem Southeast, Inc.	Ownership.....	100.000 ...	Elevance Health, Inc. NO.....

SCHEDULE Y
PART 1A - DETAILS OF INSURANCE HOLDING COMPANY SYSTEM

1	2	3	4	5	6	7	8	9	10	11	12	13	14	15	16
Group Code	Group Name	NAIC Company Code	ID Number	Federal RSSD	CIK	Name of Securities Exchange if Publicly Traded (U.S. or International)	Names of Parent, Subsidiaries Or Affiliates	Domi-ciliary Location	Relation-ship to Reporting Entity	Directly Controlled by (Name of Entity/Person)	Type of Control (Ownership, Board, Management, Attorney-in-Fact, Influence, Other)	If Control is Ownership Provide Per-centage	Ultimate Controlling Entity(ies)/Person(s)	Is an SCA Filing Re-quired? (Yes/No)	*
.0671	Elevance Health, Inc.		45-4071004		0001156039		State Sponsored Services, Inc.	..IN.....	NIA.....	Wellpoint Specialty Services, Inc.	Ownership.....	100.000	Elevance Health, Inc.	...NO.....	
.0671	Elevance Health, Inc.				0001156039		The 4600 Group Holdings, LLC	..CA.....	NIA.....	Carelon Insights, Inc.	Ownership.....	100.000	Elevance Health, Inc.	...NO.....	
.0671	Elevance Health, Inc.				0001156039		The 4600 Group, LLC	..CA.....	NIA.....	The 4600 Group Holdings, LLC	Ownership.....	100.000	Elevance Health, Inc.	...NO.....	
.0671	Elevance Health, Inc.		45-5443372		0001156039		The Elevance Health Companies of California, Inc.	..CA.....	NIA.....	ATH Holding Company, LLC	Ownership.....	100.000	Elevance Health, Inc.	...NO.....	
.0671	Elevance Health, Inc.				0001156039		The Elevance Health Companies of Puerto Rico, LLC	..PR.....	NIA.....	MMM Holdings, LLC	Ownership.....	100.000	Elevance Health, Inc.	...NO.....	
.0671	Elevance Health, Inc.		66-1002717		0001156039		The Elevance Health Companies, Inc.	..IN.....	NIA.....	ATH Holding Company, LLC	Ownership.....	100.000	Elevance Health, Inc.	...NO.....	
.0671	Elevance Health, Inc.		35-1835818		0001156039		TriadDD NY, LLC dba MyCompass	..NY.....	NIA.....	Alliance Care Management, LLC	Ownership.....	25.000	Elevance Health, Inc.	...NO.....	0109
.0671	Elevance Health, Inc.		85-3592292		0001156039		VITA CARE, LLC	..PR.....	NIA.....	MSO Holdings, LLC	Ownership.....	100.000	Elevance Health, Inc.	...NO.....	
.0671	Elevance Health, Inc.		66-0865037		0001156039		WellMax Health Medical Centers, LLC	..FL.....	NIA.....	Delivery Network, LLC	Ownership.....	100.000	Elevance Health, Inc.	...NO.....	
.0671	Elevance Health, Inc.		20-0660563		0001156039		WellMax Health Physicians Network, LLC	..FL.....	NIA.....	Delivery Network, LLC	Ownership.....	100.000	Elevance Health, Inc.	...NO.....	
.0671	Elevance Health, Inc.		20-0660644		0001156039		WellPoint Acquisition, LLC	..IN.....	NIA.....	Elevance Health, Inc.	Ownership.....	100.000	Elevance Health, Inc.	...NO.....	
.0671	Elevance Health, Inc.		20-4405193		0001156039		WellPoint California Services, Inc.	..DE.....	NIA.....	Anthem Holding Corp.	Ownership.....	100.000	Elevance Health, Inc.	...NO.....	
.0671	Elevance Health, Inc.		95-4640531		0001156039		Wellpoint Corporation	..DE.....	UDP.....	ATH Holding Company, LLC	Ownership.....	100.000	Elevance Health, Inc.	...NO.....	
.0671	Elevance Health, Inc.		54-1739323		0001156039		Wellpoint Delaware, Inc.	..DE.....	NIA.....	Anthem Partnership Holding Company, LLC	Ownership.....	100.000	Elevance Health, Inc.	...NO.....	
.0671	Elevance Health, Inc.		82-1800037		0001156039		WellPoint Dental Services, Inc.	..DE.....	NIA.....	Wellpoint Specialty Services, Inc.	Ownership.....	100.000	Elevance Health, Inc.	...NO.....	
.0671	Elevance Health, Inc.		95-4657170		0001156039		Wellpoint District of Columbia, Inc.	..DC.....	IA.....	Anthem Partnership Holding Company, LLC	Ownership.....	100.000	Elevance Health, Inc.	...NO.....	
.0671	Elevance Health, Inc.	16168	81-4131800		0001156039		Wellpoint Federal Corporation	..IN.....	NIA.....	Federal Government Solutions, LLC	Ownership.....	100.000	Elevance Health, Inc.	...NO.....	
.0671	Elevance Health, Inc.		47-2546820		0001156039		WellPoint Health Solutions, Inc.	..DE.....	NIA.....	Federal Government Solutions, LLC	Ownership.....	100.000	Elevance Health, Inc.	...NO.....	
.0671	Elevance Health, Inc.		81-2874917		0001156039		WellPoint Holding Corp	..DE.....	NIA.....	Elevance Health, Inc.	Ownership.....	100.000	Elevance Health, Inc.	...NO.....	
.0671	Elevance Health, Inc.		20-3620996		0001156039		Wellpoint Illinois Services, Inc.	..IL.....	NIA.....	Wellpoint National Services, Inc.	Ownership.....	100.000	Elevance Health, Inc.	...NO.....	
.0671	Elevance Health, Inc.		36-3899137		0001156039		Wellpoint Insurance Company	..TX.....	IA.....	Wellpoint Corporation	Ownership.....	100.000	Elevance Health, Inc.	...NO.....	
.0671	Elevance Health, Inc.	14078	45-2485907		0001156039		Wellpoint Insurance Services, Inc.	..HI.....	IA.....	Elevance Health, Inc.	Ownership.....	100.000	Elevance Health, Inc.	...NO.....	
.0671	Elevance Health, Inc.		36-4595641		0001156039		Wellpoint Iowa, Inc.	..IA.....	IA.....	Wellpoint Corporation	Ownership.....	100.000	Elevance Health, Inc.	...NO.....	
.0671	Elevance Health, Inc.	15807	47-3863197		0001156039		WellPoint IPA Holding Company, Inc.	..IN.....	NIA.....	Carelon, Inc.	Ownership.....	100.000	Elevance Health, Inc.	...NO.....	
.0671	Elevance Health, Inc.		45-4985009		0001156039		Wellpoint IPA of New York, LLC	..NY.....	NIA.....	Carelon Health of Virginia, LLC	Ownership.....	100.000	Elevance Health, Inc.	...NO.....	
.0671	Elevance Health, Inc.		52-0913817		0001156039		Wellpoint Life and Health Insurance Company	..IN.....	IA.....	Wellpoint National Services, Inc.	Ownership.....	100.000	Elevance Health, Inc.	...NO.....	
.0671	Elevance Health, Inc.		51-0387398		0001156039		Wellpoint Maryland, Inc.	..MD.....	IA.....	Wellpoint Corporation	Ownership.....	100.000	Elevance Health, Inc.	...NO.....	
.0671	Elevance Health, Inc.	95832	95-4635507		0001156039		Wellpoint National Services, Inc.	..DE.....	NIA.....	Anthem Holding Corp.	Ownership.....	100.000	Elevance Health, Inc.	...NO.....	
.0671	Elevance Health, Inc.		22-3375292		0001156039		Wellpoint New Jersey, Inc.	..NJ.....	IA.....	Wellpoint Corporation	Ownership.....	100.000	Elevance Health, Inc.	...NO.....	
.0671	Elevance Health, Inc.		20-2073598		0001156039		WellPoint New Mexico, Inc.	..NM.....	IA.....	Wellpoint Corporation	Ownership.....	100.000	Elevance Health, Inc.	...NO.....	
.0671	Elevance Health, Inc.		13-4212818		0001156039		Wellpoint Ohio, Inc.	..OH.....	IA.....	Wellpoint Corporation	Ownership.....	100.000	Elevance Health, Inc.	...NO.....	
.0671	Elevance Health, Inc.		36-3897080		0001156039		Wellpoint Partnership Plan, LLC	..IL.....	NIA.....	Health Ventures Partner, L.L.C.	Ownership.....	75.000	Elevance Health, Inc.	...NO.....	
.0671	Elevance Health, Inc.		36-3897080		0001156039		Wellpoint Partnership Plan, LLC	..IL.....	NIA.....	Wellpoint Illinois Services, Inc.	Ownership.....	25.000	Elevance Health, Inc.	...NO.....	
.0671	Elevance Health, Inc.		92-3489706		0001156039		Wellpoint South Carolina, Inc.	..SC.....	IA.....	Anthem Partnership Holding Company, LLC	Ownership.....	100.000	Elevance Health, Inc.	...NO.....	
.0671	Elevance Health, Inc.		77-0494551		0001156039		Wellpoint Specialty Services, Inc.	..DE.....	NIA.....	Anthem Holding Corp.	Ownership.....	100.000	Elevance Health, Inc.	...NO.....	
.0671	Elevance Health, Inc.	12941	20-4776597		0001156039		Wellpoint Tennessee, Inc.	..TN.....	RE.....	Wellpoint Corporation	Ownership.....	100.000	Elevance Health, Inc.	...NO.....	
.0671	Elevance Health, Inc.		75-2603231		0001156039		Wellpoint Texas, Inc.	..TX.....	IA.....	Wellpoint Corporation	Ownership.....	100.000	Elevance Health, Inc.	...NO.....	
.0671	Elevance Health, Inc.		27-3510384		0001156039		Wellpoint Washington, Inc.	..WA.....	IA.....	Wellpoint Corporation	Ownership.....	100.000	Elevance Health, Inc.	...NO.....	
.0671	Elevance Health, Inc.	11810	84-1620480		0001156039		Wellpoint West Virginia, Inc.	..WV.....	IA.....	Wellpoint National Services, Inc.	Ownership.....	100.000	Elevance Health, Inc.	...NO.....	
.0671	Elevance Health, Inc.		84-1316462		0001156039		WestCare, Inc.	..CO.....	NIA.....	Paragon Healthcare, Inc.	Ownership.....	100.000	Elevance Health, Inc.	...NO.....	
.0671	Elevance Health, Inc.		26-4814272		0001156039		XCEL Reimbursement Solutions, LLC	..TX.....	NIA.....	Paragon Healthcare, Inc.	Ownership.....	100.000	Elevance Health, Inc.	...NO.....	

Asterisk	Explanation
0100	Insurer is deemed to be an insurance affiliate in column 10. However, it does not file an NAIC statutory statement because it is regulated by the New York State Department of Health or the California Department of Managed Health Care.

STATEMENT AS OF MARCH 31, 2025 OF THE Wellpoint Tennessee, Inc.

Asterisk	Explanation
0101	CCHA, LLC is a joint venture 50% owned by Anthem Partnership Holding Company, LLC and 50% owned by Colorado Community Health Alliance, LLC, a non-affiliate.
0102	Owned 81% by Centros Medicos Unidos del Oeste, LLC, 13% by Asociacion de Medicos del Oeste, Inc. (a non-affiliate) and 6% by Doctores Asociados del Noroeste, Inc. (a non-affiliate).
0103	Community Care Health Plan of Louisiana, Inc. is a joint venture 75% owned by Anthem Partnership Holding Company, LLC and 25% owned by Louisiana Health Service & Indemnity Company d/b/a Blue Cross and Blue Shield of Louisiana (a non-affiliate).
0104	AMH Health, LLC is a joint venture 64% owned by Anthem Partnership Holding Company, LLC and 36% by MaineHealth, a non-affiliate.
0105	Momentum Health Partners, LLC is a joint venture 50% owned by Anthem Partnership Holding Company, LLC and 50% owned by Blue Cross and Blue Shield of North Carolina, a non-affiliate.
0106	GR Health Solutions, LLC is a joint venture 50% owned by Anthem Partnership Holding Company, LLC and 50% owned by Independence Blue Cross, LLC, a non-affiliate.
0107	Owned 50% by Centro Medicina Familiar del Norte, LLC and 50% by ACO del Norte, LLC, a non-affiliated entity.
0108	Community Care Health Plan of Nebraska, Inc. is a joint venture 95% owned by Anthem Partnership Holding Company, LLC and 5% owned by Blue Cross and Blue Shield of Nebraska, a non-affiliate.
0109	TriadDD NY , LLC dba MyCompass (NY) is owned 25% by Alliance Care Management, LLC and 75% by non-affiliates.
0110	Community Care Health Plan of Kansas, Inc. is a joint venture 90% owned by Anthem Partnership Holding Company, LLC, 5% owned by Blue Cross and Blue Shield of Kansas (a non-affiliate), and 5% owned by Blue Cross and Blue Shield of Kansas City, a non-affiliate.
0111	APC Passe, LLC is 49% owned by Anthem Partnership Holding Company, LLC and 51% owned by the Arkansas Provider Coalition, LLC, which is not affiliated with Anthem, Inc.
0112	Government Healthcare Solutions LLC. is a joint venture 49% owned by National Government Services, Inc. and 51% owned by MKS2 LLC (non-affiliate)

SUPPLEMENTAL EXHIBITS AND SCHEDULES INTERROGATORIES

The following supplemental reports are required to be filed as part of your statement filing. However, in the event that your company does not transact the type of business for which the special report must be filed, your response of NO to the specific interrogatory will be accepted in lieu of filing a "NONE" report and a bar code will be printed below. If the supplement is required of your company but is not being filed for whatever reason enter SEE EXPLANATION and provide an explanation following the interrogatory questions.

	Response
1. Will the Medicare Part D Coverage Supplement be filed with the state of domicile and the NAIC with this statement?	NO
AUGUST FILING	
2. Will the regulator-only (non-public) Communication of Internal Control Related Matters Noted in Audit be filed with the state of domicile and electronically with the NAIC (as a regulator-only non-public document) by August 1? The response for 1st and 3rd quarters should be N/A. A NO response resulting with a bar code is only appropriate in the 2nd quarter.	N/A

Explanation:

1.

Bar Code:

1. Medicare Part D Coverage Supplement [Document Identifier 365]



STATEMENT AS OF MARCH 31, 2025 OF THE Wellpoint Tennessee, Inc.

OVERFLOW PAGE FOR WRITE-INS

Additional Write-ins for Assets Line 25

		Current Statement Date			4 Prior Year Net Admitted Assets
		1 Assets	2 Nonadmitted Assets	3 Net Admitted Assets (Cols. 1 - 2)	
2504.	Miscellaneous receivable	75	75	0	
2505.	Prepoerty and Real estate taxes	0	0	0	5,187
2597.	Summary of remaining write-ins for Line 25 from overflow page	75	75	0	5,187

Additional Write-ins for Liabilities Line 23

		Current Period			Prior Year
		1 Covered	2 Uncovered	3 Total	4 Total
2304.	Other Liabilities	2,247		2,247	181,979
2397.	Summary of remaining write-ins for Line 23 from overflow page	2,247	0	2,247	181,979

SCHEDULE A - VERIFICATION

Real Estate

	1	2
	Year to Date	Prior Year Ended December 31
1. Book/adjusted carrying value, December 31 of prior year		
2. Cost of acquired:		
2.1 Actual cost at time of acquisition		
2.2 Additional investment made after acquisition		
3. Current year change in encumbrances		
4. Total gain (loss) on disposals		
5. Deduct amounts received on disposals		
6. Total foreign exchange change in book/adjusted carrying value		
7. Deduct current year's other than temporary impairment recognized		
8. Deduct current year's depreciation		
9. Book/adjusted carrying value at the end of current period (Lines 1+2+3+4-5+6-7-8)		
10. Deduct total nonadmitted amounts		
11. Statement value at end of current period (Line 9 minus Line 10)		

SCHEDULE B - VERIFICATION

Mortgage Loans

	1	2
	Year to Date	Prior Year Ended December 31
1. Book value/recorded investment excluding accrued interest, December 31 of prior year		
2. Cost of acquired:		
2.1 Actual cost at time of acquisition		
2.2 Additional investment made after acquisition		
3. Capitalized deferred interest and other		
4. Accrual of discount		
5. Unrealized valuation increase/(decrease)		
6. Total gain (loss) on disposals		
7. Deduct amounts received on disposals		
8. Deduct amortization of premium and mortgage interest points and commitment fees		
9. Total foreign exchange change in book value/recorded investment excluding accrued interest		
10. Deduct current year's other than temporary impairment recognized		
11. Book value/recorded investment excluding accrued interest at end of current period (Lines 1+2+3+4+5+6-7-8+9-10)		
12. Total valuation allowance		
13. Subtotal (Line 11 plus Line 12)		
14. Deduct total nonadmitted amounts		
15. Statement value at end of current period (Line 13 minus Line 14)		

SCHEDULE BA - VERIFICATION

Other Long-Term Invested Assets

	1	2
	Year to Date	Prior Year Ended December 31
1. Book/adjusted carrying value, December 31 of prior year		
2. Cost of acquired:		
2.1 Actual cost at time of acquisition		
2.2 Additional investment made after acquisition		
3. Capitalized deferred interest and other		
4. Accrual of discount		
5. Unrealized valuation increase/(decrease)		
6. Total gain (loss) on disposals		
7. Deduct amounts received on disposals		
8. Deduct amortization of premium, depreciation and proportional amortization		
9. Total foreign exchange change in book/adjusted carrying value		
10. Deduct current year's other than temporary impairment recognized		
11. Book/adjusted carrying value at end of current period (Lines 1+2+3+4+5+6-7-8+9-10)		
12. Deduct total nonadmitted amounts		
13. Statement value at end of current period (Line 11 minus Line 12)		

SCHEDULE D - VERIFICATION

Bonds and Stocks

	1	2
	Year to Date	Prior Year Ended December 31
1. Book/adjusted carrying value of bonds and stocks, December 31 of prior year	544,776,360	929,396,960
2. Cost of bonds and stocks acquired	24,067,990	222,691,037
3. Accrual of discount	546,749	2,936,060
4. Unrealized valuation increase/(decrease)	581,358	5,679,928
5. Total gain (loss) on disposals	(524,150)	(15,200,616)
6. Deduct consideration for bonds and stocks disposed of	17,555,227	598,936,891
7. Deduct amortization of premium	349,407	1,885,089
8. Total foreign exchange change in book/adjusted carrying value	0	
9. Deduct current year's other than temporary impairment recognized	0	
10. Total investment income recognized as a result of prepayment penalties and/or acceleration fees	26,614	94,971
11. Book/adjusted carrying value at end of current period (Lines 1+2+3+4+5-6-7+8-9+10)	551,570,287	544,776,360
12. Deduct total nonadmitted amounts	0	
13. Statement value at end of current period (Line 11 minus Line 12)	551,570,287	544,776,360

STATEMENT AS OF MARCH 31, 2025 OF THE Wellpoint Tennessee, Inc.

SCHEDULE D - PART 1B

Showing the Acquisitions, Dispositions and Non-Trading Activity
During the Current Quarter for all Bonds and Preferred Stock by NAIC Designation

NAIC Designation	1 Book/Adjusted Carrying Value Beginning of Current Quarter	2 Acquisitions During Current Quarter	3 Dispositions During Current Quarter	4 Non-Trading Activity During Current Quarter	5 Book/Adjusted Carrying Value End of First Quarter	6 Book/Adjusted Carrying Value End of Second Quarter	7 Book/Adjusted Carrying Value End of Third Quarter	8 Book/Adjusted Carrying Value December 31 Prior Year
ISSUER CREDIT OBLIGATIONS (ICO)								
1. NAIC 1 (a)	132,320,799	170,038,165	167,769,402	4,843,824	139,433,386	0	0	132,320,799
2. NAIC 2 (a)	128,840,813	3,091,363	3,324,977	(3,254,080)	125,353,119	0	0	128,840,813
3. NAIC 3 (a)	111,775,946	9,861,972	4,575,625	(2,517,934)	114,544,359	0	0	111,775,946
4. NAIC 4 (a)	11,627,686	1,310,614	743,445	656,428	12,851,283	0	0	11,627,686
5. NAIC 5 (a)	9,989,450	0	3,161,087	3,312	6,831,675	0	0	9,989,450
6. NAIC 6 (a)	980,440	0	0	883,111	1,863,551	0	0	980,440
7. Total ICO	395,535,134	184,302,114	179,574,536	614,661	400,877,373	0	0	395,535,134
ASSET-BACKED SECURITIES (ABS)								
8. NAIC 1	134,670,491	5,035,232	3,766,904	250,441	136,189,260	0	0	134,670,491
9. NAIC 2	16,770,734	0	2,411,324	16,260	14,375,670	0	0	16,770,734
10. NAIC 3	0	0	0	0		0	0	0
11. NAIC 4	0	0	0	0		0	0	0
12. NAIC 5	0	0	0	0		0	0	0
13. NAIC 6	0	0	0	0		0	0	0
14. Total ABS	151,441,225	5,035,232	6,178,228	266,701	150,564,930	0	0	151,441,225
PREFERRED STOCK								
15. NAIC 1	0	0	0	0		0	0	0
16. NAIC 2	0	0	0	0		0	0	0
17. NAIC 3	0	0	0	0		0	0	0
18. NAIC 4	0	0	0	0		0	0	0
19. NAIC 5	0	0	0	0		0	0	0
20. NAIC 6	0	0	0	0		0	0	0
21. Total Preferred Stock								
22. Total ICO, ABS & Preferred Stock	546,976,359	189,337,346	185,752,764	881,362	551,442,303	0	0	546,976,359

(a) Book/Adjusted Carrying Value column for the end of the current reporting period includes the following amount of short-term and cash equivalent bonds by NAIC designation:

NAIC 1 \$0 ; NAIC 2 \$0 ; NAIC 3 \$0 NAIC 4 \$0 ; NAIC 5 \$0 ; NAIC 6 \$0

SCHEDULE DA - PART 1

Short-Term Investments

	1	2	3	4	5
	Book/Adjusted Carrying Value	Prior Year Value	Actual Cost	Interest Collected Year-to-Date	Paid for Accrued Interest Year-to-Date
7709999999 Totals		XX			

NONE

SCHEDULE DA - VERIFICATION

Short-Term Investments

	1	2
	Year To Date	Prior Year Ended December 31
1. Book/adjusted carrying value, December 31 of prior year		
2. Cost of short-term investments acquired	0	46,790
3. Accrual of discount	0	
4. Unrealized valuation increase/(decrease)	0	
5. Total gain (loss) on disposals	0	(24)
6. Deduct consideration received on disposals	0	46,766
7. Deduct amortization of premium	0	
8. Total foreign exchange change in book/adjusted carrying value	0	
9. Deduct current year's other than temporary impairment recognized	0	
10. Book/adjusted carrying value at end of current period (Lines 1+2+3+4+5-6-7+8-9)		
11. Deduct total nonadmitted amounts	0	
12. Statement value at end of current period (Line 10 minus Line 11)		

Schedule DB - Part A - Verification - Options, Caps, Floors, Collars, Swaps and Forwards

N O N E

Schedule DB - Part B - Verification - Futures Contracts

N O N E

Schedule DB - Part C - Section 1 - Replication (Synthetic Asset) Transactions (RSATs) Open

N O N E

Schedule DB-Part C-Section 2-Reconciliation of Replication (Synthetic Asset) Transactions Open

N O N E

Schedule DB - Verification - Book/Adjusted Carrying Value, Fair Value and Potential Exposure of
Derivatives

N O N E

SCHEDULE E - PART 2 - VERIFICATION

(Cash Equivalents)

	1	2
	Year To Date	Prior Year Ended December 31
1. Book/adjusted carrying value, December 31 of prior year	122,966,000	60,500,010
2. Cost of cash equivalents acquired	682,547,555	3,566,958,149
3. Accrual of discount	0	1,962
4. Unrealized valuation increase/(decrease)	0	
5. Total gain (loss) on disposals	0	130
6. Deduct consideration received on disposals	734,747,555	3,504,494,251
7. Deduct amortization of premium	0	
8. Total foreign exchange change in book/adjusted carrying value	0	
9. Deduct current year's other than temporary impairment recognized	0	
10. Book/adjusted carrying value at end of current period (Lines 1+2+3+4+5-6-7+8-9)	70,766,000	122,966,000
11. Deduct total nonadmitted amounts	0	
12. Statement value at end of current period (Line 10 minus Line 11)	70,766,000	122,966,000

Schedule A - Part 2 - Real Estate Acquired and Additions Made
N O N E

Schedule A - Part 3 - Real Estate Disposed
N O N E

Schedule B - Part 2 - Mortgage Loans Acquired and Additions Made
N O N E

Schedule B - Part 3 - Mortgage Loans Disposed, Transferred or Repaid
N O N E

Schedule BA - Part 2 - Other Long-Term Invested Assets Acquired and Additions Made
N O N E

Schedule BA - Part 3 - Other Long-Term Invested Assets Disposed, Transferred or Repaid
N O N E

STATEMENT AS OF MARCH 31, 2025 OF THE Wellpoint Tennessee, Inc.

SCHEDULE D - PART 3

Show All Long-Term Bonds and Stock Acquired During the Current Quarter

1	2	3	4	5	6	7	8	9
CUSIP Identification	Description	Date Acquired	Name of Vendor	Number of Shares of Stock	Actual Cost	Par Value	Paid for Accrued Interest and Dividends	NAIC Designation, NAIC Designation Modifier and SVO Administrative Symbol
00130H-CM-5	AES CORP THE 5.800% 03/15/3203/12/2025	Citigroup Global Markets	1,500,000	1,500,0000	2.C FE
03743Q-AE-8	APA CORP SERIES 144A 7.750% 12/15/2901/01/2025	Taxable Exchange	671,363	620,0003,337	2.C FE
05464C-AC-5	AXON ENTERPRISE INC SERIES 144A 6.125% 03/15/3003/05/2025	J P Morgan	190,000	190,0000	3.C FE
05464C-AD-3	AXON ENTERPRISE INC SERIES 144A 6.250% 03/15/3303/05/2025	J P Morgan	90,000	90,0000	3.C FE
15089Q-BA-1	CELANESE US HOLDINGS LLC 6.750% 04/15/3303/06/2025	J P Morgan	740,000	740,0000	3.A FE
25731V-AC-8	DOMINION ENERGY SOUTH SERIES 2025 5.300% 01/15/3501/02/2025	Suntrust Bank	1,996,440	2,000,0000	1.F FE
26442T-AG-2	DUKE UNIVERSITY SERIES 2020 2.757% 10/01/5003/05/2025	Goldman Sachs & Co	1,539,885	2,350,00027,895	1.B FE
28102Q-AT-4	EDISON INTERNATIONAL SERIES B HYB 5.000% Perpet.01/07/2025	Mizuho Securities USA	351,720	360,0005,650	4.B FE
302301-AJ-5	EZCORP INC SERIES 144A 7.375% 04/01/3203/24/2025	Piper Jeffries & Co	240,000	240,0000	3.C FE
346232-AG-6	FORESTAR GROUP INC SERIES 144A 6.500% 03/15/3303/05/2025	J P Morgan	550,000	550,0000	3.C FE
36143L-2S-3	GA GLOBAL FUNDING TRUST SERIES 144A 5.900% 01/13/3501/16/2025	J P Morgan	1,001,840	1,000,000656	1.F FE
38141G-C2-8	GOLDMAN SACHS GROUP INC SERIES HYB 6.850% Perpet.01/16/2025	Goldman Sachs & Co	540,000	540,0000	3.A FE
428102-AH-0	HESS MIDSTREAM PARTNERS SERIES 144A 5.875% 03/01/2802/03/2025	J P Morgan	420,000	420,0000	3.A FE
48128A-AJ-2	JPMORGAN CHSE & CO SERIES 00 6.500% Perpet.01/28/2025	J P Morgan	270,000	270,0000	2.B FE
53229K-AA-7	LIGHTNING POWER LLC SERIES 144A 7.250% 08/15/3201/22/2025	Piper Jeffries & Co	445,824	430,00013,596	3.C FE
668771-AM-0	GEN DIGITAL INC SERIES 144A 6.250% 04/01/3302/13/2025	Bank of America	270,000	270,0000	3.C FE
674215-AN-8	CHORD ENERGY CORP SERIES 144A 6.750% 03/15/3303/04/2025	Various	679,838	680,0000	3.B FE
71424V-AB-6	PERMIAN RESOURC OPTG LLC SERIES 144A 6.250% 02/01/3301/22/2025	Bony/Barclays Capital Inc	260,325	260,0007,583	3.B FE
74843P-AA-8	QUIKRETE HOLDINGS INC SERIES 144A 6.375% 03/01/3201/31/2025	Wachovia Securities	650,000	650,0000	3.C FE
77313L-AB-9	ROCKETMTGE CO ISSUER INC SERIES 144A 4.000% 10/15/3301/22/2025	Morgan Stanley	41,955	50,000544	3.A FE
77340R-AU-1	ROCKIES EXPRESS PIPELINE SERIES 144A 6.750% 03/15/3303/10/2025	RBC	150,000	150,0000	3.B FE
92328M-AC-7	VENTURE GLOBAL CALCASIEU SERIES 144A 3.875% 11/01/3301/22/2025	Citigroup Global Markets	25,838	30,000265	3.B FE
92840V-AP-7	VISTRA OPERATIONS CO LLC SERIES 144A 7.750% 10/15/3101/22/2025	J P Morgan	592,900	560,00011,814	3.B FE
92840V-AR-3	VISTRA OPERATIONS CO LLC SERIES 144A 6.875% 04/15/3201/16/2025	Piper Jeffries & Co	318,525	310,0005,447	3.B FE
923725-AE-5	VERMILION ENERGY INC SERIES 144A 7.250% 02/15/3301/28/2025	RBC	370,000	370,0000	3.C FE
143658-BY-7	CARNIVAL CORP SERIES 144A 5.750% 03/15/3002/18/2025	Morgan Stanley	440,000	440,0000	3.B FE
225401-BH-0	UBS GROUP AG SERIES 144A HYB 7.000% Perpet.02/05/2025	UBS Securities Inc	310,000	310,0000	2.C FE
225401-BJ-6	UBS GROUP AG SERIES 144A HYB 7.125% Perpet.02/05/2025	UBS Securities Inc	220,000	220,0000	2.C FE
62886H-BN-0	NCL CORPORATION LTD SERIES 144A 8.125% 01/15/2901/22/2025	Morgan Stanley	2,135,625	2,010,0003,629	3.C FE
654744-AD-3	NISSAN MOTOR CO SERIES 144A 4.810% 09/17/3002/27/2025	Goldman Sachs & Co	543,556	570,00012,261	3.A FE
84859B-AC-5	SPIRIT LOYALTY KY LTD IP SERIES 144A 11.000% 03/06/3003/12/2025	Tax Free Exchange	958,894	755,1860	4.C FE
92682R-AA-0	VIKING OCEAN CRUISES SHI SERIES 144A 5.625% 02/15/2901/22/2025	Citigroup Global Markets	266,963	270,0006,666	3.A FE
0089999999. Subtotal - Issuer Credit Obligations - Corporate Bonds (Unaffiliated)					18,781,491	19,205,186	99,343	XXX
505742-AR-7	LADDER CAP FIN LLLP CORP SERIES 144A 7.000% 07/15/3101/16/2025	Morgan Stanley	20,625	20,0008	3.A FE
0169999999. Subtotal - Issuer Credit Obligations - Bonds Issued from SEC-Registered Business Development Corps, Closed End Funds & REITS (Unaffiliated)					20,625	20,000	8	XXX
0489999999. Total - Issuer Credit Obligations (Unaffiliated)					18,802,116	19,225,186	99,351	XXX
0499999999. Total - Issuer Credit Obligations (Affiliated)					0	0	0	XXX
0509999997. Total - Issuer Credit Obligations - Part 3					18,802,116	19,225,186	99,351	XXX
0509999998. Total - Issuer Credit Obligations - Part 5					XXX	XXX	XXX	XXX
0509999999. Total - Issuer Credit Obligations					18,802,116	19,225,186	99,351	XXX
3140NX-YC-1	FNMA POOL BZ3406 4.320% 03/01/3002/26/2025	Bank of America	2,789,380	2,817,00010,141	1.A
3140NX-YS-8	FNMA POOL BZ3419 4.320% 03/01/3002/26/2025	Bank of America	525,794	531,0001,912	1.A
31418E-GG-9	FNMA POOL MA4698 3.000% 08/01/5202/19/2025	NOMURA SEC INTERNATIONAL INC	1,720,058	2,018,0333,195	1.A
1039999999. Subtotal - Asset-Backed Securities - Financial Asset-Backed - Self-Liquidating - Agency Residential Mortgage-Backed Securities - Not/Partially Guaranteed (Not Exempt from RBC)					5,035,232	5,366,033	15,248	XXX
1889999999. Total - Asset-Backed Securities (Unaffiliated)					5,035,232	5,366,033	15,248	XXX
1899999999. Total - Asset-Backed Securities (Affiliated)					0	0	0	XXX
1909999997. Total - Asset-Backed Securities - Part 3					5,035,232	5,366,033	15,248	XXX
1909999998. Total - Asset-Backed Securities - Part 5					XXX	XXX	XXX	XXX
1909999999. Total - Asset-Backed Securities					5,035,232	5,366,033	15,248	XXX
2009999999. Total - Issuer Credit Obligations and Asset-Backed Securities					23,837,348	24,591,219	114,599	XXX
4509999997. Total - Preferred Stocks - Part 3					0	XXX	0	XXX
4509999998. Total - Preferred Stocks - Part 5					XXX	XXX	XXX	XXX

STATEMENT AS OF MARCH 31, 2025 OF THE Wellpoint Tennessee, Inc.

SCHEDULE D - PART 3

Show All Long-Term Bonds and Stock Acquired During the Current Quarter

1	2	3	4	5	6	7	8	9
CUSIP Identification	Description	Date Acquired	Name of Vendor	Number of Shares of Stock	Actual Cost	Par Value	Paid for Accrued Interest and Dividends	NAIC Designation, NAIC Designation Modifier and SVO Admini- strative Symbol
4509999999. Total - Preferred Stocks					0	XXX	0	XXX
84863V-10-1	SPIRIT AVIATION HLDGS INC03/12/2025	Tax Free Exchange 10,513,450 230,6440
5029999999. Subtotal - Common Stocks - Industrial and Miscellaneous (Unaffiliated) Other					230,644	XXX	0	XXX
5989999997. Total - Common Stocks - Part 3					230,644	XXX	0	XXX
5989999998. Total - Common Stocks - Part 5					XXX	XXX	XXX	XXX
5989999999. Total - Common Stocks					230,644	XXX	0	XXX
5999999999. Total - Preferred and Common Stocks					230,644	XXX	0	XXX
6009999999 - Totals					24,067,992	XXX	114,599	XXX

STATEMENT AS OF MARCH 31, 2025 OF THE Wellpoint Tennessee, Inc.

SCHEDULE D - PART 4

Show All Long-Term Bonds and Stock Sold, Redeemed or Otherwise Disposed of During the Current Quarter

1	2	3	4	5	6	7	8	9	Change In Book/Adjusted Carrying Value					15	16	17	18	19	20	21
									10	11	12	13	14							
CUSIP Identification	Description	Disposal Date	Name of Purchaser	Number of Shares of Stock	Consideration	Par Value	Actual Cost	Prior Year Book/ Adjusted Carrying Value	Unrealized Valuation Increase/ (Decrease)	Current Year's (Amortization)/ Accretion	Current Year's Other Than Temporary Impairment Recognized	Total Change in Book/ Adjusted Carrying Value (10 + 11 - 12)	Total Foreign Exchange Change in Book /Adjusted Carrying Value	Book/ Adjusted Carrying Value at Disposal Date	Foreign Exchange Gain (Loss) on Disposal	Realized Gain (Loss) on Disposal	Total Gain (Loss) on Disposal	Bond Interest/ Stock Dividends Received During Year	Stated Contractual Maturity Date	NAIC Designation, NAIC Designation Modifier and SVO Administrative Symbol
..037411-AW-5	APACHE CORP 5.100% 09/01/40	01/10/2025	Call 87.4050		218,513	250,000	206,750	209,637	0	0	0	0	0	209,637	0	8,875	8,875	4,569	09/01/2040	2.C FE
..037430-AE-8	APA CORP SERIES 144A 7.750% 12/15/29	03/20/2025	Various		686,640	620,000	671,363	0	0	(1,221)	0	(1,221)	0	670,142	0	(3,502)	(3,502)	9,825	12/15/2029	2.C FE
..281020-AT-4	EDISON INTERNATIONAL SERIES B HYB 5.000% Perpet	01/09/2025	Various		342,338	360,000	351,720	0	0	0	0	0	0	351,720	0	(9,383)	(9,383)	5,750	01/01/9999	4.B FE
..337932-AJ-6	FIRSTENERGY CORP SERIES C 4.850% 07/15/47	02/13/2025	Deutsche Bank		444,174	520,000	612,300	610,209	0	0	0	0	0	610,209	0	(166,035)	(166,035)	14,642	07/15/2047	2.C FE
..403949-AP-5	HF SINCLAIR CORP 6.375% 04/15/27	01/28/2025	Call 101.8640		380,971	374,000	369,253	369,829	0	127	0	127	0	369,956	0	4,044	4,044	13,793	04/15/2027	2.C FE
..432833-AQ-4	HILTON DOMESTIC OPERATIN SERIES 144A 6.125% 04/01/32	02/27/2025	Citigroup Global Markets		902,238	890,000	890,850	887,495	3,243	(24)	0	3,219	0	890,714	0	11,524	11,524	22,259	04/01/2032	3.B FE
..599191-AA-1	MILEAGE PLUS HLDINGS LLC SERIES 144A 6.500% 06/20/27	03/21/2025	Redemption 100.0000		35,000	35,000	37,008	35,287	0	(127)	0	(127)	0	35,159	0	(159)	(159)	569	06/20/2027	2.C FE
..674215-AL-2	CHORD ENERGY CORP SERIES 144A 6.375% 06/01/26	03/13/2025	Various		1,454,220	1,450,000	1,449,331	1,446,677	4,530	(1,617)	0	2,913	0	1,449,590	0	410	410	30,410	06/01/2026	3.C FE
..74166M-AC-0	PRIME SECSRVC BRW FINANC SERIES 144A 5.750% 04/15/26	03/09/2025	Call 101.2137		119,432	118,000	115,050	116,883	0	158	0	158	0	117,041	0	959	959	4,712	04/15/2026	3.B FE
..85571B-AL-9	STARWOOD PROPERTY TRUST SERIES III 4.750% 03/15/25	03/15/2025	Maturity		546,000	546,000	544,080	545,714	218	68	0	286	0	546,000	0	0	0	12,968	03/15/2025	3.C FE
..86614R-AN-7	SUMMIT MATERIALS LLC FIN SERIES 144A 5.250% 01/15/29	02/10/2025	Call 101.3130		709,191	700,000	657,988	669,523	0	721	0	721	0	670,245	0	29,755	29,755	30,118	01/15/2029	3.C FE
..88240T-AA-9	TEXAS ELECTRIC MKT STABL SERIES A-1 144A 4.265% 08/01/34	02/01/2025	Redemption 100.0000		33,039	33,039	32,285	32,397	0	11	0	11	0	32,408	0	631	631	705	08/01/2034	1.A FE
..958667-AB-3	WESTERN MIDSTREAM OPERAT 3.100% 02/01/25	02/01/2025	Maturity		380,000	380,000	365,191	379,469	0	531	0	531	0	380,000	0	0	0	5,890	02/01/2025	2.C FE
..958667-AF-4	WESTERN MIDSTREAM OPERAT 6.350% 01/15/29	01/16/2025	J P Morgan		413,400	400,000	399,144	399,284	0	7	0	7	0	399,291	0	14,109	14,109	12,841	01/15/2029	2.C FE
..03746A-AA-8	APACHE FINANCE CANADA 7.750% 12/15/29	01/01/2025	Taxable Exchange		671,983	620,000	655,194	647,159	0	(118)	0	(118)	0	647,041	0	24,942	24,942	3,337	12/15/2029	2.C FE
..335934-AT-2	FIRST QUANTUM MINERALS L SERIES 144A 6.875% 10/15/27	03/06/2025	Call 101.2000		404,800	400,000	385,071	391,212	0	513	0	513	0	391,725	0	8,275	8,275	15,571	10/15/2027	4.B FE
..36168Q-AF-1	GFL ENVIRONMENTAL INC SERIES 144A 5.125% 12/15/26	03/14/2025	Call 100.0000		630,000	630,000	654,650	626,612	7,838	(446)	0	7,392	0	634,004	0	(4,004)	(4,004)	7,982	12/15/2026	3.B FE
..36168Q-AK-0	GFL ENVIRONMENTAL INC SERIES 144A 3.750% 08/01/25	03/14/2025	Call 100.0000		270,000	270,000	255,825	266,995	0	1,037	0	1,037	0	268,032	0	1,968	1,968	6,272	08/01/2025	3.B FE
..84859B-AA-9	SPIRIT LOYALTY KY LTD IP SERIES 144A 8.000% 09/20/25	01/30/2025	Various		930,475	1,140,000	1,192,166	883,500	255,722	35	0	255,757	0	1,139,257	0	(208,782)	(208,782)	22,800	09/20/2025	5.C FE
..84859B-AA-9	SPIRIT LOYALTY KY LTD IP SERIES 144A 8.000% 09/20/25	03/12/2025	Various		104,940	107,510	102,229	83,320	20,751	869	0	21,620	0	104,940	0	0	0	3,393	09/20/2025	5.C FE
..84859B-AB-7	SPIRIT LOYALTY KY LTD IP SERIES 144A 8.000% 09/20/25	03/12/2025	Tax Free Exchange		1,072,003	1,090,000	1,039,850	844,750	221,203	6,050	0	227,253	0	1,072,003	0	0	0	34,396	09/20/2025	5.C FE
0089999999. Subtotal - Issuer Credit Obligations - Corporate Bonds (Unaffiliated)					10,729,357	10,933,549	10,987,298	9,445,952	513,505	6,574	0	520,079	0	10,989,114	0	(286,373)	(286,373)	262,802	XXX	XXX
..90931L-AA-6	UNITED AIR 2016 1 AA PTT SERIES AA 3.100% 01/07/30	01/07/2025	Redemption 100.0000		39,574	39,574	36,013	36,980	0	14	0	14	0	36,994	0	2,580	2,580	613	01/07/2030	1.F FE
..90932V-AA-3	UNITED AIR 2020 1 B PTT 4.875% 07/15/27	01/15/2025	Redemption 100.0000		3,520	3,520	3,564	3,542	0	0	0	0	0	3,541	0	(21)	(21)	43	07/15/2027	2.A FE
0129999999. Subtotal - Issuer Credit Obligations - Single Entity Backed Obligations (Unaffiliated)					43,094	43,094	39,577	40,522	0	14	0	14	0	40,535	0	2,559	2,559	656	XXX	XXX
..55342U-AJ-3	MPT OPER PARTNERSP FINL 4.625% 08/01/29 ...	01/22/2025	Goldman Sachs & Co		439,550	590,000	587,050	422,764	165,718	18	0	165,736	0	588,500	0	(148,950)	(148,950)	13,037	08/01/2029	5.A FE
..55342U-AM-6	MPT OPER PARTNERSP FINL 3.500% 03/15/31 ...	01/22/2025	Goldman Sachs & Co		165,000	250,000	257,500	157,527	98,861	0	0	98,861	0	256,388	0	(91,388)	(91,388)	3,111	03/15/2031	5.A FE
0169999999. Subtotal - Issuer Credit Obligations - Bonds Issued from SEC-Registered Business Development Corps, Closed End Funds & REITS (Unaffiliated)					604,550	840,000	844,550	580,291	264,579	18	0	264,597	0	844,888	0	(240,338)	(240,338)	16,148	XXX	XXX
0489999999. Total - Issuer Credit Obligations (Unaffiliated)					11,377,001	11,816,643	11,871,425	10,066,765	778,084	6,606	0	784,690	0	11,874,537	0	(524,152)	(524,152)	279,606	XXX	XXX
0499999999. Total - Issuer Credit Obligations (Affiliated)					0	0	0	0	0	0	0	0	0	0	0	0	0	0	XXX	XXX
0509999997. Total - Issuer Credit Obligations - Part 4					11,377,001	11,816,643	11,871,425	10,066,765	778,084	6,606	0	784,690	0	11,874,537	0	(524,152)	(524,152)	279,606	XXX	XXX
0509999998. Total - Issuer Credit Obligations - Part 5					XXX	XXX	XXX	XXX	XXX	XXX	XXX	XXX	XXX	XXX	XXX	XXX	XXX	XXX	XXX	XXX
0509999999. Total - Issuer Credit Obligations					11,377,001	11,816,643	11,871,425	10,066,765	778,084	6,606	0	784,690	0	11,874,537	0	(524,152)	(524,152)	279,606	XXX	XXX
..36179R-BW-8	GNMA 11 POOL MA2753 3.000% 04/20/45	03/01/2025	Paydown		5,086	5,086	5,188	5,167	0	(82)	0	(82)	0	5,086	0	0	0	25	04/20/2045	1.A
..36179R-07-1	GNMA 11 POOL MA2826 3.500% 05/20/45	03/01/2025	Paydown		10,304	10,304	10,709	10,632	0	(328)	0	(328)	0	10,304	0	0	0	59	05/20/2045	1.A
..36179R-NW-5	GNMA 11 POOL MA3105 3.500% 09/20/45	03/01/2025	Paydown		4,126	4,126	4,306	4,273	0	(147)	0	(147)	0	4,126	0	0	0	24	09/20/2045	1.A

STATEMENT AS OF MARCH 31, 2025 OF THE Wellpoint Tennessee, Inc.

SCHEDULE D - PART 4

Show All Long-Term Bonds and Stock Sold, Redeemed or Otherwise Disposed of During the Current Quarter

1	2	3	4	5	6	7	8	9	Change In Book/Adjusted Carrying Value					15	16	17	18	19	20	21
									10	11	12	13	14							
CUSIP Ident- ification	Description	Disposal Date	Name of Purchaser	Number of Shares of Stock	Consid- eration	Par Value	Actual Cost	Prior Year Book/ Adjusted Carrying Value	Unrealized Valuation Increase/ (Decrease)	Current Year's (Amor- tization)/ Accretion	Current Year's Other Than Temporary Impairment Recogn- ized	Total Change in Book/ Adjusted Carrying Value (10 + 11 - 12)	Total Foreign Exchange Change in Book /Adjusted Carrying Value	Book/ Adjusted Carrying Value at Disposal Date	Foreign Exchange Gain (Loss) on Disposal	Realized Gain (Loss) on Disposal	Total Gain (Loss) on Disposal	Bond Interest/ Stock Dividends Received During Year	Stated Con- tractual Maturity Date	NAIC Desig- nation, NAIC Desig- nation Modifier and SVO Admini- strative Symbol
..36179S-GK-7	GNMA POOL MA3802 3.000% 07/20/46	03/01/2025	Paydown		7,297	7,297	7,442	7,418	0	(121)	0	(121)	0	7,297	0	0	0	36	07/20/2046	1.A
..36180J-V6-8	GNMA POOL AD6937 3.500% 03/20/43	03/01/2025	Paydown		3,946	3,946	4,269	4,213	0	(267)	0	(267)	0	3,946	0	0	0	22	03/20/2043	1.A
..36180K-B2-6	GNMA POOL AD7257 3.500% 03/15/43	03/01/2025	Paydown		1,628	1,628	1,753	1,709	0	(81)	0	(81)	0	1,628	0	0	0	9	03/15/2043	1.A
..3620AC-Z3-1	GNMA POOL 726262 5.000% 09/15/39	03/01/2025	Paydown		679	679	747	730	0	(51)	0	(51)	0	679	0	0	0	6	09/15/2039	1.A
..36297F-R0-7	GNMA POOL 710695 5.500% 07/15/39	03/01/2025	Paydown		6,806	6,806	7,776	7,584	0	(778)	0	(778)	0	6,806	0	0	0	87	07/15/2039	1.A
1019999999. Subtotal - Asset-Backed Securities - Financial Agency Residential Mortgage-Backed Securities - Guaranteed (Exempt from RBC)					39,872	39,872	42,190	41,726	0	(1,855)	0	(1,855)	0	39,872	0	0	0	268	XXX	XXX
..3128M7-W6-9	FHLMC POOL G05769 5.000% 12/01/39	03/01/2025	Paydown		1,515	1,515	1,675	1,630	0	(115)	0	(115)	0	1,515	0	0	0	13	12/01/2039	1.A
..3128M9-K2-7	FHLMC POOL G07213 3.500% 11/01/42	03/01/2025	Paydown		10,843	10,843	11,510	11,343	0	(500)	0	(500)	0	10,843	0	0	0	71	11/01/2042	1.A
..3128M9-NL-2	FHLMC POOL G07295 3.500% 05/01/42	03/01/2025	Paydown		8,701	8,701	8,883	8,851	0	(151)	0	(151)	0	8,701	0	0	0	51	05/01/2042	1.A
..3128MJ-TJ-0	FHLMC GOLD POOL G08564 4.500% 12/01/43	03/01/2025	Paydown		7,517	7,517	7,955	7,860	0	(344)	0	(344)	0	7,517	0	0	0	65	12/01/2043	1.A
..312943-ZY-2	FHLMC POOL A95259 4.000% 12/01/40	03/01/2025	Paydown		6,678	6,678	7,097	6,993	0	(316)	0	(316)	0	6,678	0	0	0	43	12/01/2040	1.A
..31320Q-FD-3	FHLMC POOL SD2864 3.000% 03/01/52	03/01/2025	Paydown		251,331	251,331	222,389	223,184	0	28,148	0	28,148	0	251,331	0	0	0	1,129	03/01/2052	1.A
..31320W-D6-7	FHLMC POOL SD8225 3.000% 07/01/52	03/01/2025	Paydown		123,688	123,688	105,522	105,990	0	17,698	0	17,698	0	123,688	0	0	0	581	07/01/2052	1.A
..31320W-DS-9	FHLMC POOL SD8213 3.000% 05/01/52	03/01/2025	Paydown		47,269	47,269	41,373	41,400	0	5,868	0	5,868	0	47,269	0	0	0	221	05/01/2052	1.A
..3132L7-YL-7	FHLMC POOL Y82515 3.500% 06/01/46	03/01/2025	Paydown		13,105	13,105	13,866	13,733	0	(628)	0	(628)	0	13,105	0	0	0	89	06/01/2046	1.A
..3132M4-KD-6	FHLMC GOLD POOL Q24192 4.000% 01/01/44	03/01/2025	Paydown		10,944	10,944	11,651	11,457	0	(512)	0	(512)	0	10,944	0	0	0	72	01/01/2044	1.A
..31335A-2S-6	FHLMC GOLD POOL G60785 4.000% 08/01/46	03/01/2025	Paydown		19,323	19,323	20,425	20,256	0	(933)	0	(933)	0	19,323	0	0	0	114	08/01/2046	1.A
..31335A-HN-1	FHLMC GOLD POOL G60237 4.500% 06/01/42	03/01/2025	Paydown		6,096	6,096	6,566	6,480	0	(384)	0	(384)	0	6,096	0	0	0	45	06/01/2042	1.A
..31335A-YK-8	FHLMC GOLD POOL G60714 4.000% 01/01/46	03/01/2025	Paydown		26,845	26,845	28,385	28,131	0	(1,285)	0	(1,285)	0	26,845	0	0	0	193	01/01/2046	1.A
..3133CA-CJ-7	FHLMC POOL Q69073 5.000% 06/01/53	03/01/2025	Paydown		2,087	2,087	2,011	2,013	0	.75	0	.75	0	2,087	0	0	0	18	06/01/2053	1.A
..3133KR-3C-6	FHLMC POOL RA9795 4.000% 09/01/53	03/01/2025	Paydown		2,194	2,194	1,889	1,897	0	297	0	297	0	2,194	0	0	0	13	09/01/2053	1.A
..31368H-M4-2	FNMA POOL 190379 5.500% 05/01/37	03/01/2025	Paydown		17,965	17,965	20,064	19,483	0	(1,518)	0	(1,518)	0	17,965	0	0	0	162	05/01/2037	1.A
..3136AD-3F-4	12/25/42 FNMA SERIES 2013-45 CLASS CB 4.000%	03/01/2025	Paydown		3,606	3,606	3,974	3,792	0	(186)	0	(186)	0	3,606	0	0	0	24	12/25/2042	1.A
..3137B0-XC-3	FHLMC MULTIFAMILY STRUCTURED SERIES 4182 CLASS KT 3.500% 05/15/41	03/01/2025	Paydown		6,929	6,929	7,500	7,045	0	(116)	0	(116)	0	6,929	0	0	0	39	05/15/2041	1.A
..3137BD-H7-4	FHLMC MULTIFAMILY STRUCTURED P SERIES 4384 CLASS BA 3.000% 08/15/43	03/01/2025	Paydown		23,652	23,652	22,529	23,161	0	492	0	492	0	23,652	0	0	0	117	08/15/2043	1.A
..3138AX-XV-8	FNMA POOL AJ6091 4.000% 12/01/41	03/01/2025	Paydown		2,607	2,607	2,790	2,726	0	(119)	0	(119)	0	2,607	0	0	0	16	12/01/2041	1.A
..3138E1-HX-8	FNMA POOL AJ8345 4.000% 12/01/41	03/01/2025	Paydown		2,607	2,607	2,789	2,742	0	(135)	0	(135)	0	2,607	0	0	0	16	12/01/2041	1.A
..3138EB-HM-8	FNMA POOL AK6544 3.000% 04/01/27	03/01/2025	Paydown		8,870	8,870	9,422	9,026	0	(156)	0	(156)	0	8,870	0	0	0	44	04/01/2027	1.A
..3138EG-HT-4	FNMA POOL AL0241 4.000% 04/01/41	03/01/2025	Paydown		3,287	3,287	3,531	3,466	0	(178)	0	(178)	0	3,287	0	0	0	22	04/01/2041	1.A
..3138EK-AR-6	FNMA POOL AL2715 3.500% 11/01/42	03/01/2025	Paydown		18,557	18,557	18,936	18,876	0	(319)	0	(319)	0	18,557	0	0	0	89	11/01/2042	1.A
..3138EK-NK-7	FNMA POOL AL3093 3.500% 02/01/43	03/01/2025	Paydown		6,106	6,106	6,469	6,374	0	(267)	0	(267)	0	6,106	0	0	0	37	02/01/2043	1.A
..3138EK-RG-2	FNMA POOL AL3186 5.500% 03/01/39	03/01/2025	Paydown		675	675	749	729	0	(53)	0	(53)	0	675	0	0	0	6	03/01/2039	1.A
..3138EK-U9-4	FNMA POOL AL3307 4.000% 11/01/42	03/01/2025	Paydown		7,010	7,010	7,291	7,227	0	(218)	0	(218)	0	7,010	0	0	0	50	11/01/2042	1.A
..3138EK-WE-1	FNMA POOL AL3344 4.500% 10/01/42	03/01/2025	Paydown		9,113	9,113	9,765	9,607	0	(494)	0	(494)	0	9,113	0	0	0	67	10/01/2042	1.A
..3138EL-BR-3	FNMA POOL AL3647 4.000% 12/01/42	03/01/2025	Paydown		2,970	2,970	3,170	3,114	0	(144)	0	(144)	0	2,970	0	0	0	20	12/01/2042	1.A
..3138EP-DB-7	FNMA POOL AL6397 3.500% 01/01/30	03/01/2025	Paydown		44,957	44,957	47,451	45,885	0	(928)	0	(928)	0	44,957	0	0	0	280	01/01/2030	1.A
..3138ER-HV-5	FNMA POOL AL9243 4.500% 06/01/44	03/01/2025	Paydown		17,790	17,790	19,227	18,992	0	(1,202)	0	(1,202)	0	17,790	0	0	0	117	06/01/2044	1.A
..3138ET-DS-2	FNMA POOL AL8212 4.000% 01/01/43	03/01/2025	Paydown		31,379	31,379	32,742	32,516	0	(1,137)	0	(1,137)	0	31,379	0	0	0	181	01/01/2043	1.A
..3138W9-WF-4	FNMA POOL AS0357 4.000% 09/01/43	03/01/2025	Paydown		24,446	24,446	26,038	25,741	0	(1,295)	0	(1,295)	0	24,446	0	0	0	171	09/01/2043	1.A
..3138WC-TN-3	FNMA POOL AS3256 4.000% 09/01/44	03/01/2025	Paydown		26,201	26,201	27,963	27,575	0	(1,374)	0	(1,374)	0	26,201	0	0	0	207	09/01/2044	1.A
..3138WD-2D-2	FNMA POOL AS4371 3.500% 02/01/45	03/01/2025	Paydown		5,719	5,719	5,870	5,843	0	(124)	0	(124)	0	5,719	0	0	0	29	02/01/2045	1.A
..3138WD-RW-3	FNMA POOL AS4100 4.500% 12/01/44	03/01/2025	Paydown		1,107	1,107	1,211	1,181	0	(74)	0	(74)	0	1,107	0	0	0	8	12/01/2044	1.A
..3138WE-RK-7	FNMA POOL AS4989 3.500% 05/01/45	03/01/2025	Paydown		10,606	10,606	10,907	10,857	0	(251)	0	(251)	0	10,606	0	0	0	62	05/01/2045	1.A
..3138WJ-GH-5	FNMA POOL AS8299 3.000% 11/01/46	03/01/2025	Paydown		25,602	25,602	25,478	25,488	0	114	0	114	0	25,602	0	0	0	119	11/01/2046	1.A
..3138Y3-MT-5	FNMA POOL AX2169 4.000% 11/01/44	03/01/2025	Paydown		5,629	5,629	5,997	5,961	0	(332)	0	(332)	0	5,629	0	0	0	38	11/01/2044	1.A
..31402Q-2V-2	FNMA POOL 735288 5.000% 03/01/35	03/01/2025	Paydown		2,998	2,998	3,256	3,154	0	(156)	0	(156)	0	2,998	0	0	0	26	03/01/2035	1.A
..31403D-DX-4	FNMA POOL 745418 5.500% 04/01/36	03/01/2025	Paydown		3,122	3,122	3,398	3,301	0	(178)	0	(178)	0	3,122	0	0	0	30	04/01/2036	1.A
..3140EV-VB-0	FNMA POOL BC1509 3.000% 08/01/46	03/01/2025	Paydown		20,110	20,110	20,990	20,825	0	(716)	0	(716)	0	20,110	0	0	0	93	08/01/2046	1.A
..3140H9-GH-0	FNMA POOL BJ7399 4.500% 11/01/48	03/01/2025	Paydown		3,465	3,465	3,569	3,555	0	(90)	0	(90)	0	3,465	0	0	0	24	11/01/2048	1.A
..3140HB-FH-6	FNMA POOL BJ9167 4.000% 05/01/48	03/01/2025	Paydown		8,376	8,376	8,550	8,535	0	(158)	0	(158)	0	8,376	0	0	0	67	05/01/2048	1.A

STATEMENT AS OF MARCH 31, 2025 OF THE Wellpoint Tennessee, Inc.

SCHEDULE D - PART 4

Show All Long-Term Bonds and Stock Sold, Redeemed or Otherwise Disposed of During the Current Quarter

1	2	3	4	5	6	7	8	9	Change In Book/Adjusted Carrying Value					15	16	17	18	19	20	21
									10	11	12	13	14							
CUSIP Ident-ification	Description	Disposal Date	Name of Purchaser	Number of Shares of Stock	Consid-eration	Par Value	Actual Cost	Prior Year Book/ Adjusted Carrying Value	Unrealized Valuation Increase/ (Decrease)	Current Year's (Amor-tization)/ Accretion	Current Year's Other Than Temporary Impairment Recog-nized	Total Change in Book/ Adjusted Carrying Value (10 + 11 - 12)	Total Foreign Exchange Change in Book /Adjusted Carrying Value	Book/ Adjusted Carrying Value at Disposal Date	Foreign Exchange Gain (Loss) on Disposal	Realized Gain (Loss) on Disposal	Total Gain (Loss) on Disposal	Bond Interest/ Stock Dividends Received During Year	Stated Con-tractual Maturity Date	NAIC Desig-nation, NAIC Desig-nation Modifier and SVO Admini-strative Symbol
..3140J9-D4-0	FNMA POOL BM4622 4.000% 09/01/48	03/01/2025	Paydown	14,152	14,152	14,133	14,1310200200	14,152000	106	09/01/2048	1.A
..3140J9-J9-3	FNMA POOL BM4787 4.000% 10/01/33	03/01/2025	Paydown	8,439	8,439	8,609	8,5540(115)0(115)0	8,439000	59	10/01/2033	1.A
..3140J9-UP-4	FNMA POOL BM5089 5.500% 02/01/30	03/01/2025	Paydown	21,395	21,395	22,906	22,2510(856)0(856)0	21,395000	192	02/01/2030	1.A
..3140QL-H4-1	FNMA POOL GB1150 3.000% 07/01/51	03/01/2025	Paydown	175,869	175,869	158,832	159,411016,458016,4580	175,869000	777	07/01/2051	1.A
..31412Q-2W-8	FNMA POOL 932389 4.500% 01/01/40	03/01/2025	Paydown	6,918	6,918	7,538	7,3740(456)0(456)0	6,918000	42	01/01/2040	1.A
..31416B-TA-6	FNMA POOL 995245 5.000% 01/01/39	03/01/2025	Paydown	4,573	4,573	5,002	4,8750(302)0(302)0	4,573000	41	01/01/2039	1.A
..31416C-D3-7	FNMA POOL 995722 5.000% 05/01/38	03/01/2025	Paydown	4,785	4,785	5,193	5,0620(277)0(277)0	4,785000	38	05/01/2038	1.A
..31416Y-XY-9	FNMA POOL AB3394 4.500% 08/01/41	03/01/2025	Paydown	1,461	1,461	1,587	1,5580(97)0(97)0	1,461000	11	08/01/2041	1.A
..31417G-CE-4	FNMA POOL AB9068 3.500% 04/01/43	03/01/2025	Paydown	5,787	5,787	6,148	6,0960(308)0(308)0	5,787000	36	04/01/2043	1.A
..31417G-CF-1	FNMA POOL AB9069 3.500% 04/01/43	03/01/2025	Paydown	3,248	3,248	3,457	3,3810(134)0(134)0	3,248000	19	04/01/2043	1.A
..31418A-6G-8	FNMA POOL MA1770 4.500% 02/01/44	03/01/2025	Paydown	4,538	4,538	4,871	4,8060(268)0(268)0	4,538000	34	02/01/2044	1.A
..31418A-JL-3	FNMA POOL MA1166 3.500% 09/01/32	03/01/2025	Paydown	8,235	8,235	8,735	8,4910(255)0(255)0	8,235000	49	09/01/2032	1.A
..31418D-MJ-8	FNMA POOL MA3960 3.000% 03/01/50	03/01/2025	Paydown	3,230	3,230	3,404	3,3880(158)0(158)0	3,230000	15	03/01/2050	1.A
..31418E-GG-9	FNMA POOL MA4698 3.000% 08/01/52	03/01/2025	Paydown	12,990	12,990	11,072	11,91801,91801,9180	12,990000	32	08/01/2052	1.A
..31419D-4K-4	FNMA POOL AE3525 4.000% 03/01/41	03/01/2025	Paydown	1,971	1,971	2,120	2,0670(96)0(96)0	1,971000	14	03/01/2041	1.A
..3142GQ-BQ-4	FHLMC POOL RJ0046 4.000% 10/01/53	03/01/2025	Paydown	2,437	2,437	2,099	2,105033103310	2,437000	16	10/01/2053	1.A
..3142GQ-BS-0	FHLMC POOL RJ0048 4.500% 10/01/53	03/01/2025	Paydown	16,969	16,969	15,109	15,15301,81601,8160	16,969000	126	10/01/2053	1.A
1039999999. Subtotal - Asset-Backed Securities - Financial Agency Residential Mortgage-Backed Securities - Not/Partially Guaranteed (Not Exempt from RBC)					1,180,594	1,180,594	1,133,638	1,116,698	0	52,827	0	52,827	0	1,180,594	0	0	0	6,486	XXX	XXX
..3132YB-X9-2	FHLMC POOL WE6104 3.720% 01/01/41	03/01/2025	Paydown	10,856	10,856	10,003	10,036082008200	10,856000	72	01/01/2041	1.A
..3132YB-XM-3	FHLMC POOL WE6084 4.900% 02/01/40	03/01/2025	Paydown	5,455	5,455	5,422	5,4230320320	5,455000	51	02/01/2040	1.A
..3132YB-XT-8	FHLMC POOL WE6090 5.210% 08/01/40	03/01/2025	Paydown	3,469	3,469	3,431	3,4330360360	3,469000	34	08/01/2040	1.A
..3137HB-2V-5	FREDDIE MAC MULTIFAMILY SERIES 2023-ML19 CLASS AUS 3.922% 12/25/36	03/01/2025	Paydown	19,491	19,491	17,694	17,83101,66001,6600	19,491000	132	12/25/2036	1.A
..3137HB-CD-4	FREDDIE MAC MULTIFAMILY SERIES 2023-ML20 CLASS AUS 4.136% 08/25/40	03/01/2025	Paydown	4,216	4,216	4,070	4,078013901390	4,216000	33	08/25/2040	1.A
..3137HD-JL-5	FREDDIE MAC MULTIFAMILY SERIES 2024-ML23 CLASS A 144A 4.288% 04/25/42	03/01/2025	Paydown	2,551	2,551	2,694	2,6900(139)0(139)0	2,551000	24	04/25/2042	1.A
1049999999. Subtotal - Asset-Backed Securities - Financial Agency Commercial Mortgage-Backed Securities - Not/Partially Guaranteed (Not Exempt from RBC)					46,038	46,038	43,314	43,491	0	2,548	0	2,548	0	46,038	0	0	0	346	XXX	XXX
..02660L-AB-6	AMERICAN HOME MORTGAGE ASSETS SERIES 2006-4 CLASS 1A12 4.474% 10/25/46	03/25/2025	Paydown	17,535	17,535	11,705	9,290	2,743	5,502	0	8,245	0	17,535	0	0	0	176	10/25/2046	1.A FM
..12662G-AC-2	CREDIT SUISSE MORTGAGE TRUST SERIES 2021-RPL4 CLASS A1 144A 4.796% 12/27/60	03/01/2025	Paydown	94,143	94,143	94,143	94,064	0	79	0	79	0	94,143	0	0	0	738	12/27/2060	2.B Z
..12669G-PR-6	COUNTRYWIDE HOME LOANS SERIES 2005-2 CLASS 2A1 5.233% 03/25/35	03/25/2025	Paydown	6,597	6,597	6,345	6,398	0	199	0	199	0	6,597	0	0	0	58	03/25/2035	1.A FM
..24381Y-AA-2	DEEPHAVEN RESIDENTIAL MORTGA SERIES 2022-3 CLASS A1 144A 5.300% 07/25/67	03/01/2025	Paydown	97,673	97,673	97,215	97,235	0	438	0	438	0	97,673	0	0	0	1,167	07/25/2067	1.A
..268432-AA-9	ELLINGTON FINANCIAL MORTGAGE T SERIES 2022-4 CLASS A1 144A 5.900% 09/25/67	03/01/2025	Paydown	190,447	190,447	188,133	188,412	0	2,035	0	2,035	0	190,447	0	0	0	1,738	09/25/2067	1.A
..52474H-AA-8	LEGACY MORTGAGE ASSET TRUST SERIES 2020-RPL1 CLASS A1 144A 3.000% 09/25/59	03/01/2025	Paydown	11,126	11,126	10,292	10,458	0	668	0	668	0	11,126	0	0	0	56	09/25/2059	1.A
..52475P-AA-9	LEGACY MORTGAGE ASSET TRUST SERIES 2021-SL1 CLASS A 144A 5.200% 09/25/60	02/25/2025	Paydown	114,463	114,463	114,462	114,463	0	0	0	0	0	114,463	0	0	0	813	09/25/2060	1.F Z
..542514-EU-4	LONG BEACH MORTGAGE LOAN TRU SERIES 2004-1 CLASS M1 4.698% 02/25/34	03/25/2025	Paydown	12,212	12,212	12,097	12,136	0	76	0	76	0	12,212	0	0	0	92	02/25/2034	1.A FM
..552751-AA-7	MFRA TRUST SERIES 2020-NQM2 CLASS A1 144A 1.381% 04/25/65	03/01/2025	Paydown	57,288	57,288	57,287	57,253	0	35	0	35	0	57,288	0	0	0	98	04/25/2065	1.A
..57645R-AA-9	MASTR ADJUSTABLE RATE MORTGA SERIES 2007-HF1 CLASS A1 4.914% 05/25/37	03/25/2025	Paydown	96,051	96,051	50,800	38,355	12,445	45,251	0	57,696	0	96,051	0	0	0	511	05/25/2037	1.A FM

STATEMENT AS OF MARCH 31, 2025 OF THE Wellpoint Tennessee, Inc.

SCHEDULE D - PART 4

Show All Long-Term Bonds and Stock Sold, Redeemed or Otherwise Disposed of During the Current Quarter

1	2	3	4	5	6	7	8	9	Change In Book/Adjusted Carrying Value					15	16	17	18	19	20	21
									10	11	12	13	14							
CUSIP Identification	Description	Disposal Date	Name of Purchaser	Number of Shares of Stock	Consideration	Par Value	Actual Cost	Prior Year Book/ Adjusted Carrying Value	Unrealized Valuation Increase/ (Decrease)	Current Year's (Amortization)/ Accretion	Current Year's Other Than Temporary Impairment Recognized	Total Change in Book/ Adjusted Carrying Value (10 + 11 - 12)	Total Foreign Exchange Change in Book /Adjusted Carrying Value	Book/ Adjusted Carrying Value at Disposal Date	Foreign Exchange Gain (Loss) on Disposal	Realized Gain (Loss) on Disposal	Total Gain (Loss) on Disposal	Bond Interest/ Stock Dividends Received During Year	Stated Contractual Maturity Date	NAIC Designation, NAIC Designation Modifier and SVO Administrative Symbol
..59981T-AC-9	MILL CITY MORTGAGE TRUST SERIES 2019-GS2 CLASS A1 144A 2.750% 08/25/59	03/01/2025	Paydown		8,542	8,542	7,864	8,080	0	462	0	462	0	8,542	0	0	0	38	08/25/2059	1.A
..61744C-HA-7	MORGAN STANLEY CAPITAL INC SERIES 2004-HE8 CLASS M1 5.477% 09/25/34	03/25/2025	Paydown		42,671	42,671	41,177	41,601	0	1,070	0	1,070	0	42,671	0	0	0	373	09/25/2034	1.A FM
..62917J-AA-8	NMLT TRUST SERIES 2021-INV2 CLASS A1 144A 1.162% 08/25/56	03/01/2025	Paydown		243,652	243,652	191,010	195,046	0	48,606	0	48,606	0	243,652	0	0	0	467	08/25/2056	1.A FE
..62955R-AA-3	NEW YORK MORTGAGE TRUST SERIES 2021-SP1 CLASS A1 144A 4.670% 08/25/61	03/01/2025	Paydown		77,865	77,865	77,865	77,865	0	0	0	0	0	77,865	0	0	0	689	08/25/2061	2.B Z
..64831E-AB-6	NEW RESIDENTIAL MORTGAGE LOAN SERIES 2021-NQ2R CLASS A2 144A 1.147% 10/25/58	03/01/2025	Paydown		71,973	71,973	71,973	71,948	0	25	0	25	0	71,973	0	0	0	152	10/25/2058	1.A
..64831E-AC-4	NEW RESIDENTIAL MORTGAGE LOAN SERIES 2021-NQ2R CLASS A3 144A 1.353% 10/25/58	03/01/2025	Paydown		52,118	52,118	52,118	52,097	0	21	0	21	0	52,118	0	0	0	130	10/25/2058	1.A
..64831H-AM-5	NEW RESIDENTIAL MORTGAGE LOAN SERIES 2023-NQM1 CLASS A1A 144 6.864% 10/25/63	03/01/2025	Paydown		79,155	79,155	79,154	79,133	0	23	0	23	0	79,155	0	0	0	858	10/25/2063	1.A
..64831M-AA-0	NEW RESIDENTIAL MORTGAGE LOAN SERIES 2022-NQM2 CLASS A1 144A 3.079% 03/27/62	03/01/2025	Paydown		89,945	89,945	80,894	82,109	0	7,835	0	7,835	0	89,945	0	0	0	423	03/27/2062	1.A
..74140Q-AA-6	PRETIUM MORTGAGE CREDIT PARTN SERIES 2021-RN1 CLASS A1 144A 1.830% 02/25/61	03/07/2025	Paydown		2,231,816	2,231,816	2,231,815	2,231,739	0	77	0	77	0	2,231,816	0	0	0	21,660	02/25/2061	2.B Z
..84751P-EU-9	SPECIALTY UNDERWRITING & RESID SERIES 2005-BC1 CLASS M4 5.651% 12/25/35	03/25/2025	Paydown		20,492	20,492	20,444	20,467	0	25	0	25	0	20,492	0	0	0	166	12/25/2035	1.A FM
..89176U-AN-4	TOWD POINT MORTGAGE TRUST SERIES 2020-2 CLASS A1A 144A 1.636% 04/25/60	03/01/2025	Paydown		9,341	9,341	8,167	8,384	0	957	0	957	0	9,341	0	0	0	26	04/25/2060	1.A
..89177H-AA-0	TOWD POINT MORTGAGE TRUST SERIES 2019-HY2 CLASS A1 144A 7.572% 05/25/58	03/25/2025	Paydown		48,201	48,201	48,570	48,388	0	(187)	0	(187)	0	48,201	0	0	0	546	05/25/2058	1.A
1059999999. Subtotal - Asset-Backed Securities - Financial Asset-Backed - Self-Liquidating - Non-Agency Residential Mortgage-Backed Securities (Unaffiliated)					3,673,306	3,673,306	3,553,530	3,544,921	15,188	113,197	0	128,385	0	3,673,306	0	0	0	30,975	XXX	XXX
..03880R-AA-7	ARBOR REALTY COLLATERALIZED LO SERIES 2021-FL4 CLASS A 144A 5.571% 11/15/36	02/17/2025	Paydown		31,586	31,586	31,586	31,586	0	0	0	0	0	31,586	0	0	0	197	11/15/2036	1.A FE
..00500R-AA-3	ACREC 2021-FL1 LTD SERIES 2021-FL1 CLASS A 144A 5.583% 10/16/36	01/16/2025	Paydown		707,447	707,447	702,838	707,447	0	0	0	0	0	707,447	0	0	0	3,325	10/16/2036	1.A FE
..91835R-AA-8	VMC FINANCE LLC SERIES 2021-FL4 CLASS A 144A 5.340% 06/16/36	03/18/2025	Paydown		309,261	309,261	309,261	309,261	0	0	0	0	0	309,261	0	0	0	4,274	06/16/2036	1.A FE
1079999999. Subtotal - Asset-Backed Securities - Financial Asset-Backed - Self-Liquidating - Non-Agency Commercial Mortgage-Backed Securities (Unaffiliated)					1,048,294	1,048,294	1,043,685	1,048,294	0	0	0	0	0	1,048,294	0	0	0	7,796	XXX	XXX
..50202K-AA-4	LADDER CAPITAL COMMERCIAL MOR SERIES 2021-FL2 CLASS A 144A 5.519% 12/13/38	02/17/2025	Paydown		92,294	92,294	92,294	92,294	0	0	0	0	0	92,294	0	0	0	465	12/13/2038	1.A FE
1099999999. Subtotal - Asset-Backed Securities - Financial Asset-Backed - Self-Liquidating - Non-Agency - CLOs/CBOs/CDOs (Unaffiliated)					92,294	92,294	92,294	92,294	0	0	0	0	0	92,294	0	0	0	465	XXX	XXX
..20268W-AA-2	COMMONBOND STUDENT LOAN T SERIES 2021-AGS CLASS A 144A 1.200% 03/25/52	03/25/2025	Paydown		74,732	74,732	59,459	61,751	0	12,981	0	12,981	0	74,732	0	0	0	149	03/25/2052	1.A FE
1119999999. Subtotal - Asset-Backed Securities - Financial Asset-Backed - Self-Liquidating - Other Financial Asset-Backed Securities - Self-Liquidating (Unaffiliated)					74,732	74,732	59,459	61,751	0	12,981	0	12,981	0	74,732	0	0	0	149	XXX	XXX
..78449A-AA-0	SLAM 2021 1 LLC SERIES 2021-1A CLASS A 144A 2.434% 06/15/46	03/15/2025	Paydown		15,600	15,600	15,599	15,600	0	0	0	0	0	15,600	0	0	0	63	06/15/2046	1.F FE
1519999999. Subtotal - Asset-Backed Securities - Non-Financial Asset-Backed Securities - Practical Expedient - Lease-Backed Securities - Practical Expedient (Unaffiliated)					15,600	15,600	15,599	15,600	0	0	0	0	0	15,600	0	0	0	63	XXX	XXX
..864300-AA-6	SUBWAY FUNDING LLC SERIES 2024-1A CLASS A21 144A 6.028% 07/30/54	01/15/2025	Paydown		7,500	7,500	7,500	7,500	0	0	0	0	0	7,500	0	0	0	113	07/30/2054	2.B FE
1539999999. Subtotal - Asset-Backed Securities - Non-Financial Asset-Backed Securities - Practical Expedient - Other Non-Financial Asset-Backed Securities Securities - Practical Expedient (Unaffiliated)					7,500	7,500	7,500	7,500	0	0	0	0	0	7,500	0	0	0	113	XXX	XXX

STATEMENT AS OF MARCH 31, 2025 OF THE Wellpoint Tennessee, Inc.

SCHEDULE D - PART 4

Show All Long-Term Bonds and Stock Sold, Redeemed or Otherwise Disposed of During the Current Quarter

1	2	3	4	5	6	7	8	9	Change In Book/Adjusted Carrying Value					15	16	17	18	19	20	21
									10	11	12	13	14							
CUSIP Ident- ification	Description	Disposal Date	Name of Purchaser	Number of Shares of Stock	Consid- eration	Par Value	Actual Cost	Prior Year Book/ Adjusted Carrying Value	Unrealized Valuation Increase/ (Decrease)	Current Year's (Amor- tization)/ Accretion	Current Year's Other Than Temporary Impairment Recog- nized	Total Change in Book/ Adjusted Carrying Value (10 + 11 - 12)	Total Foreign Exchange Change in Book /Adjusted Carrying Value	Book/ Adjusted Carrying Value at Disposal Date	Foreign Exchange Gain (Loss) on Disposal	Realized Gain (Loss) on Disposal	Total Gain (Loss) on Disposal	Bond Interest/ Stock Dividends Received During Year	Stated Con- tractual Maturity Date	NAIC Desig- nation, NAIC Desig- nation Modifier and SVO Admini- strative Symbol
1889999999. Total - Asset-Backed Securities (Unaffiliated)					6,178,230	6,178,230	5,991,209	5,972,275	15,188	179,698	0	194,886	0	6,178,230	0	0	0	46,661	XXX	XXX
1899999999. Total - Asset-Backed Securities (Affiliated)					0	0	0	0	0	0	0	0	0	0	0	0	0	0	XXX	XXX
1909999997. Total - Asset-Backed Securities - Part 4					6,178,230	6,178,230	5,991,209	5,972,275	15,188	179,698	0	194,886	0	6,178,230	0	0	0	46,661	XXX	XXX
1909999998. Total - Asset-Backed Securities - Part 5					XXX	XXX	XXX	XXX	XXX	XXX	XXX	XXX	XXX	XXX	XXX	XXX	XXX	XXX	XXX	XXX
1909999999. Total - Asset-Backed Securities					6,178,230	6,178,230	5,991,209	5,972,275	15,188	179,698	0	194,886	0	6,178,230	0	0	0	46,661	XXX	XXX
2009999999. Total - Issuer Credit Obligations and Asset-Backed Securities					17,555,231	17,994,873	17,862,634	16,039,040	793,272	186,304	0	979,576	0	18,052,767	0	(524,152)	(524,152)	326,267	XXX	XXX
4509999997. Total - Preferred Stocks - Part 4					0	XXX	0	0	0	0	0	0	0	0	0	0	0	0	XXX	XXX
4509999998. Total - Preferred Stocks - Part 5					XXX	XXX	XXX	XXX	XXX	XXX	XXX	XXX	XXX	XXX	XXX	XXX	XXX	XXX	XXX	XXX
4509999999. Total - Preferred Stocks					0	XXX	0	0	0	0	0	0	0	0	0	0	0	0	XXX	XXX
5989999997. Total - Common Stocks - Part 4					0	XXX	0	0	0	0	0	0	0	0	0	0	0	0	XXX	XXX
5989999998. Total - Common Stocks - Part 5					XXX	XXX	XXX	XXX	XXX	XXX	XXX	XXX	XXX	XXX	XXX	XXX	XXX	XXX	XXX	XXX
5989999999. Total - Common Stocks					0	XXX	0	0	0	0	0	0	0	0	0	0	0	0	XXX	XXX
5999999999. Total - Preferred and Common Stocks					0	XXX	0	0	0	0	0	0	0	0	0	0	0	0	XXX	XXX
6009999999 - Totals					17,555,231	XXX	17,862,634	16,039,040	793,272	186,304	0	979,576	0	18,052,767	0	(524,152)	(524,152)	326,267	XXX	XXX

Schedule DB - Part A - Section 1 - Options, Caps, Floors, Collars, Swaps and Forwards Open
N O N E

Schedule DB - Part B - Section 1 - Futures Contracts Open
N O N E

Schedule DB - Part B - Section 1B - Brokers with whom cash deposits have been made
N O N E

Schedule DB - Part D - Section 1 - Counterparty Exposure for Derivative Instruments Open
N O N E

Schedule DB - Part D-Section 2 - Collateral for Derivative Instruments Open - Pledged By
N O N E

Schedule DB - Part D-Section 2 - Collateral for Derivative Instruments Open - Pledged To
N O N E

Schedule DB - Part E - Derivatives Hedging Variable Annuity Guarantees
N O N E

SCHEDULE DL - PART 1
SECURITIES LENDING COLLATERAL ASSETS

Reinvested Collateral Assets Owned Current Statement Date
(Securities lending collateral assets reported in aggregate on Line 10 of the Assets page (Line 9 for Separate Accounts)
and not included on Schedules A, B, BA, D, DB and E)

1	2	3	4	5	6	7
CUSIP Identification	Description	Restricted Asset Code	NAIC Designation, NAIC Designation Modifier and SVO Administrative Symbol	Fair Value	Book/Adjusted Carrying Value	Maturity Date
912810-RF-7	UNITED STATES OF AMERICA BOND FIXED 1.375% 15/FEB/2044 USD 100		1.A	194,199	194,199	02/15/2044
912810-RL-4	UNITED STATES OF AMERICA BOND FIXED 0.75% 15/FEB/2045 USD 100		1.A	99,541	99,541	02/15/2045
912810-SH-2	UNITED STATES OF AMERICA BOND FIXED 2.875% 15/MAY/2049 USD 100		1.A	102,295	102,295	05/15/2049
912810-SK-5	UNITED STATES OF AMERICA BOND FIXED 2.375% 15/NOV/2049 USD 100		1.A	6,954	6,954	11/15/2049
912810-SP-4	UNITED STATES OF AMERICA BOND FIXED 1.375% 15/AUG/2050 USD 100		1.A	33,431	33,431	08/15/2050
912810-SR-0	UNITED STATES OF AMERICA BOND FIXED 1.125% 15/MAY/2040 USD 100		1.A	12,256	12,256	05/15/2040
912810-SX-7	UNITED STATES OF AMERICA BOND FIXED 2.375% 15/MAY/2051 USD 100		1.A	49,165	49,165	05/15/2051
912810-SY-5	UNITED STATES OF AMERICA BOND FIXED 2.25% 15/MAY/2041 USD 100		1.A	2,889	2,889	05/15/2041
912810-SZ-2	UNITED STATES OF AMERICA BOND FIXED 2% 15/AUG/2051 USD 100		1.A	23,938	23,938	08/15/2051
912810-TA-6	UNITED STATES OF AMERICA BOND FIXED 1.75% 15/AUG/2041 USD 100		1.A	79,562	79,562	08/15/2041
912810-TB-4	UNITED STATES OF AMERICA BOND FIXED 1.875% 15/NOV/2051 USD 100		1.A	64,999	64,999	11/15/2051
912810-TH-1	UNITED STATES OF AMERICA BOND FIXED 3.25% 15/MAY/2042 USD 100		1.A	36,242	36,242	05/15/2042
912810-TM-0	UNITED STATES OF AMERICA BOND FIXED 4% 15/NOV/2042 USD 100		1.A	4,371	4,371	11/15/2042
912810-TP-3	UNITED STATES OF AMERICA BOND FIXED 1.5% 15/FEB/2053 USD 100		1.A	40,947	40,947	02/15/2053
912810-TQ-1	UNITED STATES OF AMERICA BOND FIXED 3.875% 15/FEB/2043 USD 100		1.A	9,114	9,114	02/15/2043
912810-TS-7	UNITED STATES OF AMERICA BOND FIXED 3.875% 15/MAY/2043 USD 100		1.A	7,507	7,507	05/15/2043
912810-UC-0	UNITED STATES OF AMERICA BOND FIXED 4.25% 15/AUG/2054 USD 100		1.A	7,254	7,254	08/15/2054
912828-6S-4	UNITED STATES OF AMERICA NOTES FIXED 2.375% 30/APR/2026 USD 100		1.A	5,678	5,678	04/30/2026
912828-6T-2	UNITED STATES OF AMERICA NOTES FIXED 2.375% 15/MAY/2029 USD 100		1.A	265	265	05/15/2029
912828-7B-0	UNITED STATES OF AMERICA NOTES FIXED 1.875% 30/JUN/2026 USD 100		1.A	2,983	2,983	06/30/2026
912828-VD-6	UNITED STATES OF AMERICA NOTES FIXED 1.375% 31/AUG/2026 USD 100		1.A	4,476	4,476	08/31/2026
912828-YS-3	UNITED STATES OF AMERICA NOTES FIXED 1.75% 15/NOV/2029 USD 100		1.A	12,382	12,382	11/15/2029
912828-Z3-7	UNITED STATES OF AMERICA NOTES FIXED 0.125% 15/JAN/2030 USD 100		1.A	77,382	77,382	01/15/2030
912828-Z9-4	UNITED STATES OF AMERICA NOTES FIXED 1.5% 15/FEB/2030 USD 100		1.A	839	839	02/15/2030
912828-ZE-3	UNITED STATES OF AMERICA NOTES FIXED 0.625% 31/MAR/2027 USD 100		1.A	4,927	4,927	03/31/2027
91282C-AH-4	UNITED STATES OF AMERICA NOTES FIXED 0.5% 31/AUG/2027 USD 100		1.A	252	252	08/31/2027
91282C-AL-5	UNITED STATES OF AMERICA NOTES FIXED 0.375% 30/SEP/2027 USD 100		1.A	1,949	1,949	09/30/2027
91282C-BP-5	UNITED STATES OF AMERICA NOTES FIXED 1.125% 29/FEB/2028 USD 100		1.A	6,608	6,608	02/29/2028
91282C-BS-9	UNITED STATES OF AMERICA NOTES FIXED 1.25% 31/MAR/2028 USD 100		1.A	23,179	23,179	03/31/2028
91282C-CA-7	UNITED STATES OF AMERICA NOTES FIXED 0.125% 15/APR/2026 USD 100		1.A	18,226	18,226	04/15/2026
91282C-CE-9	UNITED STATES OF AMERICA NOTES FIXED 1.25% 31/MAY/2028 USD 100		1.A	13,834	13,834	05/31/2028
91282C-CE-9	UNITED STATES OF AMERICA NOTES FIXED 1.25% 31/MAY/2028 USD 100		1.A	.6	.6	05/31/2028
91282C-CH-2	UNITED STATES OF AMERICA NOTES FIXED 1.25% 30/JUN/2028 USD 100		1.A	13,840	13,840	06/30/2028
91282C-CJ-8	UNITED STATES OF AMERICA NOTES FIXED 0.875% 30/JUN/2026 USD 100		1.A	5,211	5,211	06/30/2026
91282C-CY-4	UNITED STATES OF AMERICA NOTES FIXED 0.625% 31/JUL/2026 USD 100		1.A	19,982	19,982	07/31/2026
91282C-CR-0	UNITED STATES OF AMERICA NOTES FIXED 1% 31/JUL/2028 USD 100		1.A	12,738	12,738	07/31/2028
91282C-CS-8	UNITED STATES OF AMERICA NOTES FIXED 1.25% 15/AUG/2031 USD 100		1.A	81,146	81,146	08/15/2031
91282C-CV-1	UNITED STATES OF AMERICA NOTES FIXED 1.125% 31/AUG/2028 USD 100		1.A	13,686	13,686	08/31/2028
91282C-CZ-2	UNITED STATES OF AMERICA NOTES FIXED 0.875% 30/SEP/2026 USD 100		1.A	.607	.607	09/30/2026
91282C-DC-2	UNITED STATES OF AMERICA NOTES FIXED 0.125% 15/OCT/2026 USD 100		1.A	15,796	15,796	10/15/2026
91282C-DY-4	UNITED STATES OF AMERICA NOTES FIXED 1.875% 15/FEB/2032 USD 100		1.A	35,914	35,914	02/15/2032
91282C-EJ-6	UNITED STATES OF AMERICA NOTES FIXED 0.125% 15/APR/2027 USD 100		1.A	35,316	35,316	04/15/2027
91282C-GH-8	UNITED STATES OF AMERICA NOTES FIXED 3.5% 31/JAN/2028 USD 100		1.A	94,395	94,395	01/31/2028
91282C-GP-0	UNITED STATES OF AMERICA NOTES FIXED 4% 29/FEB/2028 USD 100		1.A	30,046	30,046	02/29/2028
91282C-GZ-8	UNITED STATES OF AMERICA NOTES FIXED 3.5% 30/APR/2030 USD 100		1.A	96,430	96,430	04/30/2030
91282C-HA-2	UNITED STATES OF AMERICA NOTES FIXED 3.5% 30/APR/2028 USD 100		1.A	13,814	13,814	04/30/2028
91282C-HX-2	UNITED STATES OF AMERICA NOTES FIXED 4.375% 31/AUG/2028 USD 100		1.A	19,054	19,054	08/31/2028
91282C-JG-7	UNITED STATES OF AMERICA NOTES FIXED 4.875% 31/OCT/2030 USD 100		1.A	5,397	5,397	10/31/2030
91282C-KD-2	UNITED STATES OF AMERICA NOTES FIXED 4.25% 28/FEB/2029 USD 100		1.A	19,985	19,985	02/28/2029
91282C-KN-0	UNITED STATES OF AMERICA NOTES FIXED 4.625% 30/APR/2031 USD 100		1.A	16,379	16,379	04/30/2031
0019999999. Subtotal - Issuer Credit Obligations (Schedule D, Part 1, Section 1 type) - U.S. Government Obligations (Exempt from RBC)				1,477,388	1,477,388	XXX
0489999999. Total - Issuer Credit Obligations (Schedule D, Part 1, Section 1 type) - (Unaffiliated)				1,477,388	1,477,388	XXX
0499999999. Total - Issuer Credit Obligations (Schedule D, Part 1, Section 1 type) - (Affiliated)				0	0	XXX
0509999999. Total - Issuer Credit Obligations (Schedule D, Part 1, Section 1 type)				1,477,388	1,477,388	XXX
1889999999. Total - Asset-Backed Securities (Schedule D, Part 1, Section 2 type) - (Unaffiliated)				0	0	XXX
1899999999. Total - Asset-Backed Securities (Schedule D, Part 1, Section 2 type) - (Affiliated)				0	0	XXX
1909999999. Total - Asset-Backed Securities (Schedule D, Part 1, Section 2 type)				0	0	XXX
2009999999. Total - Issuer Credit Obligations and Asset-Backed Securities				1,477,388	1,477,388	XXX
4109999999. Total - Preferred Stocks (Schedule D, Part 2, Section 1 type) - Industrial and Miscellaneous (Unaffiliated)				0	0	XXX
4409999999. Total - Preferred Stocks (Schedule D, Part 2, Section 1 type) - Parent, Subsidiaries and Affiliates				0	0	XXX
4509999999. Total - Preferred Stocks (Schedule D, Part 2, Section 1 type)				0	0	XXX
5109999999. Total - Common Stocks (Schedule D, Part 2, Section 2 type) - Industrial and Miscellaneous (Unaffiliated)				0	0	XXX
5409999999. Total - Common Stocks (Schedule D, Part 2, Section 2 type) - Mutual Funds				0	0	XXX
5609999999. Total - Common Stocks (Schedule D, Part 2, Section 2 type) - Unit Investment Trusts				0	0	XXX
5809999999. Total - Common Stocks (Schedule D, Part 2, Section 2 type) - Closed-End Funds				0	0	XXX
5979999999. Total - Common Stocks (Schedule D, Part 2, Section 2 type) - Parent, Subsidiaries and Affiliates				0	0	XXX
5989999999. Total - Common Stocks (Schedule D, Part 2, Section 2 type)				0	0	XXX
5999999999. Total - Preferred and Common Stocks				0	0	XXX
000000-00-0	PROTECTIVE LIFE INSURANCE COMPANY		1.D	121,455	121,455	06/30/2025
000000-00-0	PROTECTIVE LIFE INSURANCE COMPANY		1.D	35,672	35,672	06/30/2025
000000-00-0	BOFA SECURITIES, INC		1.E	3,534,328	3,534,328	07/01/2025
000000-00-0	BOFA SECURITIES, INC		1.E	364,364	364,364	07/01/2025
000000-00-0	BOFA SECURITIES, INC		1.E	3,643,637	3,643,637	07/01/2025
000000-00-0	BOFA SECURITIES, INC		1.E	1,038,068	1,038,068	07/01/2025
000000-00-0	BOFA SECURITIES, INC		1.E	107,017	107,017	07/01/2025
000000-00-0	BOFA SECURITIES, INC		1.E	1,070,173	1,070,173	07/01/2025
000000-00-0	PERSHING LLC		1.E	1,214,546	1,214,546	08/04/2025
000000-00-0	PERSHING LLC		1.E	971,636	971,636	08/04/2025
000000-00-0	PERSHING LLC		1.E	356,724	356,724	08/04/2025
000000-00-0	PERSHING LLC		1.E	285,380	285,380	08/04/2025
000000-00-0	AUSTRALIA NEW ZEALAND		1.D	607,309	607,273	12/22/2025
000000-00-0	AUSTRALIA NEW ZEALAND		1.D	178,373	178,362	12/22/2025
000000-00-0	ING (US) Funding LLC		1.F	728,690	728,727	09/25/2025
000000-00-0	ING (US) Funding LLC		1.F	214,024	214,035	09/25/2025
000000-00-0	THUNDER BAY FUNDING LLC		1.F	241,007	240,249	06/03/2025
000000-00-0	THUNDER BAY FUNDING LLC		1.F	70,786	70,564	06/03/2025
000000-00-0	UNITED STATES OF AMERICA BILL ZERO CPN 02/OCT/2025 USD 100		1.A	.2	.2	10/02/2025
000000-00-0	UNITED STATES OF AMERICA NOTES FIXED 0.375% 30/NOV/2025 USD 100		1.A	24,835	24,835	11/30/2025
000000-00-0	UNITED STATES OF AMERICA NOTES FIXED 0.5% 28/FEB/2026 USD 100		1.A	36,653	36,653	02/28/2026
000000-00-0	UNITED STATES OF AMERICA NOTES FIXED 5% 31/AUG/2025 USD 100		1.A	34,071	34,071	08/31/2025
000000-00-0	UNITED STATES OF AMERICA NOTES FIXED 4.625% 28/FEB/2026 USD 100		1.A	516	516	02/28/2026

SCHEDULE DL - PART 1
SECURITIES LENDING COLLATERAL ASSETS

Reinvested Collateral Assets Owned Current Statement Date
(Securities lending collateral assets reported in aggregate on Line 10 of the Assets page (Line 9 for Separate Accounts)
and not included on Schedules A, B, BA, D, DB and E)

1	2	3	4	5	6	7
CUSIP Identification	Description	Restricted Asset Code	NAIC Designation, NAIC Designation Modifier and SVO Administrative Symbol	Fair Value	Book/Adjusted Carrying Value	Maturity Date
9509999999	Subtotal - Short-Term Invested Assets (Schedule DA, Part 1 type)			14,879,265	14,878,286	XXX
000000-00-0	ABN Amro Bank N.V.			340,073	340,073	04/01/2025
000000-00-0	BANCO SANTANDER SA NY			388,655	388,655	04/01/2025
000000-00-0	CANADIAN IMPERIAL BANK TOR			415,778	415,778	04/01/2025
000000-00-0	DNB NOR BANK ASA NEW YORK			410,479	410,479	04/01/2025
000000-00-0	DZ BANK AG NEW YORK			121,455	121,455	04/01/2025
000000-00-0	FIRST ABU DHABI BANK USA NV			485,818	485,818	04/01/2025
000000-00-0	LANDESBANK BADEN-WURTEMBERG LDN			607,273	607,273	04/01/2025
000000-00-0	MIZUHO BANK LIMITED LONDON			291,491	291,491	04/01/2025
000000-00-0	NORDEA BANK ABP, NEW YORK BRANCH			412,945	412,945	04/01/2025
000000-00-0	RABOBANK NETHERLANDS			340,073	340,073	04/01/2025
000000-00-0	RABOBANK NEW YORK			24,291	24,291	04/01/2025
000000-00-0	SKANDI NY			315,782	315,782	04/01/2025
000000-00-0	SVENSKA NY			315,782	315,782	04/01/2025
000000-00-0	ABN Amro Bank N.V.			99,883	99,883	04/01/2025
000000-00-0	BANCO SANTANDER SA NY			114,152	114,152	04/01/2025
000000-00-0	CANADIAN IMPERIAL BANK TOR			122,118	122,118	04/01/2025
000000-00-0	DNB NOR BANK ASA NEW YORK			120,562	120,562	04/01/2025
000000-00-0	DZ BANK AG NEW YORK			35,672	35,672	04/01/2025
000000-00-0	FIRST ABU DHABI BANK USA NV			142,690	142,690	04/01/2025
000000-00-0	LANDESBANK BADEN-WURTEMBERG LDN			178,362	178,362	04/01/2025
000000-00-0	MIZUHO BANK LIMITED LONDON			85,614	85,614	04/01/2025
000000-00-0	NORDEA BANK ABP, NEW YORK BRANCH			121,286	121,286	04/01/2025
000000-00-0	RABOBANK NETHERLANDS			99,883	99,883	04/01/2025
000000-00-0	RABOBANK NEW YORK			7,134	7,134	04/01/2025
000000-00-0	SKANDI NY			92,748	92,748	04/01/2025
000000-00-0	SVENSKA NY			92,748	92,748	04/01/2025
000000-00-0	NATL BANK CANADA			1,020,218	1,020,218	04/07/2025
000000-00-0	NATL BANK CANADA			299,649	299,649	04/07/2025
000000-00-0	BANK OF MONTREAL, LONDON			485,172	483,261	04/11/2025
000000-00-0	BANK OF MONTREAL, LONDON			142,500	141,939	04/11/2025
000000-00-0	SUMITOMO MITSUI TRUST BANK LTD, LDN			483,219	480,520	05/14/2025
000000-00-0	SUMITOMO MITSUI TRUST BANK LTD, LDN			141,926	141,134	05/14/2025
000000-00-0	SUMITOMO MITSUI TRUST BANK LTD, LDN			484,166	480,390	04/28/2025
000000-00-0	SUMITOMO MITSUI TRUST BANK LTD, LDN			142,205	141,096	04/28/2025
000000-00-0	SUMITOMO MITSUI TRUST BANK LTD, LDN			242,943	242,909	06/06/2025
000000-00-0	SUMITOMO MITSUI TRUST BANK LTD, LDN			71,355	71,345	06/06/2025
000000-00-0	Mitsubishi UFJ Trust & Bank Co			361,259	358,915	06/09/2025
000000-00-0	Mitsubishi UFJ Trust & Bank Co			106,106	105,417	06/09/2025
000000-00-0	CIC LONDON			459,169	450,984	05/12/2025
000000-00-0	CIC LONDON			134,863	132,459	05/12/2025
000000-00-0	NATIONAL AUSTRALIA BANK LONDON			364,480	364,364	05/21/2025
000000-00-0	NATIONAL AUSTRALIA BANK LONDON			107,052	107,017	05/21/2025
000000-00-0	RABOBANK LONDON			388,837	388,655	07/03/2025
000000-00-0	RABOBANK LONDON			114,205	114,152	07/03/2025
000000-00-0	RABOBANK LONDON			364,321	364,364	02/04/2026
000000-00-0	RABOBANK LONDON			107,005	107,017	02/04/2026
000000-00-0	RABOBANK LONDON			364,579	364,364	07/30/2025
000000-00-0	RABOBANK LONDON			242,857	242,909	08/12/2025
000000-00-0	RABOBANK LONDON			107,080	107,017	07/30/2025
000000-00-0	RABOBANK LONDON			71,330	71,345	08/12/2025
000000-00-0	BANK OF AMERICA NA			607,305	607,273	07/09/2025
000000-00-0	BANK OF AMERICA NA			178,372	178,362	07/09/2025
000000-00-0	BANK OF MONTREAL CHICAGO			243,068	242,909	08/07/2025
000000-00-0	BANK OF MONTREAL CHICAGO			71,392	71,345	08/07/2025
000000-00-0	BANK OF MONTREAL CHICAGO			145,811	145,745	01/08/2026
000000-00-0	BANK OF MONTREAL CHICAGO			42,826	42,807	01/08/2026
000000-00-0	BANK OF MONTREAL CHICAGO			364,735	364,364	11/06/2025
000000-00-0	BANK OF MONTREAL CHICAGO			107,126	107,017	11/06/2025
000000-00-0	BANK OF NOVA SCOTIA HOUSTON			485,906	485,818	05/02/2025
000000-00-0	BANK OF NOVA SCOTIA HOUSTON			142,715	142,690	05/02/2025
000000-00-0	BANK OF NOVA SCOTIA HOUSTON			243,094	242,909	11/06/2025
000000-00-0	BANK OF NOVA SCOTIA HOUSTON			71,399	71,345	11/06/2025
000000-00-0	BARCLAYS NEW YORK			728,939	728,727	07/30/2025
000000-00-0	BARCLAYS NEW YORK			214,097	214,035	07/30/2025
000000-00-0	CIBC NY			729,218	728,727	09/23/2025
000000-00-0	CIBC NY			214,179	214,035	09/23/2025
000000-00-0	CIBC NY			364,422	364,364	01/23/2026
000000-00-0	CIBC NY			107,034	107,017	01/23/2026
000000-00-0	CIBC NY			728,528	728,727	12/05/2025
000000-00-0	CIBC NY			213,976	214,035	12/05/2025
000000-00-0	COMMONWEALTH BANK AUS, NEW YORK			485,844	485,818	04/10/2025
000000-00-0	COMMONWEALTH BANK AUS, NEW YORK			142,697	142,690	04/10/2025
000000-00-0	COMMONWEALTH BANK AUS, NEW YORK			364,478	364,364	01/16/2026
000000-00-0	COMMONWEALTH BANK AUS, NEW YORK			107,051	107,017	01/16/2026
000000-00-0	CREDIT AGRICOLE CIB, NY			97,169	97,164	05/01/2025
000000-00-0	CREDIT AGRICOLE CIB, NY			28,540	28,538	05/01/2025
000000-00-0	CIC NY			121,458	121,455	04/28/2025
000000-00-0	CIC NY			35,674	35,672	04/28/2025
000000-00-0	CIC NY			364,389	364,364	08/07/2025
000000-00-0	CIC NY			107,025	107,017	08/07/2025
000000-00-0	MUFG Bank Ltd, New York Branch			364,326	364,364	09/08/2025
000000-00-0	MUFG Bank Ltd, New York Branch			107,006	107,017	09/08/2025
000000-00-0	MIT UFJ TR NY			340,342	340,330	08/08/2025
000000-00-0	MIT UFJ TR NY			99,962	99,958	08/08/2025
000000-00-0	MIT UFJ TR NY			242,949	243,060	07/16/2025
000000-00-0	MIT UFJ TR NY			71,357	71,389	07/16/2025
000000-00-0	MIT UFJ TR NY			485,863	486,226	08/25/2025
000000-00-0	MIT UFJ TR NY			142,703	142,810	08/25/2025
000000-00-0	MIZUHO BANK LIMITED NEW YORK			218,611	218,625	07/22/2025
000000-00-0	MIZUHO BANK LIMITED NEW YORK			64,208	64,212	07/22/2025
000000-00-0	OCBC NEW YORK			242,823	243,259	12/05/2025
000000-00-0	OCBC NEW YORK			71,320	71,448	12/05/2025
000000-00-0	OCBC NEW YORK			607,058	607,273	12/05/2025
000000-00-0	OCBC NEW YORK			178,299	178,362	12/05/2025
000000-00-0	OCBC NEW YORK			242,854	242,909	12/15/2025

SCHEDULE DL - PART 1
SECURITIES LENDING COLLATERAL ASSETS

Reinvested Collateral Assets Owned Current Statement Date
(Securities lending collateral assets reported in aggregate on Line 10 of the Assets page (Line 9 for Separate Accounts)
and not included on Schedules A, B, BA, D, DB and E)

1	2	3	4	5	6	7
CUSIP Identification	Description	Restricted Asset Code	NAIC Designation, NAIC Designation Modifier and SVO Administrative Symbol	Fair Value	Book/Adjusted Carrying Value	Maturity Date
000000-00-0	OCBC NEW YORK			71,329	71,345	12/15/2025
000000-00-0	ROYAL BANK OF CANADA NY			389,133	388,655	02/02/2026
000000-00-0	ROYAL BANK OF CANADA NY			114,292	114,152	02/02/2026
000000-00-0	ROYAL BANK OF CANADA NY			607,406	607,273	12/12/2025
000000-00-0	ROYAL BANK OF CANADA NY			178,401	178,362	12/12/2025
000000-00-0	ROYAL BANK OF CANADA NY			242,937	242,909	04/22/2025
000000-00-0	ROYAL BANK OF CANADA NY			71,353	71,345	04/22/2025
000000-00-0	ROYAL BANK OF CANADA NY			534,504	534,400	05/08/2025
000000-00-0	ROYAL BANK OF CANADA NY			156,989	156,959	05/08/2025
000000-00-0	ROYAL BANK OF CANADA NY			364,695	364,364	08/15/2025
000000-00-0	ROYAL BANK OF CANADA NY			107,115	107,017	08/15/2025
000000-00-0	SUMITOMO MITSUI BANKING CORP NY			364,459	364,364	07/09/2025
000000-00-0	SUMITOMO MITSUI BANKING CORP NY			107,045	107,017	07/09/2025
000000-00-0	SUMITOMO MITSUI BANKING CORP NY			364,457	364,364	07/30/2025
000000-00-0	SUMITOMO MITSUI BANKING CORP NY			107,045	107,017	07/30/2025
000000-00-0	SUMITOMO MITSUI BANKING CORP NY			242,988	242,909	10/01/2025
000000-00-0	SUMITOMO MITSUI BANKING CORP NY			71,368	71,345	10/01/2025
000000-00-0	SVENSKA NY			242,963	242,909	05/15/2025
000000-00-0	SVENSKA NY			71,361	71,345	05/15/2025
000000-00-0	SVENSKA NY			486,012	485,818	01/21/2026
000000-00-0	SVENSKA NY			142,747	142,690	01/21/2026
000000-00-0	SVENSKA NY			437,144	437,236	12/12/2025
000000-00-0	SVENSKA NY			128,394	128,421	12/12/2025
000000-00-0	SVENSKA NY			485,780	485,818	12/30/2025
000000-00-0	SVENSKA NY			142,679	142,690	12/30/2025
000000-00-0	TORONTO DOMINION NY			243,073	242,909	08/12/2025
000000-00-0	TORONTO DOMINION NY			71,393	71,345	08/12/2025
000000-00-0	TORONTO DOMINION NY			485,810	485,818	05/09/2025
000000-00-0	TORONTO DOMINION NY			142,687	142,690	05/09/2025
000000-00-0	TORONTO DOMINION NY			242,884	242,909	03/20/2026
000000-00-0	TORONTO DOMINION NY			71,337	71,345	03/20/2026
000000-00-0	WESTPAC BKG CORP, NEW YORK			364,411	364,364	04/28/2025
000000-00-0	WESTPAC BKG CORP, NEW YORK			107,031	107,017	04/28/2025
9609999999	Subtotal - Cash (Schedule E Part 1 type)			31,888,613	31,860,898	XXX
	CONSTELLATION FUNDING COMPANY, LLC		1.F	169,208	169,220	05/09/2025
	CONSTELLATION FUNDING COMPANY, LLC		1.F	49,698	49,702	05/09/2025
	CONSTELLATION FUNDING COMPANY, LLC		1.F	676,235	674,908	05/16/2025
	CONSTELLATION FUNDING COMPANY, LLC		1.F	198,617	198,227	05/16/2025
	IONIC SER III CL A		1.A	145,453	144,634	04/16/2025
	IONIC SER III CL A		1.A	42,721	42,480	04/16/2025
	IONIC SER III CL A		1.A	362,355	361,232	05/14/2025
	IONIC SER III CL A		1.A	106,427	106,098	05/14/2025
	SALISBURY RECEIVABLES COMPANY LLC		1.F	168,473	168,220	06/13/2025
	SALISBURY RECEIVABLES COMPANY LLC		1.F	49,482	49,408	06/13/2025
018616-74-8	ALLIANCE BERNSTEIN GOVT FD		1.A	216,189	216,189	04/01/2025
018616-74-8	ALLIANCE BERNSTEIN GOVT FD		1.A	63,497	63,497	04/01/2025
09248U-70-0	TFDXX LEX BLACKROCK FED FUND		1.A	440,074	440,074	04/01/2025
09248U-70-0	TFDXX LEX BLACKROCK FED FUND		1.A	129,254	129,254	04/01/2025
261908-10-7	DREYFUS TREASURY & AGENCY LEX		1.A	249,131	249,131	04/01/2025
261908-10-7	DREYFUS TREASURY & AGENCY LEX		1.A	73,172	73,172	04/01/2025
31607A-70-3	FIDELITY INSTITUTIONAL GOVT		1.A	72,873	72,873	04/01/2025
31607A-70-3	FIDELITY INSTITUTIONAL GOVT		1.A	21,403	21,403	04/01/2025
316175-10-8	FIGXX FIDELITY INST GOVT CLASS 1		1.A	194,327	194,327	04/01/2025
316175-10-8	FIGXX FIDELITY INST GOVT CLASS 1		1.A	57,076	57,076	04/01/2025
44330V-48-0	HSBC US GOVT FUND LEX		1.A	120,726	120,726	04/01/2025
44330V-48-0	HSBC US GOVT FUND LEX		1.A	35,458	35,458	04/01/2025
52470G-79-1	WESTERN ASST GOV FD		1.A	121,455	121,455	04/01/2025
52470G-79-1	WESTERN ASST GOV FD		1.A	35,672	35,672	04/01/2025
61747C-70-7	MS GOVT US		1.A	60,727	60,727	04/01/2025
61747C-70-7	MS GOVT US LEX		1.A	110,818	110,818	04/01/2025
61747C-70-7	MS GOVT US		1.A	17,836	17,836	04/01/2025
61747C-70-7	MS GOVT US LEX		1.A	32,548	32,548	04/01/2025
	BANK OF AMERICA N.A.		1.E	291,491	291,491	04/01/2025
	CANTOR FITZGERAL & CO		1.A	26,412	26,412	04/01/2025
	DEUTSCHE BANK SECURITIES INC.		1.F	515,059	515,059	04/01/2025
	NATWEST MARKETS SECURITIES INC		1.F	242,909	242,909	04/01/2025
	NOMURA SECURITIES INTERNATIONAL INC		1.A	485,818	485,818	04/01/2025
	RBC CAPITAL MARKETS LLC		1.D	728,727	728,727	04/01/2025
	TD PRIME SERVICES LLC		1.A	1,821,818	1,821,818	04/01/2025
	BANK OF AMERICA N.A.		1.E	85,614	85,614	04/01/2025
	CANTOR FITZGERAL & CO		1.A	7,758	7,758	04/01/2025
	DEUTSCHE BANK SECURITIES INC.		1.F	151,278	151,278	04/01/2025
	NATWEST MARKETS SECURITIES INC		1.F	71,345	71,345	04/01/2025
	NOMURA SECURITIES INTERNATIONAL INC		1.A	142,690	142,690	04/01/2025
	RBC CAPITAL MARKETS LLC		1.D	214,035	214,035	04/01/2025
	TD PRIME SERVICES LLC		1.A	535,087	535,087	04/01/2025
	VIRTU AMERICAS LLC		1.A	607,273	607,273	04/01/2025
	VIRTU AMERICAS LLC		1.A	178,362	178,362	04/01/2025
	UNITED OF OMAHA LIFE INSURANCE		1.E	728,727	728,727	04/30/2025
	UNITED OF OMAHA LIFE INSURANCE		1.E	72,873	72,873	04/30/2025
	UNITED OF OMAHA LIFE INSURANCE		1.E	214,035	214,035	04/30/2025
	UNITED OF OMAHA LIFE INSURANCE		1.E	21,403	21,403	04/30/2025
	BANK OF MONTREAL, LONDON		1.E	364,364	364,364	04/21/2025
	BANK OF MONTREAL, LONDON		1.E	107,017	107,017	04/21/2025
	BOFA SECURITIES, INC		1.E	1,700,364	1,700,364	05/05/2025
	BOFA SECURITIES, INC		1.E	1,214,546	1,214,546	05/05/2025
	BOFA SECURITIES, INC		1.E	971,636	971,636	05/05/2025
	DEUTSCHE BANK SECURITIES INC.		1.F	728,727	728,727	05/05/2025
	ROYAL BANK CANADA TORONTO		1.D	1,821,818	1,821,818	05/05/2025
	ROYAL BANK CANADA TORONTO		1.D	1,554,618	1,554,618	05/05/2025
	ROYAL BANK CANADA TORONTO		1.D	607,273	607,273	05/05/2025
	ROYAL BANK CANADA TORONTO		1.D	1,214,546	1,214,546	05/05/2025
	ROYAL BANK CANADA TORONTO		1.D	1,336,000	1,336,000	05/05/2025
	TD PRIME SERVICES LLC		1.A	971,636	971,636	05/05/2025
	TD PRIME SERVICES LLC		1.A	558,691	558,691	05/05/2025
	BOFA SECURITIES, INC		1.E	499,414	499,414	05/05/2025

SCHEDULE DL - PART 1
SECURITIES LENDING COLLATERAL ASSETS

Reinvested Collateral Assets Owned Current Statement Date
(Securities lending collateral assets reported in aggregate on Line 10 of the Assets page (Line 9 for Separate Accounts)
and not included on Schedules A, B, BA, D, DB and E)

1	2	3	4	5	6	7
CUSIP Identification	Description	Restricted Asset Code	NAIC Designation, NAIC Designation Modifier and SVO Administrative Symbol	Fair Value	Book/Adjusted Carrying Value	Maturity Date
.....	BOFA SECURITIES, INC1.E356,724356,72405/05/2025
.....	BOFA SECURITIES, INC1.E285,380285,38005/05/2025
.....	DEUTSCHE BANK SECURITIES INC.1.F214,035214,03505/05/2025
.....	ROYAL BANK CANADA TORONTO1.D535,087535,08705/05/2025
.....	ROYAL BANK CANADA TORONTO1.D456,607456,60705/05/2025
.....	ROYAL BANK CANADA TORONTO1.D178,362178,36205/05/2025
.....	ROYAL BANK CANADA TORONTO1.D356,724356,72405/05/2025
.....	ROYAL BANK CANADA TORONTO1.D392,397392,39705/05/2025
.....	TD PRIME SERVICES LLC1.A285,380285,38005/05/2025
.....	TD PRIME SERVICES LLC1.A164,093164,09305/05/2025
.....	CHESHAM FINANCE LIMITED SERIES I1.F364,274364,14504/02/2025
.....	CHESHAM FINANCE LIMITED SERIES I1.F106,991106,95304/02/2025
.....	IONIC SER III CL A1.A849,865849,45804/03/2025
.....	IONIC SER III CL A1.A249,614249,49404/03/2025
9709999999. Subtotal - Cash Equivalents (Schedule E Part 2 type)				29,609,805	29,604,571	XXX
9999999999 - Totals				77,855,072	77,821,142	XXX

General Interrogatories:

1. Total activity for the year
- Fair Value \$ (2,778,357)
- Book/Adjusted Carrying Value \$ (2,796,694)
2. Average balance for the year
- Fair Value \$ 80,252,089
- Book/Adjusted Carrying Value \$ 80,229,827
3. Reinvested securities lending collateral assets book/adjusted carrying value included in this schedule by NAIC designation:
- NAIC 1 \$ 45,960,244
- NAIC 2 \$ 0
- NAIC 3 \$ 0
- NAIC 4 \$ 0
- NAIC 5 \$ 0
- NAIC 6 \$ 0

STATEMENT AS OF MARCH 31, 2025 OF THE Wellpoint Tennessee, Inc.

SCHEDULE DL - PART 2
SECURITIES LENDING COLLATERAL ASSETS

Reinvested Collateral Assets Owned Current Statement Date
(Securities lending collateral assets included on Schedules A, B, BA, D, DB and E
and not reported in aggregate on Line 10 of the Assets page (Line 9 for Separate Accounts))

1	2	3	4	5	6	7
CUSIP Identification	Description	Restricted Asset Code	NAIC Designation, NAIC Designation Modifier and SVO Administrative Symbol	Fair Value	Book/Adjusted Carrying Value	Maturity Date
NONE						
999999999 - Totals						XXX

General Interrogatories:

1. Total activity for the year
2. Average balance for the year

Fair Value \$ Book/Adjusted Carrying Value \$
 Fair Value \$ Book/Adjusted Carrying Value \$

SCHEDULE E - PART 1 - CASH

Month End Depository Balances

1	2	3	4	5	Book Balance at End of Each Month During Current Quarter			9
					6	7	8	
					First Month	Second Month	Third Month	
Depository	Restricted Asset Code	Rate of Interest	Amount of Interest Received During Current Quarter	Amount of Interest Accrued at Current Statement Date				*
Bank of America 101 S. Tryon Street, 19th Floor, Charlotte, NC 28255		0.000	0	0	(16,553,746)	(9,033,038)	(18,204,607)	XXX.
Wells Fargo 150 E. 42nd Street, 39th Floor, New York, NY 10017		0.000	0	0	0	0	0	XXX.
JP Morgan Chase 4 New York Plaza, 13th Floor, New York, NY 10004		0.000	0	0	4,071,254	5,737,905	14,353,823	XXX.
0199998. Deposits in ... depositories that do not exceed the allowable limit in any one depository (See instructions) - Open Depositories	XXX	XXX						XXX
0199999. Totals - Open Depositories	XXX	XXX	0	0	(12,482,492)	(3,295,133)	(3,850,784)	XXX
0299998. Deposits in ... depositories that do not exceed the allowable limit in any one depository (See instructions) - Suspended Depositories	XXX	XXX						XXX
0299999. Totals - Suspended Depositories	XXX	XXX	0	0	0	0	0	XXX
0399999. Total Cash on Deposit	XXX	XXX	0	0	(12,482,492)	(3,295,133)	(3,850,784)	XXX
0499999. Cash in Company's Office	XXX	XXX	XXX	XXX				XXX
.....							
.....							
.....							
.....							
.....							
.....							
.....							
.....							
.....							
0599999. Total - Cash	XXX	XXX	0	0	(12,482,492)	(3,295,133)	(3,850,784)	XXX

STATEMENT AS OF MARCH 31, 2025 OF THE Wellpoint Tennessee, Inc.

SCHEDULE E - PART 2 - CASH EQUIVALENTS

Show Investments Owned End of Current Quarter

[illegible]



SUPPLEMENT FOR THE QUARTER ENDING MARCH 31, 2025 OF THE Wellpoint Tennessee, Inc.

MEDICARE PART D COVERAGE SUPPLEMENT

(Net of Reinsurance)

NAIC Group Code 0671

NAIC Company Code 12941

	Individual Coverage		Group Coverage		5
	1 Insured	2 Uninsured	3 Insured	4 Uninsured	Total Cash
1. Premiums Collected		XXX.		XXX.	
2. Earned Premiums		XXX.		XXX.	XXX.
3. Claims Paid		XXX.		XXX.	
4. Claims Incurred		XXX.		XXX.	XXX.
5. Reinsurance Coverage and Low Income Cost Sharing - Claims Paid Net of Reimbursements Applied (a)	XXX.		XXX.		
6. Aggregate Policy Reserves - Change		XXX.		XXX.	XXX.
7. Expenses Paid		XXX.		XXX.	
8. Expenses Incurred		XXX.		XXX.	XXX.
9. Underwriting Gain or Loss		XXX.		XXX.	XXX.
10. Cash Flow Result	XXX	XXX	XXX	XXX	

(a) Uninsured Receivable/Payable with CMS at End of Quarter: \$ due from CMS or \$ due to CMS

Wellpoint Tennessee, Inc. - Total
Medicaid-Report 2A
For the Period Ending 3/31/2025

Member Months	Current Period	Year-To-Date Total	Previous Year Total
	1,241,487	1,241,487	5,006,337
Revenues:			
TennCare Capitation	549,124,108	549,124,108	1,959,995,547
Investment	6,225,384	6,225,384	23,081,242
Other Revenues	10,008,209	10,008,209	10,852,504
Total Revenues	565,357,701	565,357,701	1,993,929,293
Estimated Expenses:			
Hospital and Medical (w/o Mental Health)			
Capitated Physician Services	-	-	-
Fee-for Service Physician Services	96,598,860	96,598,860	410,742,774
Inpatient Hospital Services	57,301,075	57,301,075	203,633,997
Outpatient Hospital Services	20,276,825	20,276,825	80,475,449
Emergency Room Services	19,462,053	19,462,053	83,831,903
Dental Services	-	-	-
Vision Services	761,326	761,326	4,150,780
Pharmacy Services	-	-	-
Home Health Services	8,202,835	8,202,835	30,286,938
Chiropractic Services	-	-	-
Radiology Services	8,425,557	8,425,557	37,897,339
Laboratory Services	7,433,600	7,433,600	31,969,129
Durable Medical Equipment Services	4,266,448	4,266,448	17,093,060
Transportation Services	11,975,975	11,975,975	54,885,149
Outside Referrals	-	-	-
Occupancy, Depreciation and Amortization	-	-	-
Other Medical and Hospital Services - Write-Ins	-	-	-
Subtotal Medical and Hospital	234,704,554	234,704,554	954,966,518
Mental Health and Substance Abuse Services			
Inpatient Psychiatric Facility Services	10,399,782	10,399,782	40,043,647
Inpatient Substance Abuse Treatment and Detox	2,599,946	2,599,946	10,010,912
Outpatient Mental Health Services	22,321,763	22,321,763	83,234,541
Outpatient Substance Abuse Treatment and Detox	133,777	133,777	632,747
Housing/Residential Treatment	110,266	110,266	705,044
Specialized Crisis Services	1,902,719	1,902,719	9,064,812
Psychiatric Rehab and Support Services	2,842,082	2,842,082	13,459,585
Case Management	570,222	570,222	2,494,157
Forensics	-	-	-
Other Judicial	-	-	-
Pharmacy	-	-	-
Lab Services	-	-	-
Transportation	-	-	-
Occupancy, Depreciation and Amortization	-	-	-
Other Mental Health and Substance Abuse Services	-	-	-
PCP and Specialist Services	-	-	-
Tennessee Health Link	7,570,953	7,570,953	33,402,805
Other Mental Health Services - Write-Ins	-	-	-
Subtotal MH&SAS	48,451,510	48,451,510	193,048,250
CHOICES			
Nursing Facility Care	106,263,062	106,263,062	440,565,368
HCBS Services	31,397,209	31,397,209	107,433,185
Subtotal CHOICES	137,660,271	137,660,271	547,998,553
Value Based Payouts	-	-	-
Value Based Recoveries	-	-	-
Other Medical Incentive Pool and Withhold Adjustments	-	-	-
Subtotal Hospital, Medical, MH&SAS, CHOICES	420,816,335	420,816,335	1,696,013,321
LESS:			
Net Reinsurance Recoveries Incurred	-	-	-
Copayments	-	-	-
Subrogation and Coordination of Benefits	-	-	-
Subtotal Reinsurance, Copay, Subrogation	-	-	-
Total Hospital, Medical, MH&SAS	420,816,335	420,816,335	1,696,013,321
Administration:			
Compensation	28,698,908	28,698,908	113,639,004
Direct and Allocated Admin expenses	-	-	-
Marketing	2,447,155	2,447,155	2,320,387
Interest Expense	-	-	-
Premium Tax Expense	33,500,733	33,500,733	119,934,826
Occupancy, Depreciation, and Amortization	3,391,429	3,391,429	11,343,794
Other Administration - Write-Ins	10,673,377	10,673,377	53,610,485
Total Administration Expenses	78,711,602	78,711,602	300,848,496
Total Expenses	499,527,937	499,527,937	1,996,861,817
Extraordinary Item	-	-	-
Provision for Income Tax	13,813,245	13,813,245	(844,151)
Net Income (Loss)	52,016,519	52,016,519	(2,088,373)
Write-Ins for Other Revenues			
Net Other Revenue	474,875	474,875	1,319,170
ASO for ECF	9,533,334	9,533,334	9,533,334
Total Other Revenues	10,008,209	10,008,209	10,852,504
Write-Ins for Other Medical and Hospital			
	-	-	-
	-	-	-
Total Other Medical and Hospital	-	-	-
Write-Ins for Other MH & SS			
	-	-	-
	-	-	-
Total Other MH & SS	-	-	-
Write-Ins for Other Administration			
ACA Health Insurer Fee	-	-	-
Outsourced Services	4,680,572	4,680,572	22,275,431
Postage, Express, and Telephone	469,424	469,424	1,937,105
Administrative Service Fee	3,696,074	3,696,074	14,901,972
Legal Fees	119,715	119,715	1,198,211
Travel	216,966	216,966	920,470
Auditing, Actuarial, and Other consulting	1,932,634	1,932,634	8,696,897
Other Administration < \$175,000 YTD	(442,007)	(442,007)	3,680,397
Total Other Administration	10,673,380	10,673,377	53,610,485

Wellpoint Tennessee, Inc. - Middle Region
Medicaid-Report 2A
For the Period Ending 3/31/2025

Member Months	Current Period	Year-To-Date Total	Previous Year Total
	494,523	494,523	2,045,993
Revenues:			
TennCare Capitation	207,724,533	207,724,533	742,339,636
Investment	2,378,316	2,378,316	8,766,429
Other Revenues	5,883,672	5,883,672	6,203,284
Total Revenues	215,986,521	215,986,521	757,309,349
Estimated Expenses:			
Hospital and Medical (w/o Mental Health)			
Capitated Physician Services			-
Fee-for Service Physician Services	39,031,476	39,031,476	178,341,989
Inpatient Hospital Services	25,057,014	25,057,014	91,649,151
Outpatient Hospital Services	9,015,081	9,015,081	37,429,841
Emergency Room Services	8,078,837	8,078,837	35,114,263
Dental Services	-	-	-
Vision Services	289,829	289,829	1,692,437
Pharmacy Services	-	-	-
Home Health Services	3,219,230	3,219,230	12,726,618
Chiropractic Services	-	-	-
Radiology Services	3,079,351	3,079,351	14,511,600
Laboratory Services	2,743,950	2,743,950	13,407,385
Durable Medical Equipment Services	1,645,554	1,645,554	7,786,737
Transportation Services	4,653,115	4,653,115	23,319,579
Outside Referrals	-	-	-
Occupancy, Depreciation and Amortization	-	-	-
Other Medical and Hospital Services - Write-Ins	-	-	-
Subtotal Medical and Hospital	96,813,438	96,813,438	415,979,598
Mental Health and Substance Abuse Services			
Inpatient Psychiatric Facility Services	3,926,709	3,926,709	17,318,600
Inpatient Substance Abuse Treatment and Detox	981,677	981,677	4,329,650
Outpatient Mental Health Services	11,079,716	11,079,716	41,265,794
Outpatient Substance Abuse Treatment and Detox	56,525	56,525	292,436
Housing/Residential Treatment	54,709	54,709	253,575
Specialized Crisis Services	876,659	876,659	4,426,269
Psychiatric Rehab and Support Services	1,098,725	1,098,725	5,464,038
Case Management	235,034	235,034	994,408
Forensics	-	-	-
Other Judicial	-	-	-
Pharmacy	-	-	-
Lab Services	-	-	-
Transportation	-	-	-
Occupancy, Depreciation and Amortization	-	-	-
Other Mental Health and Substance Abuse Services	-	-	-
PCP and Specialist Services	-	-	-
Tennessee Health Link	3,699,937	3,699,937	17,146,488
Other Mental Health Services - Write-Ins	-	-	-
Subtotal MH&SAS	22,009,691	22,009,691	91,491,258
CHOICES			
Nursing Facility Care	28,631,410	28,631,410	128,010,257
HCBS Services	10,584,793	10,584,793	38,091,359
Subtotal CHOICES	39,216,204	39,216,204	166,101,616
Value Based Payouts			-
Value Based Recoveries			-
Other Medical Incentive Pool and Withhold Adjustments			-
Subtotal Hospital, Medical, MH&SAS, CHOICES	158,039,332	158,039,332	673,572,472
LESS:			
Net Reinsurance Recoveries Incurred			-
Copayments			-
Subrogation and Coordination of Benefits			-
Subtotal Reinsurance, Copay, Subrogation	-	-	-
Total Hospital, Medical, MH&SAS	158,039,332	158,039,332	673,572,472
Administration:			
Compensation	11,431,673	11,431,673	46,442,064
Direct and Allocated Admin expenses			-
Marketing	974,778	974,778	948,297
Interest Expense			-
Premium Tax Expense	13,344,390	13,344,390	49,015,045
Occupancy, Depreciation, and Amortization	1,350,912	1,350,912	4,635,989
Other Administration - Write-Ins	4,251,541	4,251,541	21,909,568
Total Administration Expenses	31,353,295	31,353,295	122,950,963
Total Expenses	189,392,627	189,392,627	796,523,435
Extraordinary Item			-
Provision for Income Tax	5,787,144	5,787,144	(7,666,465)
Net Income (Loss)	20,806,750	20,806,750	(31,547,621)
Write-Ins for Other Revenues			
Net Other Revenue	181,419	181,419	501,031
ASO for ECF	5,702,253	5,702,253	5,702,253
Total Other Revenues	5,883,672	5,883,672	6,203,284
Write-Ins for Other Medical and Hospital			
			-
			-
Total Other Medical and Hospital	-	-	-
Write-Ins for Other MH & SS			
			-
			-
			-
Total Other MH & SS	-	-	-
Write-Ins for Other Administration			
ACA Health Insurer Fee	-	-	-
Outsourced Services	1,864,418	1,864,418	9,103,538
Postage, Express, and Telephone	186,986	186,986	791,657
Administrative Service Fee	1,472,262	1,472,262	6,090,148
Legal Fees	47,686	47,686	489,686
Travel	86,424	86,424	376,178
Auditing, Actuarial, and Other consulting	769,829	769,829	3,554,254
Other Administration < \$175,000 YTD	(176,065)	(176,065)	1,504,107
Total Other Administration	4,251,541	4,251,541	21,909,568

WellPoint Tennessee, Inc. - East Region
Medicaid-Report 2A
For the Period Ending 3/31/2025

	Current Period	Year-To-Date Total	Previous Year Total
Member Months	405,075	405,075	1,536,708
Revenues:			
TennCare Capitation	193,089,394	193,089,394	687,774,440
Investment	2,179,628	2,179,628	8,089,530
Other Revenues	2,673,701	2,673,701	2,969,782
Total Revenues	197,942,723	197,942,723	698,833,751
Estimated Expenses:			
Hospital and Medical (w/o Mental Health)			
Capitated Physician Services			-
Fee-for Service Physician Services	33,771,029	33,771,029	142,181,278
Inpatient Hospital Services	17,927,926	17,927,926	62,047,338
Outpatient Hospital Services	6,879,897	6,879,897	26,534,204
Emergency Room Services	6,601,009	6,601,009	28,331,354
Dental Services	-	-	-
Vision Services	245,569	245,569	1,349,189
Pharmacy Services	-	-	-
Home Health Services	3,062,944	3,062,944	11,445,498
Chiropractic Services	-	-	-
Radiology Services	3,271,658	3,271,658	14,512,404
Laboratory Services	2,939,433	2,939,433	11,509,129
Durable Medical Equipment Services	1,573,421	1,573,421	5,615,803
Transportation Services	3,829,581	3,829,581	16,370,262
Outside Referrals	-	-	-
Occupancy, Depreciation and Amortization	-	-	-
Other Medical and Hospital Services - Write-Ins	-	-	-
Subtotal Medical and Hospital	80,102,469	80,102,469	319,896,458
Mental Health and Substance Abuse Services			-
Inpatient Psychiatric Facility Services	3,132,545	3,132,545	10,996,971
Inpatient Substance Abuse Treatment and Detox	783,136	783,136	2,749,243
Outpatient Mental Health Services	6,594,251	6,594,251	25,952,272
Outpatient Substance Abuse Treatment and Detox	50,835	50,835	239,967
Housing/Residential Treatment	42,237	42,237	168,874
Specialized Crisis Services	577,585	577,585	2,742,377
Psychiatric Rehab and Support Services	943,414	943,414	4,502,622
Case Management	191,240	191,240	853,943
Forensics	-	-	-
Other Judicial	-	-	-
Pharmacy	-	-	-
Lab Services	-	-	-
Transportation	-	-	-
Occupancy, Depreciation and Amortization	-	-	-
Other Mental Health and Substance Abuse Services	-	-	-
PCP and Specialist Services	-	-	-
Tennessee Health Link	2,402,646	2,402,646	10,746,445
Other Mental Health Services - Write-Ins	-	-	-
Subtotal MH&SAS	14,717,889	14,717,889	58,952,716
CHOICES			-
Nursing Facility Care	42,488,258	42,488,258	181,994,773
HCBS Services	11,525,517	11,525,517	39,981,530
Subtotal CHOICES	54,013,775	54,013,775	221,976,303
Value Based Payouts			-
Value Based Recoveries			-
Other Medical Incentive Pool and Withhold Adjustments			-
Subtotal Hospital, Medical, MH&SAS, CHOICES	148,834,133	148,834,133	600,825,477
LESS:			0.00
Net Reinsurance Recoveries Incurred			-
Copayments			-
Subrogation and Coordination of Benefits			-
Subtotal Reinsurance, Copay, Subrogation	-	-	-
Total Hospital, Medical, MH&SAS	148,834,133	148,834,133	600,825,477
Administration:			
Compensation	9,363,946	9,363,946	34,881,792
Direct and Allocated Admin expenses	-	-	-
Marketing	798,463	798,463	712,249
Interest Expense	-	-	-
Premium Tax Expense	10,930,696	10,930,696	36,814,311
Occupancy, Depreciation, and Amortization	1,106,563	1,106,563	3,482,008
Other Administration - Write-Ins	3,482,535	3,482,535	16,455,879
Total Administration Expenses	25,682,203	25,682,203	92,346,238
Total Expenses	174,516,336	174,516,336	693,171,715
Extraordinary Item	-	-	-
Provision for Income Tax	4,653,258	4,653,258	(1,247,330)
Net Income (Loss)	18,773,129	18,773,129	6,909,367
Write-Ins for Other Revenues			
Net Other Revenue	166,263	166,263	462,343
ASO for ECF	2,507,438	2,507,438	2,507,438
Total Other Revenues	2,673,701	2,673,701	2,969,782
Write-Ins for Other Medical and Hospital			-
	-	-	-
Total Other Medical and Hospital	-	-	-
Write-Ins for Other MH & SS			-
	-	-	-
Total Other MH & SS	-	-	-
Write-Ins for Other Administration			-
ACA Health Insurer Fee	-	-	-
Outsourced Services	1,527,188	1,527,188	6,837,502
Postage, Express, and Telephone	153,165	153,165	594,599
Administrative Service Fee	1,205,964	1,205,964	4,574,200
Legal Fees	39,061	39,061	367,794
Travel	70,792	70,792	282,541
Auditing, Actuarial, and Other consulting	630,584	630,584	2,669,535
Other Administration < \$175,000 YTD	(144,219)	(144,219)	1,129,707
Total Other Administration	3,482,535	3,482,535	16,455,879

Wellpoint Tennessee, Inc. - West Region
Medicaid-Report 2A
For the Period Ending 3/31/2025

Member Months	Current Period	Year-To-Date Total	Previous Year Total
	341,889	341,889	1,423,636
Revenues:			
TennCare Capitation	148,310,181	148,310,181	529,881,471
Investment	1,667,440	1,667,440	6,225,283
Other Revenues	1,450,836	1,450,836	1,679,438
Total Revenues	151,428,457	151,428,457	537,786,193
Estimated Expenses:			
Hospital and Medical (w/o Mental Health)			
Capitated Physician Services			-
Fee-for Service Physician Services	23,796,354	23,796,354	90,219,507
Inpatient Hospital Services	14,316,134	14,316,134	49,937,509
Outpatient Hospital Services	4,381,847	4,381,847	16,511,404
Emergency Room Services	4,782,206	4,782,206	20,386,285
Dental Services	-	-	-
Vision Services	225,928	225,928	1,109,154
Pharmacy Services	-	-	-
Home Health Services	1,920,660	1,920,660	6,114,822
Chiropractic Services	-	-	-
Radiology Services	2,074,548	2,074,548	8,873,336
Laboratory Services	1,750,217	1,750,217	7,052,616
Durable Medical Equipment Services	1,047,473	1,047,473	3,690,520
Transportation Services	3,493,280	3,493,280	15,195,309
Outside Referrals	-	-	-
Occupancy, Depreciation and Amortization	-	-	-
Other Medical and Hospital Services - Write-Ins	-	-	-
Subtotal Medical and Hospital	57,788,647	57,788,647	219,090,463
Mental Health and Substance Abuse Services			
Inpatient Psychiatric Facility Services	3,340,528	3,340,528	11,728,076
Inpatient Substance Abuse Treatment and Detox	835,132	835,132	2,932,019
Outpatient Mental Health Services	4,647,796	4,647,796	16,016,475
Outpatient Substance Abuse Treatment and Detox	26,417	26,417	100,343
Housing/Residential Treatment	13,321	13,321	282,595
Specialized Crisis Services	448,475	448,475	1,896,165
Psychiatric Rehab and Support Services	799,942	799,942	3,492,925
Case Management	143,948	143,948	645,806
Forensics	-	-	-
Other Judicial	-	-	-
Pharmacy	-	-	-
Lab Services	-	-	-
Transportation	-	-	-
Occupancy, Depreciation and Amortization	-	-	-
Other Mental Health and Substance Abuse Services	-	-	-
PCP and Specialist Services	-	-	-
Tennessee Health Link	1,468,370	1,468,370	5,509,872
Other Mental Health Services - Write-Ins	-	-	-
Subtotal MH&SAS	11,723,929	11,723,929	42,604,276
CHOICES			
Nursing Facility Care	35,143,394	35,143,394	130,560,339
HCBS Services	9,286,899	9,286,899	29,360,296
Subtotal CHOICES	44,430,293	44,430,293	159,920,635
Value Based Payouts			-
Value Based Recoveries			-
Other Medical Incentive Pool and Withhold Adjustments			-
Subtotal Hospital, Medical, MH&SAS, CHOICES	113,942,869	113,942,869	421,615,374
LESS:			
Net Reinsurance Recoveries Incurred			-
Copayments			-
Subrogation and Coordination of Benefits			-
Subtotal Reinsurance, Copay, Subrogation	-	-	-
Total Hospital, Medical, MH&SAS	113,942,869	113,942,869	421,615,374
Administration:			
Compensation	7,903,290	7,903,290	32,315,149
Direct and Allocated Admin expenses	-	-	-
Marketing	673,913	673,913	659,841
Interest Expense	-	-	-
Premium Tax Expense	9,225,647	9,225,647	34,105,471
Occupancy, Depreciation, and Amortization	933,953	933,953	3,225,797
Other Administration - Write-Ins	2,939,304	2,939,304	15,245,036
Total Administration Expenses	21,676,108	21,676,108	85,551,293
Total Expenses	135,618,976	135,618,976	507,166,667
Extraordinary Item	-	-	-
Provision for Income Tax	3,372,843	3,372,843	8,069,644
Net Income (Loss)	12,436,638	12,436,638	22,549,882
Write-Ins for Other Revenues			
Net Other Revenue	127,193	127,193	355,796
ASO for ECF	1,323,643	1,323,643	1,323,643
Total Other Revenues	1,450,836	1,450,836	1,679,438
Write-Ins for Other Medical and Hospital			
	-	-	-
	-	-	-
Total Other Medical and Hospital	-	-	-
Write-Ins for Other MH & SS			
	-	-	-
	-	-	-
Total Other MH & SS	-	-	-
Write-Ins for Other Administration			
ACA Health Insurer Fee	-	-	-
Outsourced Services	1,288,966	1,288,966	6,334,391
Postage, Express, and Telephone	129,273	129,273	550,848
Administrative Service Fee	1,017,849	1,017,849	4,237,625
Legal Fees	32,968	32,968	340,731
Travel	59,750	59,750	261,751
Auditing, Actuarial, and Other consulting	532,221	532,221	2,473,108
Other Administration < \$175,000 YTD	(121,723)	(121,723)	1,046,582
Total Other Administration	2,939,304	2,939,304	15,245,036

Wellpoint Tennessee, Inc. - Total
Cover Kids-Report 2A
For the Period Ending 3/31/2025

Member Months	Current Period	Year-To-Date Total	Previous Year Total
	34,002	34,002	136,102
Revenues:			
TennCare Capitation	12,737,845	12,737,845	34,964,980
Investment	141,944	141,944	409,761
Other Revenues	10,828	10,828	23,419
Total Revenues	12,890,617	12,890,617	35,398,160
Estimated Expenses:			
Hospital and Medical (w/o Mental Health)			
Capitated Physician Services	-	-	-
Fee-for Service Physician Services	2,620,506	2,620,506	10,584,750
Inpatient Hospital Services	2,648,600	2,648,600	11,277,970
Outpatient Hospital Services	527,502	527,502	1,742,514
Emergency Room Services	379,996	379,996	1,512,720
Dental Services	-	-	-
Vision Services	14,990	14,990	83,309
Pharmacy Services	-	-	-
Home Health Services	-	-	29,449
Chiropractic Services	-	-	-
Radiology Services	380,086	380,086	1,714,921
Laboratory Services	372,903	372,903	1,656,293
Durable Medical Equipment Services	102,786	102,786	441,817
Transportation Services	34,313	34,313	117,344
Outside Referrals	-	-	-
Occupancy, Depreciation and Amortization	-	-	-
Other Medical and Hospital Services - Write-Ins	-	-	-
Subtotal Medical and Hospital	7,081,682	7,081,682	29,161,088
Mental Health and Substance Abuse Services			
Inpatient Psychiatric Facility Services	109,849	109,849	311,460
Inpatient Substance Abuse Treatment and Detox	27,462	27,462	77,865
Outpatient Mental Health Services	289,707	289,707	1,239,540
Outpatient Substance Abuse Treatment and Detox	641	641	2,231
Housing/Residential Treatment	-	-	-
Specialized Crisis Services	50,403	50,403	248,027
Psychiatric Rehab and Support Services	26,085	26,085	111,686
Case Management	5,870	5,870	29,578
Forensics	-	-	-
Other Judicial	-	-	-
Pharmacy	-	-	-
Lab Services	-	-	-
Transportation	-	-	-
Occupancy, Depreciation and Amortization	-	-	-
Other Mental Health and Substance Abuse Services	-	-	-
PCP and Specialist Services	-	-	-
Tennessee Health Link	-	-	-
Other Mental Health Services - Write-Ins	-	-	-
Subtotal MH&SAS	510,017	510,017	2,020,387
CHOICES			
Nursing Facility Care	-	-	360
HCBS Services	106	106	-
Subtotal CHOICES	106	106	(1)
Value Based Payouts	-	-	-
Value Based Recoveries	-	-	-
Other Medical Incentive Pool and Withhold Adjustments	-	-	-
Subtotal Hospital, Medical, MH&SAS, CHOICES	7,591,804	7,591,804	31,181,474
LESS:			
Net Reinsurance Recoveries Incurred	-	-	-
Copayments	-	-	-
Subrogation and Coordination of Benefits	-	-	-
Subtotal Reinsurance, Copay, Subrogation	-	-	-
Total Hospital, Medical, MH&SAS	7,591,804	7,591,804	31,181,474
Administration:			
Compensation	652,253	652,253	2,344,146
Direct and Allocated Admin expenses	-	-	-
Marketing	53,063	53,062	51,538
Interest Expense	-	-	-
Premium Tax Expense	802,975	802,976	2,134,373
Occupancy, Depreciation, and Amortization	75,329	75,329	246,494
Other Administration - Write-Ins	235,750	235,750	1,187,529
Total Administration Expenses	1,819,370	1,819,370	5,964,080
Total Expenses	9,411,174	9,411,174	37,145,554
Extraordinary Item	-	-	-
Provision for Income Tax	730,101	730,101	(406,039)
Net Income (Loss)	2,749,342	2,749,342	(1,341,355)
Write-Ins for Other Revenues			
Net Other Revenue	10,828	10,828	23,419
ASO for ECF	-	-	-
Total Other Revenues	10,828	10,828	23,419
Write-Ins for Other Medical and Hospital			
	-	-	-
	-	-	-
Total Other Medical and Hospital	-	-	-
Write-Ins for Other MH & SS			
	-	-	-
	-	-	-
Total Other MH & SS	-	-	-
Write-Ins for Other Administration			
ACA Health Insurer Fee	-	-	-
Outsourced Services	104,119	104,119	490,502
Postage, Express, and Telephone	10,411	10,411	42,427
Administrative Service Fee	-	-	-
Legal Fees	2,587	2,587	27,795
Travel	4,949	4,949	19,063
Auditing, Actuarial, and Other consulting	43,443	43,443	185,518
Other Administration < \$175,000 YTD	70,241	70,241	422,224
Total Other Administration	235,750	235,750	1,187,529

Wellpoint Tennessee, Inc. - Middle Region
Cover Kids-Report 2A
For the Period Ending 3/31/2025

Member Months	Current Period	Year-To-Date Total	Previous Year Total
	17,310	17,310	67,213
Revenues:			
TennCare Capitation	6,784,030	6,784,030	18,069,702
Investment	75,598	75,598	211,762
Other Revenues	5,767	5,767	12,103
Total Revenues	6,865,395	6,865,395	18,293,567
Estimated Expenses:			
Hospital and Medical (w/o Mental Health)			
Capitated Physician Services			-
Fee-for Service Physician Services	1,414,104	1,414,104	5,504,114
Inpatient Hospital Services	1,429,265	1,429,265	5,851,632
Outpatient Hospital Services	284,656	284,656	905,208
Emergency Room Services	205,057	205,057	784,296
Dental Services	-	-	-
Vision Services	8,089	8,089	43,084
Pharmacy Services	-	-	-
Home Health Services	-	-	14,977
Chiropractic Services	-	-	-
Radiology Services	205,106	205,106	891,734
Laboratory Services	201,230	201,230	857,943
Durable Medical Equipment Services	55,467	55,467	231,245
Transportation Services	18,516	18,516	60,656
Outside Referrals	-	-	-
Occupancy, Depreciation and Amortization	-	-	-
Other Medical and Hospital Services - Write-Ins	-	-	-
Subtotal Medical and Hospital	3,821,490	3,821,490	15,144,887
Mental Health and Substance Abuse Services			
Inpatient Psychiatric Facility Services	59,278	59,278	159,521
Inpatient Substance Abuse Treatment and Detox	14,819	14,819	39,880
Outpatient Mental Health Services	156,334	156,334	647,450
Outpatient Substance Abuse Treatment and Detox	346	346	1,161
Housing/Residential Treatment	-	-	-
Specialized Crisis Services	27,199	27,199	128,774
Psychiatric Rehab and Support Services	14,076	14,076	57,706
Case Management	3,167	3,167	15,217
Forensics	-	-	-
Other Judicial	-	-	-
Pharmacy	-	-	-
Lab Services	-	-	-
Transportation	-	-	-
Occupancy, Depreciation and Amortization	-	-	-
Other Mental Health and Substance Abuse Services	-	-	-
PCP and Specialist Services	-	-	-
Tennessee Health Link	-	-	-
Other Mental Health Services - Write-Ins			-
Subtotal MH&SAS	275,220	275,220	1,049,709
CHOICES			
Nursing Facility Care	-	-	-
HCBS Services	57	57	-
Subtotal CHOICES	57	57	-
Value Based Payouts			-
Value Based Recoveries			-
Other Medical Incentive Pool and Withhold Adjustments			-
Subtotal Hospital, Medical, MH&SAS, CHOICES	4,096,767	4,096,767	16,194,596
LESS:			
Net Reinsurance Recoveries Incurred			-
Copayments			-
Subrogation and Coordination of Benefits			-
Subtotal Reinsurance, Copay, Subrogation	-	-	-
Total Hospital, Medical, MH&SAS	4,096,767	4,096,767	16,194,596
Administration:			
Compensation	332,055	332,055	1,157,633
Direct and Allocated Admin expenses	-	-	-
Marketing	27,014	27,014	25,452
Interest Expense	-	-	-
Premium Tax Expense	408,786	408,786	1,054,038
Occupancy, Depreciation, and Amortization	38,349	38,349	121,729
Other Administration - Write-Ins	120,018	120,018	586,449
Total Administration Expenses	926,221	926,221	2,945,300
Total Expenses	5,022,988	5,022,988	19,139,896
Extraordinary Item	-	-	-
Provision for Income Tax	377,705	377,705	(233,526)
Net Income (Loss)	1,464,701	1,464,701	(612,803)
Write-Ins for Other Revenues			
Net Other Revenue	5,767	5,767	12,103
ASO for ECF	-	-	-
Total Other Revenues	5,767	5,767	12,103
Write-Ins for Other Medical and Hospital			
			-
			-
			-
Total Other Medical and Hospital	-	-	-
Write-Ins for Other MH & SS			
			-
			-
			-
Total Other MH & SS	-	-	-
Write-Ins for Other Administration			
ACA Health Insurer Fee	-	-	-
Outsourced Services	53,006	53,006	242,229
Postage, Express, and Telephone	5,300	5,300	20,952
Administrative Service Fee	-	-	-
Legal Fees	1,317	1,317	13,726
Travel	2,519	2,519	9,414
Auditing, Actuarial, and Other consulting	22,116	22,116	91,616
Other Administration < \$175,000 YTD	35,759	35,759	208,511
Total Other Administration	120,018	120,018	586,449

Wellpoint Tennessee, Inc. - East Region
Cover Kids-Report 2A
For the Period Ending 3/31/2025

Member Months	Current Period	Year-To-Date Total	Previous Year Total
	10,271	10,271	42,044
Revenues:			0.00
TennCare Capitation	3,514,291	3,514,291	9,927,404
Investment	39,161	39,161	116,341
Other Revenues	2,987	2,987	6,649
Total Revenues	3,556,439	3,556,439	10,050,394
Estimated Expenses:			
Hospital and Medical (w/o Mental Health)			
Capitated Physician Services			-
Fee-for Service Physician Services	757,584	757,584	3,363,323
Inpatient Hospital Services	765,706	765,706	3,590,941
Outpatient Hospital Services	152,500	152,500	553,654
Emergency Room Services	109,856	109,856	481,874
Dental Services	-	-	-
Vision Services	4,334	4,334	26,820
Pharmacy Services	-	-	-
Home Health Services	-	-	10,018
Chiropractic Services	-	-	-
Radiology Services	109,882	109,882	545,362
Laboratory Services	107,806	107,806	528,492
Durable Medical Equipment Services	29,715	29,715	138,408
Transportation Services	9,920	9,920	37,453
Outside Referrals	-	-	-
Occupancy, Depreciation and Amortization	-	-	-
Other Medical and Hospital Services - Write-Ins	-	-	-
Subtotal Medical and Hospital	2,047,303	2,047,303	9,276,345
Mental Health and Substance Abuse Services			
Inpatient Psychiatric Facility Services	31,757	31,757	100,894
Inpatient Substance Abuse Treatment and Detox	7,939	7,939	25,224
Outpatient Mental Health Services	83,754	83,754	392,359
Outpatient Substance Abuse Treatment and Detox	185	185	709
Housing/Residential Treatment	-	-	-
Specialized Crisis Services	14,571	14,571	79,247
Psychiatric Rehab and Support Services	7,541	7,541	35,749
Case Management	1,697	1,697	9,565
Forensics	-	-	-
Other Judicial	-	-	-
Pharmacy	-	-	-
Lab Services	-	-	-
Transportation	-	-	-
Occupancy, Depreciation and Amortization	-	-	-
Other Mental Health and Substance Abuse Services	-	-	-
PCP and Specialist Services	-	-	-
Tennessee Health Link	-	-	-
Other Mental Health Services - Write-Ins			-
Subtotal MH&SAS	147,445	147,445	643,747
CHOICES			
Nursing Facility Care	-	-	-
HCBS Services	31	31	-
Subtotal CHOICES	31	31	-
Value Based Payouts			-
Value Based Recoveries			-
Other Medical Incentive Pool and Withhold Adjustments			-
Subtotal Hospital, Medical, MH&SAS, CHOICES	2,194,779	2,194,779	9,920,092
LESS:			
Net Reinsurance Recoveries Incurred			-
Copayments			-
Subrogation and Coordination of Benefits			-
Subtotal Reinsurance, Copay, Subrogation	-	-	-
Total Hospital, Medical, MH&SAS	2,194,779	2,194,779	9,920,092
Administration:			
Compensation	197,026	197,026	724,138
Direct and Allocated Admin expenses	-	-	-
Marketing	16,029	16,029	15,921
Interest Expense	-	-	-
Premium Tax Expense	242,555	242,555	659,336
Occupancy, Depreciation, and Amortization	22,755	22,755	76,145
Other Administration - Write-Ins	71,213	71,213	366,844
Total Administration Expenses	549,578	549,578	1,842,385
Total Expenses	2,744,356	2,744,356	11,762,477
Extraordinary Item	-	-	-
Provision for Income Tax	177,462	177,462	(374,023)
Net Income (Loss)	634,621	634,621	(1,338,060)
Write-Ins for Other Revenues			-
Net Other Revenue	2,987	2,987	6,649
ASO for ECF	-	-	-
Total Other Revenues	2,987	2,987	6,649
Write-Ins for Other Medical and Hospital			-
	-	-	-
Total Other Medical and Hospital	-	-	-
Write-Ins for Other MH & SS			-
	-	-	-
Total Other MH & SS	-	-	-
Write-Ins for Other Administration			-
ACA Health Insurer Fee	-	-	-
Outsourced Services	31,451	31,451	151,523
Postage, Express, and Telephone	3,145	3,145	13,106
Administrative Service Fee	-	-	-
Legal Fees	781	781	8,586
Travel	1,495	1,495	5,889
Auditing, Actuarial, and Other consulting	13,123	13,123	57,309
Other Administration < \$175,000 YTD	21,218	21,218	130,431
Total Other Administration	71,213	71,213	366,844

Wellpoint Tennessee, Inc. - West Region
Cover Kids-Report 2A
For the Period Ending 3/31/2025

Member Months	Current Period	Year-To-Date Total	Previous Year Total
	6,421	6,421	26,846
Revenues:			0.00
TennCare Capitation	2,439,524	2,439,524	6,967,874
Investment	27,185	27,185	81,658
Other Revenues	2,074	2,074	4,667
Total Revenues	2,468,783	2,468,783	7,054,199
Estimated Expenses:			
Hospital and Medical (w/o Mental Health)			
Capitated Physician Services			-
Fee-for Service Physician Services	448,818	448,818	1,717,313
Inpatient Hospital Services	453,629	453,629	1,835,397
Outpatient Hospital Services	90,346	90,346	283,652
Emergency Room Services	65,082	65,082	246,550
Dental Services	-	-	-
Vision Services	2,567	2,567	13,405
Pharmacy Services	-	-	-
Home Health Services	-	-	4,455
Chiropractic Services	-	-	-
Radiology Services	65,098	65,098	277,825
Laboratory Services	63,868	63,868	269,858
Durable Medical Equipment Services	17,604	17,604	72,164
Transportation Services	5,877	5,877	19,235
Outside Referrals	-	-	-
Occupancy, Depreciation and Amortization	-	-	-
Other Medical and Hospital Services - Write-Ins	-	-	-
Subtotal Medical and Hospital	1,212,889	1,212,889	4,739,855
Mental Health and Substance Abuse Services			
Inpatient Psychiatric Facility Services	18,814	18,814	51,044
Inpatient Substance Abuse Treatment and Detox	4,703	4,703	12,761
Outpatient Mental Health Services	49,618	49,618	199,732
Outpatient Substance Abuse Treatment and Detox	110	110	361
Housing/Residential Treatment	-	-	-
Specialized Crisis Services	8,633	8,633	40,006
Psychiatric Rehab and Support Services	4,468	4,468	18,231
Case Management	1,005	1,005	4,796
Forensics	-	-	-
Other Judicial	-	-	-
Pharmacy	-	-	-
Lab Services	-	-	-
Transportation	-	-	-
Occupancy, Depreciation and Amortization	-	-	-
Other Mental Health and Substance Abuse Services	-	-	-
PCP and Specialist Services	-	-	-
Tennessee Health Link	-	-	-
Other Mental Health Services - Write-Ins			-
Subtotal MH&SAS	87,351	87,351	326,931
CHOICES			-
Nursing Facility Care	-	-	-
HCBS Services	18	18	-
Subtotal CHOICES	18	18	-
Value Based Payouts			-
Value Based Recoveries			-
Other Medical Incentive Pool and Withhold Adjustments			-
Subtotal Hospital, Medical, MH&SAS, CHOICES	1,300,259	1,300,259	5,066,786
LESS:			
Net Reinsurance Recoveries Incurred			-
Copayments			-
Subrogation and Coordination of Benefits			-
Subtotal Reinsurance, Copay, Subrogation	-	-	-
Total Hospital, Medical, MH&SAS	1,300,259	1,300,259	5,066,786
Administration:			
Compensation	123,172	123,172	462,375
Direct and Allocated Admin expenses	-	-	-
Marketing	10,021	10,021	10,166
Interest Expense	-	-	-
Premium Tax Expense	151,634	151,634	420,998
Occupancy, Depreciation, and Amortization	14,225	14,225	48,620
Other Administration - Write-Ins	44,519	44,519	234,236
Total Administration Expenses	343,570	343,570	1,176,395
Total Expenses	1,643,829	1,643,829	6,243,181
Extraordinary Item	-	-	-
Provision for Income Tax	174,934	174,934	201,510
Net Income (Loss)	650,020	650,020	609,508
Write-Ins for Other Revenues			
Net Other Revenue	2,074	2,074	4,667
ASO for ECF	-	-	-
Total Other Revenues	2,074	2,074	4,667
Write-Ins for Other Medical and Hospital			-
	-	-	-
Total Other Medical and Hospital	-	-	-
Write-Ins for Other MH & SS			-
	-	-	-
Total Other MH & SS	-	-	-
Write-Ins for Other Administration			
ACA Health Insurer Fee	-	-	-
Claims Adjustment Expense			-
Outsourced Services	19,662	19,662	96,750
Postage, Express, and Telephone	1,966	1,966	8,369
Administrative Service Fee	-	-	-
Legal Fees	489	489	5,482
Travel	935	935	3,760
Auditing, Actuarial, and Other consulting	8,204	8,204	36,593
Transfer Pricing Expense	-	-	-
Other Administration < \$175,000 YTD	13,264	13,264	83,282
Total Other Administration	44,519	44,519	234,236

STATEMENT AS OF MARCH 31, 2025 OF THE Wellpoint Tennessee, Inc.

EXHIBIT 2 - ACCIDENT AND HEALTH PREMIUMS DUE AND UNPAID

[illegible]

EXHIBIT 3 - HEALTH CARE RECEIVABLES

1 Name of Debtor	2 1 - 30 Days	3 31 - 60 Days	4 61 - 90 Days	5 Over 90 Days	6 Nonadmitted	7 Admitted
CarlsonRx	4,874,311	138,486	154,263	584,387	584,387	5,167,060
0199998. Aggregate Pharmaceutical Rebate Receivables Not Individually Listed						
0199999. Total Pharmaceutical Rebate Receivables	4,874,311	138,486	154,263	584,387	584,387	5,167,060
0299998. Aggregate Claim Overpayment Receivables Not Individually Listed	17,269,658	2,209,279	635,844	11,518,103	31,632,884	
0299999. Total Claim Overpayment Receivables	17,269,658	2,209,279	635,844	11,518,103	31,632,884	0
0399998. Aggregate Loans and Advances to Providers Not Individually Listed						
0399999. Total Loans and Advances to Providers	0	0	0	0	0	0
0499998. Aggregate Capitation Arrangement Receivables Not Individually Listed				12,000,000	11,143,465	856,535
0499999. Total Capitation Arrangement Receivables	0	0	0	12,000,000	11,143,465	856,535
0599998. Aggregate Risk Sharing Receivables Not Individually Listed				1,011,687	1,011,687	
0599999. Total Risk Sharing Receivables	0	0	0	1,011,687	1,011,687	0
0699998. Aggregate Other Receivables Not Individually Listed	28,672				28,672	
0699999. Total Other Receivables	28,672	0	0	0	28,672	0
0799999 Gross health care receivables	22,172,641	2,347,765	790,107	25,114,177	44,401,095	6,023,595

EXHIBIT 5 - AMOUNTS DUE FROM PARENT, SUBSIDIARIES AND AFFILIATES

1 Name of Affiliate	2 1 - 30 Days	3 31 - 60 Days	4 61 -90 Days	5 Over 90 Days	6 Nonadmitted	Admitted	
						7 Current	8 Non-Current
						0	
0199999 Total - Individually listed receivables						0	
0299999 Receivables not individually listed						0	
0399999 Total gross amounts receivable						0	