

# FIRE APPARATUS OPERATOR AIRCRAFT RESCUE AND FIRE FIGHTING

## SKILL SHEET PACKAGE

Based on *NFPA 1002: Standard on Fire Apparatus  
Driver/Operator Professional Qualifications*, 2017 Edition.



Tennessee Fire Commission

November 2018

# Certification Criteria

## Fire Apparatus Operator – Aircraft Rescue and Firefighting (ARFF)



### Certification Requirements

To be issued certification for Fire Apparatus Operator – ARFF, the candidate will:

Show successful completion of the pre-requisite requirements.

- Certified at Fire Fighter II by IFSAC or Pro Board or TN Fire Commission  
And
- Certified at Airport Fire Fighter by IFSAC or Pro Board or TN Fire Commission
  
- **Written Examination:** Perform to a minimum 70% competency on the examination. Tested on NFPA 1002 Chapter 4 and 9 must both be pass at 70% or above. (Retest is allowed after 14 days, within one year of skills completion date.)
- **Practical Examination:** Successfully complete the skills evaluation to a minimum of 70% competency and successful completion of all critical points. Evaluators will test 100% of the skills.

Basis: Tennessee Commission on Firefighting, T.C.A..4-24-101: 0360-03-01-.57-Requirements for Certified Fire Apparatus Operator: Aircraft Rescue and Firefighting

## FIRE APPARATUS OPERATOR – SKILLS DESCRIPTION

(TO BE USED IN CONJUNCTION WITH FAO SKILLS DIAGRAM)

(November 2018)

### Serpentine

**Summary:** The serpentine exercise measures the driver's ability to steer the apparatus in close limits without stopping to change the direction of travel so that the apparatus is maneuvered through the obstructions without striking them. The serpentine course will be simulated using the measurements and diagram provided, along with proper placement of cones. The exercise should be conducted with the apparatus moving first backward, then forward. The course or path of travel for this exercise can be established by placing a minimum of three markers in a straight line. The spacing of the markers should be based on the wheel base of the apparatus used. Adequate space must be provided on each side of the markers for the apparatus to move freely.

**Application:** The driver should drive the apparatus along the left side of the markers in a straight line, and stop just beyond the last marker. The driver should then begin the exercise by backing the apparatus between the markers, passing to the left of marker number 1, to the right of marker number 2, and to the left of marker number 3. At this point, the driver should stop the vehicle, and then drive it forward between the markers by passing to the right of marker number 3, to the left of marker number 2, and to the right of marker number 1.

**NOTE:** For larger vehicles, such as an ARFF apparatus, this course might need to be modified.

### Alley Dock

**Summary:** The alley dock exercise measures a driver's ability to drive past a simulated dock or stall and back the apparatus into the space provided, stopping smoothly. A dock or stall will be simulated using the measurements and diagram provided, along with proper placement of cones and/or barricades.

**Application:** The driver should pass the barricades with the dock on the left and then back the apparatus, using a left turn, into the stall. The exercise should then be repeated with the dock on the right side, using a right turn. The apparatus should be parked within the restricted area without having to stop and pull forward and without striking boundary cones or the rear barricade.

**NOTE:** For larger vehicles, such as an ARFF apparatus, this course might need to be modified.

### Diminishing Clearance

**Summary:** The diminishing clearance exercise measures a driver's ability to steer the apparatus in a straight line through areas of restricted horizontal and vertical clearances, to judge the distances from wheel to object, and to stop at a finish line, so that no obstructions are struck. The diminishing clearance will be simulated using the measurements and diagram provided, along with proper placement of cones and/or barricades. The speed at which a driver should operate the apparatus is optional, but it should be great enough to necessitate quick judgment. The exercise is to be performed both forward and in reverse with a spotter.

**Application:** The driver should maneuver the apparatus through the lane forward without touching the markers, stopping at a finish line beyond the last marker. No portion of the apparatus should protrude beyond the line. The driver should then back the apparatus out of the restricted area without touching the markers. Vertical clearance

judgment should be evaluated using a prop with a crossbar that is adjustable, based on the height of the apparatus.

**NOTE:** During the evaluation, the driver should drive forward and back through the prop with the crossbar at several different heights, including one that is lower than the top of the apparatus. The prop should not be struck. The intent of the vertical clearance judgment is for proper identification of the allowable height of a space relative to the apparatus.

### **Confined Space Turnaround**

**Summary:** The confined space turnaround exercise measures a driver's ability to turn the apparatus around in a confined space without striking obstacles. The confined space will be simulated using the measurements and diagram provided, along with proper placement of cones.

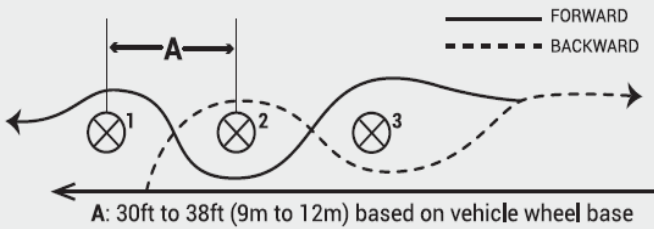
**Application:** The driver should move into the area from the opening in the center of one of the 50 foot legs, turn the apparatus 180 degrees, and return through the opening. There is no limitation on the number of times the driver has to maneuver the apparatus to accomplish this exercise (3-point turn, 5-point turn, etc.), but no portion of the apparatus should extend over the boundary lines of the space.

**NOTE:** For larger vehicles, such as an ARFF apparatus, this course might need to be modified.

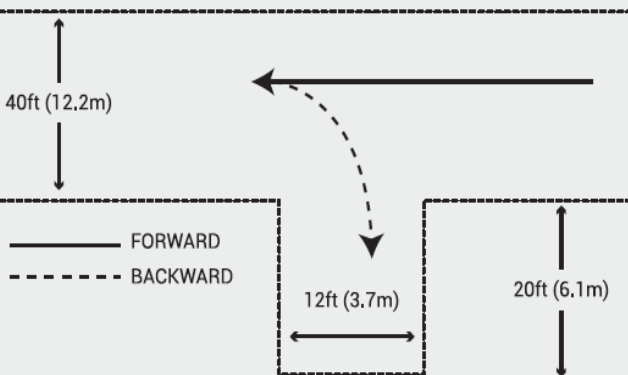


# FIRE APPARATUS OPERATOR SKILLS DIAGRAMS

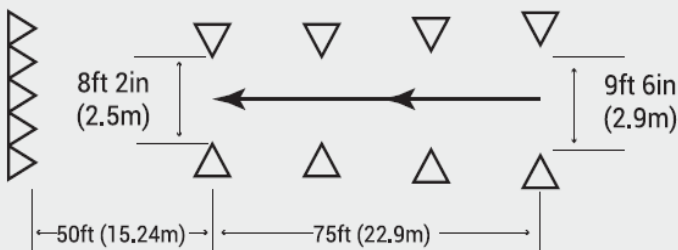
## SERPENTINE EXERCISE (#3)



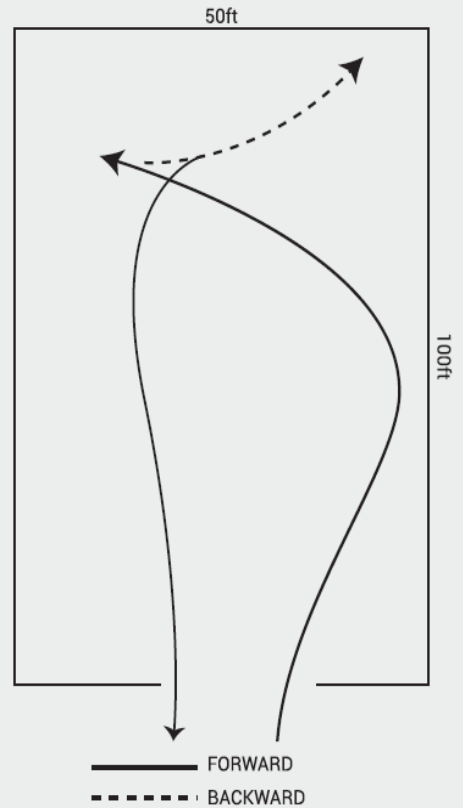
## ALLEY DOCK EXERCISE (#4)



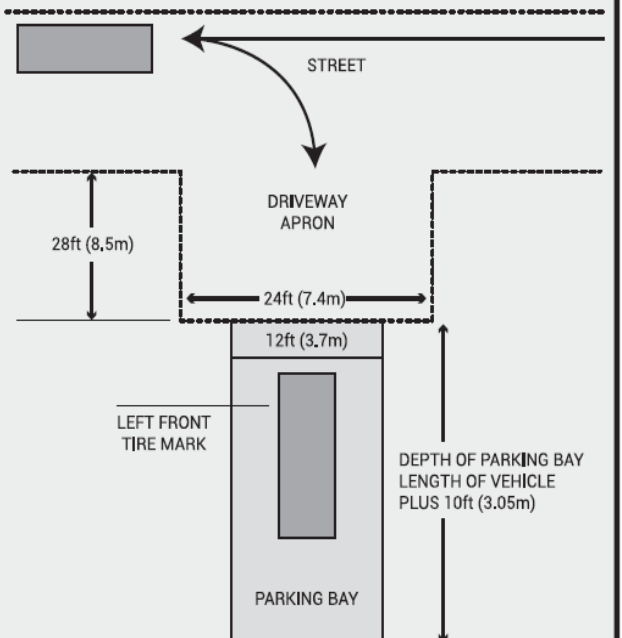
## DIMINISHING CLEARANCE EXERCISE (#5)



## CONFINED SPACE TURNAROUND (#6)



## PARKING PROCEDURE





# Preventive Maintenance – Operational Status of an ARFF Apparatus

Reference source: NFPA 1002, *Standard for Fire Apparatus Driver/Operator Professional Qualifications*, 4.2.1, 4.2.2, 9.1.1, 2017 Edition

Fire Apparatus Operator - ARFF

## Skill Sheet- FAO: ARFF - 01

The candidate, given an **ARFF Apparatus**, its manufacturer's specifications, maintenance and inspection forms, and policies and procedures of the jurisdiction, shall perform and document routine tests, inspections, and servicing functions on the systems and components specified in the performance steps, so that the operational status of the vehicle is verified and deficiencies are reported.

**Use Maintenance and Inspection Form FAO: ARFF 01-A**

**Expected time to complete skill(s) is 25 minutes**

Performance Steps	Test		Retest	
	P	F	P	F
<b>Safely performs the following steps:</b>				
1. Identifies correct hand tools for use during inspection; uses appropriately				
2. <b>Inspects tires, sufficient tread and inflated to manufacturer's specifications - CRITICAL POINT</b>				
3. Inspects batteries as clean, corrosion free, and secured				
4. <b>Inspects engine oil, fluid level within manufacturer's specifications - CRITICAL POINT</b>				
5. Inspects fuel level, fuel above ¾ tank				
6. <b>Inspects coolant fluid level; fluid level is within manufacturer's specifications - CRITICAL POINT</b>				
7. <b>Inspects belts for tightness &amp; excessive wear (engine not running) - CRITICAL POINT</b>				
8. <b>Inspects electrical system, all running and emergency lights are operational, electronic audible devices are operational - CRITICAL POINT</b>				
9. <b>Inspects braking system for air/fluid leaks – CRITICAL POINT</b>				
10. Inspects steering system linkage for wear, fluid level within manufacturer's specifications				
11. <b>Inspects fluid level in transmission, fluid level within manufacturer's specifications - CRITICAL POINT</b>				

**Continued on Page 2**

**Evaluator Notes**



# Preventive Maintenance – Operational Status of an ARFF Apparatus

Reference source: NFPA 1002, *Standard for Fire Apparatus Driver/Operator Professional Qualifications*, 4.2.1, 4.2.2, 9.1.1, 2017 Edition

Fire Apparatus Operator - ARFF

## Skill Sheet- FAO: ARFF - 01

The candidate, given an **ARFF Apparatus**, its manufacturer’s specifications, maintenance and inspection forms, and policies and procedures of the jurisdiction, shall perform and document routine tests, inspections, and servicing functions on the systems and components specified in the performance steps, so that the operational status of the vehicle is verified and deficiencies are reported.

**Use Maintenance and Inspection Form FAO: ARFF 01-A**

**Expected time to complete skill(s) is 25 minutes**

Criteria/Performance Steps Continued:		Test		Retest	
Safely performs the following steps:		P	F	P	F
12. Inspects agent dispensing systems					
13. Inspects secondary extinguishing systems					
14. Inspects vehicle-mounted breathing air systems					
15. Documents tests, inspections and servicing functions; reports deficiencies on the departmental maintenance and inspection forms					
16. Recognizes any system problems and corrects any deficiencies found					
<b>Candidate must successfully perform 12/16 including ALL CRITICAL POINTS</b>		Score: __/16		Score: __/16	
<b>Evaluator Notes</b>					
Evaluator Print Name & Signature:		Date	Overall Skill Sheet Score		
			Pass ___	Fail ___	
By my signature above, I verify that I am currently certified to the level I am testing (TN/PB/IFSAC)					
Re-Test Evaluator Print Name & Signature:		Overall Skill Sheet Re-Test Score			
		Pass ___	Fail ___		
By my signature above, I verify that I am currently certified to the level I am testing (TN/PB/IFSAC)					
Candidate Print Name & Signature:		Candidate: Print Name or Candidate #			
<b>Note to Evaluator(s):</b> By your signature above, you verify that you are qualified to serve as an Tennessee Fire Commission Evaluator, have followed TFFC Testing Policies and have witnessed that the above candidate has tested the above skills in their entirety.					
<b>Note to Student:</b> Skill will end when you state or indicate to the evaluator that you have completed all the identified steps. Notify the evaluator at <b>ANY</b> time that you have a safety concern					



# Preventive Maintenance/Documentation Maintenance & Inspection Form

Fire Apparatus Operator – ARFF

**FAO: ARFF - 01-A**

The candidate shall use safety equipment and hand tools to test, inspect or service the items on the checklist to recognize any system problems and correct any deficiency according to agency policies and procedures. Place a mark in the “Item Checked” column after each item is checked. Use the “Notes” column to note any deficiencies.

Date and sign the form in the indicated area  
**This form is to be used in conjunction with Skill Sheet 01**

Apparatus		Date	Mileage
Item		Item Checked	Notes
Visually inspect the exterior of the apparatus for obvious problems or damages.			
<b>Batteries</b>			
Checked water level, if applicable			
Checked tightness of terminals with appropriate hand tool			
Inspected terminals for corrosion			
Evaluated general condition (damage, tie-downs)			
<b>Braking system</b>			
Check for leaks			
Ensure manual or automatic purging of excess condensation			
Ensure that the brakes will stop the vehicle, by driving and depressing brake pedal			
<b>Coolant system</b>			
Check for leaks in the cooling system			
Check condition of hoses and/or lines			
Ensure coolant level is within manufacturer’s recommended specifications			
<b>Electrical system</b>			
Ensure charging system is operational			
Confirm gauges are functioning			
Check ignition system by starting engine			
Ensure all vehicle lights are operational			
Ensure all visual & audible emergency warning devices are operational			
Evaluate general condition of accessible wires and connections			
<b>Fuel</b>			
Check fuel gauge level			
<b>Hydraulic System</b>			
Checks all hydraulic system’s fluid levels			
Checks for leaks			





# Preventive Maintenance/Documentation Maintenance & Inspection Form

Fire Apparatus Operator – ARFF

**FAO: ARFF - 01-A**

The candidate shall use safety equipment and hand tools to test, inspect or service the items on the checklist to recognize any system problems and correct any deficiency according to agency policies and procedures. Place a mark in the “Item Checked” column after each item is checked. Use the “Notes” column to note any deficiencies.

Date and sign the form in the indicated area  
**This form is to be used in conjunction with Skill Sheet 01**

<b>Oil</b>		
Check for leaks		
Ensure engine oil level is within manufacturer’s recommended specifications		
Ensure engine oil pressure with engine on is within manufacturer’s recommended specifications		
<b>Tires</b>		
Tire pressure is within manufacturer’s recommended specifications		
Proper tread depth		
<b>Steering</b>		
Checks power steering fluid reservoir level		
Checks steering device (mechanical components of steering assembly)		
Steering wheel play is less than 10 degrees		
<b>Belts</b>		
Inspects all belts for proper tension, excessive wear, breaks or cracking		
Identifies that there are not missing belts		
<b>Tools, appliances and equipment</b>		
Supply hose		
Pre-connected hose		
Ladders		
Hand tools		
Power tools		
<b>Notes:</b>		

<b>Date:</b>	<b>Candidate Print Name &amp; ID::</b>	<b>Candidate Signature:</b>



## Driving Operations - ARFF Apparatus

Reference source: NFPA 1002, *Standard for Fire Apparatus Driver/Operator Professional Qualifications*, 4.3.1, 4.3.6, 4.3.7, 2017 Edition

Fire Apparatus Operator - ARFF

### Skill Sheet - FAO: ARFF - 02

The candidate, given an **ARFF Apparatus** and a predetermined route on a public way or simulated route that incorporates the maneuvers and features as specified in the performance steps listed that the driver/operator is expected to encounter during normal and emergency operations, shall operate a fire department vehicle so that the vehicle is operated in compliance with all applicable state and local laws and departmental rules and regulations.

**Expected time to complete skill(s) is 25 minutes**

Performance Steps	Test		Retest	
	P	F	P	F
<b>Safely performs the following steps:</b>				
1. Check and adjust driver's seat as needed				
2. Check and adjust vehicle mirrors as needed				
3. <b>Fasten passenger restraint before putting vehicle in motion – CRITICAL POINT</b>				
4. Maneuvers four left turns properly				
5. Maneuvers four right turns properly				
6. Maneuvers urban business street or urban two lane road properly, 1 mile in length				
7. Maneuvers through three intersections, two that require a complete stop				
8. Maneuvers at least one curve properly (left or right)				
9. <b>Maneuvers railroad crossings properly - CRITICAL POINT</b>				
10. Maneuvers entrance and exit to limited access highway properly				
11. Maneuvers two lane changes on limited access highway properly				
12. Maneuvers downgrades steep enough to require downshift/braking properly				
13. Maneuvers upgrades steep enough to require gear changing to maintain speed				
14. Maneuvers through low clearance/bridge properly				
15. Maneuvers on an environmentally affected road surface				
16. <b>Operates vehicle safely and in accordance with applicable laws by maintaining safe following distances, maintaining control of vehicle, and travelling at safe speeds given road/weather/traffic conditions - CRITICAL POINT</b>				
17. Maintains awareness of vehicle gauges and instruments				
18. Deploys, energizes and monitors the system and equipment (equipment and systems include, but are not limited to, electric generation equipment, floodlighting systems, air compressors, air cascade systems, hydraulic rescue tool systems, power reels for air or hydraulic hose)				
19. Recognizes and corrects system problems				
<b>Candidate must successfully perform 14/19 including ALL CRITICAL POINTS</b>	Score: ___/19		Score: ___/19	
<b>Continued on Page 2</b>				



# Driving Operations - ARFF Apparatus

Reference source: NFPA 1002, *Standard for Fire Apparatus Driver/Operator Professional Qualifications*, 4.3.1, 4.3.6, 4.3.7, 2017 Edition

Fire Apparatus Operator - ARFF

## Skill Sheet - FAO: ARFF - 02

The candidate, given an **ARFF Apparatus** and a predetermined route on a public way or simulated route that incorporates the maneuvers and features as specified in the performance steps listed that the driver/operator is expected to encounter during normal and emergency operations, shall operate a fire department vehicle so that the vehicle is operated in compliance with all applicable state and local laws and departmental rules and regulations.

**Expected time to complete skill(s) is 25 minutes**

<p style="text-align: center;"><b>Evaluator Notes</b></p>		
<b>Evaluator Print Name &amp; Signature:</b>	<b>Date</b>	<b>Overall Skill Sheet Score</b>
		Pass ___      Fail ___
By my signature above, I verify that I am currently certified to the level I am testing (TN/PB/IFSAC)		
<b>Re-Test Evaluator Print Name &amp; Signature:</b>		<b>Overall Skill Sheet Re-Test Score</b>
		Pass ___      Fail ___
By my signature above, I verify that I am currently certified to the level I am testing (TN/PB/IFSAC)		
<b>Candidate Print Name &amp; Signature:</b>	<b>Candidate: Print Name or Candidate #</b>	
<p><b>Note to Evaluator(s):</b> By your signature above, you verify that you are qualified to serve as an Tennessee Fire Commission Evaluator, have followed TFFC Skills Testing Policies and have witnessed that the above candidate has tested the above skills in their entirety.</p>		
<p><b>Note to Student:</b> Skill will end when you state or indicate to the evaluator that you have completed all the identified steps. Notify the evaluator at <b>ANY</b> time that you have a safety concern.</p>		



# Serpentine Exercise - ARFF Apparatus

Reference source: NFPA 1002, *Standard for Fire Apparatus Driver/Operator Professional Qualifications*, 4.3.3, 2017 Edition

Fire Apparatus Operator - ARFF

## Skill Sheet - FAO: ARFF - 03

The candidate, given an **ARFF Apparatus**, a spotter for backing, and a roadway with obstructions shall maneuver a vehicle around obstructions on a roadway while moving forward and in reverse, so that the vehicle is maneuvered through the obstructions without stopping to change the direction of travel and without striking the obstructions.

**Expected time to complete skill(s) is 25 minutes**

Performance Steps	Test		Retest	
	P	F	P	F
<b>Safely performs the following steps:</b>				
1. Check and adjust driver's seat as needed				
2. Check and adjust vehicle mirrors as needed				
3. <b>Fasten passenger restraint before putting vehicle in motion - CRITICAL POINT</b>				
4. Drives the apparatus in a straight line along the left side of the course to begin				
5. Backs the apparatus between the markers – passing to the left of marker 1, right of marker 2, left of marker 3				
6. Does not stop the vehicle while backing				
7. Utilizes mirrors and spotter for backing				
8. Does not strike marker while backing				
9. Drives the apparatus forward between the markers – passing to the right of marker 3, left of marker 2, right of marker 1				
10. Does not stop the vehicle while driving forward				
11. Does not strike marker while driving forward				
<b>Candidate must successfully perform 8/11 including ALL CRITICAL POINTS</b>	Score: __/11		Score: __/11	
<b>Evaluator Notes</b>				
Evaluator Print Name & Signature:		Date	Overall Skill Sheet Score	
			Pass ___	Fail ___
By my signature above, I verify that I am currently certified to the level I am testing (TN/PB/IFSAC)				
Re-Test Evaluator Print Name & Signature:		Overall Skill Sheet Re-Test Score		
		Pass ___	Fail ___	
By my signature above, I verify that I am currently certified to the level I am testing (TN/PB/IFSAC)				
Candidate Print Name & Signature:		Candidate: Print Name or Candidate #		

**Note to Evaluator(s):** By your signature above, you verify that you are qualified to serve as an Tennessee Fire Commission Evaluator, have followed TFFC Testing Policies and have witnessed that the above candidate has tested the above skills in their entirety.

**Note to Student:** Skill will end when you state or indicate to the evaluator that you have completed all the identified steps. Notify the evaluator at **ANY** time that you have a safety concern



# Alley Dock Exercise - ARFF Apparatus

Reference source: NFPA 1002, *Standard for Fire Apparatus Driver/Operator Professional Qualifications*, 4.3.2, 2017 Edition

Fire Apparatus Operator - ARFF

## Skill Sheet - FAO: ARFF - 04

The candidate, given an **ARFF Apparatus**, a spotter and restricted spaces 12 ft. (3.7 m) in width, requiring 90-degree right-hand and left-hand turns from the roadway shall back a vehicle from the roadway into a restricted space on both the right and the left sides of the vehicle, so that the vehicle is parked within the restricted area without having to stop and pull forward and without striking obstructions.

**Expected time to complete skill(s) is 25 minutes**

Performance Steps	Test		Retest	
	P	F	P	F
<b>Safely performs the following steps:</b>				
1. Check and adjust driver's seat as needed				
2. Check and adjust vehicle mirrors as needed				
3. <b>Fasten passenger restraint before putting vehicle in motion – CRITICAL POINT</b>				
<b>Left Alley Dock</b>				
4. Passes the barricades with the dock on the left				
5. Backs the apparatus using a left turn into the stall				
6. Stops apparatus without striking the dock				
7. Does not strike any course markers				
8. Utilizes mirrors for backing				
9. <b>Utilizes spotter for backing – CRITICAL POINT</b>				
10. Appropriately judges vehicle distance				
<b>Right Alley Dock</b>				
11. Passes the barricades with the dock on the right				
12. Backs the apparatus using a right turn into the stall				
13. Stops apparatus without striking the dock				
14. Does not strike any course markers				
15. Utilizes mirrors for backing				
16. <b>Utilizes spotter for backing – CRITICAL POINT</b>				
17. Appropriately judges vehicle distance				
<b>Candidate must successfully perform 12/17 including ALL CRITICAL POINTS</b>	Score: __/17		Score: __/17	

### Evaluator Notes

<b>Evaluator Print Name &amp; Signature:</b>	<b>Date</b>	<b>Overall Skill Sheet Score</b>	
		Pass ___	Fail ___
<b>By my signature above, I verify that I am currently certified to the level I am testing (TN/PB/IF SAC)</b>			
<b>Re-Test Evaluator Print Name &amp; Signature:</b>		<b>Overall Skill Sheet Re-Test Score</b>	
		Pass ___	Fail ___
<b>By my signature above, I verify that I am currently certified to the level I am testing (TN/PB/IF SAC)</b>			
<b>Candidate Print Name &amp; Signature:</b>		<b>Candidate: Print Name or Candidate #</b>	

**Note to Evaluator(s):** By your signature above, you verify that you are qualified to serve as an Tennessee Fire Commission Evaluator, have followed TFFC Testing Policies and have witnessed that the above candidate has tested the above skills in their entirety.

**Note to Student:** Skill will end when you state or indicate to the evaluator that you have completed all the identified steps. Notify the evaluator at **ANY** time that you have a safety concern



# Diminishing Clearance Exercise - ARFF Apparatus

Reference source: NFPA 1002, *Standard for Fire Apparatus Driver/Operator Professional Qualifications*, 4.3.5, 2017 Edition

Fire Apparatus Operator - ARFF

## Skill Sheet – FAO: ARFF - 05

The candidate given an **ARFF Apparatus**, and a course that requires the candidate to move through areas of restricted horizontal and vertical clearances shall maneuver a fire apparatus in areas with restricted horizontal and vertical clearances, so that the candidate accurately judges the ability of the vehicle to pass through the openings and so that no obstructions are struck.

**Expected time to complete skill(s) is 25 minutes**

Performance Steps	Test		Retest	
Safely performs the following steps:	P	F	P	F
1. Check and adjust driver's seat as needed				
2. Check and adjust vehicle mirrors as needed				
3. <b>Fasten passenger restraint before putting vehicle in motion – CRITICAL POINT</b>				
Horizontal Clearance				
4. Drives the apparatus through the diminishing lane in both forward and reverse				
5. Does not touch course marker				
6. <b>Stops without any portion of the vehicle protruding beyond the finish line – CRITICAL POINT</b>				
7. Utilizes mirrors while moving				
8. Appropriately judges vehicle distance				
9. Uses a spotter				
Vertical Clearance				
10. Drives the apparatus through the vertical crossbar in both forward and reverse				
11. <b>Does not strike the prop – CRITICAL POINT</b>				
12. Utilizes mirrors while moving				
13. Appropriately judges vehicle distance				
14. Uses a spotter				
<b>Candidate must successfully perform 10/14 including ALL CRITICAL POINTS</b>	Score: __/14		Score: __/14	

**Evaluator Notes**

Evaluator Print Name & Signature:	Date	Overall Skill Sheet Score	
		Pass ___	Fail ___
By my signature above, I verify that I am currently certified to the level I am testing (TN/PB/IFSAC)			
Re-Test Evaluator Print Name & Signature:	Overall Skill Sheet Re-Test Score		
		Pass ___	Fail ___
By my signature above, I verify that I am currently certified to the level I am testing (TN/PB/IFSAC)			
Candidate Print Name & Signature:	Candidate: Print Name or Candidate #		

**Note to Evaluator(s):** By your signature above, you verify that you are qualified to serve as an Tennessee Fire Commission Evaluator, have followed TFFC Skills Testing Policies and have witnessed that the above candidate has tested the above skills in their entirety.

**Note to Student:** Skill will end when you state or indicate to the evaluator that you have completed all the identified steps. Notify the evaluator at **ANY** time that you have a safety concern



# Confined Space Turn-Around Exercise - ARFF Apparatus

Reference source: NFPA 1002, *Standard for Fire Apparatus Driver/Operator Professional Qualifications*, 4.3.4, 2017 Edition

Fire Apparatus Operator - ARFF

## Skill Sheet - FAO: ARFF - 06

The candidate given an **ARFF Apparatus**, a spotter for backing up and an area in which the vehicle cannot perform a U-turn without stopping and backing up, the candidate shall turn the vehicle 180 degrees within a confined space, so that the vehicle is turned 180 degrees without striking obstructions within the given space.

**Expected time to complete skill(s) is 25 minutes**

Performance Steps	Test		Retest	
Safely performs the following steps:	P	F	P	F
1. Check and adjust driver's seat as needed				
2. Check and adjust vehicle mirrors as needed				
3. <b>Fasten passenger restraint before putting vehicle in motion – CRITICAL POINT</b>				
4. Maintains normal driving position				
5. Maneuvers the apparatus into the area through an opening				
6. Turns the vehicle 180 degrees				
7. Maneuvers the apparatus back through the opening				
8. No portion of the apparatus extends over the boundary lines of the space at any time				
9. Utilizes mirrors while backing				
10. <b>Utilizes a spotter while backing – CRITICAL POINT</b>				
11. Appropriately judges vehicle clearance				
<b>Candidate must successfully perform 8/11 including ALL CRITICAL POINTS</b>	Score: __/11		Score: __/11	

### Evaluator Notes

Evaluator Print Name & Signature:	Date	Overall Skill Sheet Score	
		Pass ___	Fail ___
By my signature above, I verify that I am currently certified to the level I am testing (TN/PB/IF SAC)			
Re-Test Evaluator Print Name & Signature:		Overall Skill Sheet Re-Test Score	
		Pass ___	Fail ___
By my signature above, I verify that I am currently certified to the level I am testing (TN/PB/IF SAC)			
Candidate Print Name & Signature:		Candidate: Print Name or Candidate #	

**Note to Evaluator(s):** By your signature above, you verify that you are qualified to serve as an Tennessee Fire Commission Evaluator, have followed TFFC Skills Testing Policies and have witnessed that the above candidate has tested the above skills in their entirety.

**Note to Student:** Skill will end when you state or indicate to the evaluator that you have completed all the identified steps. Notify the evaluator at **ANY** time that you have a safety concern



# Operate an ARFF Apparatus Off of an Improved Surface

Reference sources: NFPA 1002, *Standard on Fire Apparatus Driver/Operator Professional Qualifications*, 9.1.2, 9.1.3, 2017 Edition

Fire Apparatus Operator: ARFF

## Skill Sheet- FAO: ARFF – 07

The candidate, given a predetermined route off of an improved surface, shall operate the **ARFF Apparatus** so that the vehicle is operated in compliance with all applicable federal, state/provincial, and local laws; departmental rules and regulations; and the design limitations of the vehicle.

**Expected time to complete skill(s) is 25 minutes**

Performance Steps	Test		Retest	
Safely performs the following steps:	P	F	P	F
1. Check and adjust driver's seat as needed				
2. Check and adjust vehicle mirrors as needed				
3. <b>Fasten passenger restraint before putting vehicle in motion – CRITICAL POINT</b>				
4. Operates apparatus on each of the following: <ul style="list-style-type: none"> <li>• loose or wet soil</li> <li>• steep grades (30 percent fore and aft)</li> <li>• limited site distance</li> <li>• vehicle clearance obstacles (height, width, undercarriage)</li> <li>• limited space for turnaround</li> <li>• side slopes (20 percent side to side)</li> </ul>				
5. <b>Operates vehicle safely and in accordance with applicable laws by maintaining safe following distances, maintaining control of vehicle and travelling at safe speeds given road/weather/traffic conditions - CRITICAL POINT</b>				
6. Maintains awareness of vehicle gauges and instruments				
<b>Candidate must successfully perform 5/6 including ALL CRITICAL POINTS</b>	Score: ___/6		Score: ___/6	
<b>Evaluator Notes</b>				
Evaluator Print Name & Signature:	Date	Overall Skill Sheet Score		
		Pass___	Fail___	
By my signature above, I verify that I am currently certified to the level I am testing (TN/PB/IFSAC)				
Re-Test Evaluator Print Name & Signature:	Overall Skill Sheet Re-Test Score			
	Pass___	Fail___		
By my signature above, I verify that I am currently certified to the level I am testing (TN/PB/IFSAC)				
Candidate Print Name & Signature:		Candidate: Print Name or Candidate #		
<b>Note to Evaluator(s):</b> By your signature above, you verify that you are qualified to serve as an Tennessee Fire Commission Evaluator, have followed TFFC Testing Policies and have witnessed that the above candidate has tested the above skills in their entirety.				
<b>Note to Student:</b> Skill will end when you state or indicate to the evaluator that you have completed all the identified steps. Notify the evaluator at <b>ANY</b> time that you have a safety concern.				





## Maneuver & Position an ARFF Apparatus

Reference sources: NFPA 1002, *Standard on Fire Apparatus Driver/Operator Professional Qualifications*, 9.2.1, 2017 Edition

Fire Apparatus Operator: ARFF

## Skill Sheet- FAO: ARFF – 08

The candidate, given an incident location and description that involves the largest aircraft that routinely uses the airport, shall maneuver and position the **ARFF Apparatus** so that the vehicle is positioned for correct operation at each operational position for the aircraft.

**Expected time to complete skill(s) is 25 minutes**

Performance Steps	Test		Retest	
Safely performs the following steps:	P	F	P	F
1. Check and adjust driver's seat as needed				
2. Check and adjust vehicle mirrors as needed				
3. <b>Fasten passenger restraint before putting vehicle in motion – CRITICAL POINT</b>				
4. Determines correct position for apparatus				
5. Maneuvers vehicle for fire-fighting and rescue operations for the aircraft				
6. <b>Positions apparatus within capabilities and limitations of turret device related to reach – CRITICAL POINT</b>				
7. Avoids obstacles to operations				
<b>Candidate must successfully perform 5/7 including ALL CRITICAL POINTS</b>	<b>Score: <u>  </u> / 7</b>		<b>Score: <u>  </u> / 7</b>	
<b>Evaluator Notes</b>				
Evaluator Print Name & Signature:		Date	Overall Skill Sheet Score	
			Pass <u>    </u>	Fail <u>    </u>
By my signature above, I verify that I am currently certified to the level I am testing (TN/PB/IFSAC)				
Re-Test Evaluator Print Name & Signature:		Overall Skill Sheet Re-Test Score		
		Pass <u>    </u> Fail <u>    </u>		
By my signature above, I verify that I am currently certified to the level I am testing (TN/PB/IFSAC)				
Candidate Print Name & Signature:		Candidate: Print Name or Candidate #		
<b>Note to Evaluator(s):</b> By your signature above, you verify that you are qualified to serve as an Tennessee Fire Commission Evaluator, have followed TFFC Testing Policies and have witnessed that the above candidate has tested the above skills in their entirety.				
<b>Note to Student:</b> Skill will end when you state or indicate to the evaluator that you have completed all the identified steps. Notify the evaluator at <b>ANY</b> time that you have a safety concern.				



# Produce a Fire Stream While Moving

Reference sources: NFPA 1002, *Standard on Fire Apparatus Driver/Operator Professional Qualifications*, 9.2.2, 2017 Edition.

Fire Apparatus Operator: ARFF

## Skill Sheet- FAO: ARFF – 09

The candidate, given a discharge rate and intended target, shall produce a fire stream while the **ARFF Apparatus** is in both forward and reverse power modulation so that the pump is engaged, the turrets are deployed, the agent is delivered to the intended target at the correct rate, and the apparatus is moved and continuously monitored for potential problems.

**Expected time to complete skill(s) is 25 minutes**

Performance Steps	Test		Retest	
Safely performs the following steps:	P	F	P	F
1. Check and adjust driver's seat as needed				
2. Check and adjust vehicle mirrors as needed				
3. <b>Fasten passenger restraint before putting vehicle in motion – CRITICAL POINT</b>				
4. Determines the proper position for the apparatus				
5. Maneuvers the apparatus into the proper position				
6. Engages the pump				
7. Deploys the turrets				
8. <b>Delivers the agent to the intended target at the correct rate determined by the operator – CRITICAL POINT</b>				
9. Determines the length of time the extinguishing agent will be available				
10. Moves in both forward and reverse				
11. Avoids obstacles to operations				
<b>Candidate must successfully perform 8/11 including ALL CRITICAL POINTS</b>	Score: __/11		Score: __/11	

### Evaluator Notes

Evaluator Print Name & Signature:	Date	Overall Skill Sheet Score	
		Pass____	Fail____
By my signature above, I verify that I am currently certified to the level I am testing (TN/PB/IFSAC)			
Re-Test Evaluator Print Name & Signature:		Overall Skill Sheet Re-Test Score	
		Pass____	Fail____
By my signature above, I verify that I am currently certified to the level I am testing (TN/PB/IFSAC)			
Candidate Print Name & Signature:	Candidate: Print Name or Candidate #		

**Note to Evaluator(s):** By your signature above, you verify that you are qualified to serve as an Tennessee Fire Commission Evaluator, have followed TFFC Testing Policies and have witnessed that the above candidate has tested the above skills in their entirety.

**Note to Student:** Skill will end when you state or indicate to the evaluator that you have completed all the identified steps. Notify the evaluator at **ANY** time that you have a safety concern.



# Produce a Fire Stream From Source

Reference sources: NFPA 1002, *Standard on Fire Apparatus Driver/Operator Professional Qualifications*, 9.2.3, 2017 Edition.

Fire Apparatus Operator: ARFF

## Skill Sheet- FAO: ARFF – 10

The candidate, given a discharge rate and water supply, shall produce a fire stream so that the pump is engaged, the turrets are deployed, the agent is delivered to the intended target at the correct rate, and the **ARFF Apparatus** is continuously monitored for potential problems.

**Expected time to complete skill(s) is 25 minutes**

Performance Steps	Test		Retest	
	P	F	P	F
<b>Safely performs the following steps:</b>				
1. Check and adjust driver's seat as needed				
2. Check and adjust vehicle mirrors as needed				
3. <b>Fasten passenger restraint before putting vehicle in motion – CRITICAL POINT</b>				
4. Determines the proper position for the apparatus				
5. Maneuvers the apparatus into the proper position				
6. Engages the pump				
7. Uses <u>each</u> of the following water supply sources: <ul style="list-style-type: none"> <li>• Internal apparatus tank</li> <li>• Pressurized source (hydrant or supply from another apparatus)</li> <li>• Static source (if apparatus is equipped for drafting)</li> </ul>				
8. <b>Delivers the agent to the intended target at the correct rate determined by the operator. – CRITICAL POINT</b>				
9. Determines the length of time the extinguishing agent will be available				
10. Avoids obstacles to operations				
<b>Candidate must successfully perform 7/10 including ALL CRITICAL POINTS</b>	Score: ___/10		Score: ___/10	

### Evaluator Notes

Evaluator Print Name & Signature:	Date	Overall Skill Sheet Score	
		Pass ___	Fail ___

By my signature above, I verify that I am currently certified to the level I am testing (TN/PB/IFSAC)

Re-Test Evaluator Print Name & Signature:	Overall Skill Sheet Re-Test Score	
	Pass ___	Fail ___

By my signature above, I verify that I am currently certified to the level I am testing (TN/PB/IFSAC)

Candidate Print Name & Signature:	Candidate: Print Name or Candidate #
-----------------------------------	--------------------------------------

**Note to Evaluator(s):** By your signature above, you verify that you are qualified to serve as an Tennessee Fire Commission Evaluator, have followed TFFC Testing Policies and have witnessed that the above candidate has tested the above skills in their entirety.

**Note to Student:** Skill will end when you state or indicate to the evaluator that you have completed all the identified steps. Notify the evaluator at **ANY** time that you have a safety concern.



# Initiate the Response to a Reported Emergency

Reference sources: NFPA 1002, *Standard on Fire Apparatus Driver/Operator Professional Qualifications*, 4.4.1.,4.4.2.,4.4.3.,4.4.4, 2017 Edition

Fire Apparatus Operator: ARFF

## Skill Sheet- FAO: ARFF – 11

The candidate shall demonstrate the procedures for reporting an emergency, utilizing departmental SOP's for taking and receiving alarms, radio codes or procedures, and information needs of dispatch center. Upon learning of a reported emergency you will demonstrate the proper procedures for reporting an emergency, departmental SOP's for taking and receiving alarms, radio procedures, and information needs of the dispatch center.

**Expected time to complete skill(s) is 10 minutes**

Performance Steps	Test		Retest	
Safely performs the following steps:	P	F	P	F
1. Operate fire department communications equipment..				
2. Demonstrates department SOP's of taking and receiving alarms.				
3. <b>Demonstrates the ability to relay information.D.-CRITICAL POINT</b>				
4. Demonstrate the ability to record information.D				
5. Demonstrates the ability to operate fire station telephone and intercom equipment.				
6. <b>Demonstrates the ability to operate radio equipment and discriminate between routine and emergency traffic. CRITICAL POINT</b>				
7. Demonstrates the ability to activate emergency procedures in accordance with departmental SOP's.				
<b>Candidate must successfully perform 5/7 including ALL CRITICAL POINTS</b>	<b>Score: <u>  </u> /7</b>		<b>Score: <u>  </u> /7</b>	
<b>Evaluator Notes</b>				
Evaluator Print Name & Signature:		Date	Overall Skill Sheet Score	
			Pass <u>    </u>	Fail <u>    </u>
By my signature above, I verify that I am currently certified to the level I am testing (TN/PB/IFSAC)				
Re-Test Evaluator Print Name & Signature:		Overall Skill Sheet Re-Test Score		
		Pass <u>    </u> Fail <u>    </u>		
By my signature above, I verify that I am currently certified to the level I am testing (TN/PB/IFSAC)				
Candidate Print Name & Signature:		Candidate: Print Name or Candidate #		
<b>Note to Evaluator(s):</b> By your signature above, you verify that you are qualified to serve as an Tennessee Fire Commission Evaluator, have followed TFFC Testing Policies and have witnessed that the above candidate has tested the above skills in their entirety.				
<b>Note to Student:</b> Skill will end when you state or indicate to the evaluator that you have completed all the identified steps. Notify the evaluator at <b>ANY</b> time that you have a safety concern.				