
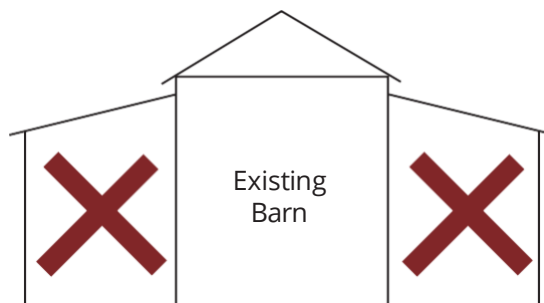


TAEP Hay Storage Examples



Standalone Center Structure Only

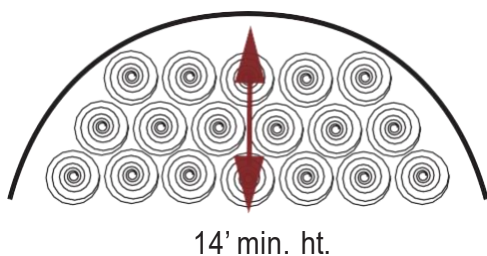
Not eligible — completely enclosed buildings.
At least one side/end must be completely open.



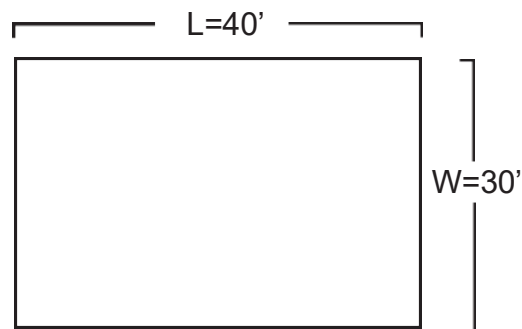
Not Eligible - Additions

- Side shed addition(s) to new or existing barn — not eligible.
- Extension in length to existing barn — not eligible.

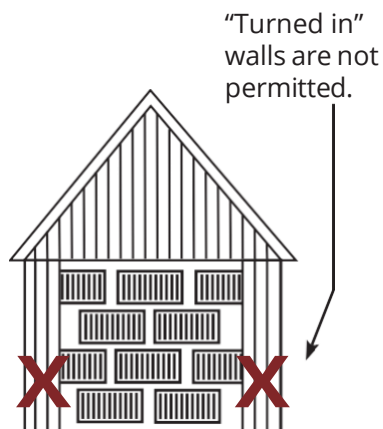
Minimum Size — 1,200 sq. ft.



Curved roof structure



Example: 30 ft. x 40 ft. = 1200 sq. ft.



Not Eligible — Carport/Garage Type Structures

