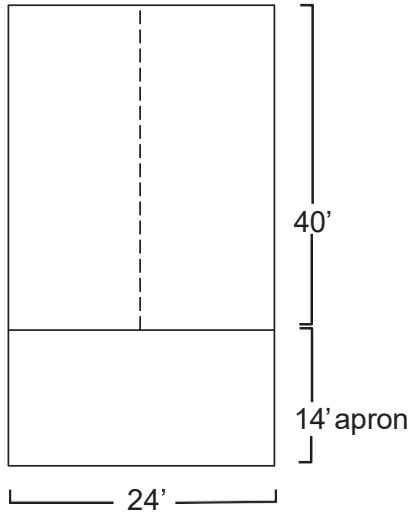


TAEP Commodity Shed Examples

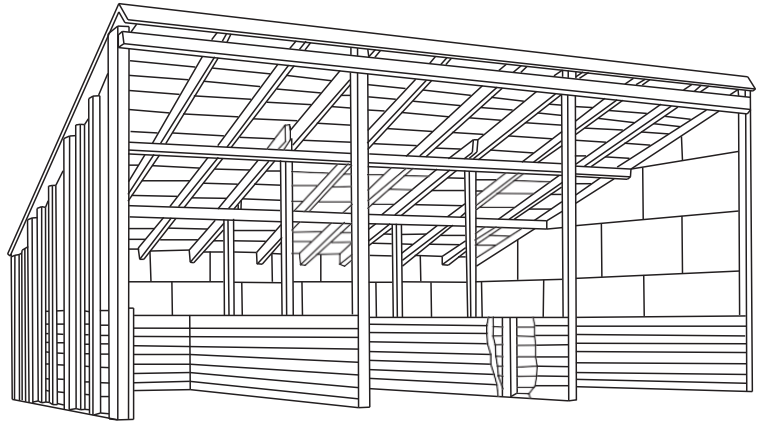
Minimum Specifications

1. No more than three EXTERIOR walls; *not eligible - completely enclosed buildings*
2. Structure must have at least four reinforced INTERIOR walls, 4 ft. minimum height
3. Minimum 14 ft. concrete apron
4. Two or more bays
5. Concrete floor
6. Minimum 960 sq. ft.
7. Minimum height requirements:
 - Monoslope roof – 18 ft. front
 - Gable roof – 16 ft.

Minimum Size 960 sq. ft. TOP VIEW

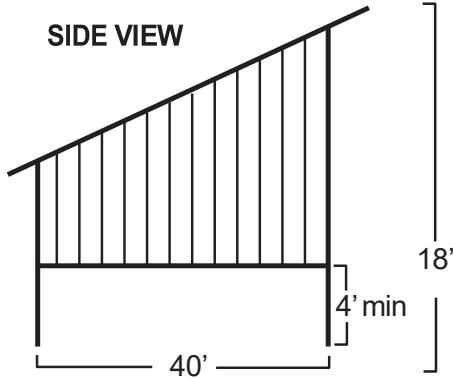


length (40 ft.) x width (24 ft.) = 960 sq. ft.



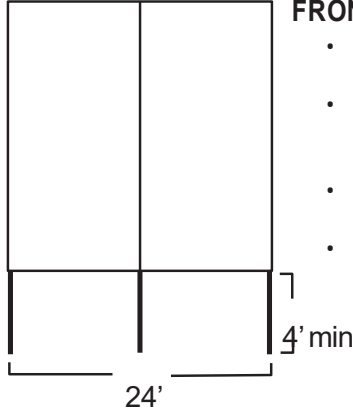
Monoslope Roof

SIDE VIEW



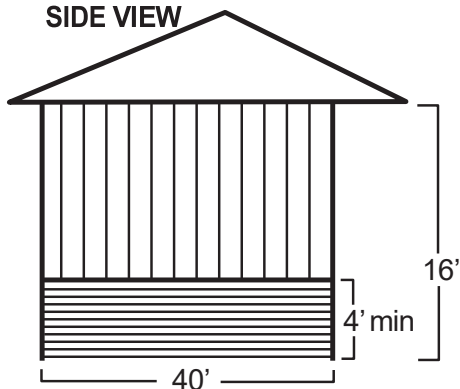
FRONT VIEW

- Front – must be completely open
- Monoslope roof with reinforced walls, poured concrete or boards/planks
- Minimum of two bays
- INTERIOR walls must be a minimum of 4 ft. high



Gable Roof

SIDE VIEW



FRONT VIEW

- Front – must be completely open
- Gable roof with reinforced walls, poured concrete or boards/planks
- Minimum of two bays
- INTERIOR walls must be a minimum of 4 ft. high

