
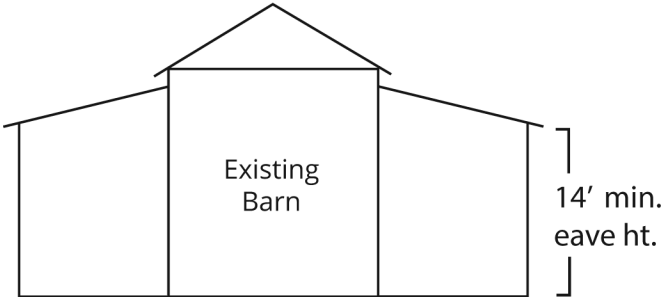


Hay Storage Examples



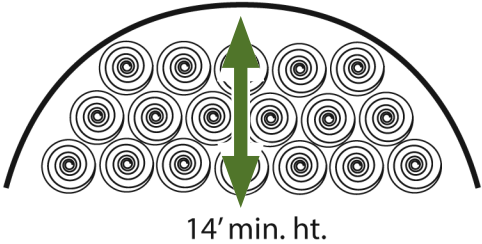
New structure



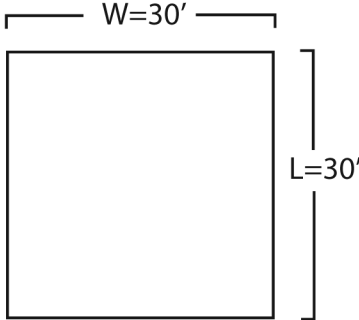
Additions to existing structure

At least one side/end must be completely open.
Not eligible - completely enclosed buildings.

Minimum Size – 900sq. ft., new structures only
 length (ft.) x width (ft.) = sq. ft.



Curved roof structure



Example: 30 ft. x 30 ft. = 900 sq. ft.

