

---

# ANNUAL REPORT

---



**TN** Department of  
**Agriculture**

FY 2023 Quality of Kerosene and Motor Fuel in Tennessee  
Tennessee Department of Agriculture — Dr. Charlie Hatcher, Commissioner

In Fulfillment of the Requirements of TCA 47-18-1310



## **ANNUAL REPORT ON THE QUALITY OF KEROSENE AND MOTOR FUEL IN TENNESSEE**

### **TABLE OF CONTENTS**

- I. Effectiveness of Program**
  - a. Violation Percentage Graphs**
  - b. Statewide Violation Graph**
  - c. Gasoline, Diesel, Kerosene Trend Graph**
  
- II. Consumer Complaints Summary**
  
- III. Inspection Data**
  - a. Statewide Summary**
  - b. Tennessee Region Summary**
  - c. Business Type Summary**
  - d. Inspection Type Summary**
  - e. County Distribution Data**
  
- IV. Enforcement Summary**
  
- V. Cost of Conducting the Kerosene and Motor Fuel  
Sampling and Inspection Program**

# Scope of This Report

This report contains an abbreviated set of data that summarizes the activities of the kerosene and motor fuels quality inspection program for the period July 1, 2022 through June 30, 2023. For a detailed report, visit our department website at:

[www.tn.gov/agriculture/consumers/fuel/fuel-quality-reports.html](http://www.tn.gov/agriculture/consumers/fuel/fuel-quality-reports.html)

Tennessee  
Department  
of  
Agriculture

STATE SAMPLE#: 91 75 15 222

Intertek Lab #: \_\_\_\_\_

Intertek Retain #: \_\_\_\_\_

ID# UN1203

PRODUCT: GASOLINE  UNLEADED  
 LEADED

GRADE: 116-89

ALCOHOL BLEND:  YES / NO (Please Circle)

REMARKS: \_\_\_\_\_

\_\_\_\_\_

\_\_\_\_\_

DATE: 02-11-15 TIME: 0900 INSPECTOR: RMC91

**FEDERAL AND STATE HAZARD  
WARNING ON REVERSE SIDE**

# FY 22-23 Annual Report on the Quality of Kerosene and Motor Fuel in Tennessee

## Executive Summary

In 1988, the Tennessee Department of Agriculture conducted a statewide survey of fuel quality and determined approximately 30 percent of the samples tested failed to meet either the labeled declarations or the minimum federal standards. That survey confirmed it was time for a change.

The Kerosene and Motor Fuels Quality Inspection Act, T.C.A. 47-18-1301 et seq., was signed into law in 1989. Under this law, the Commissioner of Agriculture is charged with establishing and administering a fuel quality inspection program to ensure that kerosene and motor fuels conveyed for consumption in Tennessee are labeled and posted in accordance with federal and state law. Kerosene and fuels also must meet applicable standards established by ASTM International (formerly known as the American Society for Testing and Materials), one of the world's most respected standards development organizations.

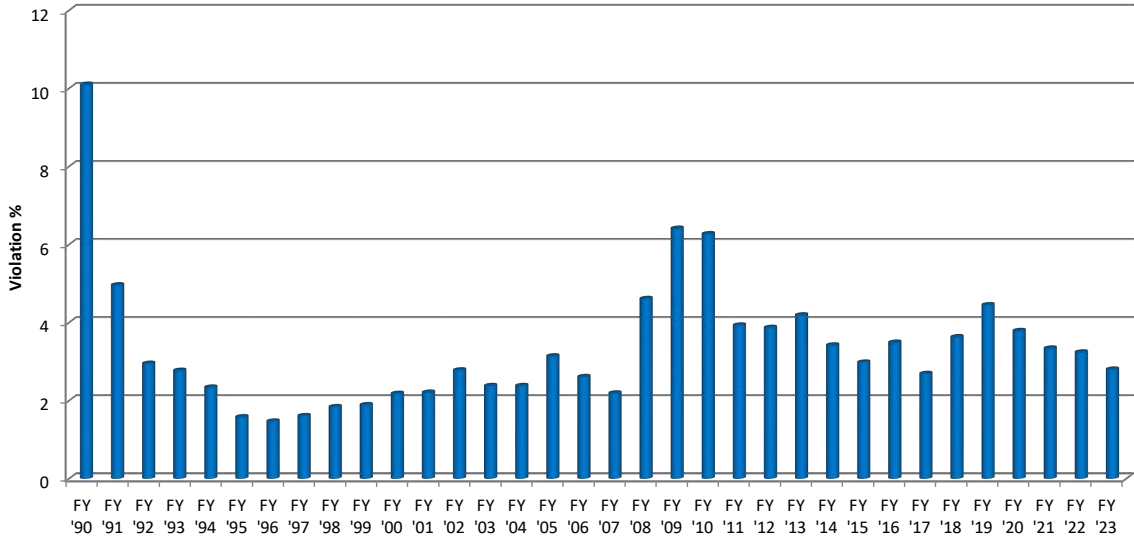
Within two years of implementation of the program, the overall fuel compliance rate increased to more than 95 percent. In response to market and product changes over time, the Department's regulations have been updated, amended, and modified to remain current and to meet the needs of the changing marketplace. Tennessee has also taken an active role in the development of standards and model regulations to ensure that our values are reflected in nationally-adopted practices and that quality is consistent across state lines.

With more than 30 successful years of guaranteeing the quality of fuels for our citizens, we are focused on maintaining the highest standards and looking ahead to anticipate changes. Our federal and state partnerships and the knowledge we gain from our own investigations keep us alert and proactive in recognizing emerging trends. The provisions granted by the Kerosene and Motor Fuels Quality Inspection Act give us the confidence to ensure quality now and for the future.



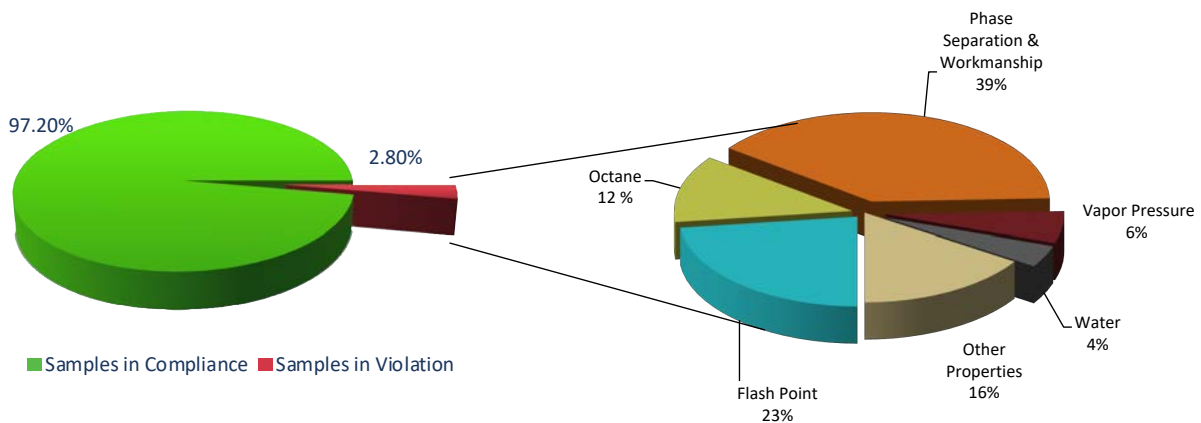
Charlie Hatcher, D.V.M.  
Commissioner  
Tennessee Department of Agriculture

# Annual Sample Violation Summary All Regulated Products Tested

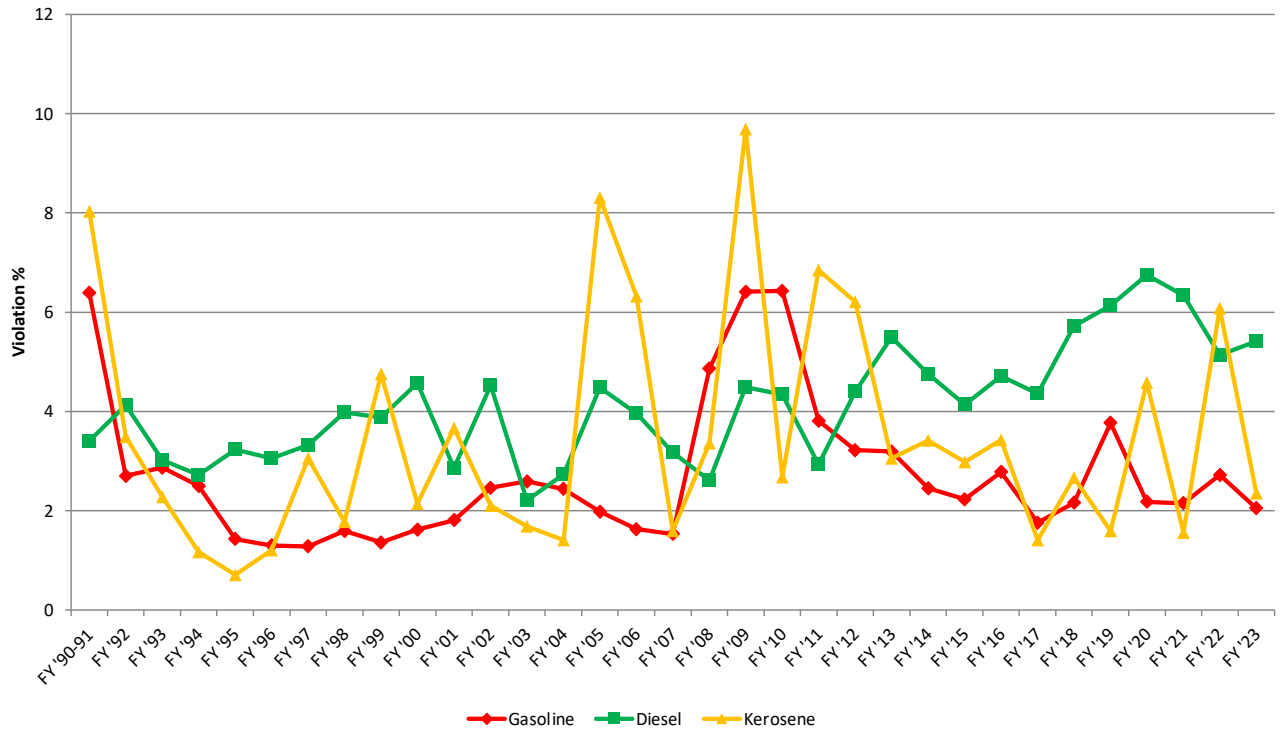


EFFECTIVENESS OF PROGRAM  
Consumer & Industry Services

# Statewide Violation Breakdown Summary July 1, 2022 – June 30, 2023



# Gasoline, Diesel, Kerosene Yearly Violation Breakdown





**MOTOR FUELS QUALITY PROGRAM  
SUMMARY OF CONSUMER COMPLAINTS RECEIVED FROM  
July 1, 2022 to June 30, 2023**

**TOTAL NUMBER OF COMPLAINTS EVALUATED: 216**

**Category Breakdown of Complaints**

Fuel - Engine Economy / Mileage	2
Fuel - Engine Failure - Complete	104
Fuel - Engine Hesitation	44
Fuel - Engine Knock	3
Fuel - Engine Stall	28
Fuel - Engine Start	15
Fuel - Other	20

**The Department maintains a 24-hour toll free hotline (1-800-OCTANE1) for consumer complaints. It is promoted through media publicity and dispenser decals applied by inspectors performing Weights and Measures activities.**



**Statewide Violation Analysis**

Sample Date ranges from 7/1/2022 TO 6/30/2023

Product	Grade	Total Sample	Samples In Violation	%	Total Test Violation	Total Volume (Gallons)	Total In Violation
<b>AVIATION GASOLINE</b>	100LL	63	2	3.17%	2	969,121	6,000
	<b>Subtotal:</b>	<b>63</b>	<b>2</b>	<b>3.17%</b>	<b>2</b>	<b>969,121</b>	<b>6,000</b>
<b>BIODIESEL</b>	1 BDBS S500	1	0	0.00%	0	80,760	0
	<b>Subtotal:</b>	<b>1</b>	<b>0</b>	<b>0.00%</b>	<b>0</b>	<b>80,760</b>	<b>0</b>
<b>DENATURED FUEL ETHANOL</b>	E100	19	0	0.00%	0	8,351,707	0
	<b>Subtotal:</b>	<b>19</b>	<b>0</b>	<b>0.00%</b>	<b>0</b>	<b>8,351,707</b>	<b>0</b>
<b>DIESEL</b>	No. 2D S15, Biodiesel <6%	1422	75	5.27%	77	19,544,232	202,119
	No. 2D S15, Biodiesel 6-20%	17	3	17.65%	3	132,903	13,604
	No. 2D S500, Biodiesel <6%	3	0	0.00%	0	10,380	0
	No. 2D S500, Biodiesel 20%	1	0	0.00%	0	6,427	0
	<b>Subtotal:</b>	<b>1443</b>	<b>78</b>	<b>5.41%</b>	<b>80</b>	<b>19,693,942</b>	<b>215,723</b>
<b>ETHANOL FLEX FUEL</b>	E51-83	69	1	1.45%	2	226,429	2,785
	<b>Subtotal:</b>	<b>69</b>	<b>1</b>	<b>1.45%</b>	<b>2</b>	<b>226,429</b>	<b>2,785</b>
<b>GASOLINE</b>	Mid Grade Unleaded	507	12	2.37%	19	1,322,773	16,969
	Premium Unleaded	1343	50	3.72%	94	9,857,579	99,307
	Regular Unleaded	2378	32	1.35%	77	33,049,266	78,633
	Regular Unleaded - E10	340	0	0.00%	0	1,987,819	0
	Regular Unleaded - E15	12	0	0.00%	0	82,207	0
	<b>Subtotal:</b>	<b>4580</b>	<b>94</b>	<b>2.05%</b>	<b>190</b>	<b>46,299,644</b>	<b>194,909</b>



### Statewide Violation Analysis

Sample Date ranges from 7/1/2022 TO 6/30/2023

Product	Grade	Total Sample	Samples In Violation	%	Total Test Violation	Total Volume (Gallons)	Total In Violation
<b>GASOLINE BLEND STOCK</b>	Blend Stock						
	Regular Blend Stock	18	0	0.00%	0	25,565,846	0
	<b>Subtotal:</b>	<b>35</b>	<b>0</b>	<b>0.00%</b>	<b>0</b>	<b>32,466,268</b>	<b>0</b>
<b>JET FUEL</b>	JA	11	0	0.00%	0	5,717,471	0
	<b>Subtotal:</b>	<b>11</b>	<b>0</b>	<b>0.00%</b>	<b>0</b>	<b>5,717,471</b>	<b>0</b>
	<b>KEROSENE</b>						
	No. 1 K	170	4	2.35%	4	452,150	4,958
	<b>Subtotal:</b>	<b>170</b>	<b>4</b>	<b>2.35%</b>	<b>4</b>	<b>452,150</b>	<b>4,958</b>
<b>Total:</b>		<b>6391</b>	<b>179</b>	<b>2.80%</b>	<b>278</b>	<b>114,257,492</b>	<b>424,375</b>

**Test Violation Detail Listing**

Sample Date ranges from 7/1/2022 TO 6/30/2023

Number of Violations By Type	Violation Type	Percentage of Total Violations
64	Flash Point	23.02%
55	Workmanship	19.78%
54	Phase Separation	19.42%
34	Antiknock Index	12.23%
16	Vapor Pressure	5.76%
11	Water & Sediment	3.96%
9	Motor Octane Number	3.24%
7	Ethanol	2.52%
4	Saybolt Color	1.44%
4	Total Oxygen	1.44%
3	Biodiesel Content	1.08%
3	Distillation 50%	1.08%
3	Distillation 90%	1.08%
2	Distillation E.P.	0.72%
2	Driveability Index	0.72%
2	Vapor-Liquid Ratio	0.72%
1	Cloud Point	0.36%
1	Distillation 10%	0.36%
1	Distillation 80%	0.36%
1	Distillation Residue	0.36%
1	Water Reaction	0.36%
<b>278</b>	<b>Total</b>	<b>100%</b>



### East District Violation Analysis

Sample Date ranges from 7/1/2022 TO 6/30/2023

Product	Grade	Total Sample	Samples In Violation	%	Total Test Violation	Total Volume (Gallons)	Total In Violation
Aviation Gasoline	100LL	15	1	6.67%	1	70,875	5,200
	<b>Subtotal:</b>	<b>15</b>	<b>1</b>	<b>6.67%</b>	<b>1</b>	<b>70,875</b>	<b>5,200</b>
Denatured Fuel Ethanol	E100	13	0	0.00%	0	4,704,727	0
	<b>Subtotal:</b>	<b>13</b>	<b>0</b>	<b>0.00%</b>	<b>0</b>	<b>4,704,727</b>	<b>0</b>
Diesel	No. 2D S15, Biodiesel <6%	636	32	5.03%	34	14,443,051	77,136
	No. 2D S500, Biodiesel <6%	1	0	0.00%	0	2,454	0
	No. 2D S500, Biodiesel 20%	1	0	0.00%	0	6,427	0
	<b>Subtotal:</b>	<b>638</b>	<b>32</b>	<b>5.02%</b>	<b>34</b>	<b>14,451,932</b>	<b>77,136</b>
Ethanol Flex Fuel	E51-83	9	1	11.11%	2	26,424	2,785
	<b>Subtotal:</b>	<b>9</b>	<b>1</b>	<b>11.11%</b>	<b>2</b>	<b>26,424</b>	<b>2,785</b>
Gasoline	Mid Grade Unleaded	164	2	1.22%	2	233,199	2,326
	Premium Unleaded	515	18	3.50%	34	7,341,146	40,594
	Regular Unleaded	881	13	1.48%	32	24,097,940	40,725
	Regular Unleaded - E10	89	0	0.00%	0	523,747	0
	Regular Unleaded - E15	1	0	0.00%	0	17,331	0
	<b>Subtotal:</b>	<b>1650</b>	<b>33</b>	<b>2.00%</b>	<b>68</b>	<b>32,213,363</b>	<b>83,645</b>
Gasoline Blend Stock	Premium Blend Stock	14	0	0.00%	0	6,292,346	0
	Regular Blend Stock	13	0	0.00%	0	19,656,485	0
	<b>Subtotal:</b>	<b>27</b>	<b>0</b>	<b>0.00%</b>	<b>0</b>	<b>25,948,831</b>	<b>0</b>



### East District Violation Analysis

Sample Date ranges from 7/1/2022 TO 6/30/2023

Product	Grade	Total Sample	Samples In Violation	%	Total Test Violation	Total Volume (Gallons)	Total In Violation
Jet Fuel	JA	10	0	0.00%	0	629,609	0
	<b>Subtotal:</b>	<b>10</b>	<b>0</b>	<b>0.00%</b>	<b>0</b>	<b>629,609</b>	<b>0</b>
Kerosene	No. 1 K	44	0	0.00%	0	356,844	0
	<b>Subtotal:</b>	<b>44</b>	<b>0</b>	<b>0.00%</b>	<b>0</b>	<b>356,844</b>	<b>0</b>
<b>District Total:</b>		<b>2406</b>	<b>67</b>	<b>2.78%</b>	<b>105</b>	<b>78,402,605</b>	<b>168,766</b>



**Middle District Violation Analysis**  
 Sample Date ranges from 7/1/2022 TO 6/30/2023

Product	Grade	Total Sample	Samples In Violation	%	Total Test Violation	Total Volume (Gallons)	Total In Violation
Aviation Gasoline	100LL	27	0	0.00%	0	132,577	0
	<b>Subtotal:</b>	<b>27</b>	<b>0</b>	<b>0.00%</b>	<b>0</b>	<b>132,577</b>	<b>0</b>
Denatured Fuel Ethanol	E100	1	0	0.00%	0	16,218	0
	<b>Subtotal:</b>	<b>1</b>	<b>0</b>	<b>0.00%</b>	<b>0</b>	<b>16,218</b>	<b>0</b>
Diesel	No. 2D S15, Biodiesel <6%	515	20	3.88%	20	2,195,974	64,269
	No. 2D S15, Biodiesel 6-20%	12	1	8.33%	1	114,827	8,418
	No. 2D S500, Biodiesel <6%	2	0	0.00%	0	7,926	0
	<b>Subtotal:</b>	<b>529</b>	<b>21</b>	<b>3.97%</b>	<b>21</b>	<b>2,318,727</b>	<b>72,687</b>
Ethanol Flex Fuel	E51-83	54	0	0.00%	0	182,612	0
	<b>Subtotal:</b>	<b>54</b>	<b>0</b>	<b>0.00%</b>	<b>0</b>	<b>182,612</b>	<b>0</b>
Gasoline	Mid Grade Unleaded	173	4	2.31%	6	656,145	5,671
	Premium Unleaded	384	10	2.60%	16	1,406,835	21,053
	Regular Unleaded	981	11	1.12%	24	6,220,838	15,203
	Regular Unleaded - E10	183	0	0.00%	0	1,079,219	0
	Regular Unleaded - E15	10	0	0.00%	0	62,889	0
	<b>Subtotal:</b>	<b>1731</b>	<b>25</b>	<b>1.44%</b>	<b>46</b>	<b>9,425,926</b>	<b>41,927</b>
Gasoline Blend Stock	Premium Blend Stock	1	0	0.00%	0	161,784	0
	Regular Blend Stock	3	0	0.00%	0	506,481	0
	<b>Subtotal:</b>	<b>4</b>	<b>0</b>	<b>0.00%</b>	<b>0</b>	<b>668,265</b>	<b>0</b>
Kerosene	No. 1 K	104	3	2.88%	3	76,446	4,496
	<b>Subtotal:</b>	<b>104</b>	<b>3</b>	<b>2.88%</b>	<b>3</b>	<b>76,446</b>	<b>4,496</b>
<b>District Total:</b>		<b>2450</b>	<b>49</b>	<b>2.00%</b>	<b>70</b>	<b>12,820,771</b>	<b>119,110</b>



### West District Violation Analysis

Sample Date ranges from 7/1/2022 TO 6/30/2023

Product	Grade	Total Sample	Samples In Violation	%	Total Test Violation	Total Volume (Gallons)	Total In Violation
Aviation Gasoline	100LL	21	1	4.76%	1	765,669	800
	<b>Subtotal:</b>	<b>21</b>	<b>1</b>	<b>4.76%</b>	<b>1</b>	<b>765,669</b>	<b>800</b>
Biodiesel	1 BDDBS S500	1	0	0.00%	0	80,760	0
	<b>Subtotal:</b>	<b>1</b>	<b>0</b>	<b>0.00%</b>	<b>0</b>	<b>80,760</b>	<b>0</b>
Denatured Fuel Ethanol	E100	5	0	0.00%	0	3,630,762	0
	<b>Subtotal:</b>	<b>5</b>	<b>0</b>	<b>0.00%</b>	<b>0</b>	<b>3,630,762</b>	<b>0</b>
Diesel	No. 2D S15, Biodiesel <6%	271	23	8.49%	23	2,905,207	60,714
	No. 2D S15, Biodiesel 6-20%	5	2	40.00%	2	18,076	5,186
	<b>Subtotal:</b>	<b>276</b>	<b>25</b>	<b>9.06%</b>	<b>25</b>	<b>2,923,283</b>	<b>65,900</b>
Ethanol Flex Fuel	E51-83	6	0	0.00%	0	17,393	0
	<b>Subtotal:</b>	<b>6</b>	<b>0</b>	<b>0.00%</b>	<b>0</b>	<b>17,393</b>	<b>0</b>
Gasoline	Mid Grade Unleaded	170	6	3.53%	11	433,429	8,972
	Premium Unleaded	444	22	4.95%	44	1,109,598	37,660
	Regular Unleaded	516	8	1.55%	21	2,730,488	22,705
	Regular Unleaded - E10	68	0	0.00%	0	384,853	0
	Regular Unleaded - E15	1	0	0.00%	0	1,987	0
	<b>Subtotal:</b>	<b>1199</b>	<b>36</b>	<b>3.00%</b>	<b>76</b>	<b>4,660,355</b>	<b>69,337</b>
Gasoline Blend Stock	Premium Blend Stock	2	0	0.00%	0	446,292	0
	Regular Blend Stock	2	0	0.00%	0	5,402,880	0
	<b>Subtotal:</b>	<b>4</b>	<b>0</b>	<b>0.00%</b>	<b>0</b>	<b>5,849,172</b>	<b>0</b>
Jet Fuel	JA	1	0	0.00%	0	5,087,862	0
	<b>Subtotal:</b>	<b>1</b>	<b>0</b>	<b>0.00%</b>	<b>0</b>	<b>5,087,862</b>	<b>0</b>
Kerosene	No. 1 K	22	1	4.55%	1	18,860	462
	<b>Subtotal:</b>	<b>22</b>	<b>1</b>	<b>4.55%</b>	<b>1</b>	<b>18,860</b>	<b>462</b>
<b>District Total:</b>		<b>1535</b>	<b>63</b>	<b>4.10%</b>	<b>103</b>	<b>23,034,116</b>	<b>136,499</b>



Department of  
**Agriculture**

**Business Type Violation Analysis**

Sample Date ranges from 7/1/2022 TO 6/30/2023

Business Type	Product	Grade	Total Sample	Samples In Violation	%	Total Test Violation	Total Volume (Gallons)	Total In Violation
<b>AIRPORT</b>	Aviation Gasoline	100LL	60	1	1.67%	1	296,943	5,200
		<b>Subtotal:</b>	<b>60</b>	<b>1</b>	<b>1.67%</b>	<b>1</b>	<b>296,943</b>	<b>5,200</b>
	Jet Fuel	JA	7	0	0.00%	0	50,920	0
		<b>Subtotal:</b>	<b>7</b>	<b>0</b>	<b>0.00%</b>	<b>0</b>	<b>50,920</b>	<b>0</b>
	<b>Total:</b>		<b>67</b>	<b>1</b>	<b>1.47%</b>	<b>1</b>	<b>347,863</b>	<b>5,200</b>
<b>DISTRIBUTOR</b>	Aviation Gasoline	100LL	1	1	100.00%	1	800	800
		<b>Subtotal:</b>	<b>1</b>	<b>1</b>	<b>100.00%</b>	<b>1</b>	<b>800</b>	<b>800</b>
	Diesel	No. 2D S15, Biodiesel <6%	21	3	14.29%	3	106,929	8,950
		<b>Subtotal:</b>	<b>21</b>	<b>3</b>	<b>14.29%</b>	<b>3</b>	<b>106,929</b>	<b>8,950</b>
	Gasoline	Mid Grade Unleaded	1	0	0.00%	0	1,711	0
		Premium Unleaded	5	1	20.00%	1	9,584	3,679
		Regular Unleaded	9	0	0.00%	0	64,286	0
		Regular Unleaded - E10	1	0	0.00%	0	10,177	0
		<b>Subtotal:</b>	<b>16</b>	<b>1</b>	<b>6.25%</b>	<b>1</b>	<b>85,758</b>	<b>3,679</b>
	Kerosene	No. 1 K	2	0	0.00%	0	527	0
		<b>Subtotal:</b>	<b>2</b>	<b>0</b>	<b>0.00%</b>	<b>0</b>	<b>527</b>	<b>0</b>
<b>Total:</b>		<b>40</b>	<b>5</b>	<b>12.50%</b>	<b>5</b>	<b>194,014</b>	<b>13,429</b>	
<b>MARINA</b>	Diesel	No. 2D S15, Biodiesel <6%	3	0	0.00%	0	8,559	0
		<b>Subtotal:</b>	<b>3</b>	<b>0</b>	<b>0.00%</b>	<b>0</b>	<b>8,559</b>	<b>0</b>
	Gasoline	Mid Grade Unleaded	34	0	0.00%	0	59,955	0



### Business Type Violation Analysis

Sample Date ranges from 7/1/2022 TO 6/30/2023

Business Type	Product	Grade	Total Sample	Samples In Violation	%	Total Test Violation	Total Volume (Gallons)	Total In Violation	
		Premium Unleaded	33	1	3.03%	1	86,500	2,300	
		Regular Unleaded	64	1	1.56%	2	128,129	340	
		Regular Unleaded - E10	1	0	0.00%	0	2	0	
		<b>Subtotal:</b>	<b>132</b>	<b>2</b>	<b>1.52%</b>	<b>3</b>	<b>274,586</b>	<b>2,640</b>	
		<b>Total:</b>	<b>135</b>	<b>2</b>	<b>1.48%</b>	<b>3</b>	<b>283,145</b>	<b>2,640</b>	
<b>OTHER</b>	Diesel	No. 2D S15, Biodiesel <6%	2	0	0.00%	0	8,830	0	
		No. 2D S15, Biodiesel 6-20%	1	0	0.00%	0	0	0	
		<b>Subtotal:</b>	<b>3</b>	<b>0</b>	<b>0.00%</b>	<b>0</b>	<b>8,830</b>	<b>0</b>	
	Gasoline	Regular Unleaded	1	0	0.00%	0	409	0	
		Regular Unleaded - E15	3	0	0.00%	0	19,899	0	
		<b>Subtotal:</b>	<b>4</b>	<b>0</b>	<b>0.00%</b>	<b>0</b>	<b>20,308</b>	<b>0</b>	
		<b>Total:</b>	<b>7</b>	<b>0</b>	<b>0.00%</b>	<b>0</b>	<b>29,138</b>	<b>0</b>	
	<b>RETAILER</b>	Aviation Gasoline	100LL	1	0	0.00%	0	6,148	0
			<b>Subtotal:</b>	<b>1</b>	<b>0</b>	<b>0.00%</b>	<b>0</b>	<b>6,148</b>	<b>0</b>
		Diesel	No. 2D S15, Biodiesel <6%	1383	72	5.21%	74	5,202,862	193,169
No. 2D S15, Biodiesel 6-20%			16	3	18.75%	3	132,903	13,604	
No. 2D S500, Biodiesel <6%			3	0	0.00%	0	10,380	0	
No. 2D S500, Biodiesel 20%			1	0	0.00%	0	6,427	0	
<b>Subtotal:</b>			<b>1403</b>	<b>75</b>	<b>5.35%</b>	<b>77</b>	<b>5,352,572</b>	<b>206,773</b>	
Ethanol Flex Fuel		E51-83	69	1	1.45%	2	226,429	2,785	
		<b>Subtotal:</b>	<b>69</b>	<b>1</b>	<b>1.45%</b>	<b>2</b>	<b>226,429</b>	<b>2,785</b>	
Gasoline		Mid Grade Unleaded	472	12	2.54%	19	1,261,107	16,969	





Department of  
**Agriculture**

**Business Type Violation Analysis**

Sample Date ranges from 7/1/2022 TO 6/30/2023

Business Type	Product	Grade	Total Sample	Samples In Violation	%	Total Test Violation	Total Volume (Gallons)	Total In Violation
		Premium Unleaded	1286	48	3.73%	92	3,664,445	93,328
		Regular Unleaded	2210	31	1.40%	75	12,594,914	78,293
		Regular Unleaded - E10	338	0	0.00%	0	1,977,640	0
		Regular Unleaded - E15	9	0	0.00%	0	62,308	0
		<b>Subtotal:</b>	<b>4315</b>	<b>91</b>	<b>2.11%</b>	<b>186</b>	<b>19,560,414</b>	<b>188,590</b>
	Gasoline Blend Stock							
		Premium Blend Stock	1	0	0.00%	0	4,500	0
		Regular Blend Stock	2	0	0.00%	0	2,019	0
		<b>Subtotal:</b>	<b>3</b>	<b>0</b>	<b>0.00%</b>	<b>0</b>	<b>6,519</b>	<b>0</b>
	Jet Fuel							
		JA	1	0	0.00%	0	1,689	0
		<b>Subtotal:</b>	<b>1</b>	<b>0</b>	<b>0.00%</b>	<b>0</b>	<b>1,689</b>	<b>0</b>
	Kerosene							
		No. 1 K	167	4	2.40%	4	123,057	4,958
		<b>Subtotal:</b>	<b>167</b>	<b>4</b>	<b>2.40%</b>	<b>4</b>	<b>123,057</b>	<b>4,958</b>
	<b>Total:</b>		<b>5959</b>	<b>171</b>	<b>2.87%</b>	<b>269</b>	<b>25,276,828</b>	<b>403,106</b>
<b>TERMINAL</b>								
	Aviation Gasoline							
		100LL	1	0	0.00%	0	665,230	0
		<b>Subtotal:</b>	<b>1</b>	<b>0</b>	<b>0.00%</b>	<b>0</b>	<b>665,230</b>	<b>0</b>
	Biodiesel							
		1 BDBS S500	1	0	0.00%	0	80,760	0
		<b>Subtotal:</b>	<b>1</b>	<b>0</b>	<b>0.00%</b>	<b>0</b>	<b>80,760</b>	<b>0</b>
	Denatured Fuel Ethanol							
		E100	19	0	0.00%	0	8,351,707	0
		<b>Subtotal:</b>	<b>19</b>	<b>0</b>	<b>0.00%</b>	<b>0</b>	<b>8,351,707</b>	<b>0</b>
	Diesel							
		No. 2D S15, Biodiesel <6%	13	0	0.00%	0	14,217,052	0
		<b>Subtotal:</b>	<b>13</b>	<b>0</b>	<b>0.00%</b>	<b>0</b>	<b>14,217,052</b>	<b>0</b>
	Gasoline							
		Premium Unleaded	19	0	0.00%	0	6,097,050	0
		Regular Unleaded	93	0	0.00%	0	20,260,961	0

**Business Type Violation Analysis**

Sample Date ranges from 7/1/2022 TO 6/30/2023

Business Type	Product	Grade	Total Sample	Samples In Violation	%	Total Test Violation	Total Volume (Gallons)	Total In Violation
		<b>Subtotal:</b>	<b>112</b>	<b>0</b>	<b>0.00%</b>	<b>0</b>	<b>26,358,011</b>	<b>0</b>
	Gasoline Blend Stock	Premium Blend Stock	16	0	0.00%	0	6,895,922	0
		Regular Blend Stock	16	0	0.00%	0	25,563,827	0
		<b>Subtotal:</b>	<b>32</b>	<b>0</b>	<b>0.00%</b>	<b>0</b>	<b>32,459,749</b>	<b>0</b>
	Jet Fuel	JA	3	0	0.00%	0	5,664,862	0
		<b>Subtotal:</b>	<b>3</b>	<b>0</b>	<b>0.00%</b>	<b>0</b>	<b>5,664,862</b>	<b>0</b>
	Kerosene	No. 1 K	1	0	0.00%	0	328,566	0
		<b>Subtotal:</b>	<b>1</b>	<b>0</b>	<b>0.00%</b>	<b>0</b>	<b>328,566</b>	<b>0</b>
	<b>Total:</b>		<b>182</b>	<b>0</b>	<b>0.00%</b>	<b>0</b>	<b>88,125,937</b>	<b>0</b>



### Inspection Analysis

Sample Date ranges from 7/1/2022 TO 6/30/2023

Inspection Type	Product	Grade	Total Sample	Samples In Violation	%	Total Test Violation	Total Volume (Gallons)	Total In Violation
<b>COMPLAINT</b>	Diesel	No. 2D S15, Biodiesel <6%	28	10	35.71%	12	159,621	34,231
		No. 2D S15, Biodiesel 6-20%	3	0	0.00%	0	53,163	0
		<b>Subtotal:</b>	<b>31</b>	<b>10</b>	<b>32.26%</b>	<b>12</b>	<b>212,784</b>	<b>34,231</b>
	Gasoline	Mid Grade Unleaded	10	2	20.00%	4	38,468	3,029
		Premium Unleaded	28	9	32.14%	20	88,055	14,746
		Regular Unleaded	84	13	15.48%	32	532,552	36,628
		Regular Unleaded - E10	16	0	0.00%	0	123,752	0
		<b>Subtotal:</b>	<b>138</b>	<b>24</b>	<b>17.39%</b>	<b>56</b>	<b>782,827</b>	<b>54,403</b>
	<b>Total:</b>		<b>169</b>	<b>34</b>	<b>20.12%</b>	<b>68</b>	<b>995,611</b>	<b>88,634</b>
	<b>FOLLOW-UP</b>	Diesel	No. 2D S15, Biodiesel <6%	29	11	37.93%	11	78,972
<b>Subtotal:</b>			<b>29</b>	<b>11</b>	<b>37.93%</b>	<b>11</b>	<b>78,972</b>	<b>24,557</b>
Ethanol Flex Fuel		E51-83	1	0	0.00%	0	4,016	0
		<b>Subtotal:</b>	<b>1</b>	<b>0</b>	<b>0.00%</b>	<b>0</b>	<b>4,016</b>	<b>0</b>
Gasoline		Mid Grade Unleaded	6	1	16.67%	1	11,388	753
		Premium Unleaded	29	4	13.79%	11	57,569	3,493
		Regular Unleaded	16	3	18.75%	11	54,875	7,110
		<b>Subtotal:</b>	<b>51</b>	<b>8</b>	<b>15.69%</b>	<b>23</b>	<b>123,832</b>	<b>11,356</b>
Kerosene		No. 1 K	1	0	0.00%	0	714	0
		<b>Subtotal:</b>	<b>1</b>	<b>0</b>	<b>0.00%</b>	<b>0</b>	<b>714</b>	<b>0</b>
<b>Total:</b>		<b>82</b>	<b>19</b>	<b>23.17%</b>	<b>34</b>	<b>207,534</b>	<b>35,913</b>	
<b>OFFICE REQUEST</b>	Diesel							



Department of  
**Agriculture**

**Inspection Analysis**

Sample Date ranges from 7/1/2022 TO 6/30/2023

Inspection Type	Product	Grade	Total Sample	Samples In Violation	%	Total Test Violation	Total Volume (Gallons)	Total In Violation
		No. 2D S15, Biodiesel <6%	5	1	20.00%	1	9,485	1,709
		<b>Subtotal:</b>	<b>5</b>	<b>1</b>	<b>20.00%</b>	<b>1</b>	<b>9,485</b>	<b>1,709</b>
	Gasoline	Premium Unleaded	2	1	50.00%	2	3,020	1,358
		Regular Unleaded	5	1	20.00%	4	21,586	400
		<b>Subtotal:</b>	<b>7</b>	<b>2</b>	<b>28.57%</b>	<b>6</b>	<b>24,606</b>	<b>1,758</b>
	<b>Total:</b>		<b>12</b>	<b>3</b>	<b>25.00%</b>	<b>7</b>	<b>34,091</b>	<b>3,467</b>
<b>PLACED IN SERVICE</b>	Gasoline	Mid Grade Unleaded	2	0	0.00%	0	3,344	0
		Premium Unleaded	1	0	0.00%	0	380	0
		Regular Unleaded	2	0	0.00%	0	5,126	0
		Regular Unleaded - E10	11	0	0.00%	0	57,888	0
		Regular Unleaded - E15	3	0	0.00%	0	19,899	0
		<b>Subtotal:</b>	<b>19</b>	<b>0</b>	<b>0.00%</b>	<b>0</b>	<b>86,637</b>	<b>0</b>
	Kerosene	No. 1 K	1	0	0.00%	0	1,520	0
		<b>Subtotal:</b>	<b>1</b>	<b>0</b>	<b>0.00%</b>	<b>0</b>	<b>1,520</b>	<b>0</b>
	<b>Total:</b>		<b>20</b>	<b>0</b>	<b>0.00%</b>	<b>0</b>	<b>88,157</b>	<b>0</b>
<b>ROUTINE</b>	Aviation Gasoline	100LL	63	2	3.17%	2	969,121	6,000
		<b>Subtotal:</b>	<b>63</b>	<b>2</b>	<b>3.17%</b>	<b>2</b>	<b>969,121</b>	<b>6,000</b>
	Biodiesel	1 BDBS S500	1	0	0.00%	0	80,760	0
		<b>Subtotal:</b>	<b>1</b>	<b>0</b>	<b>0.00%</b>	<b>0</b>	<b>80,760</b>	<b>0</b>
	Denatured Fuel Ethanol	E100	19	0	0.00%	0	8,351,707	0
		<b>Subtotal:</b>	<b>19</b>	<b>0</b>	<b>0.00%</b>	<b>0</b>	<b>8,351,707</b>	<b>0</b>
	Diesel	No. 2D S15, Biodiesel <6%	1360	53	3.90%	53	19,296,154	141,622
No. 2D S15, Biodiesel 6-		14	3	21.43%	3	79,740	13,604	

### Inspection Analysis

Sample Date ranges from 7/1/2022 TO 6/30/2023

Inspection Type	Product	Grade	Total Sample	Samples In Violation	%	Total Test Violation	Total Volume (Gallons)	Total In Violation
		20%						
		No. 2D S500, Biodiesel <6%	3	0	0.00%	0	10,380	0
		No. 2D S500, Biodiesel 20%	1	0	0.00%	0	6,427	0
		<b>Subtotal:</b>	<b>1378</b>	<b>56</b>	<b>4.06%</b>	<b>56</b>	<b>19,392,701</b>	<b>155,226</b>
	Ethanol Flex Fuel							
		E51-83	68	1	1.47%	2	222,413	2,785
		<b>Subtotal:</b>	<b>68</b>	<b>1</b>	<b>1.47%</b>	<b>2</b>	<b>222,413</b>	<b>2,785</b>
	Gasoline							
		Mid Grade Unleaded	489	9	1.84%	14	1,269,573	13,187
		Premium Unleaded	1283	36	2.81%	61	9,708,555	79,710
		Regular Unleaded	2271	15	0.66%	30	32,435,127	34,495
		Regular Unleaded - E10	313	0	0.00%	0	1,806,179	0
		Regular Unleaded - E15	9	0	0.00%	0	62,308	0
		<b>Subtotal:</b>	<b>4365</b>	<b>60</b>	<b>1.37%</b>	<b>105</b>	<b>45,281,742</b>	<b>127,392</b>
	Gasoline Blend Stock							
		Premium Blend Stock	17	0	0.00%	0	6,900,422	0
		Regular Blend Stock	18	0	0.00%	0	25,565,846	0
		<b>Subtotal:</b>	<b>35</b>	<b>0</b>	<b>0.00%</b>	<b>0</b>	<b>32,466,268</b>	<b>0</b>
	Jet Fuel							
		JA	11	0	0.00%	0	5,717,471	0
		<b>Subtotal:</b>	<b>11</b>	<b>0</b>	<b>0.00%</b>	<b>0</b>	<b>5,717,471</b>	<b>0</b>
	Kerosene							
		No. 1 K	168	4	2.38%	4	449,916	4,958
		<b>Subtotal:</b>	<b>168</b>	<b>4</b>	<b>2.38%</b>	<b>4</b>	<b>449,916</b>	<b>4,958</b>
	<b>Total:</b>		<b>6108</b>	<b>123</b>	<b>2.01%</b>	<b>169</b>	<b>112,932,099</b>	<b>296,361</b>



### County Inspection Analysis

Sample Date ranges from 7/1/2022 TO 6/30/2023

County	Product	Grade	Total Sample	Samples In Violation	%	Total Test Violation	Total Volume (Gallons)	Total In Violation	
ANDERSON	Diesel	No. 2D S15, Biodiesel <6%	32	2	6.25%	2	106,858	3,721	
		<b>Subtotal:</b>	<b>32</b>	<b>2</b>	<b>6.25%</b>	<b>2</b>	<b>106,858</b>	<b>3,721</b>	
	Ethanol Flex Fuel	E51-83	1	0	0.00%	0	4,503	0	
		<b>Subtotal:</b>	<b>1</b>	<b>0</b>	<b>0.00%</b>	<b>0</b>	<b>4,503</b>	<b>0</b>	
	Gasoline	Mid Grade Unleaded	4	1	25.00%	1	14,026	1,617	
		Premium Unleaded	24	1	4.17%	1	66,367	5,737	
		Regular Unleaded	30	0	0.00%	0	169,720	0	
		Regular Unleaded - E10	1	0	0.00%	0	6,006	0	
		<b>Subtotal:</b>	<b>59</b>	<b>2</b>	<b>3.39%</b>	<b>2</b>	<b>256,119</b>	<b>7,354</b>	
	Kerosene	No. 1 K	1	0	0.00%	0	2,093	0	
		<b>Subtotal:</b>	<b>1</b>	<b>0</b>	<b>0.00%</b>	<b>0</b>	<b>2,093</b>	<b>0</b>	
	<b>County Total:</b>			<b>93</b>	<b>4</b>	<b>4.30%</b>	<b>4</b>	<b>369,573</b>	<b>11,075</b>



### County Inspection Analysis

Sample Date ranges from 7/1/2022 TO 6/30/2023

County	Product	Grade	Total Sample	Samples In Violation	%	Total Test Violation	Total Volume (Gallons)	Total In Violation
BEDFORD	Aviation Gasoline	100LL	1	0	0.00%	0	9,614	0
		<b>Subtotal:</b>	<b>1</b>	<b>0</b>	<b>0.00%</b>	<b>0</b>	<b>9,614</b>	<b>0</b>
	Diesel	No. 2D S15, Biodiesel <6%	15	0	0.00%	0	48,748	0
		No. 2D S15, Biodiesel 6-20%	1	0	0.00%	0	0	0
		<b>Subtotal:</b>	<b>16</b>	<b>0</b>	<b>0.00%</b>	<b>0</b>	<b>48,748</b>	<b>0</b>
	Ethanol Flex Fuel	E51-83	1	0	0.00%	0	4,016	0
		<b>Subtotal:</b>	<b>1</b>	<b>0</b>	<b>0.00%</b>	<b>0</b>	<b>4,016</b>	<b>0</b>
	Gasoline	Mid Grade Unleaded	7	0	0.00%	0	43,342	0
		Premium Unleaded	3	0	0.00%	0	9,029	0
		Regular Unleaded	24	0	0.00%	0	118,758	0
		Regular Unleaded - E10	5	0	0.00%	0	7,998	0
		<b>Subtotal:</b>	<b>39</b>	<b>0</b>	<b>0.00%</b>	<b>0</b>	<b>179,127</b>	<b>0</b>
	Kerosene	No. 1 K	4	0	0.00%	0	2,050	0
		<b>Subtotal:</b>	<b>4</b>	<b>0</b>	<b>0.00%</b>	<b>0</b>	<b>2,050</b>	<b>0</b>
	<b>County Total:</b>		<b>61</b>	<b>0</b>	<b>0.00%</b>	<b>0</b>	<b>243,555</b>	<b>0</b>



**County Inspection Analysis**

Sample Date ranges from 7/1/2022 TO 6/30/2023

County	Product	Grade	Total Sample	Samples In Violation	%	Total Test Violation	Total Volume (Gallons)	Total In Violation
<b>BENTON</b>	Aviation Gasoline	100LL	1	0	0.00%	0	4,858	0
		<b>Subtotal:</b>	<b>1</b>	<b>0</b>	<b>0.00%</b>	<b>0</b>	<b>4,858</b>	<b>0</b>
	Diesel	No. 2D S15, Biodiesel <6%	9	0	0.00%	0	22,792	0
		<b>Subtotal:</b>	<b>9</b>	<b>0</b>	<b>0.00%</b>	<b>0</b>	<b>22,792</b>	<b>0</b>
	Gasoline	Mid Grade Unleaded	5	0	0.00%	0	7,545	0
		Premium Unleaded	5	0	0.00%	0	14,578	0
		Regular Unleaded	2	0	0.00%	0	9,413	0
		Regular Unleaded - E10	3	0	0.00%	0	21,636	0
		<b>Subtotal:</b>	<b>15</b>	<b>0</b>	<b>0.00%</b>	<b>0</b>	<b>53,172</b>	<b>0</b>
	<b>County Total:</b>		<b>25</b>	<b>0</b>	<b>0.00%</b>	<b>0</b>	<b>80,822</b>	<b>0</b>





**County Inspection Analysis**

Sample Date ranges from 7/1/2022 TO 6/30/2023

County	Product	Grade	Total Sample	Samples In Violation	%	Total Test Violation	Total Volume (Gallons)	Total In Violation	
<b>BLEDSON</b>	Diesel	No. 2D S15, Biodiesel <6%	2	0	0.00%	0	5,208	0	
		<b>Subtotal:</b>	<b>2</b>	<b>0</b>	<b>0.00%</b>	<b>0</b>	<b>5,208</b>	<b>0</b>	
	Gasoline	Mid Grade Unleaded	1	0	0.00%	0	0	0	
		Regular Unleaded	7	0	0.00%	0	29,963	0	
		Regular Unleaded - E10	2	0	0.00%	0	5,378	0	
		<b>Subtotal:</b>	<b>10</b>	<b>0</b>	<b>0.00%</b>	<b>0</b>	<b>35,341</b>	<b>0</b>	
	<b>County Total:</b>			<b>12</b>	<b>0</b>	<b>0.00%</b>	<b>0</b>	<b>40,549</b>	<b>0</b>



### County Inspection Analysis

Sample Date ranges from 7/1/2022 TO 6/30/2023

County	Product	Grade	Total Sample	Samples In Violation	%	Total Test Violation	Total Volume (Gallons)	Total In Violation	
<b>BLOUNT</b>	Aviation Gasoline	100LL	1	0	0.00%	0	1,150	0	
		<b>Subtotal:</b>	<b>1</b>	<b>0</b>	<b>0.00%</b>	<b>0</b>	<b>1,150</b>	<b>0</b>	
	Diesel	No. 2D S15, Biodiesel <6%	17	3	17.65%	3	62,841	10,488	
		<b>Subtotal:</b>	<b>17</b>	<b>3</b>	<b>17.65%</b>	<b>3</b>	<b>62,841</b>	<b>10,488</b>	
	Gasoline	Mid Grade Unleaded	4	0	0.00%	0	4,300	0	
		Premium Unleaded	21	2	9.52%	5	57,181	2,818	
		Regular Unleaded	45	1	2.22%	3	210,023	8,700	
		<b>Subtotal:</b>	<b>70</b>	<b>3</b>	<b>4.29%</b>	<b>8</b>	<b>271,504</b>	<b>11,518</b>	
	Kerosene	No. 1 K	2	0	0.00%	0	1,569	0	
		<b>Subtotal:</b>	<b>2</b>	<b>0</b>	<b>0.00%</b>	<b>0</b>	<b>1,569</b>	<b>0</b>	
		<b>County Total:</b>		<b>90</b>	<b>6</b>	<b>6.67%</b>	<b>11</b>	<b>337,064</b>	<b>22,006</b>



### County Inspection Analysis

Sample Date ranges from 7/1/2022 TO 6/30/2023

County	Product	Grade	Total Sample	Samples In Violation	%	Total Test Violation	Total Volume (Gallons)	Total In Violation	
BRADLEY	Aviation Gasoline	100LL	1	0	0.00%	0	4,722	0	
		<b>Subtotal:</b>	<b>1</b>	<b>0</b>	<b>0.00%</b>	<b>0</b>	<b>4,722</b>	<b>0</b>	
	Diesel	No. 2D S15, Biodiesel <6%	18	0	0.00%	0	54,324	0	
		<b>Subtotal:</b>	<b>18</b>	<b>0</b>	<b>0.00%</b>	<b>0</b>	<b>54,324</b>	<b>0</b>	
	Ethanol Flex Fuel	E51-83	1	0	0.00%	0	7,867	0	
		<b>Subtotal:</b>	<b>1</b>	<b>0</b>	<b>0.00%</b>	<b>0</b>	<b>7,867</b>	<b>0</b>	
	Gasoline	Mid Grade Unleaded	2	0	0.00%	0	5,356	0	
			Premium Unleaded	18	0	0.00%	0	47,305	0
			Regular Unleaded	42	0	0.00%	0	161,800	0
		<b>Subtotal:</b>	<b>62</b>	<b>0</b>	<b>0.00%</b>	<b>0</b>	<b>214,461</b>	<b>0</b>	
	Kerosene	No. 1 K	1	0	0.00%	0	1,202	0	
		<b>Subtotal:</b>	<b>1</b>	<b>0</b>	<b>0.00%</b>	<b>0</b>	<b>1,202</b>	<b>0</b>	
	<b>County Total:</b>			<b>83</b>	<b>0</b>	<b>0.00%</b>	<b>0</b>	<b>282,576</b>	<b>0</b>



### County Inspection Analysis

Sample Date ranges from 7/1/2022 TO 6/30/2023

County	Product	Grade	Total Sample	Samples In Violation	%	Total Test Violation	Total Volume (Gallons)	Total In Violation	
CAMPBELL	Aviation Gasoline	100LL	1	0	0.00%	0	1,220	0	
		<b>Subtotal:</b>	<b>1</b>	<b>0</b>	<b>0.00%</b>	<b>0</b>	<b>1,220</b>	<b>0</b>	
	Diesel	No. 2D S15, Biodiesel <6%	18	0	0.00%	0	102,959	0	
		<b>Subtotal:</b>	<b>18</b>	<b>0</b>	<b>0.00%</b>	<b>0</b>	<b>102,959</b>	<b>0</b>	
	Gasoline	Mid Grade Unleaded		6	0	0.00%	0	22,921	0
		Premium Unleaded		17	1	5.88%	1	43,670	2,300
		Regular Unleaded		19	0	0.00%	0	73,616	0
		<b>Subtotal:</b>		<b>42</b>	<b>1</b>	<b>2.38%</b>	<b>1</b>	<b>140,207</b>	<b>2,300</b>
	Kerosene	No. 1 K		1	0	0.00%	0	78	0
		<b>Subtotal:</b>		<b>1</b>	<b>0</b>	<b>0.00%</b>	<b>0</b>	<b>78</b>	<b>0</b>
	<b>County Total:</b>			<b>62</b>	<b>1</b>	<b>1.61%</b>	<b>1</b>	<b>244,464</b>	<b>2,300</b>



**County Inspection Analysis**

Sample Date ranges from 7/1/2022 TO 6/30/2023

County	Product	Grade	Total Sample	Samples In Violation	%	Total Test Violation	Total Volume (Gallons)	Total In Violation
<b>CANNON</b>	Diesel	No. 2D S15, Biodiesel <6%	6	0	0.00%	0	33,365	0
		<b>Subtotal:</b>	<b>6</b>	<b>0</b>	<b>0.00%</b>	<b>0</b>	<b>33,365</b>	<b>0</b>
	Gasoline	Mid Grade Unleaded	1	0	0.00%	0	402	0
		Premium Unleaded	1	0	0.00%	0	1,893	0
		Regular Unleaded	3	0	0.00%	0	10,962	0
		Regular Unleaded - E10	1	0	0.00%	0	1,481	0
		<b>Subtotal:</b>	<b>6</b>	<b>0</b>	<b>0.00%</b>	<b>0</b>	<b>14,738</b>	<b>0</b>
	<b>County Total:</b>		<b>12</b>	<b>0</b>	<b>0.00%</b>	<b>0</b>	<b>48,103</b>	<b>0</b>

**County Inspection Analysis**

Sample Date ranges from 7/1/2022 TO 6/30/2023

County	Product	Grade	Total Sample	Samples In Violation	%	Total Test Violation	Total Volume (Gallons)	Total In Violation	
CARROLL	Aviation Gasoline	100LL	1	0	0.00%	0	5,000	0	
		<b>Subtotal:</b>	<b>1</b>	<b>0</b>	<b>0.00%</b>	<b>0</b>	<b>5,000</b>	<b>0</b>	
	Diesel	No. 2D S15, Biodiesel <6%	11	0	0.00%	0	41,266	0	
		<b>Subtotal:</b>	<b>11</b>	<b>0</b>	<b>0.00%</b>	<b>0</b>	<b>41,266</b>	<b>0</b>	
	Gasoline	Mid Grade Unleaded		4	0	0.00%	0	9,347	0
		Premium Unleaded		9	0	0.00%	0	16,468	0
		Regular Unleaded		17	0	0.00%	0	92,263	0
			<b>Subtotal:</b>	<b>30</b>	<b>0</b>	<b>0.00%</b>	<b>0</b>	<b>118,078</b>	<b>0</b>
	Kerosene	No. 1 K		5	1	20.00%	1	4,351	462
			<b>Subtotal:</b>	<b>5</b>	<b>1</b>	<b>20.00%</b>	<b>1</b>	<b>4,351</b>	<b>462</b>
		<b>County Total:</b>		<b>47</b>	<b>1</b>	<b>2.13%</b>	<b>1</b>	<b>168,695</b>	<b>462</b>

**County Inspection Analysis**

Sample Date ranges from 7/1/2022 TO 6/30/2023

County	Product	Grade	Total Sample	Samples In Violation	%	Total Test Violation	Total Volume (Gallons)	Total In Violation
<b>CARTER</b>	Diesel	No. 2D S15, Biodiesel <6%	8	1	12.50%	1	20,212	772
		<b>Subtotal:</b>	<b>8</b>	<b>1</b>	<b>12.50%</b>	<b>1</b>	<b>20,212</b>	<b>772</b>
	Gasoline	Premium Unleaded	6	0	0.00%	0	13,625	0
		Regular Unleaded	23	0	0.00%	0	93,306	0
		Regular Unleaded - E10	1	0	0.00%	0	12	0
		<b>Subtotal:</b>	<b>30</b>	<b>0</b>	<b>0.00%</b>	<b>0</b>	<b>106,943</b>	<b>0</b>
	Jet Fuel	JA	1	0	0.00%	0	2,700	0
		<b>Subtotal:</b>	<b>1</b>	<b>0</b>	<b>0.00%</b>	<b>0</b>	<b>2,700</b>	<b>0</b>
	<b>County Total:</b>		<b>39</b>	<b>1</b>	<b>2.56%</b>	<b>1</b>	<b>129,855</b>	<b>772</b>



### County Inspection Analysis

Sample Date ranges from 7/1/2022 TO 6/30/2023

County	Product	Grade	Total Sample	Samples In Violation	%	Total Test Violation	Total Volume (Gallons)	Total In Violation
CHEATHAM	Diesel	No. 2D S15, Biodiesel <6%	4	0	0.00%	0	8,215	0
		<b>Subtotal:</b>	<b>4</b>	<b>0</b>	<b>0.00%</b>	<b>0</b>	<b>8,215</b>	<b>0</b>
	Ethanol Flex Fuel	E51-83	1	0	0.00%	0	3,614	0
		<b>Subtotal:</b>	<b>1</b>	<b>0</b>	<b>0.00%</b>	<b>0</b>	<b>3,614</b>	<b>0</b>
	Gasoline	Premium Unleaded	8	0	0.00%	0	26,827	0
		Regular Unleaded	14	0	0.00%	0	77,455	0
		Regular Unleaded - E10	4	0	0.00%	0	31,031	0
		<b>Subtotal:</b>	<b>26</b>	<b>0</b>	<b>0.00%</b>	<b>0</b>	<b>135,313</b>	<b>0</b>
	Kerosene	No. 1 K	2	0	0.00%	0	617	0
		<b>Subtotal:</b>	<b>2</b>	<b>0</b>	<b>0.00%</b>	<b>0</b>	<b>617</b>	<b>0</b>
	<b>County Total:</b>		<b>33</b>	<b>0</b>	<b>0.00%</b>	<b>0</b>	<b>147,759</b>	<b>0</b>





**County Inspection Analysis**

Sample Date ranges from 7/1/2022 TO 6/30/2023

County	Product	Grade	Total Sample	Samples In Violation	%	Total Test Violation	Total Volume (Gallons)	Total In Violation
<b>CHESTER</b>	Diesel	No. 2D S15, Biodiesel <6%	2	0	0.00%	0	5,706	0
		<b>Subtotal:</b>	<b>2</b>	<b>0</b>	<b>0.00%</b>	<b>0</b>	<b>5,706</b>	<b>0</b>
	Gasoline	Mid Grade Unleaded	3	0	0.00%	0	6,219	0
		Premium Unleaded	6	0	0.00%	0	10,427	0
		Regular Unleaded	9	2	22.22%	8	17,292	758
		<b>Subtotal:</b>	<b>18</b>	<b>2</b>	<b>11.11%</b>	<b>8</b>	<b>33,938</b>	<b>758</b>
	<b>County Total:</b>		<b>20</b>	<b>2</b>	<b>10.00%</b>	<b>8</b>	<b>39,644</b>	<b>758</b>



### County Inspection Analysis

Sample Date ranges from 7/1/2022 TO 6/30/2023

County	Product	Grade	Total Sample	Samples In Violation	%	Total Test Violation	Total Volume (Gallons)	Total In Violation
CLAIBORNE	Aviation Gasoline	100LL	2	1	50.00%	1	10,142	5,200
		<b>Subtotal:</b>	<b>2</b>	<b>1</b>	<b>50.00%</b>	<b>1</b>	<b>10,142</b>	<b>5,200</b>
	Diesel	No. 2D S15, Biodiesel <6%	10	2	20.00%	2	28,371	2,920
		<b>Subtotal:</b>	<b>10</b>	<b>2</b>	<b>20.00%</b>	<b>2</b>	<b>28,371</b>	<b>2,920</b>
	Gasoline	Mid Grade Unleaded	4	0	0.00%	0	9,636	0
		Premium Unleaded	8	0	0.00%	0	19,847	0
		Regular Unleaded	18	1	5.56%	2	55,445	0
		<b>Subtotal:</b>	<b>30</b>	<b>1</b>	<b>3.33%</b>	<b>2</b>	<b>84,928</b>	<b>0</b>
	<b>County Total:</b>		<b>42</b>	<b>4</b>	<b>9.52%</b>	<b>5</b>	<b>123,441</b>	<b>8,120</b>



### County Inspection Analysis

Sample Date ranges from 7/1/2022 TO 6/30/2023

County	Product	Grade	Total Sample	Samples In Violation	%	Total Test Violation	Total Volume (Gallons)	Total In Violation	
CLAY	Diesel	No. 2D S15, Biodiesel <6%	5	0	0.00%	0	7,832	0	
		<b>Subtotal:</b>	<b>5</b>	<b>0</b>	<b>0.00%</b>	<b>0</b>	<b>7,832</b>	<b>0</b>	
	Gasoline	Mid Grade Unleaded	2	0	0.00%	0	3,454	0	
		Premium Unleaded	1	1	100.00%	1	1,688	1,688	
		Regular Unleaded	9	0	0.00%	0	32,436	0	
		<b>Subtotal:</b>	<b>12</b>	<b>1</b>	<b>8.33%</b>	<b>1</b>	<b>37,578</b>	<b>1,688</b>	
	Kerosene	No. 1 K	1	0	0.00%	0	297	0	
		<b>Subtotal:</b>	<b>1</b>	<b>0</b>	<b>0.00%</b>	<b>0</b>	<b>297</b>	<b>0</b>	
	<b>County Total:</b>			<b>18</b>	<b>1</b>	<b>5.56%</b>	<b>1</b>	<b>45,707</b>	<b>1,688</b>

**County Inspection Analysis**

Sample Date ranges from 7/1/2022 TO 6/30/2023

County	Product	Grade	Total Sample	Samples In Violation	%	Total Test Violation	Total Volume (Gallons)	Total In Violation
COCKE	Diesel	No. 2D S15, Biodiesel <6%	4	0	0.00%	0	14,372	0
		<b>Subtotal:</b>	<b>4</b>	<b>0</b>	<b>0.00%</b>	<b>0</b>	<b>14,372</b>	<b>0</b>
	Gasoline	Premium Unleaded	10	0	0.00%	0	23,744	0
		Regular Unleaded	17	0	0.00%	0	81,558	0
		Regular Unleaded - E10	10	0	0.00%	0	39,900	0
		<b>Subtotal:</b>	<b>37</b>	<b>0</b>	<b>0.00%</b>	<b>0</b>	<b>145,202</b>	<b>0</b>
	Gasoline Blend Stock	Premium Blend Stock	1	0	0.00%	0	4,500	0
		<b>Subtotal:</b>	<b>1</b>	<b>0</b>	<b>0.00%</b>	<b>0</b>	<b>4,500</b>	<b>0</b>
	<b>County Total:</b>		<b>42</b>	<b>0</b>	<b>0.00%</b>	<b>0</b>	<b>164,074</b>	<b>0</b>

**County Inspection Analysis**

Sample Date ranges from 7/1/2022 TO 6/30/2023

County	Product	Grade	Total Sample	Samples In Violation	%	Total Test Violation	Total Volume (Gallons)	Total In Violation
<b>COFFEE</b>	Aviation Gasoline	100LL	1	0	0.00%	0	9,846	0
		<b>Subtotal:</b>	<b>1</b>	<b>0</b>	<b>0.00%</b>	<b>0</b>	<b>9,846</b>	<b>0</b>
	Diesel	No. 2D S15, Biodiesel <6%	23	1	4.35%	1	119,556	1,662
		No. 2D S15, Biodiesel 6-20%	1	0	0.00%	0	26,712	0
		<b>Subtotal:</b>	<b>24</b>	<b>1</b>	<b>4.17%</b>	<b>1</b>	<b>146,268</b>	<b>1,662</b>
	Gasoline	Mid Grade Unleaded	6	0	0.00%	0	15,750	0
		Premium Unleaded	11	0	0.00%	0	29,169	0
		Regular Unleaded	19	1	5.26%	2	92,270	3,777
		Regular Unleaded - E10	1	0	0.00%	0	15,097	0
		<b>Subtotal:</b>	<b>37</b>	<b>1</b>	<b>2.70%</b>	<b>2</b>	<b>152,286</b>	<b>3,777</b>
	Kerosene	No. 1 K	3	0	0.00%	0	3,793	0
		<b>Subtotal:</b>	<b>3</b>	<b>0</b>	<b>0.00%</b>	<b>0</b>	<b>3,793</b>	<b>0</b>
	<b>County Total:</b>		<b>65</b>	<b>2</b>	<b>3.08%</b>	<b>3</b>	<b>312,193</b>	<b>5,439</b>



**County Inspection Analysis**

Sample Date ranges from 7/1/2022 TO 6/30/2023

County	Product	Grade	Total Sample	Samples In Violation	%	Total Test Violation	Total Volume (Gallons)	Total In Violation
<b>CROCKETT</b>	Diesel	No. 2D S15, Biodiesel <6%	5	0	0.00%	0	16,965	0
		<b>Subtotal:</b>	<b>5</b>	<b>0</b>	<b>0.00%</b>	<b>0</b>	<b>16,965</b>	<b>0</b>
	Gasoline	Mid Grade Unleaded	4	0	0.00%	0	8,188	0
		Premium Unleaded	4	0	0.00%	0	6,991	0
		Regular Unleaded	11	0	0.00%	0	51,889	0
		Regular Unleaded - E10	1	0	0.00%	0	1,221	0
		<b>Subtotal:</b>	<b>20</b>	<b>0</b>	<b>0.00%</b>	<b>0</b>	<b>68,289</b>	<b>0</b>
	<b>County Total:</b>		<b>25</b>	<b>0</b>	<b>0.00%</b>	<b>0</b>	<b>85,254</b>	<b>0</b>

**County Inspection Analysis**

Sample Date ranges from 7/1/2022 TO 6/30/2023

County	Product	Grade	Total Sample	Samples In Violation	%	Total Test Violation	Total Volume (Gallons)	Total In Violation
<b>CUMBERLAND</b>	Aviation Gasoline	100LL	2	0	0.00%	0	10,072	0
		<b>Subtotal:</b>	<b>2</b>	<b>0</b>	<b>0.00%</b>	<b>0</b>	<b>10,072</b>	<b>0</b>
	Diesel	No. 2D S15, Biodiesel <6%	26	1	3.85%	1	105,116	317
		<b>Subtotal:</b>	<b>26</b>	<b>1</b>	<b>3.85%</b>	<b>1</b>	<b>105,116</b>	<b>317</b>
	Ethanol Flex Fuel	E51-83	3	1	33.33%	2	6,817	2,785
		<b>Subtotal:</b>	<b>3</b>	<b>1</b>	<b>33.33%</b>	<b>2</b>	<b>6,817</b>	<b>2,785</b>
	Gasoline	Mid Grade Unleaded	2	0	0.00%	0	3,510	0
		Premium Unleaded	10	0	0.00%	0	32,121	0
		Regular Unleaded	26	0	0.00%	0	139,052	0
		Regular Unleaded - E10	1	0	0.00%	0	8,379	0
		<b>Subtotal:</b>	<b>39</b>	<b>0</b>	<b>0.00%</b>	<b>0</b>	<b>183,062</b>	<b>0</b>
	Kerosene	No. 1 K	4	0	0.00%	0	1,271	0
		<b>Subtotal:</b>	<b>4</b>	<b>0</b>	<b>0.00%</b>	<b>0</b>	<b>1,271</b>	<b>0</b>
		<b>County Total:</b>	<b>74</b>	<b>2</b>	<b>2.70%</b>	<b>3</b>	<b>306,338</b>	<b>3,102</b>



**County Inspection Analysis**  
 Sample Date ranges from 7/1/2022 TO 6/30/2023

County	Product	Grade	Total Sample	Samples In Violation	%	Total Test Violation	Total Volume (Gallons)	Total In Violation	
DAVIDSON	Aviation Gasoline	100LL	2	0	0.00%	0	15,508	0	
		<b>Subtotal:</b>	<b>2</b>	<b>0</b>	<b>0.00%</b>	<b>0</b>	<b>15,508</b>	<b>0</b>	
	Denatured Fuel Ethanol	E100	1	0	0.00%	0	16,218	0	
		<b>Subtotal:</b>	<b>1</b>	<b>0</b>	<b>0.00%</b>	<b>0</b>	<b>16,218</b>	<b>0</b>	
	Diesel	No. 2D S15, Biodiesel <6%	64	8	12.50%	8	457,692	28,443	
		No. 2D S15, Biodiesel 6-20%	2	1	50.00%	1	12,585	8,418	
		No. 2D S500, Biodiesel <6%	1	0	0.00%	0	2,125	0	
		<b>Subtotal:</b>	<b>67</b>	<b>9</b>	<b>13.43%</b>	<b>9</b>	<b>472,402</b>	<b>36,861</b>	
	Ethanol Flex Fuel	E51-83	12	0	0.00%	0	33,835	0	
		<b>Subtotal:</b>	<b>12</b>	<b>0</b>	<b>0.00%</b>	<b>0</b>	<b>33,835</b>	<b>0</b>	
	Gasoline	Mid Grade Unleaded	16	0	0.00%	0	98,121	0	
		Premium Unleaded	100	1	1.00%	1	588,482	4,492	
		Regular Unleaded	235	0	0.00%	0	1,816,725	0	
		Regular Unleaded - E10	24	0	0.00%	0	149,581	0	
		Regular Unleaded - E15	4	0	0.00%	0	22,978	0	
		<b>Subtotal:</b>	<b>379</b>	<b>1</b>	<b>0.26%</b>	<b>1</b>	<b>2,675,887</b>	<b>4,492</b>	
	Gasoline Blend Stock	Premium Blend Stock	1	0	0.00%	0	161,784	0	
		Regular Blend Stock	1	0	0.00%	0	504,462	0	
		<b>Subtotal:</b>	<b>2</b>	<b>0</b>	<b>0.00%</b>	<b>0</b>	<b>666,246</b>	<b>0</b>	
	Kerosene	No. 1 K	10	1	10.00%	1	8,577	1,342	
		<b>Subtotal:</b>	<b>10</b>	<b>1</b>	<b>10.00%</b>	<b>1</b>	<b>8,577</b>	<b>1,342</b>	
	<b>County Total:</b>			<b>473</b>	<b>11</b>	<b>2.33%</b>	<b>11</b>	<b>3,888,673</b>	<b>42,695</b>





**County Inspection Analysis**

Sample Date ranges from 7/1/2022 TO 6/30/2023

County	Product	Grade	Total Sample	Samples In Violation	%	Total Test Violation	Total Volume (Gallons)	Total In Violation
<b>DECATUR</b>	Diesel	No. 2D S15, Biodiesel <6%	4	0	0.00%	0	17,356	0
		<b>Subtotal:</b>	<b>4</b>	<b>0</b>	<b>0.00%</b>	<b>0</b>	<b>17,356</b>	<b>0</b>
	Gasoline	Mid Grade Unleaded	3	0	0.00%	0	9,184	0
		Premium Unleaded	7	1	14.29%	1	19,565	5,532
		Regular Unleaded	6	0	0.00%	0	25,708	0
		Regular Unleaded - E10	2	0	0.00%	0	7,493	0
		<b>Subtotal:</b>	<b>18</b>	<b>1</b>	<b>5.56%</b>	<b>1</b>	<b>61,950</b>	<b>5,532</b>
	<b>County Total:</b>		<b>22</b>	<b>1</b>	<b>4.55%</b>	<b>1</b>	<b>79,306</b>	<b>5,532</b>

**County Inspection Analysis**

Sample Date ranges from 7/1/2022 TO 6/30/2023

County	Product	Grade	Total Sample	Samples In Violation	%	Total Test Violation	Total Volume (Gallons)	Total In Violation
DEKALB	Aviation Gasoline	100LL	1	0	0.00%	0	6,800	0
		<b>Subtotal:</b>	<b>1</b>	<b>0</b>	<b>0.00%</b>	<b>0</b>	<b>6,800</b>	<b>0</b>
	Diesel	No. 2D S15, Biodiesel <6%	6	0	0.00%	0	17,748	0
		<b>Subtotal:</b>	<b>6</b>	<b>0</b>	<b>0.00%</b>	<b>0</b>	<b>17,748</b>	<b>0</b>
	Gasoline	Mid Grade Unleaded	5	0	0.00%	0	11,434	0
		Premium Unleaded	7	0	0.00%	0	23,170	0
		Regular Unleaded	8	1	12.50%	2	21,536	712
		Regular Unleaded - E10	1	0	0.00%	0	2,169	0
		<b>Subtotal:</b>	<b>21</b>	<b>1</b>	<b>4.76%</b>	<b>2</b>	<b>58,309</b>	<b>712</b>
	Kerosene	No. 1 K	1	0	0.00%	0	1,055	0
		<b>Subtotal:</b>	<b>1</b>	<b>0</b>	<b>0.00%</b>	<b>0</b>	<b>1,055</b>	<b>0</b>
		<b>County Total:</b>	<b>29</b>	<b>1</b>	<b>3.45%</b>	<b>2</b>	<b>83,912</b>	<b>712</b>



### County Inspection Analysis

Sample Date ranges from 7/1/2022 TO 6/30/2023

County	Product	Grade	Total Sample	Samples In Violation	%	Total Test Violation	Total Volume (Gallons)	Total In Violation	
<b>DICKSON</b>	Aviation Gasoline	100LL	1	0	0.00%	0	1,500	0	
		<b>Subtotal:</b>	<b>1</b>	<b>0</b>	<b>0.00%</b>	<b>0</b>	<b>1,500</b>	<b>0</b>	
	Diesel	No. 2D S15, Biodiesel <6%	14	0	0.00%	0	78,497	0	
		No. 2D S15, Biodiesel 6-20%	1	0	0.00%	0	3,633	0	
		<b>Subtotal:</b>	<b>15</b>	<b>0</b>	<b>0.00%</b>	<b>0</b>	<b>82,130</b>	<b>0</b>	
	Gasoline	Mid Grade Unleaded	1	1	100.00%	1	2,642	2,642	
		Premium Unleaded	13	1	7.69%	1	40,625	3,679	
		Regular Unleaded	28	0	0.00%	0	160,460	0	
		Regular Unleaded - E10	12	0	0.00%	0	59,554	0	
		<b>Subtotal:</b>	<b>54</b>	<b>2</b>	<b>3.70%</b>	<b>2</b>	<b>263,281</b>	<b>6,321</b>	
	Gasoline Blend Stock	Regular Blend Stock	1	0	0.00%	0	896	0	
		<b>Subtotal:</b>	<b>1</b>	<b>0</b>	<b>0.00%</b>	<b>0</b>	<b>896</b>	<b>0</b>	
	Kerosene	No. 1 K	2	0	0.00%	0	2,570	0	
		<b>Subtotal:</b>	<b>2</b>	<b>0</b>	<b>0.00%</b>	<b>0</b>	<b>2,570</b>	<b>0</b>	
	<b>County Total:</b>			<b>73</b>	<b>2</b>	<b>2.74%</b>	<b>2</b>	<b>350,377</b>	<b>6,321</b>

**County Inspection Analysis**

Sample Date ranges from 7/1/2022 TO 6/30/2023

County	Product	Grade	Total Sample	Samples In Violation	%	Total Test Violation	Total Volume (Gallons)	Total In Violation	
DYER	Aviation Gasoline	100LL	1	0	0.00%	0	7,187	0	
		<b>Subtotal:</b>	<b>1</b>	<b>0</b>	<b>0.00%</b>	<b>0</b>	<b>7,187</b>	<b>0</b>	
	Diesel	No. 2D S15, Biodiesel <6%	7	1	14.29%	1	30,902	8,800	
		No. 2D S15, Biodiesel 6-20%	1	0	0.00%	0	7,944	0	
		<b>Subtotal:</b>	<b>8</b>	<b>1</b>	<b>12.50%</b>	<b>1</b>	<b>38,846</b>	<b>8,800</b>	
	Gasoline	Mid Grade Unleaded	8	0	0.00%	0	24,534	0	
		Premium Unleaded	13	1	7.69%	2	33,777	3,043	
		Regular Unleaded	19	0	0.00%	0	114,139	0	
		Regular Unleaded - E10	3	0	0.00%	0	9,519	0	
		<b>Subtotal:</b>	<b>43</b>	<b>1</b>	<b>2.33%</b>	<b>2</b>	<b>181,969</b>	<b>3,043</b>	
	Kerosene	No. 1 K	1	0	0.00%	0	895	0	
		<b>Subtotal:</b>	<b>1</b>	<b>0</b>	<b>0.00%</b>	<b>0</b>	<b>895</b>	<b>0</b>	
	<b>County Total:</b>			<b>53</b>	<b>2</b>	<b>3.77%</b>	<b>3</b>	<b>228,897</b>	<b>11,843</b>



**County Inspection Analysis**

Sample Date ranges from 7/1/2022 TO 6/30/2023

County	Product	Grade	Total Sample	Samples In Violation	%	Total Test Violation	Total Volume (Gallons)	Total In Violation
FAYETTE	Aviation Gasoline	100LL	1	0	0.00%	0	4,900	0
		<b>Subtotal:</b>	<b>1</b>	<b>0</b>	<b>0.00%</b>	<b>0</b>	<b>4,900</b>	<b>0</b>
	Diesel	No. 2D S15, Biodiesel <6%	8	2	25.00%	2	23,651	5,594
		<b>Subtotal:</b>	<b>8</b>	<b>2</b>	<b>25.00%</b>	<b>2</b>	<b>23,651</b>	<b>5,594</b>
	Gasoline	Mid Grade Unleaded	12	0	0.00%	0	33,179	0
		Premium Unleaded	29	8	27.59%	19	55,548	7,830
		Regular Unleaded	6	1	16.67%	2	13,401	2,227
		Regular Unleaded - E10	1	0	0.00%	0	1,952	0
		<b>Subtotal:</b>	<b>48</b>	<b>9</b>	<b>18.75%</b>	<b>21</b>	<b>104,080</b>	<b>10,057</b>
	<b>County Total:</b>		<b>57</b>	<b>11</b>	<b>19.30%</b>	<b>23</b>	<b>132,631</b>	<b>15,651</b>



**County Inspection Analysis**

Sample Date ranges from 7/1/2022 TO 6/30/2023

County	Product	Grade	Total Sample	Samples In Violation	%	Total Test Violation	Total Volume (Gallons)	Total In Violation
<b>FENTRESS</b>	Aviation Gasoline	100LL	1	0	0.00%	0	2,454	0
		<b>Subtotal:</b>	<b>1</b>	<b>0</b>	<b>0.00%</b>	<b>0</b>	<b>2,454</b>	<b>0</b>
	Diesel	No. 2D S15, Biodiesel <6%	7	0	0.00%	0	16,908	0
		<b>Subtotal:</b>	<b>7</b>	<b>0</b>	<b>0.00%</b>	<b>0</b>	<b>16,908</b>	<b>0</b>
	Gasoline	Mid Grade Unleaded	2	0	0.00%	0	6,661	0
		Premium Unleaded	2	0	0.00%	0	3,043	0
		Regular Unleaded	11	1	9.09%	3	43,775	2,988
		Regular Unleaded - E10	1	0	0.00%	0	9,202	0
		<b>Subtotal:</b>	<b>16</b>	<b>1</b>	<b>6.25%</b>	<b>3</b>	<b>62,681</b>	<b>2,988</b>
		<b>County Total:</b>	<b>24</b>	<b>1</b>	<b>4.17%</b>	<b>3</b>	<b>82,043</b>	<b>2,988</b>



**County Inspection Analysis**

Sample Date ranges from 7/1/2022 TO 6/30/2023

County	Product	Grade	Total Sample	Samples In Violation	%	Total Test Violation	Total Volume (Gallons)	Total In Violation
FRANKLIN	Aviation Gasoline	100LL	2	0	0.00%	0	9,588	0
		<b>Subtotal:</b>	<b>2</b>	<b>0</b>	<b>0.00%</b>	<b>0</b>	<b>9,588</b>	<b>0</b>
	Diesel	No. 2D S15, Biodiesel <6%	11	0	0.00%	0	53,625	0
		<b>Subtotal:</b>	<b>11</b>	<b>0</b>	<b>0.00%</b>	<b>0</b>	<b>53,625</b>	<b>0</b>
	Gasoline	Mid Grade Unleaded	3	0	0.00%	0	29,198	0
		Premium Unleaded	5	0	0.00%	0	23,357	0
		Regular Unleaded	15	1	6.67%	2	70,366	3,842
		Regular Unleaded - E10	10	0	0.00%	0	38,374	0
		<b>Subtotal:</b>	<b>33</b>	<b>1</b>	<b>3.03%</b>	<b>2</b>	<b>161,295</b>	<b>3,842</b>
	Kerosene	No. 1 K	1	0	0.00%	0	1,208	0
		<b>Subtotal:</b>	<b>1</b>	<b>0</b>	<b>0.00%</b>	<b>0</b>	<b>1,208</b>	<b>0</b>
	<b>County Total:</b>		<b>47</b>	<b>1</b>	<b>2.13%</b>	<b>2</b>	<b>225,716</b>	<b>3,842</b>



**County Inspection Analysis**

Sample Date ranges from 7/1/2022 TO 6/30/2023

County	Product	Grade	Total Sample	Samples In Violation	%	Total Test Violation	Total Volume (Gallons)	Total In Violation
<b>GIBSON</b>	Aviation Gasoline	100LL	2	0	0.00%	0	4,329	0
		<b>Subtotal:</b>	<b>2</b>	<b>0</b>	<b>0.00%</b>	<b>0</b>	<b>4,329</b>	<b>0</b>
	Diesel	No. 2D S15, Biodiesel <6%	10	0	0.00%	0	32,548	0
		<b>Subtotal:</b>	<b>10</b>	<b>0</b>	<b>0.00%</b>	<b>0</b>	<b>32,548</b>	<b>0</b>
	Gasoline	Mid Grade Unleaded	7	0	0.00%	0	22,830	0
		Premium Unleaded	11	0	0.00%	0	22,421	0
		Regular Unleaded	19	1	5.26%	4	48,067	1,157
		Regular Unleaded - E10	3	0	0.00%	0	7,096	0
		<b>Subtotal:</b>	<b>40</b>	<b>1</b>	<b>2.50%</b>	<b>4</b>	<b>100,414</b>	<b>1,157</b>
	Kerosene	No. 1 K	2	0	0.00%	0	0	0
		<b>Subtotal:</b>	<b>2</b>	<b>0</b>	<b>0.00%</b>	<b>0</b>	<b>0</b>	<b>0</b>
	<b>County Total:</b>		<b>54</b>	<b>1</b>	<b>1.85%</b>	<b>4</b>	<b>137,291</b>	<b>1,157</b>





### County Inspection Analysis

Sample Date ranges from 7/1/2022 TO 6/30/2023

County	Product	Grade	Total Sample	Samples In Violation	%	Total Test Violation	Total Volume (Gallons)	Total In Violation	
GILES	Aviation Gasoline	100LL	1	0	0.00%	0	2,346	0	
		<b>Subtotal:</b>	<b>1</b>	<b>0</b>	<b>0.00%</b>	<b>0</b>	<b>2,346</b>	<b>0</b>	
	Diesel	No. 2D S15, Biodiesel <6%	12	0	0.00%	0	27,923	0	
		<b>Subtotal:</b>	<b>12</b>	<b>0</b>	<b>0.00%</b>	<b>0</b>	<b>27,923</b>	<b>0</b>	
	Gasoline	Mid Grade Unleaded	Premium Unleaded	8	0	0.00%	0	12,323	0
			Regular Unleaded	16	0	0.00%	0	66,065	0
			Regular Unleaded - E10	4	0	0.00%	0	22,130	0
			<b>Subtotal:</b>	<b>35</b>	<b>0</b>	<b>0.00%</b>	<b>0</b>	<b>117,305</b>	<b>0</b>
		Kerosene	No. 1 K	1	0	0.00%	0	321	0
	<b>Subtotal:</b>		<b>1</b>	<b>0</b>	<b>0.00%</b>	<b>0</b>	<b>321</b>	<b>0</b>	
	<b>County Total:</b>		<b>49</b>	<b>0</b>	<b>0.00%</b>	<b>0</b>	<b>147,895</b>	<b>0</b>	



Department of  
**Agriculture**

**County Inspection Analysis**

Sample Date ranges from 7/1/2022 TO 6/30/2023

County	Product	Grade	Total Sample	Samples In Violation	%	Total Test Violation	Total Volume (Gallons)	Total In Violation
GRAINGER	Diesel	No. 2D S15, Biodiesel <6%	13	0	0.00%	0	26,417	0
		<b>Subtotal:</b>	<b>13</b>	<b>0</b>	<b>0.00%</b>	<b>0</b>	<b>26,417</b>	<b>0</b>
	Gasoline	Mid Grade Unleaded	3	0	0.00%	0	0	0
		Premium Unleaded	5	0	0.00%	0	10,260	0
		Regular Unleaded	14	0	0.00%	0	31,206	0
		<b>Subtotal:</b>	<b>22</b>	<b>0</b>	<b>0.00%</b>	<b>0</b>	<b>41,466</b>	<b>0</b>
	Kerosene	No. 1 K	3	0	0.00%	0	994	0
		<b>Subtotal:</b>	<b>3</b>	<b>0</b>	<b>0.00%</b>	<b>0</b>	<b>994</b>	<b>0</b>
	<b>County Total:</b>		<b>38</b>	<b>0</b>	<b>0.00%</b>	<b>0</b>	<b>68,877</b>	<b>0</b>



### County Inspection Analysis

Sample Date ranges from 7/1/2022 TO 6/30/2023

County	Product	Grade	Total Sample	Samples In Violation	%	Total Test Violation	Total Volume (Gallons)	Total In Violation	
GREENE	Aviation Gasoline	100LL	1	0	0.00%	0	6,148	0	
		<b>Subtotal:</b>	<b>1</b>	<b>0</b>	<b>0.00%</b>	<b>0</b>	<b>6,148</b>	<b>0</b>	
	Diesel	No. 2D S15, Biodiesel <6%	17	2	11.76%	2	52,257	7,118	
		<b>Subtotal:</b>	<b>17</b>	<b>2</b>	<b>11.76%</b>	<b>2</b>	<b>52,257</b>	<b>7,118</b>	
	Gasoline	Mid Grade Unleaded	3	0	0.00%	0	4,600	0	
		Premium Unleaded	17	1	5.88%	2	36,037	1,400	
		Regular Unleaded	24	0	0.00%	0	154,195	0	
		Regular Unleaded - E10	8	0	0.00%	0	44,442	0	
		<b>Subtotal:</b>	<b>52</b>	<b>1</b>	<b>1.92%</b>	<b>2</b>	<b>239,274</b>	<b>1,400</b>	
	Jet Fuel	JA	1	0	0.00%	0	1,689	0	
		<b>Subtotal:</b>	<b>1</b>	<b>0</b>	<b>0.00%</b>	<b>0</b>	<b>1,689</b>	<b>0</b>	
	Kerosene	No. 1 K	1	0	0.00%	0	500	0	
		<b>Subtotal:</b>	<b>1</b>	<b>0</b>	<b>0.00%</b>	<b>0</b>	<b>500</b>	<b>0</b>	
	<b>County Total:</b>			<b>72</b>	<b>3</b>	<b>4.17%</b>	<b>4</b>	<b>299,868</b>	<b>8,518</b>

**County Inspection Analysis**

Sample Date ranges from 7/1/2022 TO 6/30/2023

County	Product	Grade	Total Sample	Samples In Violation	%	Total Test Violation	Total Volume (Gallons)	Total In Violation
GRUNDY	Diesel	No. 2D S15, Biodiesel <6%	3	0	0.00%	0	4,028	0
		<b>Subtotal:</b>	<b>3</b>	<b>0</b>	<b>0.00%</b>	<b>0</b>	<b>4,028</b>	<b>0</b>
	Gasoline	Mid Grade Unleaded	1	0	0.00%	0	2,460	0
		Premium Unleaded	4	0	0.00%	0	9,365	0
		Regular Unleaded	5	0	0.00%	0	17,821	0
		<b>Subtotal:</b>	<b>10</b>	<b>0</b>	<b>0.00%</b>	<b>0</b>	<b>29,646</b>	<b>0</b>
	Kerosene	No. 1 K	1	0	0.00%	0	564	0
		<b>Subtotal:</b>	<b>1</b>	<b>0</b>	<b>0.00%</b>	<b>0</b>	<b>564</b>	<b>0</b>
	<b>County Total:</b>		<b>14</b>	<b>0</b>	<b>0.00%</b>	<b>0</b>	<b>34,238</b>	<b>0</b>



### County Inspection Analysis

Sample Date ranges from 7/1/2022 TO 6/30/2023

County	Product	Grade	Total Sample	Samples In Violation	%	Total Test Violation	Total Volume (Gallons)	Total In Violation	
HAMBLEN	Aviation Gasoline	100LL	1	0	0.00%	0	1,800	0	
		<b>Subtotal:</b>	<b>1</b>	<b>0</b>	<b>0.00%</b>	<b>0</b>	<b>1,800</b>	<b>0</b>	
	Diesel	No. 2D S15, Biodiesel <6%	30	2	6.67%	2	96,440	3,079	
		<b>Subtotal:</b>	<b>30</b>	<b>2</b>	<b>6.67%</b>	<b>2</b>	<b>96,440</b>	<b>3,079</b>	
	Gasoline	Mid Grade Unleaded	19	0	0.00%	0	3,242	0	
		Premium Unleaded	27	1	3.70%	1	72,765	2,822	
		Regular Unleaded	20	0	0.00%	0	103,684	0	
		<b>Subtotal:</b>	<b>66</b>	<b>1</b>	<b>1.52%</b>	<b>1</b>	<b>179,691</b>	<b>2,822</b>	
	Kerosene	No. 1 K	5	0	0.00%	0	1,477	0	
		<b>Subtotal:</b>	<b>5</b>	<b>0</b>	<b>0.00%</b>	<b>0</b>	<b>1,477</b>	<b>0</b>	
	<b>County Total:</b>			<b>102</b>	<b>3</b>	<b>2.94%</b>	<b>3</b>	<b>279,408</b>	<b>5,901</b>



### County Inspection Analysis

Sample Date ranges from 7/1/2022 TO 6/30/2023

County	Product	Grade	Total Sample	Samples In Violation	%	Total Test Violation	Total Volume (Gallons)	Total In Violation
HAMILTON	Aviation Gasoline	100LL	2	0	0.00%	0	14,820	0
		<b>Subtotal:</b>	<b>2</b>	<b>0</b>	<b>0.00%</b>	<b>0</b>	<b>14,820</b>	<b>0</b>
	Diesel	No. 2D S15, Biodiesel <6%	67	3	4.48%	3	283,132	16,074
		<b>Subtotal:</b>	<b>67</b>	<b>3</b>	<b>4.48%</b>	<b>3</b>	<b>283,132</b>	<b>16,074</b>
	Ethanol Flex Fuel	E51-83	2	0	0.00%	0	4,618	0
		<b>Subtotal:</b>	<b>2</b>	<b>0</b>	<b>0.00%</b>	<b>0</b>	<b>4,618</b>	<b>0</b>
	Gasoline	Mid Grade Unleaded	21	0	0.00%	0	32,834	0
		Premium Unleaded	98	2	2.04%	3	313,303	5,158
		Regular Unleaded	86	0	0.00%	0	438,482	0
		Regular Unleaded - E10	4	0	0.00%	0	23,518	0
		<b>Subtotal:</b>	<b>209</b>	<b>2</b>	<b>0.96%</b>	<b>3</b>	<b>808,137</b>	<b>5,158</b>
	Kerosene	No. 1 K	13	0	0.00%	0	9,785	0
		<b>Subtotal:</b>	<b>13</b>	<b>0</b>	<b>0.00%</b>	<b>0</b>	<b>9,785</b>	<b>0</b>
		<b>County Total:</b>	<b>293</b>	<b>5</b>	<b>1.71%</b>	<b>6</b>	<b>1,120,492</b>	<b>21,232</b>



### County Inspection Analysis

Sample Date ranges from 7/1/2022 TO 6/30/2023

County	Product	Grade	Total Sample	Samples In Violation	%	Total Test Violation	Total Volume (Gallons)	Total In Violation
HANCOCK	Diesel	No. 2D S15, Biodiesel <6%	3	0	0.00%	0	7,789	0
		<b>Subtotal:</b>	<b>3</b>	<b>0</b>	<b>0.00%</b>	<b>0</b>	<b>7,789</b>	<b>0</b>
	Gasoline	Premium Unleaded	1	0	0.00%	0	1,991	0
		Regular Unleaded	6	0	0.00%	0	11,028	0
		<b>Subtotal:</b>	<b>7</b>	<b>0</b>	<b>0.00%</b>	<b>0</b>	<b>13,019</b>	<b>0</b>
	Kerosene	No. 1 K	1	0	0.00%	0	295	0
		<b>Subtotal:</b>	<b>1</b>	<b>0</b>	<b>0.00%</b>	<b>0</b>	<b>295</b>	<b>0</b>
	<b>County Total:</b>		<b>11</b>	<b>0</b>	<b>0.00%</b>	<b>0</b>	<b>21,103</b>	<b>0</b>

**County Inspection Analysis**

Sample Date ranges from 7/1/2022 TO 6/30/2023

County	Product	Grade	Total Sample	Samples In Violation	%	Total Test Violation	Total Volume (Gallons)	Total In Violation
<b>HARDEMAN</b>	Aviation Gasoline	100LL	1	0	0.00%	0	3,590	0
		<b>Subtotal:</b>	<b>1</b>	<b>0</b>	<b>0.00%</b>	<b>0</b>	<b>3,590</b>	<b>0</b>
	Diesel	No. 2D S15, Biodiesel <6%	9	0	0.00%	0	30,534	0
		<b>Subtotal:</b>	<b>9</b>	<b>0</b>	<b>0.00%</b>	<b>0</b>	<b>30,534</b>	<b>0</b>
	Gasoline	Mid Grade Unleaded	2	0	0.00%	0	5,095	0
		Premium Unleaded	14	1	7.14%	1	31,222	1,412
		Regular Unleaded	16	0	0.00%	0	47,413	0
		<b>Subtotal:</b>	<b>32</b>	<b>1</b>	<b>3.13%</b>	<b>1</b>	<b>83,730</b>	<b>1,412</b>
	Kerosene	No. 1 K	1	0	0.00%	0	716	0
		<b>Subtotal:</b>	<b>1</b>	<b>0</b>	<b>0.00%</b>	<b>0</b>	<b>716</b>	<b>0</b>
	<b>County Total:</b>		<b>43</b>	<b>1</b>	<b>2.33%</b>	<b>1</b>	<b>118,570</b>	<b>1,412</b>





**County Inspection Analysis**

Sample Date ranges from 7/1/2022 TO 6/30/2023

County	Product	Grade	Total Sample	Samples In Violation	%	Total Test Violation	Total Volume (Gallons)	Total In Violation
<b>HARDIN</b>	Aviation Gasoline	100LL	1	0	0.00%	0	2,953	0
		<b>Subtotal:</b>	<b>1</b>	<b>0</b>	<b>0.00%</b>	<b>0</b>	<b>2,953</b>	<b>0</b>
	Diesel	No. 2D S15, Biodiesel <6%	8	0	0.00%	0	35,532	0
		<b>Subtotal:</b>	<b>8</b>	<b>0</b>	<b>0.00%</b>	<b>0</b>	<b>35,532</b>	<b>0</b>
	Gasoline	Mid Grade Unleaded	10	1	10.00%	1	32,203	970
		Premium Unleaded	15	1	6.67%	3	39,627	1,131
		Regular Unleaded	15	0	0.00%	0	67,834	0
		Regular Unleaded - E10	2	0	0.00%	0	5,086	0
		<b>Subtotal:</b>	<b>42</b>	<b>2</b>	<b>4.76%</b>	<b>4</b>	<b>144,750</b>	<b>2,101</b>
	Kerosene	No. 1 K	2	0	0.00%	0	2,367	0
		<b>Subtotal:</b>	<b>2</b>	<b>0</b>	<b>0.00%</b>	<b>0</b>	<b>2,367</b>	<b>0</b>
	<b>County Total:</b>		<b>53</b>	<b>2</b>	<b>3.77%</b>	<b>4</b>	<b>185,602</b>	<b>2,101</b>



### County Inspection Analysis

Sample Date ranges from 7/1/2022 TO 6/30/2023

County	Product	Grade	Total Sample	Samples In Violation	%	Total Test Violation	Total Volume (Gallons)	Total In Violation
HAWKINS	Aviation Gasoline	100LL	1	0	0.00%	0	3,600	0
		<b>Subtotal:</b>	<b>1</b>	<b>0</b>	<b>0.00%</b>	<b>0</b>	<b>3,600</b>	<b>0</b>
	Diesel	No. 2D S15, Biodiesel <6%	10	0	0.00%	0	22,855	0
		<b>Subtotal:</b>	<b>10</b>	<b>0</b>	<b>0.00%</b>	<b>0</b>	<b>22,855</b>	<b>0</b>
	Gasoline	Mid Grade Unleaded	3	0	0.00%	0	3,926	0
		Premium Unleaded	9	0	0.00%	0	26,163	0
		Regular Unleaded	17	0	0.00%	0	81,809	0
		Regular Unleaded - E10	1	0	0.00%	0	4,183	0
		<b>Subtotal:</b>	<b>30</b>	<b>0</b>	<b>0.00%</b>	<b>0</b>	<b>116,081</b>	<b>0</b>
		<b>County Total:</b>	<b>41</b>	<b>0</b>	<b>0.00%</b>	<b>0</b>	<b>142,536</b>	<b>0</b>



### County Inspection Analysis

Sample Date ranges from 7/1/2022 TO 6/30/2023

County	Product	Grade	Total Sample	Samples In Violation	%	Total Test Violation	Total Volume (Gallons)	Total In Violation
HAYWOOD	Diesel	No. 2D S15, Biodiesel <6%	5	2	40.00%	2	9,522	4,043
		<b>Subtotal:</b>	<b>5</b>	<b>2</b>	<b>40.00%</b>	<b>2</b>	<b>9,522</b>	<b>4,043</b>
	Gasoline	Mid Grade Unleaded	7	0	0.00%	0	19,650	0
		Premium Unleaded	12	3	25.00%	7	26,587	4,612
		Regular Unleaded	9	0	0.00%	0	66,960	0
		Regular Unleaded - E10	1	0	0.00%	0	4,745	0
		<b>Subtotal:</b>	<b>29</b>	<b>3</b>	<b>10.34%</b>	<b>7</b>	<b>117,942</b>	<b>4,612</b>
	<b>County Total:</b>		<b>34</b>	<b>5</b>	<b>14.71%</b>	<b>9</b>	<b>127,464</b>	<b>8,655</b>



### County Inspection Analysis

Sample Date ranges from 7/1/2022 TO 6/30/2023

County	Product	Grade	Total Sample	Samples In Violation	%	Total Test Violation	Total Volume (Gallons)	Total In Violation
HENDERSON	Aviation Gasoline	100LL	1	0	0.00%	0	5,433	0
		<b>Subtotal:</b>	<b>1</b>	<b>0</b>	<b>0.00%</b>	<b>0</b>	<b>5,433</b>	<b>0</b>
	Diesel	No. 2D S15, Biodiesel <6%	7	0	0.00%	0	55,111	0
		No. 2D S15, Biodiesel 6-20%	1	0	0.00%	0	3,621	0
		<b>Subtotal:</b>	<b>8</b>	<b>0</b>	<b>0.00%</b>	<b>0</b>	<b>58,732</b>	<b>0</b>
	Gasoline	Mid Grade Unleaded	4	0	0.00%	0	8,352	0
		Premium Unleaded	7	0	0.00%	0	13,313	0
		Regular Unleaded	12	0	0.00%	0	57,001	0
		Regular Unleaded - E10	4	0	0.00%	0	37,527	0
		<b>Subtotal:</b>	<b>27</b>	<b>0</b>	<b>0.00%</b>	<b>0</b>	<b>116,193</b>	<b>0</b>
	<b>County Total:</b>		<b>36</b>	<b>0</b>	<b>0.00%</b>	<b>0</b>	<b>180,358</b>	<b>0</b>



### County Inspection Analysis

Sample Date ranges from 7/1/2022 TO 6/30/2023

County	Product	Grade	Total Sample	Samples In Violation	%	Total Test Violation	Total Volume (Gallons)	Total In Violation	
HENRY	Aviation Gasoline	100LL	1	0	0.00%	0	6,336	0	
		<b>Subtotal:</b>	<b>1</b>	<b>0</b>	<b>0.00%</b>	<b>0</b>	<b>6,336</b>	<b>0</b>	
	Diesel	No. 2D S15, Biodiesel <6%	12	1	8.33%	1	37,266	1,207	
		<b>Subtotal:</b>	<b>12</b>	<b>1</b>	<b>8.33%</b>	<b>1</b>	<b>37,266</b>	<b>1,207</b>	
	Gasoline	Mid Grade Unleaded	8	2	25.00%	3	21,911	1,814	
		Premium Unleaded	10	0	0.00%	0	24,541	0	
		Regular Unleaded	19	0	0.00%	0	81,684	0	
		Regular Unleaded - E10	1	0	0.00%	0	4,301	0	
		<b>Subtotal:</b>	<b>38</b>	<b>2</b>	<b>5.26%</b>	<b>3</b>	<b>132,437</b>	<b>1,814</b>	
	Kerosene	No. 1 K	1	0	0.00%	0	3,031	0	
		<b>Subtotal:</b>	<b>1</b>	<b>0</b>	<b>0.00%</b>	<b>0</b>	<b>3,031</b>	<b>0</b>	
	<b>County Total:</b>			<b>52</b>	<b>3</b>	<b>5.77%</b>	<b>4</b>	<b>179,070</b>	<b>3,021</b>



**County Inspection Analysis**  
 Sample Date ranges from 7/1/2022 TO 6/30/2023

County	Product	Grade	Total Sample	Samples In Violation	%	Total Test Violation	Total Volume (Gallons)	Total In Violation
<b>HICKMAN</b>	Aviation Gasoline	100LL	1	0	0.00%	0	3,424	0
		<b>Subtotal:</b>	<b>1</b>	<b>0</b>	<b>0.00%</b>	<b>0</b>	<b>3,424</b>	<b>0</b>
	Diesel	No. 2D S15, Biodiesel <6%	5	1	20.00%	1	11,449	1,013
		<b>Subtotal:</b>	<b>5</b>	<b>1</b>	<b>20.00%</b>	<b>1</b>	<b>11,449</b>	<b>1,013</b>
	Gasoline	Premium Unleaded	6	0	0.00%	0	13,178	0
		Regular Unleaded	9	0	0.00%	0	42,980	0
		Regular Unleaded - E10	2	0	0.00%	0	6,086	0
		<b>Subtotal:</b>	<b>17</b>	<b>0</b>	<b>0.00%</b>	<b>0</b>	<b>62,244</b>	<b>0</b>
	Kerosene	No. 1 K	4	0	0.00%	0	2,695	0
		<b>Subtotal:</b>	<b>4</b>	<b>0</b>	<b>0.00%</b>	<b>0</b>	<b>2,695</b>	<b>0</b>
		<b>County Total:</b>	<b>27</b>	<b>1</b>	<b>3.70%</b>	<b>1</b>	<b>79,812</b>	<b>1,013</b>



### County Inspection Analysis

Sample Date ranges from 7/1/2022 TO 6/30/2023

County	Product	Grade	Total Sample	Samples In Violation	%	Total Test Violation	Total Volume (Gallons)	Total In Violation
HOUSTON	Aviation Gasoline	100LL	1	0	0.00%	0	2,974	0
		<b>Subtotal:</b>	<b>1</b>	<b>0</b>	<b>0.00%</b>	<b>0</b>	<b>2,974</b>	<b>0</b>
	Diesel	No. 2D S15, Biodiesel <6%	2	0	0.00%	0	4,587	0
		<b>Subtotal:</b>	<b>2</b>	<b>0</b>	<b>0.00%</b>	<b>0</b>	<b>4,587</b>	<b>0</b>
	Gasoline	Premium Unleaded	2	0	0.00%	0	3,541	0
		Regular Unleaded	4	0	0.00%	0	12,030	0
		<b>Subtotal:</b>	<b>6</b>	<b>0</b>	<b>0.00%</b>	<b>0</b>	<b>15,571</b>	<b>0</b>
	Kerosene	No. 1 K	1	0	0.00%	0	531	0
		<b>Subtotal:</b>	<b>1</b>	<b>0</b>	<b>0.00%</b>	<b>0</b>	<b>531</b>	<b>0</b>
	<b>County Total:</b>		<b>10</b>	<b>0</b>	<b>0.00%</b>	<b>0</b>	<b>23,663</b>	<b>0</b>



### County Inspection Analysis

Sample Date ranges from 7/1/2022 TO 6/30/2023

County	Product	Grade	Total Sample	Samples In Violation	%	Total Test Violation	Total Volume (Gallons)	Total In Violation
HUMPHREYS	Aviation Gasoline	100LL	1	0	0.00%	0	3,000	0
		<b>Subtotal:</b>	<b>1</b>	<b>0</b>	<b>0.00%</b>	<b>0</b>	<b>3,000</b>	<b>0</b>
	Diesel	No. 2D S15, Biodiesel <6%	9	0	0.00%	0	24,434	0
		<b>Subtotal:</b>	<b>9</b>	<b>0</b>	<b>0.00%</b>	<b>0</b>	<b>24,434</b>	<b>0</b>
	Ethanol Flex Fuel	E51-83	2	0	0.00%	0	6,150	0
		<b>Subtotal:</b>	<b>2</b>	<b>0</b>	<b>0.00%</b>	<b>0</b>	<b>6,150</b>	<b>0</b>
	Gasoline	Mid Grade Unleaded	6	0	0.00%	0	24,289	0
		Premium Unleaded	5	0	0.00%	0	12,713	0
		Regular Unleaded	18	0	0.00%	0	93,353	0
		<b>Subtotal:</b>	<b>29</b>	<b>0</b>	<b>0.00%</b>	<b>0</b>	<b>130,355</b>	<b>0</b>
		<b>County Total:</b>	<b>41</b>	<b>0</b>	<b>0.00%</b>	<b>0</b>	<b>163,939</b>	<b>0</b>





### County Inspection Analysis

Sample Date ranges from 7/1/2022 TO 6/30/2023

County	Product	Grade	Total Sample	Samples In Violation	%	Total Test Violation	Total Volume (Gallons)	Total In Violation
<b>JACKSON</b>	Diesel	No. 2D S15, Biodiesel <6%	7	0	0.00%	0	10,829	0
		<b>Subtotal:</b>	<b>7</b>	<b>0</b>	<b>0.00%</b>	<b>0</b>	<b>10,829</b>	<b>0</b>
	Gasoline	Mid Grade Unleaded	1	0	0.00%	0	2,719	0
		Premium Unleaded	1	0	0.00%	0	693	0
		Regular Unleaded	11	1	9.09%	1	25,421	969
		<b>Subtotal:</b>	<b>13</b>	<b>1</b>	<b>7.69%</b>	<b>1</b>	<b>28,833</b>	<b>969</b>
	<b>County Total:</b>		<b>20</b>	<b>1</b>	<b>5.00%</b>	<b>1</b>	<b>39,662</b>	<b>969</b>

**County Inspection Analysis**

Sample Date ranges from 7/1/2022 TO 6/30/2023

County	Product	Grade	Total Sample	Samples In Violation	%	Total Test Violation	Total Volume (Gallons)	Total In Violation	
JEFFERSON	Diesel	No. 2D S15, Biodiesel <6%	11	0	0.00%	0	40,085	0	
		<b>Subtotal:</b>	<b>11</b>	<b>0</b>	<b>0.00%</b>	<b>0</b>	<b>40,085</b>	<b>0</b>	
	Ethanol Flex Fuel	E51-83	1	0	0.00%	0	0	0	
		<b>Subtotal:</b>	<b>1</b>	<b>0</b>	<b>0.00%</b>	<b>0</b>	<b>0</b>	<b>0</b>	
	Gasoline	Mid Grade Unleaded	3	0	0.00%	0	2,740	0	
		Premium Unleaded	13	2	15.38%	2	42,679	6,768	
		Regular Unleaded	14	0	0.00%	0	77,361	0	
		Regular Unleaded - E10	6	0	0.00%	0	31,700	0	
		<b>Subtotal:</b>	<b>36</b>	<b>2</b>	<b>5.56%</b>	<b>2</b>	<b>154,480</b>	<b>6,768</b>	
	Kerosene	No. 1 K	1	0	0.00%	0	610	0	
		<b>Subtotal:</b>	<b>1</b>	<b>0</b>	<b>0.00%</b>	<b>0</b>	<b>610</b>	<b>0</b>	
	<b>County Total:</b>			<b>49</b>	<b>2</b>	<b>4.08%</b>	<b>2</b>	<b>195,175</b>	<b>6,768</b>



**County Inspection Analysis**

Sample Date ranges from 7/1/2022 TO 6/30/2023

County	Product	Grade	Total Sample	Samples In Violation	%	Total Test Violation	Total Volume (Gallons)	Total In Violation
<b>JOHNSON</b>	Diesel	No. 2D S15, Biodiesel <6%	3	1	33.33%	1	3,081	673
		<b>Subtotal:</b>	<b>3</b>	<b>1</b>	<b>33.33%</b>	<b>1</b>	<b>3,081</b>	<b>673</b>
	Gasoline	Mid Grade Unleaded	2	0	0.00%	0	2,333	0
		Premium Unleaded	1	0	0.00%	0	2,033	0
		Regular Unleaded	10	1	10.00%	2	40,880	1,759
		<b>Subtotal:</b>	<b>13</b>	<b>1</b>	<b>7.69%</b>	<b>2</b>	<b>45,246</b>	<b>1,759</b>
	Jet Fuel	JA	1	0	0.00%	0	2,800	0
		<b>Subtotal:</b>	<b>1</b>	<b>0</b>	<b>0.00%</b>	<b>0</b>	<b>2,800</b>	<b>0</b>
	<b>County Total:</b>		<b>17</b>	<b>2</b>	<b>11.76%</b>	<b>3</b>	<b>51,127</b>	<b>2,432</b>



Department of  
**Agriculture**

**County Inspection Analysis**

Sample Date ranges from 7/1/2022 TO 6/30/2023

County	Product	Grade	Total Sample	Samples In Violation	%	Total Test Violation	Total Volume (Gallons)	Total In Violation	
KNOX	Aviation Gasoline	100LL	1	0	0.00%	0	1,700	0	
		<b>Subtotal:</b>	<b>1</b>	<b>0</b>	<b>0.00%</b>	<b>0</b>	<b>1,700</b>	<b>0</b>	
	Denatured Fuel Ethanol	E100	13	0	0.00%	0	4,704,727	0	
		<b>Subtotal:</b>	<b>13</b>	<b>0</b>	<b>0.00%</b>	<b>0</b>	<b>4,704,727</b>	<b>0</b>	
	Diesel	No. 2D S15, Biodiesel <6%	150	5	3.33%	5	12,700,362	16,891	
		No. 2D S500, Biodiesel <6%	1	0	0.00%	0	2,454	0	
		No. 2D S500, Biodiesel 20%	1	0	0.00%	0	6,427	0	
		<b>Subtotal:</b>	<b>152</b>	<b>5</b>	<b>3.29%</b>	<b>5</b>	<b>12,709,243</b>	<b>16,891</b>	
	Gasoline	Mid Grade Unleaded	41	0	0.00%	0	31,537	0	
		Premium Unleaded	56	3	5.36%	11	6,064,095	4,786	
		Regular Unleaded	170	5	2.94%	12	20,660,627	14,569	
		Regular Unleaded - E10	9	0	0.00%	0	58,866	0	
		Regular Unleaded - E15	1	0	0.00%	0	17,331	0	
		<b>Subtotal:</b>	<b>277</b>	<b>8</b>	<b>2.89%</b>	<b>23</b>	<b>26,832,456</b>	<b>19,355</b>	
	Gasoline Blend Stock	Premium Blend Stock	13	0	0.00%	0	6,287,846	0	
		Regular Blend Stock	13	0	0.00%	0	19,656,485	0	
		<b>Subtotal:</b>	<b>26</b>	<b>0</b>	<b>0.00%</b>	<b>0</b>	<b>25,944,331</b>	<b>0</b>	
	Jet Fuel	JA	2	0	0.00%	0	577,000	0	
		<b>Subtotal:</b>	<b>2</b>	<b>0</b>	<b>0.00%</b>	<b>0</b>	<b>577,000</b>	<b>0</b>	
	Kerosene	No. 1 K	1	0	0.00%	0	328,566	0	
		<b>Subtotal:</b>	<b>1</b>	<b>0</b>	<b>0.00%</b>	<b>0</b>	<b>328,566</b>	<b>0</b>	
	<b>County Total:</b>			<b>472</b>	<b>13</b>	<b>2.75%</b>	<b>28</b>	<b>71,098,023</b>	<b>36,246</b>



**County Inspection Analysis**

Sample Date ranges from 7/1/2022 TO 6/30/2023

County	Product	Grade	Total Sample	Samples In Violation	%	Total Test Violation	Total Volume (Gallons)	Total In Violation
LAKE	Gasoline	Mid Grade Unleaded	2	0	0.00%	0	3,996	0
		Premium Unleaded	2	0	0.00%	0	2,241	0
		Regular Unleaded	3	0	0.00%	0	7,446	0
		<b>Subtotal:</b>	<b>7</b>	<b>0</b>	<b>0.00%</b>	<b>0</b>	<b>13,683</b>	<b>0</b>
	<b>County Total:</b>		<b>7</b>	<b>0</b>	<b>0.00%</b>	<b>0</b>	<b>13,683</b>	<b>0</b>



**County Inspection Analysis**

Sample Date ranges from 7/1/2022 TO 6/30/2023

County	Product	Grade	Total Sample	Samples In Violation	%	Total Test Violation	Total Volume (Gallons)	Total In Violation
LAUDERDALE	Aviation Gasoline	100LL	1	0	0.00%	0	2,400	0
		<b>Subtotal:</b>	<b>1</b>	<b>0</b>	<b>0.00%</b>	<b>0</b>	<b>2,400</b>	<b>0</b>
	Diesel	No. 2D S15, Biodiesel <6%	7	0	0.00%	0	27,919	0
		<b>Subtotal:</b>	<b>7</b>	<b>0</b>	<b>0.00%</b>	<b>0</b>	<b>27,919</b>	<b>0</b>
	Gasoline	Mid Grade Unleaded Premium Unleaded Regular Unleaded Regular Unleaded - E10	6	0	0.00%	0	14,787	0
			7	0	0.00%	0	12,074	0
			15	0	0.00%	0	50,191	0
			2	0	0.00%	0	808	0
			<b>Subtotal:</b>	<b>30</b>	<b>0</b>	<b>0.00%</b>	<b>0</b>	<b>77,860</b>
	<b>County Total:</b>		<b>38</b>	<b>0</b>	<b>0.00%</b>	<b>0</b>	<b>108,179</b>	<b>0</b>

**County Inspection Analysis**

Sample Date ranges from 7/1/2022 TO 6/30/2023

County	Product	Grade	Total Sample	Samples In Violation	%	Total Test Violation	Total Volume (Gallons)	Total In Violation	
LAWRENCE	Diesel	No. 2D S15, Biodiesel <6%	16	0	0.00%	0	38,556	0	
		<b>Subtotal:</b>	<b>16</b>	<b>0</b>	<b>0.00%</b>	<b>0</b>	<b>38,556</b>	<b>0</b>	
	Ethanol Flex Fuel	E51-83	1	0	0.00%	0	4,536	0	
		<b>Subtotal:</b>	<b>1</b>	<b>0</b>	<b>0.00%</b>	<b>0</b>	<b>4,536</b>	<b>0</b>	
	Gasoline	Mid Grade Unleaded	15	0	0.00%	0	26,869	0	
		Premium Unleaded	6	2	33.33%	2	14,281	5,386	
		Regular Unleaded	22	2	9.09%	6	89,748	2,018	
		Regular Unleaded - E10	1	0	0.00%	0	1,833	0	
		<b>Subtotal:</b>	<b>44</b>	<b>4</b>	<b>9.09%</b>	<b>8</b>	<b>132,731</b>	<b>7,404</b>	
	Kerosene	No. 1 K	2	0	0.00%	0	379	0	
		<b>Subtotal:</b>	<b>2</b>	<b>0</b>	<b>0.00%</b>	<b>0</b>	<b>379</b>	<b>0</b>	
	<b>County Total:</b>			<b>63</b>	<b>4</b>	<b>6.35%</b>	<b>8</b>	<b>176,202</b>	<b>7,404</b>



**County Inspection Analysis**

Sample Date ranges from 7/1/2022 TO 6/30/2023

County	Product	Grade	Total Sample	Samples In Violation	%	Total Test Violation	Total Volume (Gallons)	Total In Violation
LEWIS	Aviation Gasoline	100LL	1	0	0.00%	0	3,500	0
		<b>Subtotal:</b>	<b>1</b>	<b>0</b>	<b>0.00%</b>	<b>0</b>	<b>3,500</b>	<b>0</b>
	Diesel	No. 2D S15, Biodiesel <6%	5	0	0.00%	0	8,921	0
		<b>Subtotal:</b>	<b>5</b>	<b>0</b>	<b>0.00%</b>	<b>0</b>	<b>8,921</b>	<b>0</b>
	Gasoline	Mid Grade Unleaded	1	0	0.00%	0	733	0
		Premium Unleaded	2	0	0.00%	0	4,892	0
		Regular Unleaded	9	0	0.00%	0	44,503	0
		Regular Unleaded - E10	2	0	0.00%	0	3,205	0
		<b>Subtotal:</b>	<b>14</b>	<b>0</b>	<b>0.00%</b>	<b>0</b>	<b>53,333</b>	<b>0</b>
	Kerosene	No. 1 K	2	0	0.00%	0	1,811	0
		<b>Subtotal:</b>	<b>2</b>	<b>0</b>	<b>0.00%</b>	<b>0</b>	<b>1,811</b>	<b>0</b>
	<b>County Total:</b>		<b>22</b>	<b>0</b>	<b>0.00%</b>	<b>0</b>	<b>67,565</b>	<b>0</b>





### County Inspection Analysis

Sample Date ranges from 7/1/2022 TO 6/30/2023

County	Product	Grade	Total Sample	Samples In Violation	%	Total Test Violation	Total Volume (Gallons)	Total In Violation	
LINCOLN	Aviation Gasoline	100LL	1	0	0.00%	0	4,700	0	
		<b>Subtotal:</b>	<b>1</b>	<b>0</b>	<b>0.00%</b>	<b>0</b>	<b>4,700</b>	<b>0</b>	
	Diesel	No. 2D S15, Biodiesel <6%	7	0	0.00%	0	25,268	0	
		<b>Subtotal:</b>	<b>7</b>	<b>0</b>	<b>0.00%</b>	<b>0</b>	<b>25,268</b>	<b>0</b>	
	Ethanol Flex Fuel	E51-83	1	0	0.00%	0	2,530	0	
		<b>Subtotal:</b>	<b>1</b>	<b>0</b>	<b>0.00%</b>	<b>0</b>	<b>2,530</b>	<b>0</b>	
	Gasoline	Mid Grade Unleaded	6	0	0.00%	0	9,861	0	
			Premium Unleaded	3	0	0.00%	0	3,309	0
			Regular Unleaded	24	1	4.17%	1	102,567	1,628
		<b>Subtotal:</b>	<b>33</b>	<b>1</b>	<b>3.03%</b>	<b>1</b>	<b>115,737</b>	<b>1,628</b>	
	<b>County Total:</b>		<b>42</b>	<b>1</b>	<b>2.38%</b>	<b>1</b>	<b>148,235</b>	<b>1,628</b>	



### County Inspection Analysis

Sample Date ranges from 7/1/2022 TO 6/30/2023

County	Product	Grade	Total Sample	Samples In Violation	%	Total Test Violation	Total Volume (Gallons)	Total In Violation
LOUDON	Diesel	No. 2D S15, Biodiesel <6%	14	0	0.00%	0	61,206	0
		<b>Subtotal:</b>	<b>14</b>	<b>0</b>	<b>0.00%</b>	<b>0</b>	<b>61,206</b>	<b>0</b>
	Gasoline	Mid Grade Unleaded	5	0	0.00%	0	2,094	0
		Premium Unleaded	11	0	0.00%	0	38,181	0
		Regular Unleaded	18	0	0.00%	0	93,532	0
		Regular Unleaded - E10	3	0	0.00%	0	23,189	0
		<b>Subtotal:</b>	<b>37</b>	<b>0</b>	<b>0.00%</b>	<b>0</b>	<b>156,996</b>	<b>0</b>
	<b>County Total:</b>		<b>51</b>	<b>0</b>	<b>0.00%</b>	<b>0</b>	<b>218,202</b>	<b>0</b>



### County Inspection Analysis

Sample Date ranges from 7/1/2022 TO 6/30/2023

County	Product	Grade	Total Sample	Samples In Violation	%	Total Test Violation	Total Volume (Gallons)	Total In Violation
MACON	Aviation Gasoline	100LL	1	0	0.00%	0	5,000	0
		<b>Subtotal:</b>	<b>1</b>	<b>0</b>	<b>0.00%</b>	<b>0</b>	<b>5,000</b>	<b>0</b>
	Diesel	No. 2D S15, Biodiesel <6%	10	0	0.00%	0	19,296	0
		<b>Subtotal:</b>	<b>10</b>	<b>0</b>	<b>0.00%</b>	<b>0</b>	<b>19,296</b>	<b>0</b>
	Gasoline	Mid Grade Unleaded	1	0	0.00%	0	1,608	0
		Premium Unleaded	5	0	0.00%	0	9,871	0
		Regular Unleaded	8	0	0.00%	0	42,330	0
		<b>Subtotal:</b>	<b>14</b>	<b>0</b>	<b>0.00%</b>	<b>0</b>	<b>53,809</b>	<b>0</b>
	Kerosene	No. 1 K	2	0	0.00%	0	1,476	0
		<b>Subtotal:</b>	<b>2</b>	<b>0</b>	<b>0.00%</b>	<b>0</b>	<b>1,476</b>	<b>0</b>
	<b>County Total:</b>		<b>27</b>	<b>0</b>	<b>0.00%</b>	<b>0</b>	<b>79,581</b>	<b>0</b>



### County Inspection Analysis

Sample Date ranges from 7/1/2022 TO 6/30/2023

County	Product	Grade	Total Sample	Samples In Violation	%	Total Test Violation	Total Volume (Gallons)	Total In Violation	
MADISON	Aviation Gasoline	100LL	1	0	0.00%	0	8,200	0	
		<b>Subtotal:</b>	<b>1</b>	<b>0</b>	<b>0.00%</b>	<b>0</b>	<b>8,200</b>	<b>0</b>	
	Diesel	No. 2D S15, Biodiesel <6%	23	1	4.35%	1	159,125	1,756	
		<b>Subtotal:</b>	<b>23</b>	<b>1</b>	<b>4.35%</b>	<b>1</b>	<b>159,125</b>	<b>1,756</b>	
	Ethanol Flex Fuel	E51-83	3	0	0.00%	0	7,217	0	
		<b>Subtotal:</b>	<b>3</b>	<b>0</b>	<b>0.00%</b>	<b>0</b>	<b>7,217</b>	<b>0</b>	
	Gasoline	Mid Grade Unleaded	19	1	5.26%	2	42,167	3,581	
		Premium Unleaded	34	0	0.00%	0	69,757	0	
		Regular Unleaded	35	2	5.71%	4	214,663	15,080	
		Regular Unleaded - E10	5	0	0.00%	0	17,273	0	
		<b>Subtotal:</b>	<b>93</b>	<b>3</b>	<b>3.23%</b>	<b>6</b>	<b>343,860</b>	<b>18,661</b>	
	Kerosene	No. 1 K	1	0	0.00%	0	1,148	0	
		<b>Subtotal:</b>	<b>1</b>	<b>0</b>	<b>0.00%</b>	<b>0</b>	<b>1,148</b>	<b>0</b>	
		<b>County Total:</b>		<b>121</b>	<b>4</b>	<b>3.31%</b>	<b>7</b>	<b>519,550</b>	<b>20,417</b>



### County Inspection Analysis

Sample Date ranges from 7/1/2022 TO 6/30/2023

County	Product	Grade	Total Sample	Samples In Violation	%	Total Test Violation	Total Volume (Gallons)	Total In Violation
MARION	Diesel	No. 2D S15, Biodiesel <6%	17	0	0.00%	0	173,724	0
		<b>Subtotal:</b>	<b>17</b>	<b>0</b>	<b>0.00%</b>	<b>0</b>	<b>173,724</b>	<b>0</b>
	Gasoline	Mid Grade Unleaded	2	0	0.00%	0	10,069	0
		Premium Unleaded	5	0	0.00%	0	16,051	0
		Regular Unleaded	13	0	0.00%	0	58,924	0
		<b>Subtotal:</b>	<b>20</b>	<b>0</b>	<b>0.00%</b>	<b>0</b>	<b>85,044</b>	<b>0</b>
	<b>County Total:</b>		<b>37</b>	<b>0</b>	<b>0.00%</b>	<b>0</b>	<b>258,768</b>	<b>0</b>



### County Inspection Analysis

Sample Date ranges from 7/1/2022 TO 6/30/2023

County	Product	Grade	Total Sample	Samples In Violation	%	Total Test Violation	Total Volume (Gallons)	Total In Violation
MARSHALL	Aviation Gasoline	100LL	1	0	0.00%	0	3,900	0
		<b>Subtotal:</b>	<b>1</b>	<b>0</b>	<b>0.00%</b>	<b>0</b>	<b>3,900</b>	<b>0</b>
	Diesel	No. 2D S15, Biodiesel <6%	14	0	0.00%	0	32,813	0
		<b>Subtotal:</b>	<b>14</b>	<b>0</b>	<b>0.00%</b>	<b>0</b>	<b>32,813</b>	<b>0</b>
	Gasoline	Mid Grade Unleaded	3	0	0.00%	0	8,822	0
		Premium Unleaded	5	0	0.00%	0	13,092	0
		Regular Unleaded	20	0	0.00%	0	95,409	0
		Regular Unleaded - E10	3	0	0.00%	0	25,042	0
		<b>Subtotal:</b>	<b>31</b>	<b>0</b>	<b>0.00%</b>	<b>0</b>	<b>142,365</b>	<b>0</b>
	Kerosene	No. 1 K	2	0	0.00%	0	1,947	0
		<b>Subtotal:</b>	<b>2</b>	<b>0</b>	<b>0.00%</b>	<b>0</b>	<b>1,947</b>	<b>0</b>
		<b>County Total:</b>	<b>48</b>	<b>0</b>	<b>0.00%</b>	<b>0</b>	<b>181,025</b>	<b>0</b>



**County Inspection Analysis**

Sample Date ranges from 7/1/2022 TO 6/30/2023

County	Product	Grade	Total Sample	Samples In Violation	%	Total Test Violation	Total Volume (Gallons)	Total In Violation
MAURY	Aviation Gasoline	100LL	1	0	0.00%	0	5,900	0
		<b>Subtotal:</b>	<b>1</b>	<b>0</b>	<b>0.00%</b>	<b>0</b>	<b>5,900</b>	<b>0</b>
	Diesel	No. 2D S15, Biodiesel <6%	16	0	0.00%	0	34,836	0
		<b>Subtotal:</b>	<b>16</b>	<b>0</b>	<b>0.00%</b>	<b>0</b>	<b>34,836</b>	<b>0</b>
	Ethanol Flex Fuel	E51-83	3	0	0.00%	0	16,667	0
		<b>Subtotal:</b>	<b>3</b>	<b>0</b>	<b>0.00%</b>	<b>0</b>	<b>16,667</b>	<b>0</b>
	Gasoline	Mid Grade Unleaded	7	0	0.00%	0	15,274	0
		Premium Unleaded	11	0	0.00%	0	29,823	0
		Regular Unleaded	43	0	0.00%	0	237,184	0
		Regular Unleaded - E10	8	0	0.00%	0	36,263	0
		Regular Unleaded - E15	1	0	0.00%	0	13,216	0
		<b>Subtotal:</b>	<b>70</b>	<b>0</b>	<b>0.00%</b>	<b>0</b>	<b>331,760</b>	<b>0</b>
	<b>County Total:</b>		<b>90</b>	<b>0</b>	<b>0.00%</b>	<b>0</b>	<b>389,163</b>	<b>0</b>



Department of  
**Agriculture**

**County Inspection Analysis**

Sample Date ranges from 7/1/2022 TO 6/30/2023

County	Product	Grade	Total Sample	Samples In Violation	%	Total Test Violation	Total Volume (Gallons)	Total In Violation
MCMINN	Diesel	No. 2D S15, Biodiesel <6%	13	0	0.00%	0	68,517	0
		<b>Subtotal:</b>	<b>13</b>	<b>0</b>	<b>0.00%</b>	<b>0</b>	<b>68,517</b>	<b>0</b>
	Ethanol Flex Fuel	E51-83	1	0	0.00%	0	2,619	0
		<b>Subtotal:</b>	<b>1</b>	<b>0</b>	<b>0.00%</b>	<b>0</b>	<b>2,619</b>	<b>0</b>
	Gasoline	Mid Grade Unleaded	2	0	0.00%	0	9,006	0
		Premium Unleaded	14	0	0.00%	0	33,008	0
		Regular Unleaded	22	0	0.00%	0	121,151	0
		Regular Unleaded - E10	3	0	0.00%	0	22,264	0
		<b>Subtotal:</b>	<b>41</b>	<b>0</b>	<b>0.00%</b>	<b>0</b>	<b>185,429</b>	<b>0</b>
	Jet Fuel	JA	1	0	0.00%	0	5,400	0
		<b>Subtotal:</b>	<b>1</b>	<b>0</b>	<b>0.00%</b>	<b>0</b>	<b>5,400</b>	<b>0</b>
	Kerosene	No. 1 K	1	0	0.00%	0	400	0
		<b>Subtotal:</b>	<b>1</b>	<b>0</b>	<b>0.00%</b>	<b>0</b>	<b>400</b>	<b>0</b>
	<b>County Total:</b>			<b>57</b>	<b>0</b>	<b>0.00%</b>	<b>0</b>	<b>262,365</b>





### County Inspection Analysis

Sample Date ranges from 7/1/2022 TO 6/30/2023

County	Product	Grade	Total Sample	Samples In Violation	%	Total Test Violation	Total Volume (Gallons)	Total In Violation
MCNAIRY	Aviation Gasoline	100LL	1	0	0.00%	0	3,922	0
		<b>Subtotal:</b>	<b>1</b>	<b>0</b>	<b>0.00%</b>	<b>0</b>	<b>3,922</b>	<b>0</b>
	Diesel	No. 2D S15, Biodiesel <6%	5	2	40.00%	2	32,883	4,296
		<b>Subtotal:</b>	<b>5</b>	<b>2</b>	<b>40.00%</b>	<b>2</b>	<b>32,883</b>	<b>4,296</b>
	Gasoline	Mid Grade Unleaded	2	0	0.00%	0	6,075	0
		Premium Unleaded	5	0	0.00%	0	24,227	0
		Regular Unleaded	17	1	5.88%	1	61,337	1,011
		Regular Unleaded - E10	1	0	0.00%	0	5,933	0
		<b>Subtotal:</b>	<b>25</b>	<b>1</b>	<b>4.00%</b>	<b>1</b>	<b>97,572</b>	<b>1,011</b>
	<b>County Total:</b>		<b>31</b>	<b>3</b>	<b>9.68%</b>	<b>3</b>	<b>134,377</b>	<b>5,307</b>



### County Inspection Analysis

Sample Date ranges from 7/1/2022 TO 6/30/2023

County	Product	Grade	Total Sample	Samples In Violation	%	Total Test Violation	Total Volume (Gallons)	Total In Violation
MEIGS	Diesel	No. 2D S15, Biodiesel <6%	3	0	0.00%	0	10,160	0
		<b>Subtotal:</b>	<b>3</b>	<b>0</b>	<b>0.00%</b>	<b>0</b>	<b>10,160</b>	<b>0</b>
	Gasoline	Mid Grade Unleaded	1	0	0.00%	0	1,650	0
		Premium Unleaded	3	0	0.00%	0	4,299	0
		Regular Unleaded	6	0	0.00%	0	17,508	0
		<b>Subtotal:</b>	<b>10</b>	<b>0</b>	<b>0.00%</b>	<b>0</b>	<b>23,457</b>	<b>0</b>
	<b>County Total:</b>		<b>13</b>	<b>0</b>	<b>0.00%</b>	<b>0</b>	<b>33,617</b>	<b>0</b>



### County Inspection Analysis

Sample Date ranges from 7/1/2022 TO 6/30/2023

County	Product	Grade	Total Sample	Samples In Violation	%	Total Test Violation	Total Volume (Gallons)	Total In Violation
MONROE	Aviation Gasoline	100LL	1	0	0.00%	0	8,784	0
		<b>Subtotal:</b>	<b>1</b>	<b>0</b>	<b>0.00%</b>	<b>0</b>	<b>8,784</b>	<b>0</b>
	Diesel	No. 2D S15, Biodiesel <6%	11	0	0.00%	0	40,994	0
		<b>Subtotal:</b>	<b>11</b>	<b>0</b>	<b>0.00%</b>	<b>0</b>	<b>40,994</b>	<b>0</b>
	Gasoline	Mid Grade Unleaded	5	1	20.00%	1	12,266	709
		Premium Unleaded	14	0	0.00%	0	37,230	0
		Regular Unleaded	14	0	0.00%	0	68,662	0
		Regular Unleaded - E10	7	0	0.00%	0	29,378	0
		<b>Subtotal:</b>	<b>40</b>	<b>1</b>	<b>2.50%</b>	<b>1</b>	<b>147,536</b>	<b>709</b>
	Kerosene	No. 1 K	2	0	0.00%	0	1,818	0
		<b>Subtotal:</b>	<b>2</b>	<b>0</b>	<b>0.00%</b>	<b>0</b>	<b>1,818</b>	<b>0</b>
	<b>County Total:</b>		<b>54</b>	<b>1</b>	<b>1.85%</b>	<b>1</b>	<b>199,132</b>	<b>709</b>



### County Inspection Analysis

Sample Date ranges from 7/1/2022 TO 6/30/2023

County	Product	Grade	Total Sample	Samples In Violation	%	Total Test Violation	Total Volume (Gallons)	Total In Violation
<b>MONTGOMERY</b>	Diesel	No. 2D S15, Biodiesel <6%	33	3	9.09%	3	106,628	10,197
		No. 2D S15, Biodiesel 6-20%	1	0	0.00%	0	1,855	0
		No. 2D S500, Biodiesel <6%	1	0	0.00%	0	5,801	0
		<b>Subtotal:</b>	<b>35</b>	<b>3</b>	<b>8.57%</b>	<b>3</b>	<b>114,284</b>	<b>10,197</b>
	Ethanol Flex Fuel	E51-83	5	0	0.00%	0	14,927	0
		<b>Subtotal:</b>	<b>5</b>	<b>0</b>	<b>0.00%</b>	<b>0</b>	<b>14,927</b>	<b>0</b>
	Gasoline	Mid Grade Unleaded	3	0	0.00%	0	6,568	0
		Premium Unleaded	36	0	0.00%	0	114,299	0
		Regular Unleaded	52	1	1.92%	2	384,998	340
		Regular Unleaded - E10	9	0	0.00%	0	15,427	0
		<b>Subtotal:</b>	<b>100</b>	<b>1</b>	<b>1.00%</b>	<b>2</b>	<b>521,292</b>	<b>340</b>
	Gasoline Blend Stock	Regular Blend Stock	1	0	0.00%	0	1,123	0
		<b>Subtotal:</b>	<b>1</b>	<b>0</b>	<b>0.00%</b>	<b>0</b>	<b>1,123</b>	<b>0</b>
	Kerosene	No. 1 K	8	0	0.00%	0	7,305	0
		<b>Subtotal:</b>	<b>8</b>	<b>0</b>	<b>0.00%</b>	<b>0</b>	<b>7,305</b>	<b>0</b>
		<b>County Total:</b>	<b>149</b>	<b>4</b>	<b>2.68%</b>	<b>5</b>	<b>658,931</b>	<b>10,537</b>



**County Inspection Analysis**

Sample Date ranges from 7/1/2022 TO 6/30/2023

County	Product	Grade	Total Sample	Samples In Violation	%	Total Test Violation	Total Volume (Gallons)	Total In Violation
MOORE	Diesel	No. 2D S15, Biodiesel <6%	1	0	0.00%	0	2,664	0
		<b>Subtotal:</b>	<b>1</b>	<b>0</b>	<b>0.00%</b>	<b>0</b>	<b>2,664</b>	<b>0</b>
	Gasoline	Mid Grade Unleaded	1	0	0.00%	0	3,452	0
		Regular Unleaded	2	0	0.00%	0	9,834	0
		<b>Subtotal:</b>	<b>3</b>	<b>0</b>	<b>0.00%</b>	<b>0</b>	<b>13,286</b>	<b>0</b>
	<b>County Total:</b>		<b>4</b>	<b>0</b>	<b>0.00%</b>	<b>0</b>	<b>15,950</b>	<b>0</b>



**County Inspection Analysis**

Sample Date ranges from 7/1/2022 TO 6/30/2023

County	Product	Grade	Total Sample	Samples In Violation	%	Total Test Violation	Total Volume (Gallons)	Total In Violation
<b>MORGAN</b>	Diesel	No. 2D S15, Biodiesel <6%	7	0	0.00%	0	11,582	0
		<b>Subtotal:</b>	<b>7</b>	<b>0</b>	<b>0.00%</b>	<b>0</b>	<b>11,582</b>	<b>0</b>
	Gasoline	Mid Grade Unleaded	1	0	0.00%	0	2,562	0
		Premium Unleaded	1	0	0.00%	0	2,349	0
		Regular Unleaded	3	1	33.33%	2	3,837	1,085
		Regular Unleaded - E10	4	0	0.00%	0	17,779	0
		<b>Subtotal:</b>	<b>9</b>	<b>1</b>	<b>11.11%</b>	<b>2</b>	<b>26,527</b>	<b>1,085</b>
	<b>County Total:</b>		<b>16</b>	<b>1</b>	<b>6.25%</b>	<b>2</b>	<b>38,109</b>	<b>1,085</b>



### County Inspection Analysis

Sample Date ranges from 7/1/2022 TO 6/30/2023

County	Product	Grade	Total Sample	Samples In Violation	%	Total Test Violation	Total Volume (Gallons)	Total In Violation
OBION	Aviation Gasoline	100LL	1	0	0.00%	0	6,474	0
		<b>Subtotal:</b>	<b>1</b>	<b>0</b>	<b>0.00%</b>	<b>0</b>	<b>6,474</b>	<b>0</b>
	Denatured Fuel Ethanol	E100	4	0	0.00%	0	2,625,282	0
		<b>Subtotal:</b>	<b>4</b>	<b>0</b>	<b>0.00%</b>	<b>0</b>	<b>2,625,282</b>	<b>0</b>
	Diesel	No. 2D S15, Biodiesel <6%	7	0	0.00%	0	33,961	0
		<b>Subtotal:</b>	<b>7</b>	<b>0</b>	<b>0.00%</b>	<b>0</b>	<b>33,961</b>	<b>0</b>
	Ethanol Flex Fuel	E51-83	1	0	0.00%	0	4,007	0
		<b>Subtotal:</b>	<b>1</b>	<b>0</b>	<b>0.00%</b>	<b>0</b>	<b>4,007</b>	<b>0</b>
	Gasoline	Mid Grade Unleaded	7	0	0.00%	0	19,233	0
		Premium Unleaded	9	0	0.00%	0	12,975	0
		Regular Unleaded	15	0	0.00%	0	72,850	0
		<b>Subtotal:</b>	<b>31</b>	<b>0</b>	<b>0.00%</b>	<b>0</b>	<b>105,058</b>	<b>0</b>
	Kerosene	No. 1 K	3	0	0.00%	0	942	0
		<b>Subtotal:</b>	<b>3</b>	<b>0</b>	<b>0.00%</b>	<b>0</b>	<b>942</b>	<b>0</b>
	<b>County Total:</b>		<b>47</b>	<b>0</b>	<b>0.00%</b>	<b>0</b>	<b>2,775,724</b>	<b>0</b>



### County Inspection Analysis

Sample Date ranges from 7/1/2022 TO 6/30/2023

County	Product	Grade	Total Sample	Samples In Violation	%	Total Test Violation	Total Volume (Gallons)	Total In Violation	
OVERTON	Aviation Gasoline	100LL	1	0	0.00%	0	1,697	0	
		<b>Subtotal:</b>	<b>1</b>	<b>0</b>	<b>0.00%</b>	<b>0</b>	<b>1,697</b>	<b>0</b>	
	Diesel	No. 2D S15, Biodiesel <6%	14	0	0.00%	0	19,791	0	
		<b>Subtotal:</b>	<b>14</b>	<b>0</b>	<b>0.00%</b>	<b>0</b>	<b>19,791</b>	<b>0</b>	
	Gasoline	Mid Grade Unleaded	2	0	0.00%	0	6,483	0	
		Premium Unleaded	4	1	25.00%	4	14,696	3,134	
		Regular Unleaded	16	0	0.00%	0	33,115	0	
		Regular Unleaded - E10	2	0	0.00%	0	2,110	0	
		<b>Subtotal:</b>	<b>24</b>	<b>1</b>	<b>4.17%</b>	<b>4</b>	<b>56,404</b>	<b>3,134</b>	
	Kerosene	No. 1 K	2	0	0.00%	0	1,695	0	
		<b>Subtotal:</b>	<b>2</b>	<b>0</b>	<b>0.00%</b>	<b>0</b>	<b>1,695</b>	<b>0</b>	
	<b>County Total:</b>			<b>41</b>	<b>1</b>	<b>2.44%</b>	<b>4</b>	<b>79,587</b>	<b>3,134</b>





**County Inspection Analysis**

Sample Date ranges from 7/1/2022 TO 6/30/2023

County	Product	Grade	Total Sample	Samples In Violation	%	Total Test Violation	Total Volume (Gallons)	Total In Violation
PERRY	Diesel	No. 2D S15, Biodiesel <6%	5	0	0.00%	0	8,298	0
		<b>Subtotal:</b>	<b>5</b>	<b>0</b>	<b>0.00%</b>	<b>0</b>	<b>8,298</b>	<b>0</b>
	Gasoline	Mid Grade Unleaded	2	0	0.00%	0	5,331	0
		Premium Unleaded	4	0	0.00%	0	5,498	0
		Regular Unleaded	7	0	0.00%	0	9,080	0
		Regular Unleaded - E10	1	0	0.00%	0	3,593	0
		<b>Subtotal:</b>	<b>14</b>	<b>0</b>	<b>0.00%</b>	<b>0</b>	<b>23,502</b>	<b>0</b>
	Kerosene	No. 1 K	2	0	0.00%	0	1,197	0
		<b>Subtotal:</b>	<b>2</b>	<b>0</b>	<b>0.00%</b>	<b>0</b>	<b>1,197</b>	<b>0</b>
	<b>County Total:</b>		<b>21</b>	<b>0</b>	<b>0.00%</b>	<b>0</b>	<b>32,997</b>	<b>0</b>



### County Inspection Analysis

Sample Date ranges from 7/1/2022 TO 6/30/2023

County	Product	Grade	Total Sample	Samples In Violation	%	Total Test Violation	Total Volume (Gallons)	Total In Violation
PICKETT	Diesel	No. 2D S15, Biodiesel <6%	6	0	0.00%	0	11,451	0
		<b>Subtotal:</b>	<b>6</b>	<b>0</b>	<b>0.00%</b>	<b>0</b>	<b>11,451</b>	<b>0</b>
	Gasoline	Premium Unleaded	3	0	0.00%	0	8,126	0
		Regular Unleaded	8	0	0.00%	0	25,986	0
		<b>Subtotal:</b>	<b>11</b>	<b>0</b>	<b>0.00%</b>	<b>0</b>	<b>34,112</b>	<b>0</b>
	Kerosene	No. 1 K	1	0	0.00%	0	344	0
		<b>Subtotal:</b>	<b>1</b>	<b>0</b>	<b>0.00%</b>	<b>0</b>	<b>344</b>	<b>0</b>
	<b>County Total:</b>		<b>18</b>	<b>0</b>	<b>0.00%</b>	<b>0</b>	<b>45,907</b>	<b>0</b>



### County Inspection Analysis

Sample Date ranges from 7/1/2022 TO 6/30/2023

County	Product	Grade	Total Sample	Samples In Violation	%	Total Test Violation	Total Volume (Gallons)	Total In Violation
POLK	Aviation Gasoline	100LL	1	0	0.00%	0	6,717	0
		<b>Subtotal:</b>	<b>1</b>	<b>0</b>	<b>0.00%</b>	<b>0</b>	<b>6,717</b>	<b>0</b>
	Diesel	No. 2D S15, Biodiesel <6%	2	0	0.00%	0	3,051	0
		<b>Subtotal:</b>	<b>2</b>	<b>0</b>	<b>0.00%</b>	<b>0</b>	<b>3,051</b>	<b>0</b>
	Gasoline	Mid Grade Unleaded	1	0	0.00%	0	2,146	0
		Premium Unleaded	3	0	0.00%	0	4,320	0
		Regular Unleaded	6	0	0.00%	0	8,429	0
		Regular Unleaded - E10	4	0	0.00%	0	23,725	0
		<b>Subtotal:</b>	<b>14</b>	<b>0</b>	<b>0.00%</b>	<b>0</b>	<b>38,620</b>	<b>0</b>
	<b>County Total:</b>		<b>17</b>	<b>0</b>	<b>0.00%</b>	<b>0</b>	<b>48,388</b>	<b>0</b>



**County Inspection Analysis**

Sample Date ranges from 7/1/2022 TO 6/30/2023

County	Product	Grade	Total Sample	Samples In Violation	%	Total Test Violation	Total Volume (Gallons)	Total In Violation	
PUTNAM	Diesel	No. 2D S15, Biodiesel <6%	27	0	0.00%	0	109,160	0	
		<b>Subtotal:</b>	<b>27</b>	<b>0</b>	<b>0.00%</b>	<b>0</b>	<b>109,160</b>	<b>0</b>	
	Ethanol Flex Fuel	E51-83	1	0	0.00%	0	1,062	0	
		<b>Subtotal:</b>	<b>1</b>	<b>0</b>	<b>0.00%</b>	<b>0</b>	<b>1,062</b>	<b>0</b>	
	Gasoline	Mid Grade Unleaded	Premium Unleaded	11	0	0.00%	0	23,532	0
			Regular Unleaded	33	0	0.00%	0	211,013	0
			Regular Unleaded - E10	6	0	0.00%	0	59,541	0
			<b>Subtotal:</b>	<b>57</b>	<b>0</b>	<b>0.00%</b>	<b>0</b>	<b>337,800</b>	<b>0</b>
		Kerosene	No. 1 K	5	0	0.00%	0	3,760	0
	<b>Subtotal:</b>		<b>5</b>	<b>0</b>	<b>0.00%</b>	<b>0</b>	<b>3,760</b>	<b>0</b>	
	<b>County Total:</b>		<b>90</b>	<b>0</b>	<b>0.00%</b>	<b>0</b>	<b>451,782</b>	<b>0</b>	



### County Inspection Analysis

Sample Date ranges from 7/1/2022 TO 6/30/2023

County	Product	Grade	Total Sample	Samples In Violation	%	Total Test Violation	Total Volume (Gallons)	Total In Violation	
RHEA	Diesel	No. 2D S15, Biodiesel <6%	6	0	0.00%	0	20,655	0	
		<b>Subtotal:</b>	<b>6</b>	<b>0</b>	<b>0.00%</b>	<b>0</b>	<b>20,655</b>	<b>0</b>	
	Gasoline	Mid Grade Unleaded	2	0	0.00%	0	2,878	0	
		Premium Unleaded	1	0	0.00%	0	2,798	0	
		Regular Unleaded	28	0	0.00%	0	133,371	0	
		Regular Unleaded - E10	1	0	0.00%	0	4,300	0	
		<b>Subtotal:</b>	<b>32</b>	<b>0</b>	<b>0.00%</b>	<b>0</b>	<b>143,347</b>	<b>0</b>	
	Jet Fuel	JA	1	0	0.00%	0	1,830	0	
		<b>Subtotal:</b>	<b>1</b>	<b>0</b>	<b>0.00%</b>	<b>0</b>	<b>1,830</b>	<b>0</b>	
	Kerosene	No. 1 K	2	0	0.00%	0	1,646	0	
		<b>Subtotal:</b>	<b>2</b>	<b>0</b>	<b>0.00%</b>	<b>0</b>	<b>1,646</b>	<b>0</b>	
	<b>County Total:</b>			<b>41</b>	<b>0</b>	<b>0.00%</b>	<b>0</b>	<b>167,478</b>	<b>0</b>



**County Inspection Analysis**

Sample Date ranges from 7/1/2022 TO 6/30/2023

County	Product	Grade	Total Sample	Samples In Violation	%	Total Test Violation	Total Volume (Gallons)	Total In Violation
ROANE	Diesel	No. 2D S15, Biodiesel <6%	12	0	0.00%	0	26,898	0
		<b>Subtotal:</b>	<b>12</b>	<b>0</b>	<b>0.00%</b>	<b>0</b>	<b>26,898</b>	<b>0</b>
	Gasoline	Mid Grade Unleaded	3	0	0.00%	0	4,473	0
		Premium Unleaded	13	0	0.00%	0	37,597	0
		Regular Unleaded	15	0	0.00%	0	55,355	0
		Regular Unleaded - E10	4	0	0.00%	0	17,777	0
		<b>Subtotal:</b>	<b>35</b>	<b>0</b>	<b>0.00%</b>	<b>0</b>	<b>115,202</b>	<b>0</b>
	Kerosene	No. 1 K	1	0	0.00%	0	633	0
		<b>Subtotal:</b>	<b>1</b>	<b>0</b>	<b>0.00%</b>	<b>0</b>	<b>633</b>	<b>0</b>
	<b>County Total:</b>		<b>48</b>	<b>0</b>	<b>0.00%</b>	<b>0</b>	<b>142,733</b>	<b>0</b>

**County Inspection Analysis**

Sample Date ranges from 7/1/2022 TO 6/30/2023

County	Product	Grade	Total Sample	Samples In Violation	%	Total Test Violation	Total Volume (Gallons)	Total In Violation	
<b>ROBERTSON</b>	Aviation Gasoline	100LL	1	0	0.00%	0	8,729	0	
		<b>Subtotal:</b>	<b>1</b>	<b>0</b>	<b>0.00%</b>	<b>0</b>	<b>8,729</b>	<b>0</b>	
	Diesel	No. 2D S15, Biodiesel <6%	11	1	9.09%	1	40,101	6,449	
		<b>Subtotal:</b>	<b>11</b>	<b>1</b>	<b>9.09%</b>	<b>1</b>	<b>40,101</b>	<b>6,449</b>	
	Ethanol Flex Fuel	E51-83	2	0	0.00%	0	3,238	0	
		<b>Subtotal:</b>	<b>2</b>	<b>0</b>	<b>0.00%</b>	<b>0</b>	<b>3,238</b>	<b>0</b>	
	Gasoline	Mid Grade Unleaded	2	1	50.00%	2	7,222	2,101	
		Premium Unleaded	8	0	0.00%	0	25,427	0	
		Regular Unleaded	28	0	0.00%	0	223,057	0	
		Regular Unleaded - E10	11	0	0.00%	0	64,915	0	
		<b>Subtotal:</b>	<b>49</b>	<b>1</b>	<b>2.04%</b>	<b>2</b>	<b>320,621</b>	<b>2,101</b>	
	Kerosene	No. 1 K	11	0	0.00%	0	4,756	0	
		<b>Subtotal:</b>	<b>11</b>	<b>0</b>	<b>0.00%</b>	<b>0</b>	<b>4,756</b>	<b>0</b>	
	<b>County Total:</b>			<b>74</b>	<b>2</b>	<b>2.70%</b>	<b>3</b>	<b>377,445</b>	<b>8,550</b>



Department of  
**Agriculture**

**County Inspection Analysis**

Sample Date ranges from 7/1/2022 TO 6/30/2023

County	Product	Grade	Total Sample	Samples In Violation	%	Total Test Violation	Total Volume (Gallons)	Total In Violation
<b>RUTHERFORD</b>	Aviation Gasoline	100LL	2	0	0.00%	0	10,662	0
		<b>Subtotal:</b>	<b>2</b>	<b>0</b>	<b>0.00%</b>	<b>0</b>	<b>10,662</b>	<b>0</b>
	Diesel	No. 2D S15, Biodiesel <6%	67	0	0.00%	0	455,069	0
		No. 2D S15, Biodiesel 6-20%	2	0	0.00%	0	7,297	0
		<b>Subtotal:</b>	<b>69</b>	<b>0</b>	<b>0.00%</b>	<b>0</b>	<b>462,366</b>	<b>0</b>
	Ethanol Flex Fuel	E51-83	13	0	0.00%	0	46,038	0
		<b>Subtotal:</b>	<b>13</b>	<b>0</b>	<b>0.00%</b>	<b>0</b>	<b>46,038</b>	<b>0</b>
	Gasoline	Mid Grade Unleaded	19	1	5.26%	2	95,842	928
		Premium Unleaded	36	1	2.78%	2	134,838	1,093
		Regular Unleaded	97	1	1.03%	1	770,370	1,917
		Regular Unleaded - E10	16	0	0.00%	0	129,128	0
		Regular Unleaded - E15	5	0	0.00%	0	26,695	0
		<b>Subtotal:</b>	<b>173</b>	<b>3</b>	<b>1.73%</b>	<b>5</b>	<b>1,156,873</b>	<b>3,938</b>
	Kerosene	No. 1 K	12	1	8.33%	1	13,572	3,154
		<b>Subtotal:</b>	<b>12</b>	<b>1</b>	<b>8.33%</b>	<b>1</b>	<b>13,572</b>	<b>3,154</b>
	<b>County Total:</b>		<b>269</b>	<b>4</b>	<b>1.49%</b>	<b>6</b>	<b>1,689,511</b>	<b>7,092</b>





**County Inspection Analysis**

Sample Date ranges from 7/1/2022 TO 6/30/2023

County	Product	Grade	Total Sample	Samples In Violation	%	Total Test Violation	Total Volume (Gallons)	Total In Violation	
<b>SCOTT</b>	Diesel	No. 2D S15, Biodiesel <6%	9	1	11.11%	2	18,636	3,245	
		<b>Subtotal:</b>	<b>9</b>	<b>1</b>	<b>11.11%</b>	<b>2</b>	<b>18,636</b>	<b>3,245</b>	
	Gasoline	Mid Grade Unleaded	1	0	0.00%	0	3,096	0	
		Premium Unleaded	4	0	0.00%	0	7,692	0	
		Regular Unleaded	11	0	0.00%	0	61,721	0	
		<b>Subtotal:</b>	<b>16</b>	<b>0</b>	<b>0.00%</b>	<b>0</b>	<b>72,509</b>	<b>0</b>	
	Jet Fuel	JA	1	0	0.00%	0	5,684	0	
		<b>Subtotal:</b>	<b>1</b>	<b>0</b>	<b>0.00%</b>	<b>0</b>	<b>5,684</b>	<b>0</b>	
	Kerosene	No. 1 K	1	0	0.00%	0	450	0	
		<b>Subtotal:</b>	<b>1</b>	<b>0</b>	<b>0.00%</b>	<b>0</b>	<b>450</b>	<b>0</b>	
	<b>County Total:</b>			<b>27</b>	<b>1</b>	<b>3.70%</b>	<b>2</b>	<b>97,279</b>	<b>3,245</b>



Department of  
**Agriculture**

**County Inspection Analysis**

Sample Date ranges from 7/1/2022 TO 6/30/2023

County	Product	Grade	Total Sample	Samples In Violation	%	Total Test Violation	Total Volume (Gallons)	Total In Violation
SEQUATCHIE	Diesel	No. 2D S15, Biodiesel <6%	5	0	0.00%	0	16,885	0
		<b>Subtotal:</b>	<b>5</b>	<b>0</b>	<b>0.00%</b>	<b>0</b>	<b>16,885</b>	<b>0</b>
	Gasoline	Mid Grade Unleaded	1	0	0.00%	0	0	0
		Premium Unleaded	3	0	0.00%	0	7,307	0
		Regular Unleaded	2	0	0.00%	0	14,940	0
		<b>Subtotal:</b>	<b>6</b>	<b>0</b>	<b>0.00%</b>	<b>0</b>	<b>22,247</b>	<b>0</b>
	<b>County Total:</b>		<b>11</b>	<b>0</b>	<b>0.00%</b>	<b>0</b>	<b>39,132</b>	<b>0</b>



### County Inspection Analysis

Sample Date ranges from 7/1/2022 TO 6/30/2023

County	Product	Grade	Total Sample	Samples In Violation	%	Total Test Violation	Total Volume (Gallons)	Total In Violation
SEVIER	Diesel	No. 2D S15, Biodiesel <6%	28	4	14.29%	5	70,197	8,336
		<b>Subtotal:</b>	<b>28</b>	<b>4</b>	<b>14.29%</b>	<b>5</b>	<b>70,197</b>	<b>8,336</b>
	Gasoline	Mid Grade Unleaded	2	0	0.00%	0	1,800	0
		Premium Unleaded	23	0	0.00%	0	65,430	0
		Regular Unleaded	39	0	0.00%	0	234,511	0
		Regular Unleaded - E10	11	0	0.00%	0	97,908	0
		<b>Subtotal:</b>	<b>75</b>	<b>0</b>	<b>0.00%</b>	<b>0</b>	<b>399,649</b>	<b>0</b>
	Jet Fuel	JA	1	0	0.00%	0	1,900	0
		<b>Subtotal:</b>	<b>1</b>	<b>0</b>	<b>0.00%</b>	<b>0</b>	<b>1,900</b>	<b>0</b>
	<b>County Total:</b>		<b>104</b>	<b>4</b>	<b>3.85%</b>	<b>5</b>	<b>471,746</b>	<b>8,336</b>



**County Inspection Analysis**  
 Sample Date ranges from 7/1/2022 TO 6/30/2023

County	Product	Grade	Total Sample	Samples In Violation	%	Total Test Violation	Total Volume (Gallons)	Total In Violation
SHELBY	Aviation Gasoline	100LL	6	1	16.67%	1	697,087	800
		<b>Subtotal:</b>	<b>6</b>	<b>1</b>	<b>16.67%</b>	<b>1</b>	<b>697,087</b>	<b>800</b>
	Biodiesel	1 BDBS S500	1	0	0.00%	0	80,760	0
		<b>Subtotal:</b>	<b>1</b>	<b>0</b>	<b>0.00%</b>	<b>0</b>	<b>80,760</b>	<b>0</b>
	Denatured Fuel Ethanol	E100	1	0	0.00%	0	1,005,480	0
		<b>Subtotal:</b>	<b>1</b>	<b>0</b>	<b>0.00%</b>	<b>0</b>	<b>1,005,480</b>	<b>0</b>
	Diesel	No. 2D S15, Biodiesel <6%	108	9	8.33%	9	2,233,346	25,045
		No. 2D S15, Biodiesel 6-20%	3	2	66.67%	2	6,511	5,186
		<b>Subtotal:</b>	<b>111</b>	<b>11</b>	<b>9.91%</b>	<b>11</b>	<b>2,239,857</b>	<b>30,231</b>
	Ethanol Flex Fuel	E51-83	1	0	0.00%	0	3,465	0
		<b>Subtotal:</b>	<b>1</b>	<b>0</b>	<b>0.00%</b>	<b>0</b>	<b>3,465</b>	<b>0</b>
	Gasoline	Mid Grade Unleaded	44	2	4.55%	5	100,960	2,607
		Premium Unleaded	222	6	2.70%	10	636,221	13,054
		Regular Unleaded	241	1	0.41%	2	1,451,659	2,472
		Regular Unleaded - E10	39	0	0.00%	0	260,263	0
		<b>Subtotal:</b>	<b>546</b>	<b>9</b>	<b>1.65%</b>	<b>17</b>	<b>2,449,103</b>	<b>18,133</b>
	Gasoline Blend Stock	Premium Blend Stock	2	0	0.00%	0	446,292	0
		Regular Blend Stock	2	0	0.00%	0	5,402,880	0
		<b>Subtotal:</b>	<b>4</b>	<b>0</b>	<b>0.00%</b>	<b>0</b>	<b>5,849,172</b>	<b>0</b>
	Jet Fuel	JA	1	0	0.00%	0	5,087,862	0
		<b>Subtotal:</b>	<b>1</b>	<b>0</b>	<b>0.00%</b>	<b>0</b>	<b>5,087,862</b>	<b>0</b>
	Kerosene	No. 1 K	5	0	0.00%	0	4,710	0
		<b>Subtotal:</b>	<b>5</b>	<b>0</b>	<b>0.00%</b>	<b>0</b>	<b>4,710</b>	<b>0</b>
	<b>County Total:</b>		<b>676</b>	<b>21</b>	<b>3.11%</b>	<b>29</b>	<b>17,417,496</b>	<b>49,164</b>



### County Inspection Analysis

Sample Date ranges from 7/1/2022 TO 6/30/2023

County	Product	Grade	Total Sample	Samples In Violation	%	Total Test Violation	Total Volume (Gallons)	Total In Violation
SMITH	Diesel	No. 2D S15, Biodiesel <6%	13	2	15.38%	2	52,372	3,456
		<b>Subtotal:</b>	<b>13</b>	<b>2</b>	<b>15.38%</b>	<b>2</b>	<b>52,372</b>	<b>3,456</b>
	Gasoline	Mid Grade Unleaded	3	0	0.00%	0	12,853	0
		Premium Unleaded	4	0	0.00%	0	6,747	0
		Regular Unleaded	8	0	0.00%	0	35,850	0
		<b>Subtotal:</b>	<b>15</b>	<b>0</b>	<b>0.00%</b>	<b>0</b>	<b>55,450</b>	<b>0</b>
	<b>County Total:</b>		<b>28</b>	<b>2</b>	<b>7.14%</b>	<b>2</b>	<b>107,822</b>	<b>3,456</b>

**County Inspection Analysis**

Sample Date ranges from 7/1/2022 TO 6/30/2023

County	Product	Grade	Total Sample	Samples In Violation	%	Total Test Violation	Total Volume (Gallons)	Total In Violation
<b>STEWART</b>	Diesel	No. 2D S15, Biodiesel <6%	8	1	12.50%	1	13,224	1,182
		<b>Subtotal:</b>	<b>8</b>	<b>1</b>	<b>12.50%</b>	<b>1</b>	<b>13,224</b>	<b>1,182</b>
	Gasoline	Mid Grade Unleaded	3	0	0.00%	0	5,964	0
		Premium Unleaded	4	0	0.00%	0	7,571	0
		Regular Unleaded	12	0	0.00%	0	49,965	0
		<b>Subtotal:</b>	<b>19</b>	<b>0</b>	<b>0.00%</b>	<b>0</b>	<b>63,500</b>	<b>0</b>
	Kerosene	No. 1 K	4	0	0.00%	0	1,749	0
		<b>Subtotal:</b>	<b>4</b>	<b>0</b>	<b>0.00%</b>	<b>0</b>	<b>1,749</b>	<b>0</b>
	<b>County Total:</b>		<b>31</b>	<b>1</b>	<b>3.23%</b>	<b>1</b>	<b>78,473</b>	<b>1,182</b>



### County Inspection Analysis

Sample Date ranges from 7/1/2022 TO 6/30/2023

County	Product	Grade	Total Sample	Samples In Violation	%	Total Test Violation	Total Volume (Gallons)	Total In Violation
SULLIVAN	Diesel	No. 2D S15, Biodiesel <6%	28	1	3.57%	1	79,672	432
		<b>Subtotal:</b>	<b>28</b>	<b>1</b>	<b>3.57%</b>	<b>1</b>	<b>79,672</b>	<b>432</b>
	Gasoline	Mid Grade Unleaded	6	0	0.00%	0	10,044	0
		Premium Unleaded	40	3	7.50%	5	113,555	3,255
		Regular Unleaded	52	1	1.92%	1	288,443	9,023
		Regular Unleaded - E10	6	0	0.00%	0	42,722	0
		<b>Subtotal:</b>	<b>104</b>	<b>4</b>	<b>3.85%</b>	<b>6</b>	<b>454,764</b>	<b>12,278</b>
	Jet Fuel	JA	1	0	0.00%	0	30,606	0
		<b>Subtotal:</b>	<b>1</b>	<b>0</b>	<b>0.00%</b>	<b>0</b>	<b>30,606</b>	<b>0</b>
	<b>County Total:</b>		<b>133</b>	<b>5</b>	<b>3.76%</b>	<b>7</b>	<b>565,042</b>	<b>12,710</b>



### County Inspection Analysis

Sample Date ranges from 7/1/2022 TO 6/30/2023

County	Product	Grade	Total Sample	Samples In Violation	%	Total Test Violation	Total Volume (Gallons)	Total In Violation	
SUMNER	Aviation Gasoline	100LL	2	0	0.00%	0	7,968	0	
		<b>Subtotal:</b>	<b>2</b>	<b>0</b>	<b>0.00%</b>	<b>0</b>	<b>7,968</b>	<b>0</b>	
	Diesel	No. 2D S15, Biodiesel <6%	11	1	9.09%	1	42,279	2,479	
		No. 2D S15, Biodiesel 6-20%	1	0	0.00%	0	42,997	0	
		<b>Subtotal:</b>	<b>12</b>	<b>1</b>	<b>8.33%</b>	<b>1</b>	<b>85,276</b>	<b>2,479</b>	
	Ethanol Flex Fuel	E51-83	5	0	0.00%	0	23,309	0	
		<b>Subtotal:</b>	<b>5</b>	<b>0</b>	<b>0.00%</b>	<b>0</b>	<b>23,309</b>	<b>0</b>	
	Gasoline	Mid Grade Unleaded	16	1	6.25%	1	39,780	0	
		Premium Unleaded	17	0	0.00%	0	53,764	0	
		Regular Unleaded	58	2	3.45%	7	395,324	0	
		Regular Unleaded - E10	17	0	0.00%	0	115,487	0	
		<b>Subtotal:</b>	<b>108</b>	<b>3</b>	<b>2.78%</b>	<b>8</b>	<b>604,355</b>	<b>0</b>	
	Kerosene	No. 1 K	7	0	0.00%	0	3,739	0	
		<b>Subtotal:</b>	<b>7</b>	<b>0</b>	<b>0.00%</b>	<b>0</b>	<b>3,739</b>	<b>0</b>	
	<b>County Total:</b>			<b>134</b>	<b>4</b>	<b>2.99%</b>	<b>9</b>	<b>724,647</b>	<b>2,479</b>





### County Inspection Analysis

Sample Date ranges from 7/1/2022 TO 6/30/2023

County	Product	Grade	Total Sample	Samples In Violation	%	Total Test Violation	Total Volume (Gallons)	Total In Violation
TIPTON	Aviation Gasoline	100LL	1	0	0.00%	0	3,000	0
		<b>Subtotal:</b>	<b>1</b>	<b>0</b>	<b>0.00%</b>	<b>0</b>	<b>3,000</b>	<b>0</b>
	Diesel	No. 2D S15, Biodiesel <6%	17	5	29.41%	5	41,754	9,973
		<b>Subtotal:</b>	<b>17</b>	<b>5</b>	<b>29.41%</b>	<b>5</b>	<b>41,754</b>	<b>9,973</b>
	Gasoline	Mid Grade Unleaded	10	0	0.00%	0	29,859	0
		Premium Unleaded	14	1	7.14%	1	21,954	1,046
		Regular Unleaded	20	0	0.00%	0	115,117	0
		<b>Subtotal:</b>	<b>44</b>	<b>1</b>	<b>2.27%</b>	<b>1</b>	<b>166,930</b>	<b>1,046</b>
	<b>County Total:</b>		<b>62</b>	<b>6</b>	<b>9.68%</b>	<b>6</b>	<b>211,684</b>	<b>11,019</b>



**County Inspection Analysis**

Sample Date ranges from 7/1/2022 TO 6/30/2023

County	Product	Grade	Total Sample	Samples In Violation	%	Total Test Violation	Total Volume (Gallons)	Total In Violation
TROUSDALE	Diesel	No. 2D S15, Biodiesel <6%	1	0	0.00%	0	3,559	0
		<b>Subtotal:</b>	<b>1</b>	<b>0</b>	<b>0.00%</b>	<b>0</b>	<b>3,559</b>	<b>0</b>
	Gasoline	Mid Grade Unleaded	1	0	0.00%	0	1,950	0
		Premium Unleaded	1	0	0.00%	0	2,829	0
		Regular Unleaded	1	0	0.00%	0	460	0
		Regular Unleaded - E10	4	0	0.00%	0	17,964	0
		<b>Subtotal:</b>	<b>7</b>	<b>0</b>	<b>0.00%</b>	<b>0</b>	<b>23,203</b>	<b>0</b>
	<b>County Total:</b>		<b>8</b>	<b>0</b>	<b>0.00%</b>	<b>0</b>	<b>26,762</b>	<b>0</b>



### County Inspection Analysis

Sample Date ranges from 7/1/2022 TO 6/30/2023

County	Product	Grade	Total Sample	Samples In Violation	%	Total Test Violation	Total Volume (Gallons)	Total In Violation
UNICOI	Diesel	No. 2D S15, Biodiesel <6%	3	0	0.00%	0	13,822	0
		<b>Subtotal:</b>	<b>3</b>	<b>0</b>	<b>0.00%</b>	<b>0</b>	<b>13,822</b>	<b>0</b>
	Gasoline	Mid Grade Unleaded	1	0	0.00%	0	2,430	0
		Premium Unleaded	2	0	0.00%	0	7,860	0
		Regular Unleaded	5	0	0.00%	0	35,959	0
		<b>Subtotal:</b>	<b>8</b>	<b>0</b>	<b>0.00%</b>	<b>0</b>	<b>46,249</b>	<b>0</b>
	<b>County Total:</b>		<b>11</b>	<b>0</b>	<b>0.00%</b>	<b>0</b>	<b>60,071</b>	<b>0</b>



**County Inspection Analysis**

Sample Date ranges from 7/1/2022 TO 6/30/2023

County	Product	Grade	Total Sample	Samples In Violation	%	Total Test Violation	Total Volume (Gallons)	Total In Violation	
<b>UNION</b>	Diesel	No. 2D S15, Biodiesel <6%	12	0	0.00%	0	17,973	0	
		<b>Subtotal:</b>	<b>12</b>	<b>0</b>	<b>0.00%</b>	<b>0</b>	<b>17,973</b>	<b>0</b>	
	Gasoline	Mid Grade Unleaded	4	0	0.00%	0	1	0	
		Premium Unleaded	7	0	0.00%	0	6,118	0	
		Regular Unleaded	10	0	0.00%	0	26,327	0	
		<b>Subtotal:</b>	<b>21</b>	<b>0</b>	<b>0.00%</b>	<b>0</b>	<b>32,446</b>	<b>0</b>	
	Kerosene	No. 1 K	1	0	0.00%	0	1,442	0	
		<b>Subtotal:</b>	<b>1</b>	<b>0</b>	<b>0.00%</b>	<b>0</b>	<b>1,442</b>	<b>0</b>	
	<b>County Total:</b>			<b>34</b>	<b>0</b>	<b>0.00%</b>	<b>0</b>	<b>51,861</b>	<b>0</b>

**County Inspection Analysis**

Sample Date ranges from 7/1/2022 TO 6/30/2023

County	Product	Grade	Total Sample	Samples In Violation	%	Total Test Violation	Total Volume (Gallons)	Total In Violation
VAN BUREN	Diesel	No. 2D S15, Biodiesel <6%	3	0	0.00%	0	4,955	0
		<b>Subtotal:</b>	<b>3</b>	<b>0</b>	<b>0.00%</b>	<b>0</b>	<b>4,955</b>	<b>0</b>
	Gasoline	Mid Grade Unleaded	1	0	0.00%	0	1,242	0
		Premium Unleaded	1	0	0.00%	0	4,337	0
		Regular Unleaded	2	0	0.00%	0	4,020	0
		<b>Subtotal:</b>	<b>4</b>	<b>0</b>	<b>0.00%</b>	<b>0</b>	<b>9,599</b>	<b>0</b>
	Kerosene	No. 1 K	1	0	0.00%	0	234	0
		<b>Subtotal:</b>	<b>1</b>	<b>0</b>	<b>0.00%</b>	<b>0</b>	<b>234</b>	<b>0</b>
	<b>County Total:</b>		<b>8</b>	<b>0</b>	<b>0.00%</b>	<b>0</b>	<b>14,788</b>	<b>0</b>



**County Inspection Analysis**

Sample Date ranges from 7/1/2022 TO 6/30/2023

County	Product	Grade	Total Sample	Samples In Violation	%	Total Test Violation	Total Volume (Gallons)	Total In Violation
WARREN	Aviation Gasoline	100LL	1	0	0.00%	0	5,133	0
		<b>Subtotal:</b>	<b>1</b>	<b>0</b>	<b>0.00%</b>	<b>0</b>	<b>5,133</b>	<b>0</b>
	Diesel	No. 2D S15, Biodiesel <6%	18	0	0.00%	0	60,273	0
		<b>Subtotal:</b>	<b>18</b>	<b>0</b>	<b>0.00%</b>	<b>0</b>	<b>60,273</b>	<b>0</b>
	Gasoline	Mid Grade Unleaded Premium Unleaded Regular Unleaded Regular Unleaded - E10	4	0	0.00%	0	16,345	0
			7	0	0.00%	0	11,708	0
			17	0	0.00%	0	85,969	0
			5	0	0.00%	0	29,332	0
			<b>Subtotal:</b>	<b>33</b>	<b>0</b>	<b>0.00%</b>	<b>0</b>	<b>143,354</b>
	<b>County Total:</b>		<b>52</b>	<b>0</b>	<b>0.00%</b>	<b>0</b>	<b>208,760</b>	<b>0</b>

**County Inspection Analysis**

Sample Date ranges from 7/1/2022 TO 6/30/2023

County	Product	Grade	Total Sample	Samples In Violation	%	Total Test Violation	Total Volume (Gallons)	Total In Violation
WASHINGTON	Diesel	No. 2D S15, Biodiesel <6%	16	3	18.75%	3	51,695	1,676
		<b>Subtotal:</b>	<b>16</b>	<b>3</b>	<b>18.75%</b>	<b>3</b>	<b>51,695</b>	<b>1,676</b>
	Gasoline	Mid Grade Unleaded	3	0	0.00%	0	4,503	0
		Premium Unleaded	26	2	7.69%	3	79,201	5,550
		Regular Unleaded	34	1	2.94%	3	218,141	1,510
		Regular Unleaded - E10	3	0	0.00%	0	22,321	0
		<b>Subtotal:</b>	<b>66</b>	<b>3</b>	<b>4.55%</b>	<b>6</b>	<b>324,166</b>	<b>7,060</b>
	Kerosene	No. 1 K	2	0	0.00%	0	2,015	0
		<b>Subtotal:</b>	<b>2</b>	<b>0</b>	<b>0.00%</b>	<b>0</b>	<b>2,015</b>	<b>0</b>
	<b>County Total:</b>		<b>84</b>	<b>6</b>	<b>7.14%</b>	<b>9</b>	<b>377,876</b>	<b>8,736</b>



Department of  
**Agriculture**

**County Inspection Analysis**

Sample Date ranges from 7/1/2022 TO 6/30/2023

County	Product	Grade	Total Sample	Samples In Violation	%	Total Test Violation	Total Volume (Gallons)	Total In Violation
WAYNE	Diesel	No. 2D S15, Biodiesel <6%	3	0	0.00%	0	10,522	0
		<b>Subtotal:</b>	<b>3</b>	<b>0</b>	<b>0.00%</b>	<b>0</b>	<b>10,522</b>	<b>0</b>
	Gasoline	Mid Grade Unleaded	4	0	0.00%	0	8,593	0
		Premium Unleaded	11	1	9.09%	2	13,371	766
		Regular Unleaded	10	0	0.00%	0	30,525	0
		<b>Subtotal:</b>	<b>25</b>	<b>1</b>	<b>4.00%</b>	<b>2</b>	<b>52,489</b>	<b>766</b>
	Kerosene	No. 1 K	1	0	0.00%	0	320	0
		<b>Subtotal:</b>	<b>1</b>	<b>0</b>	<b>0.00%</b>	<b>0</b>	<b>320</b>	<b>0</b>
	<b>County Total:</b>		<b>29</b>	<b>1</b>	<b>3.45%</b>	<b>2</b>	<b>63,331</b>	<b>766</b>





**County Inspection Analysis**

Sample Date ranges from 7/1/2022 TO 6/30/2023

County	Product	Grade	Total Sample	Samples In Violation	%	Total Test Violation	Total Volume (Gallons)	Total In Violation
WEAKLEY	Diesel	No. 2D S15, Biodiesel <6%	7	0	0.00%	0	17,068	0
		<b>Subtotal:</b>	<b>7</b>	<b>0</b>	<b>0.00%</b>	<b>0</b>	<b>17,068</b>	<b>0</b>
	Ethanol Flex Fuel	E51-83	1	0	0.00%	0	2,704	0
		<b>Subtotal:</b>	<b>1</b>	<b>0</b>	<b>0.00%</b>	<b>0</b>	<b>2,704</b>	<b>0</b>
	Gasoline	Mid Grade Unleaded	3	0	0.00%	0	8,115	0
		Premium Unleaded	9	0	0.00%	0	15,084	0
		Regular Unleaded	10	0	0.00%	0	64,161	0
		Regular Unleaded - E15	1	0	0.00%	0	1,987	0
		<b>Subtotal:</b>	<b>23</b>	<b>0</b>	<b>0.00%</b>	<b>0</b>	<b>89,347</b>	<b>0</b>
	Kerosene	No. 1 K	1	0	0.00%	0	700	0
		<b>Subtotal:</b>	<b>1</b>	<b>0</b>	<b>0.00%</b>	<b>0</b>	<b>700</b>	<b>0</b>
	<b>County Total:</b>		<b>32</b>	<b>0</b>	<b>0.00%</b>	<b>0</b>	<b>109,819</b>	<b>0</b>



### County Inspection Analysis

Sample Date ranges from 7/1/2022 TO 6/30/2023

County	Product	Grade	Total Sample	Samples In Violation	%	Total Test Violation	Total Volume (Gallons)	Total In Violation	
WHITE	Aviation Gasoline	100LL	1	0	0.00%	0	5,505	0	
		<b>Subtotal:</b>	<b>1</b>	<b>0</b>	<b>0.00%</b>	<b>0</b>	<b>5,505</b>	<b>0</b>	
	Diesel	No. 2D S15, Biodiesel <6%	15	1	6.67%	1	40,268	1,119	
		<b>Subtotal:</b>	<b>15</b>	<b>1</b>	<b>6.67%</b>	<b>1</b>	<b>40,268</b>	<b>1,119</b>	
	Gasoline	Mid Grade Unleaded	6	0	0.00%	0	12,209	0	
		Premium Unleaded	4	0	0.00%	0	5,972	0	
		Regular Unleaded	15	1	6.67%	4	49,354	1,091	
		<b>Subtotal:</b>	<b>25</b>	<b>1</b>	<b>4.00%</b>	<b>4</b>	<b>67,535</b>	<b>1,091</b>	
	Kerosene	No. 1 K	2	0	0.00%	0	1,138	0	
		<b>Subtotal:</b>	<b>2</b>	<b>0</b>	<b>0.00%</b>	<b>0</b>	<b>1,138</b>	<b>0</b>	
	<b>County Total:</b>			<b>43</b>	<b>2</b>	<b>4.65%</b>	<b>5</b>	<b>114,446</b>	<b>2,210</b>



### County Inspection Analysis

Sample Date ranges from 7/1/2022 TO 6/30/2023

County	Product	Grade	Total Sample	Samples In Violation	%	Total Test Violation	Total Volume (Gallons)	Total In Violation	
WILLIAMSON	Diesel	No. 2D S15, Biodiesel <6%	21	2	9.52%	2	97,609	9,663	
		No. 2D S15, Biodiesel 6-20%	3	0	0.00%	0	19,748	0	
		<b>Subtotal:</b>	<b>24</b>	<b>2</b>	<b>8.33%</b>	<b>2</b>	<b>117,357</b>	<b>9,663</b>	
	Ethanol Flex Fuel	E51-83	1	0	0.00%	0	5,583	0	
		<b>Subtotal:</b>	<b>1</b>	<b>0</b>	<b>0.00%</b>	<b>0</b>	<b>5,583</b>	<b>0</b>	
	Gasoline	Mid Grade Unleaded	5	0	0.00%	0	63,075	0	
		Premium Unleaded	19	1	5.26%	1	78,105	561	
		Regular Unleaded	32	0	0.00%	0	288,764	0	
		Regular Unleaded - E10	20	0	0.00%	0	140,413	0	
		<b>Subtotal:</b>	<b>76</b>	<b>1</b>	<b>1.32%</b>	<b>1</b>	<b>570,357</b>	<b>561</b>	
	Kerosene	No. 1 K	4	0	0.00%	0	3,259	0	
		<b>Subtotal:</b>	<b>4</b>	<b>0</b>	<b>0.00%</b>	<b>0</b>	<b>3,259</b>	<b>0</b>	
	<b>County Total:</b>			<b>105</b>	<b>3</b>	<b>2.86%</b>	<b>3</b>	<b>696,556</b>	<b>10,224</b>



Department of  
**Agriculture**

**County Inspection Analysis**

Sample Date ranges from 7/1/2022 TO 6/30/2023

County	Product	Grade	Total Sample	Samples In Violation	%	Total Test Violation	Total Volume (Gallons)	Total In Violation	
<b>WILSON</b>	Aviation Gasoline	100LL	1	0	0.00%	0	2,829	0	
		<b>Subtotal:</b>	<b>1</b>	<b>0</b>	<b>0.00%</b>	<b>0</b>	<b>2,829</b>	<b>0</b>	
	Diesel	No. 2D S15, Biodiesel <6%	8	0	0.00%	0	57,330	0	
		<b>Subtotal:</b>	<b>8</b>	<b>0</b>	<b>0.00%</b>	<b>0</b>	<b>57,330</b>	<b>0</b>	
	Ethanol Flex Fuel	E51-83	6	0	0.00%	0	17,107	0	
		<b>Subtotal:</b>	<b>6</b>	<b>0</b>	<b>0.00%</b>	<b>0</b>	<b>17,107</b>	<b>0</b>	
	Gasoline	Mid Grade Unleaded	9	0	0.00%	0	28,316	0	
		Premium Unleaded	9	1	11.11%	2	26,615	254	
		Regular Unleaded	43	0	0.00%	0	342,374	0	
		Regular Unleaded - E10	13	0	0.00%	0	92,263	0	
		<b>Subtotal:</b>	<b>74</b>	<b>1</b>	<b>1.35%</b>	<b>2</b>	<b>489,568</b>	<b>254</b>	
	Kerosene	No. 1 K	5	1	20.00%	1	3,487	0	
		<b>Subtotal:</b>	<b>5</b>	<b>1</b>	<b>20.00%</b>	<b>1</b>	<b>3,487</b>	<b>0</b>	
	<b>County Total:</b>			<b>94</b>	<b>2</b>	<b>2.13%</b>	<b>3</b>	<b>570,321</b>	<b>254</b>



## KEROSENE AND MOTOR FUEL QUALITY ENFORCEMENT SUMMARY

July 1, 2022 to June 30, 2023

### Civil Penalties

Total Penalties Issued:	166
Amount Issued:	\$54,500.00
Total Collections:	\$36,000.00

### Product Stop Sales

Total Stop Sales:	166
Total Gallons Stop Sold:	406,953

### Administrative Hearings

There were no administrative hearings held in FY 2023.

All cases were settled without a formal legal hearing.



## COST OF CONDUCTING THE KEROSENE AND MOTOR FUEL SAMPLING AND INSPECTION PROGRAM

**July 1, 2022 to June 30, 2023**

<b>DESCRIPTION</b>	<b>EXPENDITURES</b>
Total Salaries & Benefits	\$ 1,069,419.05
Travel	\$ 3,330.12
Communication & Shipping	\$ 1,548.25
Third Party Services - Testing	\$ 929,480.00
Printing & Reproduction	\$ 1,340.00
State Provided Vehicles	\$ 93,187.93
Supplies, IT, Maintenance by Others & Other Operational Costs	\$ 117,288.78
Consumer & Industry Services Administration	\$ 229,747.58
Indirect Cost	\$ 361,666.04
<b>Total Costs</b>	<b>\$ 2,807,007.75</b>



Department of  
**Agriculture**



## State of Tennessee Policy of Non-Discrimination

Pursuant to the State of Tennessee's policy of non-discrimination, the Tennessee Department of Agriculture does not discriminate on the basis of sex, religion, color, national or ethnic origin, age, disability or military service in its policies or in the admission or access to or treatment or employment in its programs, services or activities.

Equal Employment Opportunity / Affirmative Action / Americans with Disabilities Act inquiries or complaints should be directed to the  
Tennessee Department of Agriculture,  
EEO / AA / ADA Coordinator,  
P.O. Box 40627,  
Nashville, TN 37204  
(615) 837-5115



Tennessee Department of Agriculture. Authorization No. 325425, September 2023. This electronic only document was promulgated at a cost of \$0.00 per copy.