

**FY 2018**

**ANNUAL REPORT ON THE QUALITY OF  
KEROSENE AND MOTOR FUEL IN  
TENNESSEE**



**IN FULLFILLMENT OF THE REQUIREMENTS OF  
TCA 47-18-1304**

---

**SUBMITTED BY THE  
TENNESSEE DEPARTMENT OF AGRICULTURE  
JAI TEMPLETON, COMMISSIONER**

# FY 17-18 Annual Report on the Quality of Kerosene and Motor Fuel in Tennessee

## Executive Summary

The Kerosene and Motor Fuels Quality Inspection Act, T.C.A. 47-18-1301 et seq., was signed into law in 1989. Under this law, the Commissioner of Agriculture is charged with establishing and administering a fuel quality inspection program to ensure that kerosene and motor fuels conveyed for consumption in Tennessee are labeled and posted in accordance with federal and state law, and meet applicable standards established by ASTM International, formerly the American Society for Testing and Materials. This law was created in response to a 1988 statewide survey of fuel quality in Tennessee conducted by the Department of Agriculture. In this survey, approximately 30 percent of the samples tested failed to meet either the labeled declarations or the minimum ASTM standards.

The program implementation proved to be very successful. Within two years of administering the Act, the overall fuel compliance rate increased to more than 98 percent—a dramatic change from the results of the pre-program survey and the first year of implementation. This is demonstrated in the graph located within this report titled Annual Sample Violation Summary. When viewing this graph, note the spike in violations beginning in FY 2008 through FY 2010. This spike represents the introduction of alternative fuels into the Tennessee market. The majority of the increases in violations can be attributed to fuel dispenser labeling requirements. Tennessee rules require that fuels containing oxygenated compounds, such as ethanol, be labeled as such for consumer information.

Diesel fuel cleanliness remains a topic of interest to industry stakeholders, including those participating in fuel quality standards development. Increasing demands for more efficient fueling systems have resulted in an increased need for a clean fuel supply. It is no longer reasonable to expect that fuel is free from potentially damaging particulate matter simply because it appears clean. Microscopic particles have become a concern for high pressure common rail fuel injection equipment. To evaluate the effectiveness of current filtration regulations, the department is now conducting particle count tests on a percentage of all diesel samples collected. The results of these tests are then reported as a three-number code established by the International Standards Organization (ISO) that describes the number of particles per milliliter which measure greater than a specified size.

The results from this year's testing were very promising. According to standards recommended by the Global Auto Alliance, an ISO rating of 18/16/13 or lower is the preferred cleanliness benchmark for modern engines. The vast majority of the samples tested met or exceeded the recommendation. Diesel particle count values in Tennessee averaged 17/15/11. The results indicate that the Kerosene and Motor Fuels Quality Inspection Act, our ongoing surveillance, and our partnership with industry continue to ensure that Tennesseans have access to fuels that are fit-for-purpose and satisfy the requirements of their equipment.



Jai Templeton, Commissioner  
Tennessee Department of Agriculture



## **ANNUAL REPORT ON THE QUALITY OF KEROSENE AND MOTOR FUEL IN TENNESSEE**

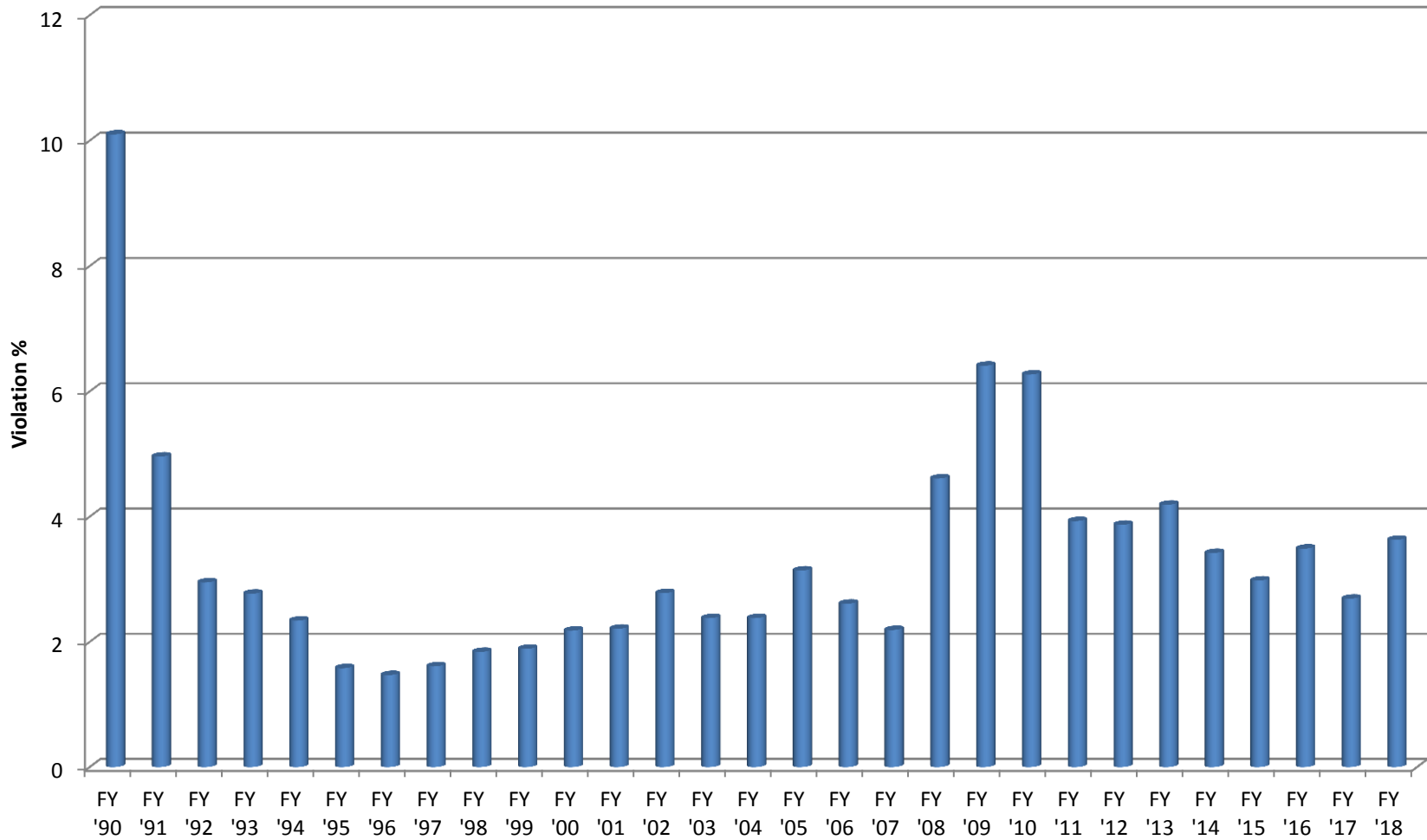
### **TABLE OF CONTENTS**

- I. Effectiveness of Program**
  - a. Violation % Graphs**
  - b. State Wide Violation Graph**
  - c. Gasoline, Diesel, Kerosene Trend Graph**
- II. Consumer Complaints Summary**
- III. Inspection Data**
  - a. State Wide Summary**
  - b. TN Region Summary**
  - c. Business Type Summary**
  - d. Inspection Type Summary**
  - e. County Distribution Data**
- IV. Enforcement Summary**

# TENNESSEE DEPARTMENT OF AGRICULTURE

## Annual Sample Violation Summary

All Regulated Products Tested



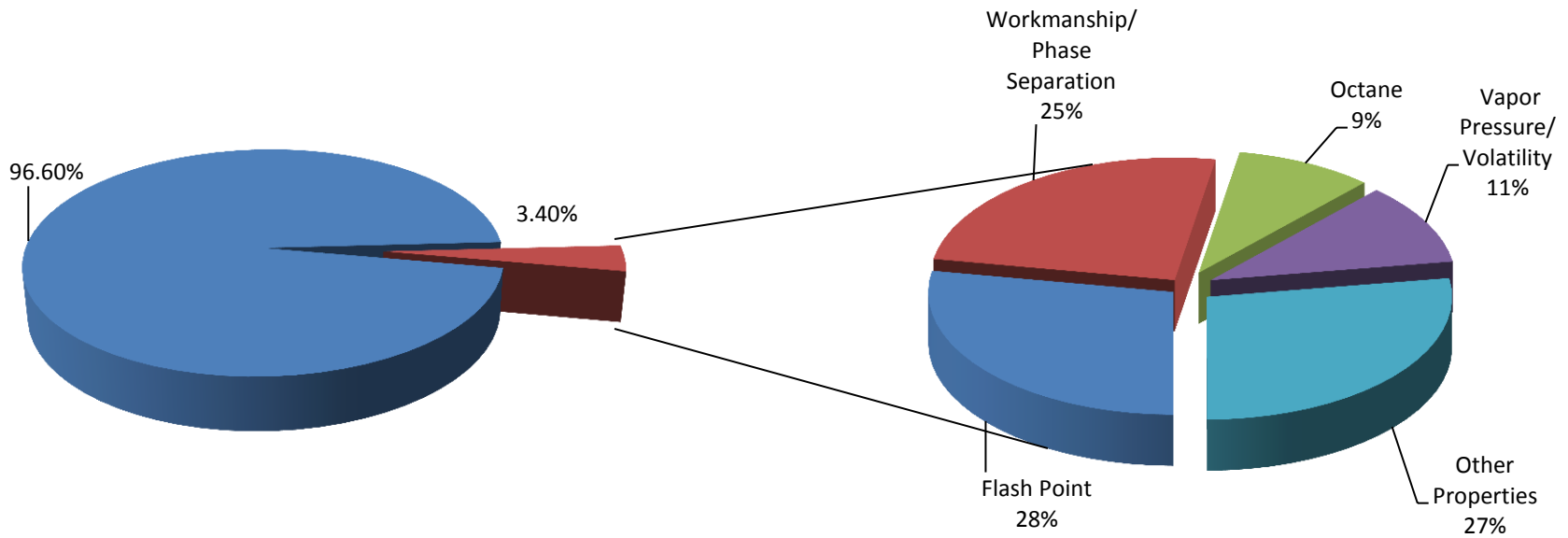
EFFECTIVENESS OF PROGRAM  
Consumer & Industry Services

# TENNESSEE DEPARTMENT OF AGRICULTURE

## State Wide Violation Summary

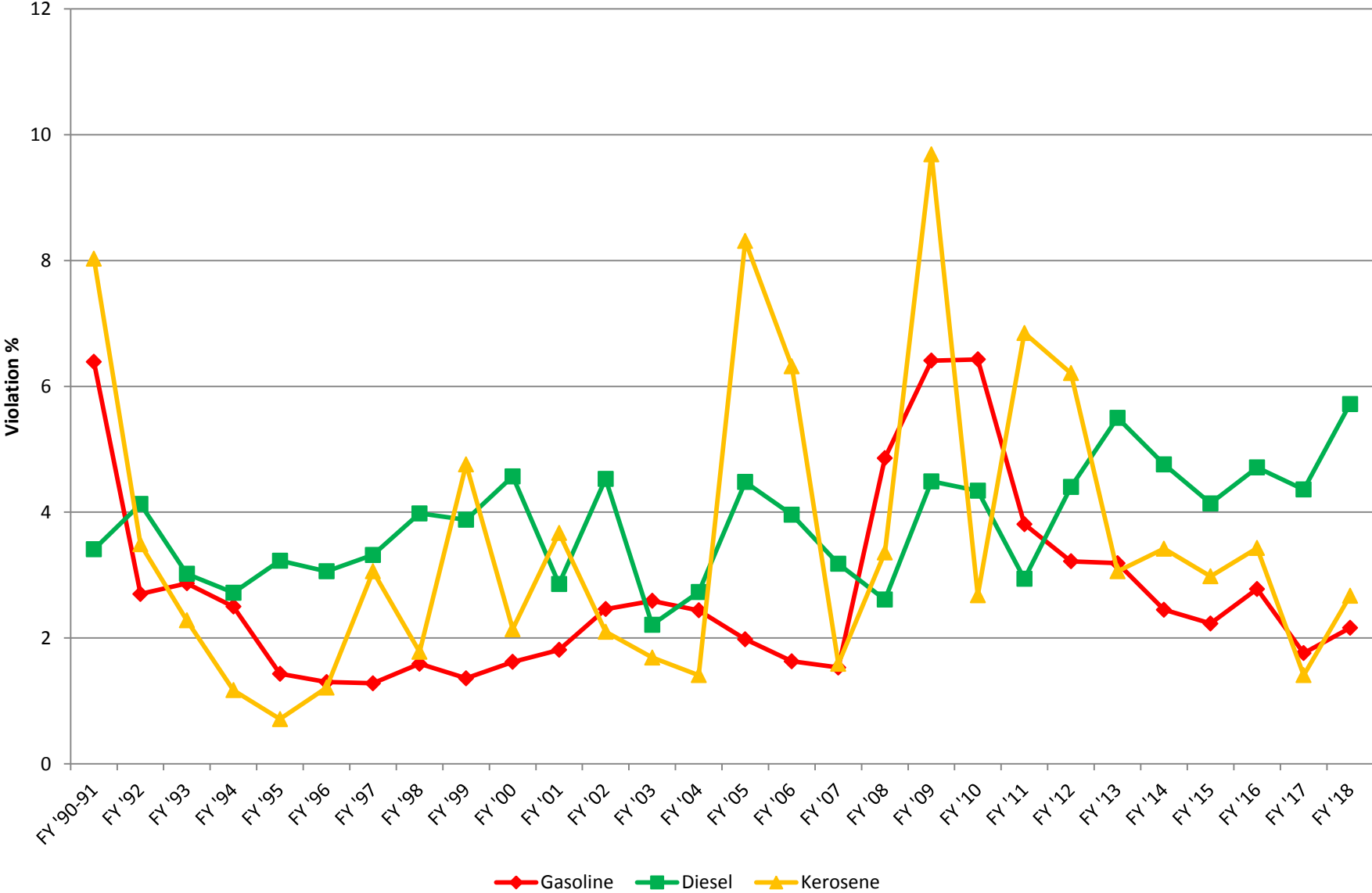
### Violation Breakdown

July 1, 2017 – June 30, 2018



# TENNESSEE DEPARTMENT OF AGRICULTURE

## Gasoline, Diesel, Kerosene Breakout





**MOTOR FUEL QUALITY PROGRAM**  
**SUMMARY OF CONSUMER COMPLAINTS**  
**Received from 7/1/2017 to 6/30/2018**

**TOTAL # OF COMPLAINTS EVALUATED IN TIME FRAME: 112**

**Category Breakdown of Complaints:**

Fuel – Engine Failure – Complete	48
Fuel – Engine Hesitation	33
Fuel – Engine Start	18
Fuel – Engine Stall	6
Fuel – Other	4
Fuel – Engine Economy/Mileage	2
Fuel – Engine Knock	1

**The Department maintains a 24-hour toll free hotline (1-800-OCTANE1) for Consumer Complaints. It is promoted through media publicity and dispenser decals applied by inspectors performing Weights and Measures activities.**

**Statewide Violation Analysis**

Collected from 7/1/2017 to 6/30/2018

Product	Grade	Total Samples	Samples in Violation	% Violation	Test Total	Total Volume (Gallons)	Total In Violation
Aviation Gasoline							
	100LL	68	0	0.00%	0	671,129.00	0.00
	<b>Subtotal:</b>	68	0	0.00%	0	671,129.00	0.00
Biodiesel							
	1 BDBS S15	4	0	0.00%	0	1,602,304.00	0.00
	2 BDBS S15	1	0	0.00%	0	25,827.00	0.00
	<b>Subtotal:</b>	5	0	0.00%	0	1,628,131.00	0.00
Denat. Fuel EtOH							
	E100	40	0	0.00%	0	19,101,868.00	0.00
	<b>Subtotal:</b>	40	0	0.00%	0	19,101,868.00	0.00
Diesel							
	No. 2D S15	1	0	0.00%	0	5,968.00	0.00
	No. 2D S15, Biodiesel <6%	1,982	110	5.55%	111	25,010,727.46	1,061,193.00
	No. 2D S15, Biodiesel 20%	6	1	16.67%	1	22,215.00	7,259.00
	No. 2D S15, Biodiesel 6-20%	33	5	15.15%	6	456,692.50	48,845.50
	No. 2D S500, Biodiesel <6%	20	1	5.00%	1	55,560.30	581.00
	No. 2D S500, Biodiesel 6-20%	2	0	0.00%	0	8,832.00	0.00
	<b>Subtotal:</b>	2,044	117	5.72%	119	25,559,995.26	1,117,878.50
Ethanol Flex Fuel							
	E15	1	0	0.00%	0	1,545.00	0.00
	E51-83	115	34	29.57%	34	329,055.00	110,006.00



**Statewide Violation Analysis**

Collected from 7/1/2017 to 6/30/2018

	<b>Subtotal:</b>	116	34	29.31%	34	330,600.00	110,006.00
Gasoline							
	Mid Grade Unleaded	834	15	1.80%	25	2,318,817.70	24,004.00
	Premium Unleaded	1,143	39	3.41%	61	13,439,891.91	70,987.00
	Regular Unleaded	2,418	41	1.70%	69	39,311,409.76	165,314.00
	<b>Subtotal:</b>	4,395	95	2.16%	155	55,070,119.38	260,305.00
Gasoline Blend Stock							
	Premium Blend Stock	25	0	0.00%	0	6,304,600.00	0.00
	Regular Blend Stock	27	0	0.00%	0	17,532,121.00	0.00
	<b>Subtotal:</b>	52	0	0.00%	0	23,836,721.00	0.00
Jet Fuel							
	JA	6	0	0.00%	0	3,309,611.00	0.00
	<b>Subtotal:</b>	6	0	0.00%	0	3,309,611.00	0.00
Kerosene							
	No. 1 K	187	5	2.67%	6	268,650.00	9,039.00
	<b>Subtotal:</b>	187	5	2.67%	6	268,650.00	9,039.00
	<b>GRAND TOTAL:</b>	<b>6,913</b>	<b>251</b>	<b>3.63%</b>	<b>314</b>	<b>129,776,824.64</b>	<b>1,497,228.50</b>



**Statewide Violation Analysis**

Collected from 7/1/2017 to 6/30/2018

**Test Violation Detail Listing**

88	Flash Point	28.03%
31	Water	9.87%
29	Antiknock Index	9.24%
26	Total Oxygen	8.28%
24	Phase Separation	7.64%
24	Workmanship	7.64%
23	Vapor Pressure	7.32%
16	Lubricity	5.10%
11	Vapor-Liquid Ratio	3.50%
9	Biodiesel Content	2.87%
7	Ethanol	2.23%
5	Motor Octane Number	1.59%
5	Water & Sediment	1.59%
4	Distillation E.P.	1.27%
3	Sulfur	0.96%
3	Saybolt Color	0.96%
3	Distillation 90%	0.96%
1	Cloud Point	0.32%
1	Distillation 50%	0.32%
1	Distillation 10%	0.32%
314	Total	100%



Department of  
**Agriculture**

**Region Violation Analysis**

Collected from 7/1/2017 to 6/30/2018

District	Product	Grade	Total Samples	Samples in Violation	Test Violation Total	Total Volume (Gallons)	Total In Violation	
East								
	Aviation Gasoline							
		100LL	19	0	0.00%	0	88,374.00	0.00
		<b>Subtotal:</b>	19	0	0.00%	0	88,374.00	0.00
	Biodiesel							
		1 BDDBS S15	2	0	0.00%	0	545,038.00	0.00
		<b>Subtotal:</b>	2	0	0.00%	0	545,038.00	0.00
	Denat. Fuel EtOH							
		E100	22	0	0.00%	0	11,601,273.00	0.00
		<b>Subtotal:</b>	22	0	0.00%	0	11,601,273.00	0.00
	Diesel							
		No. 2D S15	1	0	0.00%	0	5,968.00	0.00
		No. 2D S15, Biodiesel <6%	710	27	3.80%	27	13,793,109.00	832,502.00
		No. 2D S15, Biodiesel 20%	1	0	100.00%	1	7,259.00	7,259.00
		No. 2D S15, Biodiesel 6-20%	3	0	0.00%	0	5,458.00	0.00
		No. 2D S500, Biodiesel <6%	6	0	0.00%	0	26,499.00	0.00
		<b>Subtotal:</b>	721	28	3.88%	28	13,838,293.00	839,761.00



Department of  
**Agriculture**

**Region Violation Analysis**

Collected from 7/1/2017 to 6/30/2018

Ethanol Flex Fuel							
E51-83	26	5	19.23%	5	61,520.00	13,644.00	
<b>Subtotal:</b>	26	5	19.23%	5	61,520.00	13,644.00	
Gasoline							
Mid Grade Unleaded	174	3	1.72%	8	505,563.00	5,785.00	
Premium Unleaded	358	15	4.19%	18	9,699,494.00	32,867.00	
Regular Unleaded	954	15	1.57%	19	25,448,290.50	52,519.00	
<b>Subtotal:</b>	1,486	33	2.22%	45	35,653,347.50	91,171.00	
Gasoline Blend Stock							
Premium Blend Stock	15	0	0.00%	0	4,424,242.00	0.00	
Regular Blend Stock	14	0	0.00%	0	10,722,983.00	0.00	
<b>Subtotal:</b>	29	0	0.00%	0	15,147,225.00	0.00	
Jet Fuel							
JA	4	0	0.00%	0	239,504.00	0.00	
<b>Subtotal:</b>	4	0	0.00%	0	239,504.00	0.00	
Kerosene							
No. 1 K	65	1	1.54%	1	167,533.00	286.00	
<b>Subtotal:</b>	65	1	1.54%	1	167,533.00	286.00	
<b>Total:</b>	2,374	67	2.82%	79	77,342,107.50	944,862.00	

Collected from 7/1/2017 to 6/30/2018

Middle

Aviation Gasoline							
100LL	29	0	0.00%	0	133,630.00	0.00	
<b>Subtotal:</b>	29	0	0.00%	0	133,630.00	0.00	
Biodiesel							
2 BDDBS S15	1	0	0.00%	0	25,827.00	0.00	
<b>Subtotal:</b>	1	0	0.00%	0	25,827.00	0.00	
Denat. Fuel EtOH							
E100	12	0	0.00%	0	999,306.00	0.00	
<b>Subtotal:</b>	12	0	0.00%	0	999,306.00	0.00	
Diesel							
No. 2D S15, Biodiesel <6%	858	46	5.36%	46	5,061,958.00	123,574.00	
No. 2D S15, Biodiesel 20%	4	0	0.00%	0	8,135.00	0.00	
No. 2D S15, Biodiesel 6-20%	11	2	18.18%	2	288,909.50	42,706.50	
No. 2D S500, Biodiesel <6%	12	1	8.33%	1	26,347.30	581.00	
No. 2D S500, Biodiesel 6-20%	2	0	0.00%	0	8,832.00	0.00	
<b>Subtotal:</b>	887	49	5.52%	49	5,394,181.80	166,861.50	



Department of  
**Agriculture**

**Region Violation Analysis**

Collected from 7/1/2017 to 6/30/2018

Ethanol Flex Fuel							
E15	1	0	0.00%	0	1,545.00	0.00	
E51-83	87	27	31.03%	27	262,394.00	91,221.00	
<b>Subtotal:</b>	88	27	30.68%	27	263,939.00	91,221.00	
Gasoline							
Mid Grade Unleaded	356	6	1.69%	9	999,532.70	10,191.00	
Premium Unleaded	382	10	2.62%	16	2,191,374.31	22,377.00	
Regular Unleaded	974	16	1.64%	29	8,431,505.30	72,905.00	
<b>Subtotal:</b>	1,712	32	1.87%	54	11,622,412.31	105,473.00	
Gasoline Blend Stock							
Premium Blend Stock	8	0	0.00%	0	1,211,676.00	0.00	
Regular Blend Stock	10	0	0.00%	0	3,678,458.00	0.00	
<b>Subtotal:</b>	18	0	0.00%	0	4,890,134.00	0.00	
Kerosene							
No. 1 K	102	3	2.94%	4	84,304.00	8,035.00	
<b>Subtotal:</b>	102	3	2.94%	4	84,304.00	8,035.00	
<b>Total:</b>	2,849	111	3.90%	134	23,413,734.11	371,590.50	
West							
Aviation Gasoline							
100LL	20	0	0.00%	0	449,125.00	0.00	
<b>Subtotal:</b>	20	0	0.00%	0	449,125.00	0.00	

Collected from 7/1/2017 to 6/30/2018

Biodiesel							
1 BDDBS S15	2	0	0.00%	0	1,057,266.00	0.00	
<b>Subtotal:</b>	2	0	0.00%	0	1,057,266.00	0.00	
Denat. Fuel EtOH							
E100	6	0	0.00%	0	6,501,289.00	0.00	
<b>Subtotal:</b>	6	0	0.00%	0	6,501,289.00	0.00	
Diesel							
No. 2D S15, Biodiesel <6%	414	37	8.94%	38	6,155,660.46	105,117.00	
No. 2D S15, Biodiesel 20%	1	0	0.00%	0	6,821.00	0.00	
No. 2D S15, Biodiesel 6-20%	19	3	15.79%	4	162,325.00	6,139.00	
No. 2D S500, Biodiesel <6%	2	0	0.00%	0	2,714.00	0.00	
<b>Subtotal:</b>	436	40	9.17%	42	6,327,520.46	111,256.00	
Ethanol Flex Fuel							
E51-83	2	1	100.00%	2	5,141.00	5,141.00	
<b>Subtotal:</b>	2	1	100.00%	2	5,141.00	5,141.00	
Gasoline							
Mid Grade Unleaded	304	6	1.97%	8	813,722.00	8,028.00	
Premium Unleaded	403	14	3.47%	27	1,549,023.61	15,743.00	

**Region Violation Analysis**

Collected from 7/1/2017 to 6/30/2018

	Regular Unleaded	490	10	2.04%	21	5,431,613.97	39,890.00
	<b>Subtotal:</b>	1,197	30	2.51%	56	7,794,359.57	63,661.00
Gasoline Blend Stock							
	Premium Blend Stock	2	0	0.00%	0	668,682.00	0.00
	Regular Blend Stock	3	0	0.00%	0	3,130,680.00	0.00
	<b>Subtotal:</b>	5	0	0.00%	0	3,799,362.00	0.00
Jet Fuel							
	JA	2	0	0.00%	0	3,070,107.00	0.00
	<b>Subtotal:</b>	2	0	0.00%	0	3,070,107.00	0.00
Kerosene							
	No. 1 K	20	1	5.00%	1	16,813.00	718.00
	<b>Subtotal:</b>	20	1	5.00%	1	16,813.00	718.00
	<b>Total:</b>	1,690	73	4.32%	101	29,020,983.03	180,776.00
	<b>GRAND TOTAL:</b>	<b>6,913</b>	<b>251</b>	<b>3.63%</b>	<b>314</b>	<b>129,776,824.64</b>	<b>1,497,228.50</b>



### Business Type Violation Analysis

Collected from 7/1/2017 to 6/30/2018

Business Type	Product Grade	Total Samples	Samples in Violation		Test Violation Total	Total Volume (Gallons)	Total In Violation
<b>Airport</b>							
	Aviation Gasoline						
	100LL	67	0	0.00%	0	302,905.00	0.00
	<b>Subtotal:</b>	67	0	0.00%	0	302,905.00	0.00
	Jet Fuel						
	JA	3	0	0.00%	0	109,386.00	0.00
	<b>Subtotal:</b>	3	0	0.00%	0	109,386.00	0.00
	<b>Total:</b>	70	0	0.00%	0	412,291.00	0.00
<b>Distributor</b>							
	Diesel						
	No. 2D S15	1	0	0.00%	0	5,968.00	0.00
	No. 2D S15, Biodiesel <6%	44	0	0.00%	0	265,812.75	0.00
	No. 2D S500, Biodiesel <6%	1	0	0.00%	0	0.00	0.00
	<b>Subtotal:</b>	46	0	0.00%	0	271,780.75	0.00
	Gasoline						
	Mid Grade Unleaded	3	0	0.00%	0	10,262.00	0.00
	Premium Unleaded	4	0	0.00%	0	17,314.00	0.00
	Regular Unleaded	28	0	0.00%	0	108,697.29	0.00
	<b>Subtotal:</b>	35	0	0.00%	0	136,273.29	0.00

### Business Type Violation Analysis

Collected from 7/1/2017 to 6/30/2018

Kerosene							
	No. 1 K	2	0	0.00%	0	12,282.00	0.00
	<b>Subtotal:</b>	2	0	0.00%	0	12,282.00	0.00
<b>Total:</b>		83	0	0.00%	0	420,336.04	0.00
Marina							
Diesel							
	No. 2D S15, Biodiesel <6%	15	1	6.67%	1	26,439.00	561.00
	<b>Subtotal:</b>	15	1	6.67%	1	26,439.00	561.00
Gasoline							
	Mid Grade Unleaded	26	0	0.00%	0	47,429.00	0.00
	Premium Unleaded	28	3	10.71%	5	72,254.10	6,789.00
	Regular Unleaded	57	0	0.00%	0	115,159.00	0.00
	<b>Subtotal:</b>	111	3	2.70%	5	234,842.10	6,789.00
<b>Total:</b>		127	4	3.15%	6	262,273.10	7,350.00
Other							
Biodiesel							
	2 BDBS S15	1	0	0.00%	0	25,827.00	0.00
	<b>Subtotal:</b>	1	0	0.00%	0	25,827.00	0.00
Diesel							
	No. 2D S15, Biodiesel 20%	1	0	0.00%	0	6,821.00	0.00
	<b>Subtotal:</b>	1	0	0.00%	0	6,821.00	0.00



Department of  
**Agriculture**

**Business Type Violation Analysis**

Collected from 7/1/2017 to 6/30/2018

Gasoline							
	Regular Unleaded	1	0	0.00%	0	2,579.00	0.00
	<b>Subtotal:</b>	1	0	0.00%	0	2,579.00	0.00
<b>Total:</b>		3	0	0.00%	0	35,227.00	0.00
Retailer							
Diesel							
	No. 2D S15, Biodiesel <6%	1,871	98	5.24%	99	6,750,877.71	293,102.00
	No. 2D S15, Biodiesel 20%	5	1	20.00%	1	15,394.00	7,259.00
	No. 2D S15, Biodiesel 6-20%	33	5	15.15%	6	456,692.50	48,845.50
	No. 2D S500, Biodiesel <6%	18	1	5.56%	1	55,560.30	581.00
	No. 2D S500, Biodiesel 6-20%	2	0	0.00%	0	8,832.00	0.00
	<b>Subtotal:</b>	1,929	105	5.44%	107	7,287,356.51	349,787.50
Ethanol Flex Fuel							
	E15	1	0	0.00%	0	1,545.00	0.00
	E51-83	114	33	28.95%	33	300,558.00	81,509.00
	<b>Subtotal:</b>	115	33	28.70%	33	302,103.00	81,509.00

**Business Type Violation Analysis**

Collected from 7/1/2017 to 6/30/2018

Gasoline							
	Mid Grade Unleaded	805	15	1.86%	25	2,261,126.70	24,004.00
	Premium Unleaded	1,081	36	3.34%	56	2,703,373.81	64,198.00
	Regular Unleaded	2,298	41	1.78%	69	11,481,926.47	165,314.00
	<b>Subtotal:</b>	4,184	92	2.20%	150	16,446,426.99	253,516.00
Kerosene							
	No. 1 K	184	5	2.72%	6	152,502.00	9,039.00
	<b>Subtotal:</b>	184	5	2.72%	6	152,502.00	9,039.00
	<b>Total:</b>	6,410	235	3.66%	296	24,187,434.50	693,851.50
Terminal							
Aviation Gasoline							
	100LL	1	0	0.00%	0	368,224.00	0.00
	<b>Subtotal:</b>	1	0	0.00%	0	368,224.00	0.00
Biodiesel							
	1 BDBS S15	4	0	0.00%	0	1,602,304.00	0.00
	<b>Subtotal:</b>	4	0	0.00%	0	1,602,304.00	0.00
Denat. Fuel EtOH							
	E100	40	0	0.00%	0	19,101,868.00	0.00
	<b>Subtotal:</b>	40	0	0.00%	0	19,101,868.00	0.00
Diesel							
	No. 2D S15, Biodiesel <6%	52	11	21.15%	11	17,967,598.00	767,530.00

**Business Type Violation Analysis**

Collected from 7/1/2017 to 6/30/2018

No. 2D S500, Biodiesel <6%	1	0	0.00%	0	0.00	0.00
<b>Subtotal:</b>	53	11	20.75%	11	17,967,598.00	767,530.00
Ethanol Flex Fuel						
E51-83	1	0	100.00%	1	28,497.00	28,497.00
<b>Subtotal:</b>	1	0	100.00%	1	28,497.00	28,497.00
Gasoline						
Premium Unleaded	33	0	0.00%	0	10,654,016.00	0.00
Regular Unleaded	34	0	0.00%	0	27,603,048.00	0.00
<b>Subtotal:</b>	67	0	0.00%	0	38,257,064.00	0.00
Gasoline Blend Stock						
Premium Blend Stock	22	0	0.00%	0	6,297,534.00	0.00
Regular Blend Stock	27	0	0.00%	0	17,532,121.00	0.00
<b>Subtotal:</b>	49	0	0.00%	0	23,829,655.00	0.00
Jet Fuel						
JA	3	0	0.00%	0	3,200,225.00	0.00
<b>Subtotal:</b>	3	0	0.00%	0	3,200,225.00	0.00
Kerosene						
No. 1 K	1	0	0.00%	0	103,866.00	0.00
<b>Subtotal:</b>	1	0	0.00%	0	103,866.00	0.00
<b>Total:</b>	219	12	5.43%	12	104,459,301.00	796,027.00
<b>GRAND TOTAL:</b>	<b>6,913</b>	<b>251</b>	<b>3.63%</b>	<b>314</b>	<b>129,776,824.64</b>	<b>1,497,228.50</b>



**Inspection Type Violation Analysis**

Collected from 7/1/2017 to 6/30/2018

Inspection Type	Product	Grade	Total Samples	Samples in Violation		Test Violation Total	Total Volume (Gallons)	Total In Violation
Complaint								
	Diesel							
		No. 2D S15, Biodiesel <6%	23	6	26.09%	6	128,900.00	17,677.00
		No. 2D S15, Biodiesel 6-20%	2	1	50.00%	1	63,412.50	6,412.50
		<b>Subtotal:</b>	25	7	28.00%	7	192,312.50	24,089.50
	Gasoline							
		Mid Grade Unleaded	6	2	33.33%	8	12,110.00	4,226.00
		Premium Unleaded	16	5	31.25%	8	37,677.00	8,314.00
		Regular Unleaded	56	6	10.71%	19	283,496.00	22,849.00
		<b>Subtotal:</b>	78	13	16.67%	35	333,283.00	35,389.00
	<b>Total:</b>		103	20	19.42%	42	525,595.50	59,478.50
Follow-Up								
	Diesel							
		No. 2D S15, Biodiesel <6%	68	17	25.00%	18	204,402.00	50,124.00
		No. 2D S15, Biodiesel 6-20%	1	0	0.00%	0	25,600.00	0.00



**Inspection Type Violation Analysis**

Collected from 7/1/2017 to 6/30/2018

No. 2D S500, Biodiesel <6%	1	0	0.00%	0	600.00	0.00
<b>Subtotal:</b>	70	17	24.29%	18	230,602.00	50,124.00
Ethanol Flex Fuel						
E51-83	14	2	14.29%	2	35,641.00	3,838.00
<b>Subtotal:</b>	14	2	14.29%	2	35,641.00	3,838.00
Gasoline						
Mid Grade Unleaded	6	2	33.33%	4	8,634.00	3,555.00
Premium Unleaded	21	2	9.52%	2	40,201.00	4,086.00
Regular Unleaded	18	1	5.56%	1	56,317.00	1,108.00
<b>Subtotal:</b>	45	5	11.11%	7	105,152.00	8,749.00
Kerosene						
No. 1 K	1	0	0.00%	0	0.00	0.00
<b>Subtotal:</b>	1	0	0.00%	0	0.00	0.00
<b>Total:</b>	130	24	18.46%	27	371,395.00	62,711.00

Office Request

Denat. Fuel EtOH						
E100	8	0	0.00%	0	6,124,760.00	0.00
<b>Subtotal:</b>	8	0	0.00%	0	6,124,760.00	0.00
Diesel						
No. 2D S15, Biodiesel <6%	23	10	43.48%	10	4,315,758.00	398,559.00
<b>Subtotal:</b>	23	10	43.48%	10	4,315,758.00	398,559.00



**Inspection Type Violation Analysis**

Collected from 7/1/2017 to 6/30/2018

Ethanol							
Flex Fuel							
	E51-83	32	16	50.00%	16	74,608.00	39,010.00
	<b>Subtotal:</b>	32	16	50.00%	16	74,608.00	39,010.00
Gasoline							
	Mid						
	Grade	1	1	100.00%	1	1,061.00	1,061.00
	Unleaded						
	Premium						
	Unleaded	62	1	1.61%	1	3,852,262.96	332.00
	Regular						
	Unleaded	15	0	0.00%	0	10,034,724.00	0.00
	<b>Subtotal:</b>	78	2	2.56%	2	13,888,047.96	1,393.00
<b>Total:</b>		141	28	19.86%	28	24,403,173.96	438,962.00
Routine							
Aviation							
Gasoline							
	100LL	68	0	0.00%	0	671,129.00	0.00
	<b>Subtotal:</b>	68	0	0.00%	0	671,129.00	0.00
Biodiesel							
	1 BDDBS						
	S15	4	0	0.00%	0	1,602,304.00	0.00
	2 BDDBS						
	S15	1	0	0.00%	0	25,827.00	0.00
	<b>Subtotal:</b>	5	0	0.00%	0	1,628,131.00	0.00
Denat.							
Fuel							
EtOH							
	E100	32	0	0.00%	0	12,977,108.00	0.00
	<b>Subtotal:</b>	32	0	0.00%	0	12,977,108.00	0.00





**Inspection Type Violation Analysis**

Collected from 7/1/2017 to 6/30/2018

Diesel

No. 2D S15	1	0	0.00%	0	5,968.00	0.00
No. 2D S15, Biodiesel <6%	1,868	77	4.12%	77	20,361,667.46	594,833.00
No. 2D S15, Biodiesel 20%	6	1	16.67%	1	22,215.00	7,259.00
No. 2D S15, Biodiesel 6-20%	30	4	13.33%	5	367,680.00	42,433.00
No. 2D S500, Biodiesel <6%	19	1	5.26%	1	54,960.30	581.00
No. 2D S500, Biodiesel 6-20%	2	0	0.00%	0	8,832.00	0.00
<b>Subtotal:</b>	1,926	83	4.31%	84	20,821,322.76	645,106.00

Ethanol  
Flex Fuel

E15	1	0	0.00%	0	1,545.00	0.00
E51-83	69	16	23.19%	16	218,806.00	67,158.00
<b>Subtotal:</b>	70	16	22.86%	16	220,351.00	67,158.00

Gasoline

Mid Grade Unleaded	821	10	1.22%	12	2,297,012.70	15,162.00
Premium Unleaded	1,044	31	2.97%	50	9,509,750.96	58,255.00
Regular Unleaded	2,329	34	1.46%	49	28,936,872.76	141,357.00



Department of  
**Agriculture**

**Inspection Type Violation Analysis**

Collected from 7/1/2017 to 6/30/2018

<b>Subtotal:</b>	4,194	75	1.79%	111	40,743,636.42	214,774.00
Gasoline						
Blend						
Stock						
Premium Blend Stock	25	0	0.00%	0	6,304,600.00	0.00
Regular Blend Stock	27	0	0.00%	0	17,532,121.00	0.00
<b>Subtotal:</b>	52	0	0.00%	0	23,836,721.00	0.00
Jet Fuel						
JA	6	0	0.00%	0	3,309,611.00	0.00
<b>Subtotal:</b>	6	0	0.00%	0	3,309,611.00	0.00
Kerosene						
No. 1 K	186	5	2.69%	6	268,650.00	9,039.00
<b>Subtotal:</b>	186	5	2.69%	6	268,650.00	9,039.00
<b>Total:</b>	6,539	179	2.74%	217	104,476,660.18	936,077.00
<b>GRAND TOTAL:</b>	<b>6,913</b>	<b>251</b>	<b>3.63%</b>	<b>314</b>	<b>129,776,824.64</b>	<b>1,497,228.50</b>



Department of  
**Agriculture**

**County Violation Analysis**

Collected from 7/1/2017 to 6/30/2018

County	Product	Grade	Total Samples	Samples in Violation	% Violation	Test Total	Total Volume (Gallons)	Total In Violation
Anderson								
	Diesel							
		No. 2D S15, Biodiesel <6%	32	2	6.25%	2	93,125.00	4,664.00
		No. 2D S500, Biodiesel <6%	1	0	0.00%	0	1,155.00	0.00
		<b>Subtotal:</b>	33	2	6.06%	2	94,280.00	4,664.00
	Ethanol Flex Fuel							
		E51-83	1	1	100.00%	1	2,032.00	2,032.00
		<b>Subtotal:</b>	1	1	100.00%	1	2,032.00	2,032.00
	Gasoline							
		Mid Grade Unleaded	12	0	0.00%	0	28,145.00	0.00
		Premium Unleaded	22	2	9.09%	2	48,045.00	3,585.00
		Regular Unleaded	24	0	0.00%	0	134,287.00	0.00
		<b>Subtotal:</b>	58	2	3.45%	2	210,477.00	3,585.00
	Kerosene							
		No. 1 K	3	0	0.00%	0	1,480.00	0.00
		<b>Subtotal:</b>	3	0	0.00%	0	1,480.00	0.00
	<b>Total:</b>		95	5	5.26%	5	308,269.00	10,281.00
Bedford								
	Aviation Gasoline							
		100LL	1	0	0.00%	0	6,500.00	0.00
		<b>Subtotal:</b>	1	0	0.00%	0	6,500.00	0.00

**County Violation Analysis**

Collected from 7/1/2017 to 6/30/2018

Diesel							
	No. 2D S15, Biodiesel <6%	15	0	0.00%	0	52,499.00	0.00
	<b>Subtotal:</b>	15	0	0.00%	0	52,499.00	0.00
Gasoline							
	Mid Grade Unleaded	7	0	0.00%	0	9,439.00	0.00
	Premium Unleaded	9	1	11.11%	2	18,696.00	1,989.00
	Regular Unleaded	23	0	0.00%	0	104,710.00	0.00
	<b>Subtotal:</b>	39	1	2.56%	2	132,845.00	1,989.00
<b>Total:</b>		55	1	1.82%	2	191,844.00	1,989.00
Benton							
Aviation Gasoline							
	100LL	1	0	0.00%	0	6,350.00	0.00
	<b>Subtotal:</b>	1	0	0.00%	0	6,350.00	0.00
Diesel							
	No. 2D S15, Biodiesel <6%	11	1	9.09%	1	83,890.00	3,432.00
	<b>Subtotal:</b>	11	1	9.09%	1	83,890.00	3,432.00
Gasoline							
	Mid Grade Unleaded	6	1	16.67%	2	12,886.00	1,242.00
	Premium Unleaded	2	0	0.00%	0	2,138.00	0.00
	Regular Unleaded	7	0	0.00%	0	17,685.00	0.00
	<b>Subtotal:</b>	15	1	6.67%	2	32,709.00	1,242.00



Department of  
**Agriculture**

**County Violation Analysis**

Collected from 7/1/2017 to 6/30/2018

Kerosene							
	No. 1 K	1	0	0.00%	0	736.00	0.00
	<b>Subtotal:</b>	1	0	0.00%	0	736.00	0.00
<b>Total:</b>		28	2	7.14%	3	123,685.00	4,674.00
Bledsoe							
Diesel							
	No. 2D S15, Biodiesel <6%	5	0	0.00%	0	8,148.00	0.00
	<b>Subtotal:</b>	5	0	0.00%	0	8,148.00	0.00
Gasoline							
	Mid Grade Unleaded	1	0	0.00%	0	3,475.00	0.00
	Regular Unleaded	13	0	0.00%	0	26,520.00	0.00
	<b>Subtotal:</b>	14	0	0.00%	0	29,995.00	0.00
<b>Total:</b>		19	0	0.00%	0	38,143.00	0.00
Blount							
Aviation Gasoline							
	100LL	1	0	0.00%	0	14,289.00	0.00
	<b>Subtotal:</b>	1	0	0.00%	0	14,289.00	0.00
Diesel							
	No. 2D S15, Biodiesel <6%	28	0	0.00%	0	77,790.00	0.00
	<b>Subtotal:</b>	28	0	0.00%	0	77,790.00	0.00
Gasoline							
	Mid Grade Unleaded	7	0	0.00%	0	17,160.00	0.00

**County Violation Analysis**

Collected from 7/1/2017 to 6/30/2018

	Premium Unleaded	15	2	13.33%	2	40,900.00	4,300.00
	Regular Unleaded	44	0	0.00%	0	192,289.00	0.00
	<b>Subtotal:</b>	66	2	3.03%	2	250,349.00	4,300.00
Jet Fuel							
	JA	1	0	0.00%	0	100,000.00	0.00
	<b>Subtotal:</b>	1	0	0.00%	0	100,000.00	0.00
Kerosene							
	No. 1 K	5	0	0.00%	0	9,282.00	0.00
	<b>Subtotal:</b>	5	0	0.00%	0	9,282.00	0.00
<b>Total:</b>		101	2	1.98%	2	451,710.00	4,300.00
Bradley							
Diesel							
	No. 2D S15, Biodiesel <6%	19	2	10.53%	2	45,279.00	2,421.00
	<b>Subtotal:</b>	19	2	10.53%	2	45,279.00	2,421.00
Ethanol Flex Fuel							
	E51-83	1	0	0.00%	0	1,772.00	0.00
	<b>Subtotal:</b>	1	0	0.00%	0	1,772.00	0.00
Gasoline							
	Mid Grade Unleaded	5	1	20.00%	5	22,833.00	2,833.00
	Premium Unleaded	7	0	0.00%	0	18,767.00	0.00
	Regular Unleaded	49	1	2.04%	1	265,001.00	6,799.00
	<b>Subtotal:</b>	61	2	3.28%	6	306,601.00	9,632.00
Kerosene							
	No. 1 K	3	1	33.33%	1	1,719.00	286.00



Department of  
**Agriculture**

**County Violation Analysis**

Collected from 7/1/2017 to 6/30/2018

<b>Subtotal:</b>	3	1	33.33%	1	1,719.00	286.00
<b>Total:</b>	84	5	5.95%	9	355,371.00	12,339.00

Campbell

Aviation Gasoline

100LL	1	0	0.00%	0	2,559.00	0.00
<b>Subtotal:</b>	1	0	0.00%	0	2,559.00	0.00

Diesel

No. 2D S15, Biodiesel <6%	20	2	10.00%	2	50,242.00	3,730.00
<b>Subtotal:</b>	20	2	10.00%	2	50,242.00	3,730.00

Gasoline

Mid Grade Unleaded	10	0	0.00%	0	30,167.00	0.00
Premium Unleaded	17	1	5.88%	2	39,420.00	1,988.00
Regular Unleaded	11	0	0.00%	0	50,682.00	0.00
<b>Subtotal:</b>	38	1	2.63%	2	120,269.00	1,988.00
<b>Total:</b>	59	3	5.08%	4	173,070.00	5,718.00

Cannon

Diesel

No. 2D S15, Biodiesel <6%	2	0	0.00%	0	8,428.00	0.00
<b>Subtotal:</b>	2	0	0.00%	0	8,428.00	0.00

Gasoline

Premium Unleaded	1	0	0.00%	0	910.00	0.00
Regular Unleaded	11	0	0.00%	0	36,450.00	0.00



Department of  
**Agriculture**

**County Violation Analysis**

Collected from 7/1/2017 to 6/30/2018

	<b>Subtotal:</b>	12	0	0.00%	0	37,360.00	0.00
<b>Total:</b>		14	0	0.00%	0	45,788.00	0.00
Carroll							
Aviation Gasoline							
	100LL	1	0	0.00%	0	6,400.00	0.00
	<b>Subtotal:</b>	1	0	0.00%	0	6,400.00	0.00
Diesel							
	No. 2D S15, Biodiesel <6%	9	0	0.00%	0	35,001.00	0.00
	<b>Subtotal:</b>	9	0	0.00%	0	35,001.00	0.00
Gasoline							
	Mid Grade Unleaded	7	0	0.00%	0	12,494.00	0.00
	Premium Unleaded	13	1	7.69%	2	35,211.00	1,424.00
	Regular Unleaded	16	0	0.00%	0	49,143.00	0.00
	<b>Subtotal:</b>	36	1	2.78%	2	96,848.00	1,424.00
Kerosene							
	No. 1 K	1	0	0.00%	0	0.00	0.00
	<b>Subtotal:</b>	1	0	0.00%	0	0.00	0.00
<b>Total:</b>		47	1	2.13%	2	138,249.00	1,424.00

Carter

Aviation Gasoline

	100LL	1	0	0.00%	0	7,694.00	0.00
	<b>Subtotal:</b>	1	0	0.00%	0	7,694.00	0.00





Department of  
**Agriculture**

**County Violation Analysis**

Collected from 7/1/2017 to 6/30/2018

Diesel							
	No. 2D S15, Biodiesel <6%	11	1	9.09%	1	23,734.00	2,358.00
	No. 2D S500, Biodiesel <6%	1	0	0.00%	0	6,830.00	0.00
	<b>Subtotal:</b>	12	1	8.33%	1	30,564.00	2,358.00
Gasoline							
	Premium Unleaded	6	0	0.00%	0	13,331.00	0.00
	Regular Unleaded	22	0	0.00%	0	104,026.50	0.00
	<b>Subtotal:</b>	28	0	0.00%	0	117,357.50	0.00
<b>Total:</b>		41	1	2.44%	1	155,615.50	2,358.00
Cheatham							
Diesel							
	No. 2D S15, Biodiesel <6%	15	0	0.00%	0	37,906.00	0.00
	No. 2D S15, Biodiesel 6-20%	1	0	0.00%	0	28,500.00	0.00
	<b>Subtotal:</b>	16	0	0.00%	0	66,406.00	0.00
Gasoline							
	Mid Grade Unleaded	2	0	0.00%	0	5,744.00	0.00
	Premium Unleaded	5	0	0.00%	0	19,475.00	0.00



Department of  
**Agriculture**

**County Violation Analysis**

Collected from 7/1/2017 to 6/30/2018

	Regular Unleaded	20	0	0.00%	0	100,074.00	0.00
	<b>Subtotal:</b>	27	0	0.00%	0	125,293.00	0.00
	Kerosene						
	No. 1 K	3	0	0.00%	0	3,021.00	0.00
	<b>Subtotal:</b>	3	0	0.00%	0	3,021.00	0.00
	<b>Total:</b>	46	0	0.00%	0	194,720.00	0.00
Chester							
	Diesel						
	No. 2D S15, Biodiesel <6%	6	0	0.00%	0	25,443.00	0.00
	<b>Subtotal:</b>	6	0	0.00%	0	25,443.00	0.00
	Gasoline						
	Premium Unleaded	4	0	0.00%	0	7,615.00	0.00
	Regular Unleaded	9	0	0.00%	0	22,244.00	0.00
	<b>Subtotal:</b>	13	0	0.00%	0	29,859.00	0.00
	<b>Total:</b>	19	0	0.00%	0	55,302.00	0.00
Claiborne							
	Diesel						
	No. 2D S15, Biodiesel <6%	15	1	6.67%	1	24,252.00	408.00
	<b>Subtotal:</b>	15	1	6.67%	1	24,252.00	408.00
	Gasoline						
	Mid Grade Unleaded	5	0	0.00%	0	14,760.00	0.00
	Premium Unleaded	4	1	25.00%	1	8,559.00	3,617.00



Department of  
**Agriculture**

**County Violation Analysis**

Collected from 7/1/2017 to 6/30/2018

	Regular Unleaded	18	0	0.00%	0	65,834.00	0.00
	<b>Subtotal:</b>	27	1	3.70%	1	89,153.00	3,617.00
	Gasoline Blend Stock						
	Premium Blend Stock	1	0	0.00%	0	866.00	0.00
	<b>Subtotal:</b>	1	0	0.00%	0	866.00	0.00
	<b>Total:</b>	43	2	4.65%	2	114,271.00	4,025.00
Clay	Diesel						
	No. 2D S15, Biodiesel <6%	5	0	0.00%	0	5,882.00	0.00
	<b>Subtotal:</b>	5	0	0.00%	0	5,882.00	0.00
	Gasoline						
	Mid Grade Unleaded	1	0	0.00%	0	2,432.00	0.00
	Premium Unleaded	3	0	0.00%	0	3,616.00	0.00
	Regular Unleaded	8	0	0.00%	0	10,321.00	0.00
	<b>Subtotal:</b>	12	0	0.00%	0	16,369.00	0.00
	Kerosene						
	No. 1 K	1	0	0.00%	0	371.00	0.00
	<b>Subtotal:</b>	1	0	0.00%	0	371.00	0.00
	<b>Total:</b>	18	0	0.00%	0	22,622.00	0.00
Cocke	Diesel						
	No. 2D S15, Biodiesel <6%	11	0	0.00%	0	20,600.00	0.00



Department of  
**Agriculture**

**County Violation Analysis**

Collected from 7/1/2017 to 6/30/2018

	No. 2D S15, Biodiesel 20%	1	0	100.00%	1	7,259.00	7,259.00
	<b>Subtotal:</b>	12	1	8.33%	1	27,859.00	7,259.00
Gasoline							
	Premium Unleaded	6	0	0.00%	0	11,425.00	0.00
	Regular Unleaded	28	1	3.57%	2	101,200.00	2,550.00
	<b>Subtotal:</b>	34	1	2.94%	2	112,625.00	2,550.00
Kerosene							
	No. 1 K	2	0	0.00%	0	1,800.00	0.00
	<b>Subtotal:</b>	2	0	0.00%	0	1,800.00	0.00
<b>Total:</b>		48	2	4.17%	3	142,284.00	9,809.00
Coffee							
Aviation Gasoline							
	100LL	1	0	0.00%	0	2,853.00	0.00
	<b>Subtotal:</b>	1	0	0.00%	0	2,853.00	0.00
Diesel							
	No. 2D S15, Biodiesel <6%	22	2	9.09%	2	101,583.00	10,678.00
	No. 2D S15, Biodiesel 6-20%	1	0	0.00%	0	1,158.00	0.00
	<b>Subtotal:</b>	23	2	8.70%	2	102,741.00	10,678.00
Ethanol Flex Fuel							
	E51-83	5	2	40.00%	2	15,084.00	8,091.00
	<b>Subtotal:</b>	5	2	40.00%	2	15,084.00	8,091.00

**County Violation Analysis**

Collected from 7/1/2017 to 6/30/2018

Gasoline							
	Mid Grade Unleaded	10	0	0.00%	0	29,833.00	0.00
	Premium Unleaded	8	0	0.00%	0	19,117.00	0.00
	Regular Unleaded	34	1	2.94%	1	193,909.00	6,001.00
	<b>Subtotal:</b>	52	1	1.92%	1	242,859.00	6,001.00
Kerosene							
	No. 1 K	2	0	0.00%	0	2,190.00	0.00
	<b>Subtotal:</b>	2	0	0.00%	0	2,190.00	0.00
<b>Total:</b>		83	5	6.02%	5	365,727.00	24,770.00
Crockett							
Diesel							
	No. 2D S15, Biodiesel <6%	7	1	14.29%	1	25,483.00	940.00
	<b>Subtotal:</b>	7	1	14.29%	1	25,483.00	940.00
Gasoline							
	Mid Grade Unleaded	2	0	0.00%	0	3,438.00	0.00
	Premium Unleaded	5	0	0.00%	0	7,370.00	0.00
	Regular Unleaded	8	0	0.00%	0	27,810.00	0.00
	<b>Subtotal:</b>	15	0	0.00%	0	38,618.00	0.00
<b>Total:</b>		22	1	4.55%	1	64,101.00	940.00
Cumberland							
Aviation Gasoline							
	100LL	2	0	0.00%	0	6,193.00	0.00
	<b>Subtotal:</b>	2	0	0.00%	0	6,193.00	0.00



Department of  
**Agriculture**

**County Violation Analysis**

Collected from 7/1/2017 to 6/30/2018

Diesel							
No. 2D S15, Biodiesel <6%	27	1	3.70%	1	138,312.00	1,157.00	
<b>Subtotal:</b>	27	1	3.70%	1	138,312.00	1,157.00	
Ethanol Flex Fuel							
E51-83	2	1	50.00%	1	3,381.00	995.00	
<b>Subtotal:</b>	2	1	50.00%	1	3,381.00	995.00	
Gasoline							
Mid Grade Unleaded	5	0	0.00%	0	10,804.00	0.00	
Premium Unleaded	10	0	0.00%	0	23,856.00	0.00	
Regular Unleaded	35	0	0.00%	0	123,422.00	0.00	
<b>Subtotal:</b>	50	0	0.00%	0	158,082.00	0.00	
Kerosene							
No. 1 K	7	0	0.00%	0	4,436.00	0.00	
<b>Subtotal:</b>	7	0	0.00%	0	4,436.00	0.00	
<b>Total:</b>	88	2	2.27%	2	310,404.00	2,152.00	

Davidson

Aviation Gasoline							
100LL	2	0	0.00%	0	13,128.00	0.00	
<b>Subtotal:</b>	2	0	0.00%	0	13,128.00	0.00	
Biodiesel							
2 BDDBS S15	1	0	0.00%	0	25,827.00	0.00	
<b>Subtotal:</b>	1	0	0.00%	0	25,827.00	0.00	

**County Violation Analysis**

Collected from 7/1/2017 to 6/30/2018

Denat. Fuel EtOH							
E100	12	0	0.00%	0	999,306.00	0.00	
<b>Subtotal:</b>	12	0	0.00%	0	999,306.00	0.00	
Diesel							
No. 2D S15, Biodiesel <6%	163	19	11.66%	19	2,392,768.00	52,399.00	
No. 2D S15, Biodiesel 20%	2	0	0.00%	0	3,008.00	0.00	
No. 2D S15, Biodiesel 6-20%	3	0	0.00%	0	120,071.00	0.00	
No. 2D S500, Biodiesel <6%	1	0	0.00%	0	0.00	0.00	
<b>Subtotal:</b>	169	19	11.24%	19	2,515,847.00	52,399.00	
Ethanol Flex Fuel							
E51-83	16	3	18.75%	3	76,102.00	37,092.00	
<b>Subtotal:</b>	16	3	18.75%	3	76,102.00	37,092.00	
Gasoline							
Mid Grade Unleaded	78	2	2.56%	5	241,344.00	3,388.00	
Premium Unleaded	83	1	1.20%	2	1,432,105.00	7,800.00	
Regular Unleaded	167	5	2.99%	8	4,786,045.00	41,480.00	
<b>Subtotal:</b>	328	8	2.44%	15	6,459,494.00	52,668.00	

**County Violation Analysis**

Collected from 7/1/2017 to 6/30/2018

Gasoline Blend Stock

Premium Blend Stock	8	0	0.00%	0	1,211,676.00	0.00
Regular Blend Stock	10	0	0.00%	0	3,678,458.00	0.00
<b>Subtotal:</b>	<b>18</b>	<b>0</b>	<b>0.00%</b>	<b>0</b>	<b>4,890,134.00</b>	<b>0.00</b>

Kerosene

No. 1 K	5	1	20.00%	1	9,720.00	6,122.00
<b>Subtotal:</b>	<b>5</b>	<b>1</b>	<b>20.00%</b>	<b>1</b>	<b>9,720.00</b>	<b>6,122.00</b>

**Total:** 551 31 5.63% 38 14,989,558.00 148,281.00

Decatur

Diesel

No. 2D S15, Biodiesel <6%	6	0	0.00%	0	11,006.00	0.00
<b>Subtotal:</b>	<b>6</b>	<b>0</b>	<b>0.00%</b>	<b>0</b>	<b>11,006.00</b>	<b>0.00</b>

Gasoline

Mid Grade Unleaded	9	0	0.00%	0	10,463.00	0.00
Premium Unleaded	2	0	0.00%	0	7,911.00	0.00
Regular Unleaded	7	0	0.00%	0	15,120.00	0.00
<b>Subtotal:</b>	<b>18</b>	<b>0</b>	<b>0.00%</b>	<b>0</b>	<b>33,494.00</b>	<b>0.00</b>

Kerosene

No. 1 K	1	0	0.00%	0	551.00	0.00
<b>Subtotal:</b>	<b>1</b>	<b>0</b>	<b>0.00%</b>	<b>0</b>	<b>551.00</b>	<b>0.00</b>

**Total:** 25 0 0.00% 0 45,051.00 0.00



**County Violation Analysis**

Collected from 7/1/2017 to 6/30/2018

Dekalb

Aviation Gasoline

100LL	1	0	0.00%	0	10,633.00	0.00
<b>Subtotal:</b>	1	0	0.00%	0	10,633.00	0.00

Diesel

No. 2D S15, Biodiesel <6%	8	0	0.00%	0	11,216.00	0.00
<b>Subtotal:</b>	8	0	0.00%	0	11,216.00	0.00

Gasoline

Mid Grade Unleaded	2	0	0.00%	0	7,392.00	0.00
Premium Unleaded	7	0	0.00%	0	13,820.00	0.00
Regular Unleaded	17	0	0.00%	0	63,351.00	0.00
<b>Subtotal:</b>	26	0	0.00%	0	84,563.00	0.00

Kerosene

No. 1 K	2	0	0.00%	0	1,089.00	0.00
<b>Subtotal:</b>	2	0	0.00%	0	1,089.00	0.00

<b>Total:</b>	37	0	0.00%	0	107,501.00	0.00
---------------	----	---	-------	---	------------	------

Dickson

Aviation Gasoline

100LL	1	0	0.00%	0	4,178.00	0.00
<b>Subtotal:</b>	1	0	0.00%	0	4,178.00	0.00

Diesel

No. 2D S15, Biodiesel <6%	30	0	0.00%	0	111,457.00	0.00
------------------------------------	----	---	-------	---	------------	------

**County Violation Analysis**

Collected from 7/1/2017 to 6/30/2018

No. 2D S15, Biodiesel 6-20%	2	1	50.00%	1	74,394.00	36,294.00
<b>Subtotal:</b>	32	1	3.13%	1	185,851.00	36,294.00
Ethanol Flex Fuel						
E51-83	1	0	0.00%	0	2,157.00	0.00
<b>Subtotal:</b>	1	0	0.00%	0	2,157.00	0.00
Gasoline						
Mid Grade Unleaded	17	1	5.88%	1	52,772.00	1,141.00
Premium Unleaded	13	0	0.00%	0	31,405.00	0.00
Regular Unleaded	19	0	0.00%	0	90,453.00	0.00
<b>Subtotal:</b>	49	1	2.04%	1	174,630.00	1,141.00
Kerosene						
No. 1 K	8	0	0.00%	0	5,080.00	0.00
<b>Subtotal:</b>	8	0	0.00%	0	5,080.00	0.00
<b>Total:</b>	91	2	2.20%	2	371,896.00	37,435.00

Dyer

Aviation Gasoline						
100LL	1	0	0.00%	0	3,746.00	0.00
<b>Subtotal:</b>	1	0	0.00%	0	3,746.00	0.00
Diesel						
No. 2D S15, Biodiesel <6%	12	1	8.33%	1	53,029.00	2,607.00



Department of  
**Agriculture**

**County Violation Analysis**

Collected from 7/1/2017 to 6/30/2018

	No. 2D S15, Biodiesel 6-20%	1	0	0.00%	0	12,753.00	0.00
	<b>Subtotal:</b>	13	1	7.69%	1	65,782.00	2,607.00
Gasoline							
	Mid Grade Unleaded	9	0	0.00%	0	21,329.00	0.00
	Premium Unleaded	11	2	18.18%	6	32,180.00	2,515.00
	Regular Unleaded	23	0	0.00%	0	61,192.29	0.00
	<b>Subtotal:</b>	43	2	4.65%	6	114,701.29	2,515.00
<b>Total:</b>		57	3	5.26%	7	184,229.29	5,122.00
Fayette							
Aviation Gasoline							
	100LL	1	0	0.00%	0	4,946.00	0.00
	<b>Subtotal:</b>	1	0	0.00%	0	4,946.00	0.00
Diesel							
	No. 2D S15, Biodiesel <6%	15	0	0.00%	0	107,589.00	0.00
	No. 2D S500, Biodiesel <6%	2	0	0.00%	0	2,714.00	0.00
	<b>Subtotal:</b>	17	0	0.00%	0	110,303.00	0.00
Gasoline							
	Mid Grade Unleaded	7	0	0.00%	0	17,930.00	0.00
	Premium Unleaded	12	0	0.00%	0	26,709.00	0.00
	Regular Unleaded	8	0	0.00%	0	21,227.00	0.00

**County Violation Analysis**

Collected from 7/1/2017 to 6/30/2018

<b>Subtotal:</b>	27	0	0.00%	0	65,866.00	0.00
<b>Total:</b>	45	0	0.00%	0	181,115.00	0.00

Fentress

Aviation Gasoline

100LL	1	0	0.00%	0	2,500.00	0.00
<b>Subtotal:</b>	1	0	0.00%	0	2,500.00	0.00

Diesel

No. 2D S15, Biodiesel <6%	7	0	0.00%	0	18,097.00	0.00
<b>Subtotal:</b>	7	0	0.00%	0	18,097.00	0.00

Gasoline

Mid Grade Unleaded	1	0	0.00%	0	1,843.00	0.00
Premium Unleaded	4	0	0.00%	0	7,078.00	0.00
Regular Unleaded	10	0	0.00%	0	31,710.00	0.00
<b>Subtotal:</b>	15	0	0.00%	0	40,631.00	0.00

Kerosene

No. 1 K	1	0	0.00%	0	1,686.00	0.00
<b>Subtotal:</b>	1	0	0.00%	0	1,686.00	0.00
<b>Total:</b>	24	0	0.00%	0	62,914.00	0.00

Franklin

Aviation Gasoline

100LL	1	0	0.00%	0	5,497.00	0.00
<b>Subtotal:</b>	1	0	0.00%	0	5,497.00	0.00



Department of  
**Agriculture**

**County Violation Analysis**

Collected from 7/1/2017 to 6/30/2018

Diesel							
	No. 2D S15, Biodiesel <6%	9	0	0.00%	0	36,442.00	0.00
<b>Subtotal:</b>		9	0	0.00%	0	36,442.00	0.00
Gasoline							
	Mid Grade Unleaded	3	0	0.00%	0	7,000.00	0.00
	Premium Unleaded	8	2	25.00%	4	13,835.00	3,172.00
	Regular Unleaded	27	1	3.70%	4	106,432.00	1,757.00
<b>Subtotal:</b>		38	3	7.89%	8	127,267.00	4,929.00
Kerosene							
	No. 1 K	3	0	0.00%	0	2,152.00	0.00
<b>Subtotal:</b>		3	0	0.00%	0	2,152.00	0.00
<b>Total:</b>		51	3	5.88%	8	171,358.00	4,929.00

Gibson

Aviation Gasoline							
	100LL	2	0	0.00%	0	5,413.00	0.00
<b>Subtotal:</b>		2	0	0.00%	0	5,413.00	0.00
Diesel							
	No. 2D S15, Biodiesel <6%	16	1	6.25%	1	45,349.00	1,394.00
<b>Subtotal:</b>		16	1	6.25%	1	45,349.00	1,394.00
Gasoline							
	Mid Grade Unleaded	14	1	7.14%	1	38,467.00	0.00
	Premium Unleaded	15	3	20.00%	5	17,047.00	1,231.00



Department of  
**Agriculture**

**County Violation Analysis**

Collected from 7/1/2017 to 6/30/2018

	Regular Unleaded	17	1	5.88%	4	70,423.00	7,189.00
	<b>Subtotal:</b>	46	5	10.87%	10	125,937.00	8,420.00
	Kerosene						
	No. 1 K	1	0	0.00%	0	937.00	0.00
	<b>Subtotal:</b>	1	0	0.00%	0	937.00	0.00
	<b>Total:</b>	65	6	9.23%	11	177,636.00	9,814.00
Giles	Aviation Gasoline						
	100LL	1	0	0.00%	0	1,875.00	0.00
	<b>Subtotal:</b>	1	0	0.00%	0	1,875.00	0.00
	Diesel						
	No. 2D S15, Biodiesel <6%	18	2	11.11%	2	74,650.00	2,108.00
	No. 2D S500, Biodiesel <6%	1	0	0.00%	0	537.00	0.00
	<b>Subtotal:</b>	19	2	10.53%	2	75,187.00	2,108.00
	Gasoline						
	Mid Grade Unleaded	13	0	0.00%	0	28,910.80	0.00
	Premium Unleaded	7	0	0.00%	0	18,405.00	0.00
	Regular Unleaded	16	1	6.25%	1	50,968.00	805.00
	<b>Subtotal:</b>	36	1	2.78%	1	98,283.80	805.00
	Kerosene						
	No. 1 K	7	1	14.29%	1	5,648.00	697.00
	<b>Subtotal:</b>	7	1	14.29%	1	5,648.00	697.00
	<b>Total:</b>	63	4	6.35%	4	180,993.80	3,610.00

**County Violation Analysis**

Collected from 7/1/2017 to 6/30/2018

Grainger

Diesel							
No. 2D S15, Biodiesel <6%	5	0	0.00%	0	10,872.00	0.00	
<b>Subtotal:</b>	5	0	0.00%	0	10,872.00	0.00	
Gasoline							
Regular Unleaded	10	0	0.00%	0	36,530.00	0.00	
<b>Subtotal:</b>	10	0	0.00%	0	36,530.00	0.00	
<b>Total:</b>	15	0	0.00%	0	47,402.00	0.00	

Greene

Aviation Gasoline							
100LL	1	0	0.00%	0	1,500.00	0.00	
<b>Subtotal:</b>	1	0	0.00%	0	1,500.00	0.00	
Diesel							
No. 2D S15, Biodiesel <6%	25	2	8.00%	2	78,414.00	2,450.00	
<b>Subtotal:</b>	25	2	8.00%	2	78,414.00	2,450.00	
Gasoline							
Mid Grade Unleaded	9	0	0.00%	0	12,750.00	0.00	
Premium Unleaded	14	1	7.14%	1	28,710.00	2,900.00	
Regular Unleaded	29	0	0.00%	0	130,950.00	0.00	
<b>Subtotal:</b>	52	1	1.92%	1	172,410.00	2,900.00	



Department of  
**Agriculture**

**County Violation Analysis**

Collected from 7/1/2017 to 6/30/2018

Gasoline Blend Stock							
	Premium Blend Stock	1	0	0.00%	0	2,600.00	0.00
<b>Subtotal:</b>		1	0	0.00%	0	2,600.00	0.00
Jet Fuel							
	JA	1	0	0.00%	0	5,700.00	0.00
<b>Subtotal:</b>		1	0	0.00%	0	5,700.00	0.00
Kerosene							
	No. 1 K	2	0	0.00%	0	950.00	0.00
<b>Subtotal:</b>		2	0	0.00%	0	950.00	0.00
<b>Total:</b>		82	3	3.66%	3	261,574.00	5,350.00
Grundy							
Diesel							
	No. 2D S15, Biodiesel <6%	3	0	0.00%	0	2,631.00	0.00
<b>Subtotal:</b>		3	0	0.00%	0	2,631.00	0.00
Gasoline							
	Mid Grade Unleaded	4	0	0.00%	0	7,601.00	0.00
	Premium Unleaded	2	0	0.00%	0	2,106.00	0.00
	Regular Unleaded	10	0	0.00%	0	23,581.00	0.00
<b>Subtotal:</b>		16	0	0.00%	0	33,288.00	0.00
<b>Total:</b>		19	0	0.00%	0	35,919.00	0.00
Hamblen							
Aviation Gasoline							
	100LL	1	0	0.00%	0	4,500.00	0.00
<b>Subtotal:</b>		1	0	0.00%	0	4,500.00	0.00





Department of  
**Agriculture**

**County Violation Analysis**

Collected from 7/1/2017 to 6/30/2018

Diesel							
No. 2D S15, Biodiesel <6%	21	0	0.00%	0	55,716.00	0.00	
<b>Subtotal:</b>	21	0	0.00%	0	55,716.00	0.00	
Gasoline							
Premium Unleaded	9	1	11.11%	2	32,294.00	532.00	
Regular Unleaded	24	0	0.00%	0	156,874.00	0.00	
<b>Subtotal:</b>	33	1	3.03%	2	189,168.00	532.00	
<b>Total:</b>	55	1	1.82%	2	249,384.00	532.00	

Hamilton

Aviation Gasoline							
100LL	3	0	0.00%	0	8,061.00	0.00	
<b>Subtotal:</b>	3	0	0.00%	0	8,061.00	0.00	
Diesel							
No. 2D S15, Biodiesel <6%	94	7	7.45%	7	674,788.00	403,958.00	
No. 2D S500, Biodiesel <6%	1	0	0.00%	0	9,302.00	0.00	
<b>Subtotal:</b>	95	7	7.37%	7	684,090.00	403,958.00	
Ethanol Flex Fuel							
E51-83	16	2	12.50%	2	41,680.00	8,318.00	
<b>Subtotal:</b>	16	2	12.50%	2	41,680.00	8,318.00	
Gasoline							
Mid Grade Unleaded	12	0	0.00%	0	36,662.00	0.00	

**County Violation Analysis**

Collected from 7/1/2017 to 6/30/2018

Premium Unleaded	61	3	4.92%	3	186,778.00	7,082.00
Regular Unleaded	123	2	1.63%	2	722,057.90	14,080.00
<b>Subtotal:</b>	196	5	2.55%	5	945,497.90	21,162.00
Kerosene						
No. 1 K	17	0	0.00%	0	12,062.00	0.00
<b>Subtotal:</b>	17	0	0.00%	0	12,062.00	0.00
<b>Total:</b>	327	14	4.28%	14	1,691,390.90	433,438.00

Hancock

Diesel						
No. 2D S15, Biodiesel <6%	2	0	0.00%	0	900.00	0.00
<b>Subtotal:</b>	2	0	0.00%	0	900.00	0.00
Gasoline						
Regular Unleaded	3	0	0.00%	0	8,051.00	0.00
<b>Subtotal:</b>	3	0	0.00%	0	8,051.00	0.00
<b>Total:</b>	5	0	0.00%	0	8,951.00	0.00

Hardeman

Aviation Gasoline						
100LL	1	0	0.00%	0	3,216.00	0.00
<b>Subtotal:</b>	1	0	0.00%	0	3,216.00	0.00
Diesel						
No. 2D S15, Biodiesel <6%	12	0	0.00%	0	38,921.00	0.00
<b>Subtotal:</b>	12	0	0.00%	0	38,921.00	0.00



Department of  
**Agriculture**

**County Violation Analysis**

Collected from 7/1/2017 to 6/30/2018

Gasoline							
	Mid Grade Unleaded	6	0	0.00%	0	12,874.00	0.00
	Premium Unleaded	9	0	0.00%	0	14,748.00	0.00
	Regular Unleaded	17	0	0.00%	0	27,458.00	0.00
	<b>Subtotal:</b>	32	0	0.00%	0	55,080.00	0.00
<b>Total:</b>		45	0	0.00%	0	97,217.00	0.00
Hardin							
Aviation Gasoline							
	100LL	1	0	0.00%	0	3,433.00	0.00
	<b>Subtotal:</b>	1	0	0.00%	0	3,433.00	0.00
Diesel							
	No. 2D S15, Biodiesel <6%	15	2	13.33%	2	65,756.00	5,746.00
	<b>Subtotal:</b>	15	2	13.33%	2	65,756.00	5,746.00
Gasoline							
	Mid Grade Unleaded	3	0	0.00%	0	6,950.00	0.00
	Premium Unleaded	15	0	0.00%	0	36,656.00	0.00
	Regular Unleaded	15	1	6.67%	1	44,290.00	1,020.00
	<b>Subtotal:</b>	33	1	3.03%	1	87,896.00	1,020.00
<b>Total:</b>		49	3	6.12%	3	157,085.00	6,766.00
Hawkins							
Aviation Gasoline							
	100LL	1	0	0.00%	0	1,100.00	0.00
	<b>Subtotal:</b>	1	0	0.00%	0	1,100.00	0.00



Department of  
**Agriculture**

**County Violation Analysis**

Collected from 7/1/2017 to 6/30/2018

Diesel							
	No. 2D S15, Biodiesel <6%	12	0	0.00%	0	33,544.00	0.00
	No. 2D S500, Biodiesel <6%	1	0	0.00%	0	3,333.00	0.00
	<b>Subtotal:</b>	13	0	0.00%	0	36,877.00	0.00
Gasoline							
	Mid Grade Unleaded	3	0	0.00%	0	5,467.00	0.00
	Regular Unleaded	28	1	3.57%	2	125,608.00	2,738.00
	<b>Subtotal:</b>	31	1	3.23%	2	131,075.00	2,738.00
Kerosene							
	No. 1 K	1	0	0.00%	0	1,201.00	0.00
	<b>Subtotal:</b>	1	0	0.00%	0	1,201.00	0.00
<b>Total:</b>		46	1	2.17%	2	170,253.00	2,738.00
Haywood							
Diesel							
	No. 2D S15, Biodiesel <6%	7	0	0.00%	0	25,308.00	0.00
	No. 2D S15, Biodiesel 6-20%	1	0	0.00%	0	3,648.00	0.00
	<b>Subtotal:</b>	8	0	0.00%	0	28,956.00	0.00
Gasoline							
	Mid Grade Unleaded	7	0	0.00%	0	12,929.00	0.00

**County Violation Analysis**

Collected from 7/1/2017 to 6/30/2018

Premium Unleaded	10	1	10.00%	1	14,547.00	967.00
Regular Unleaded	6	1	16.67%	2	30,572.00	478.00
<b>Subtotal:</b>	23	2	8.70%	3	58,048.00	1,445.00
Kerosene						
No. 1 K	1	0	0.00%	0	261.00	0.00
<b>Subtotal:</b>	1	0	0.00%	0	261.00	0.00
<b>Total:</b>	32	2	6.25%	3	87,265.00	1,445.00

Henderson

Aviation Gasoline						
100LL	1	0	0.00%	0	1,644.00	0.00
<b>Subtotal:</b>	1	0	0.00%	0	1,644.00	0.00
Diesel						
No. 2D S15, Biodiesel <6%	14	0	0.00%	0	80,855.75	0.00
No. 2D S15, Biodiesel 6-20%	1	0	0.00%	0	3,527.00	0.00
<b>Subtotal:</b>	15	0	0.00%	0	84,382.75	0.00
Gasoline						
Mid Grade Unleaded	11	0	0.00%	0	30,744.00	0.00
Premium Unleaded	3	0	0.00%	0	8,367.00	0.00
Regular Unleaded	9	0	0.00%	0	42,028.00	0.00
<b>Subtotal:</b>	23	0	0.00%	0	81,139.00	0.00
Kerosene						
No. 1 K	2	0	0.00%	0	3,507.00	0.00



Department of  
**Agriculture**

**County Violation Analysis**

Collected from 7/1/2017 to 6/30/2018

	<b>Subtotal:</b>	2	0	0.00%	0	3,507.00	0.00
	<b>Total:</b>	41	0	0.00%	0	170,672.75	0.00
Henry							
Aviation Gasoline							
	100LL	1	0	0.00%	0	3,850.00	0.00
	<b>Subtotal:</b>	1	0	0.00%	0	3,850.00	0.00
Diesel							
	No. 2D S15, Biodiesel <6%	15	0	0.00%	0	31,647.71	0.00
	<b>Subtotal:</b>	15	0	0.00%	0	31,647.71	0.00
Gasoline							
	Mid Grade Unleaded	6	0	0.00%	0	18,586.00	0.00
	Premium Unleaded	9	0	0.00%	0	14,778.00	0.00
	Regular Unleaded	23	0	0.00%	0	77,470.00	0.00
	<b>Subtotal:</b>	38	0	0.00%	0	110,834.00	0.00
Kerosene							
	No. 1 K	3	0	0.00%	0	2,887.00	0.00
	<b>Subtotal:</b>	3	0	0.00%	0	2,887.00	0.00
	<b>Total:</b>	57	0	0.00%	0	149,218.71	0.00
Hickman							
Aviation Gasoline							
	100LL	1	0	0.00%	0	4,743.00	0.00
	<b>Subtotal:</b>	1	0	0.00%	0	4,743.00	0.00



Department of  
**Agriculture**

**County Violation Analysis**

Collected from 7/1/2017 to 6/30/2018

Diesel							
No. 2D S15, Biodiesel <6%	10	0	0.00%	0	23,196.00	0.00	
No. 2D S500, Biodiesel <6%	1	0	0.00%	0	4,804.00	0.00	
<b>Subtotal:</b>	<b>11</b>	<b>0</b>	<b>0.00%</b>	<b>0</b>	<b>28,000.00</b>	<b>0.00</b>	
Gasoline							
Mid Grade Unleaded	6	0	0.00%	0	13,038.00	0.00	
Premium Unleaded	4	1	25.00%	2	5,519.00	446.00	
Regular Unleaded	7	0	0.00%	0	31,378.00	0.00	
<b>Subtotal:</b>	<b>17</b>	<b>1</b>	<b>5.88%</b>	<b>2</b>	<b>49,935.00</b>	<b>446.00</b>	
Kerosene							
No. 1 K	4	0	0.00%	0	4,457.00	0.00	
<b>Subtotal:</b>	<b>4</b>	<b>0</b>	<b>0.00%</b>	<b>0</b>	<b>4,457.00</b>	<b>0.00</b>	
<b>Total:</b>	<b>33</b>	<b>1</b>	<b>3.03%</b>	<b>2</b>	<b>87,135.00</b>	<b>446.00</b>	

Houston

Aviation Gasoline							
100LL	1	0	0.00%	0	3,414.00	0.00	
<b>Subtotal:</b>	<b>1</b>	<b>0</b>	<b>0.00%</b>	<b>0</b>	<b>3,414.00</b>	<b>0.00</b>	
Diesel							
No. 2D S15, Biodiesel <6%	2	1	50.00%	1	3,144.00	1,781.00	
<b>Subtotal:</b>	<b>2</b>	<b>1</b>	<b>50.00%</b>	<b>1</b>	<b>3,144.00</b>	<b>1,781.00</b>	

**County Violation Analysis**

Collected from 7/1/2017 to 6/30/2018

Gasoline							
Premium Unleaded	3	0	0.00%	0	4,823.00	0.00	
Regular Unleaded	2	0	0.00%	0	8,691.00	0.00	
<b>Subtotal:</b>	<b>5</b>	<b>0</b>	<b>0.00%</b>	<b>0</b>	<b>13,514.00</b>	<b>0.00</b>	
Kerosene							
No. 1 K	1	0	0.00%	0	600.00	0.00	
<b>Subtotal:</b>	<b>1</b>	<b>0</b>	<b>0.00%</b>	<b>0</b>	<b>600.00</b>	<b>0.00</b>	
<b>Total:</b>	<b>9</b>	<b>1</b>	<b>11.11%</b>	<b>1</b>	<b>20,672.00</b>	<b>1,781.00</b>	

Humphreys

Aviation Gasoline							
100LL	1	0	0.00%	0	3,000.00	0.00	
<b>Subtotal:</b>	<b>1</b>	<b>0</b>	<b>0.00%</b>	<b>0</b>	<b>3,000.00</b>	<b>0.00</b>	
Diesel							
No. 2D S15, Biodiesel <6%	17	0	0.00%	0	123,865.00	0.00	
No. 2D S500, Biodiesel <6%	1	0	0.00%	0	1,738.00	0.00	
<b>Subtotal:</b>	<b>18</b>	<b>0</b>	<b>0.00%</b>	<b>0</b>	<b>125,603.00</b>	<b>0.00</b>	
Ethanol Flex Fuel							
E51-83	3	2	66.67%	2	11,109.00	7,144.00	
<b>Subtotal:</b>	<b>3</b>	<b>2</b>	<b>66.67%</b>	<b>2</b>	<b>11,109.00</b>	<b>7,144.00</b>	
Gasoline							
Mid Grade Unleaded	9	0	0.00%	0	30,246.00	0.00	
Premium Unleaded	7	0	0.00%	0	23,584.00	0.00	





Department of  
**Agriculture**

**County Violation Analysis**

Collected from 7/1/2017 to 6/30/2018

	Regular Unleaded	13	0	0.00%	0	41,416.00	0.00
	<b>Subtotal:</b>	29	0	0.00%	0	95,246.00	0.00
<b>Total:</b>		51	2	3.92%	2	234,958.00	7,144.00
Jackson							
Diesel							
	No. 2D S15, Biodiesel <6%	4	0	0.00%	0	3,283.00	0.00
	<b>Subtotal:</b>	4	0	0.00%	0	3,283.00	0.00
Gasoline							
	Premium Unleaded	1	0	0.00%	0	2,518.00	0.00
	Regular Unleaded	9	1	11.11%	2	13,321.00	595.00
	<b>Subtotal:</b>	10	1	10.00%	2	15,839.00	595.00
<b>Total:</b>		14	1	7.14%	2	19,122.00	595.00
Jefferson							
Diesel							
	No. 2D S15, Biodiesel <6%	8	0	0.00%	0	29,097.00	0.00
	<b>Subtotal:</b>	8	0	0.00%	0	29,097.00	0.00
Gasoline							
	Premium Unleaded	2	0	0.00%	0	5,483.00	0.00
	Regular Unleaded	19	0	0.00%	0	136,420.00	0.00
	<b>Subtotal:</b>	21	0	0.00%	0	141,903.00	0.00
<b>Total:</b>		29	0	0.00%	0	171,000.00	0.00

**County Violation Analysis**

Collected from 7/1/2017 to 6/30/2018

Johnson

Aviation Gasoline							
100LL	1	0	0.00%	0	6,000.00	0.00	
<b>Subtotal:</b>	1	0	0.00%	0	6,000.00	0.00	
Diesel							
No. 2D S15, Biodiesel <6%	6	0	0.00%	0	7,182.00	0.00	
<b>Subtotal:</b>	6	0	0.00%	0	7,182.00	0.00	
Gasoline							
Mid Grade Unleaded	1	0	0.00%	0	2,462.00	0.00	
Premium Unleaded	2	0	0.00%	0	3,056.00	0.00	
Regular Unleaded	8	0	0.00%	0	29,188.00	0.00	
<b>Subtotal:</b>	11	0	0.00%	0	34,706.00	0.00	
Kerosene							
No. 1 K	1	0	0.00%	0	7,500.00	0.00	
<b>Subtotal:</b>	1	0	0.00%	0	7,500.00	0.00	
<b>Total:</b>	19	0	0.00%	0	55,388.00	0.00	

Knox

Aviation Gasoline							
100LL	1	0	0.00%	0	0.00	0.00	
<b>Subtotal:</b>	1	0	0.00%	0	0.00	0.00	
Biodiesel							
1 BDDBS S15	2	0	0.00%	0	545,038.00	0.00	
<b>Subtotal:</b>	2	0	0.00%	0	545,038.00	0.00	

**County Violation Analysis**

Collected from 7/1/2017 to 6/30/2018

Denat. Fuel EtOH							
E100	22	0	0.00%	0	11,601,273.00	0.00	
<b>Subtotal:</b>	22	0	0.00%	0	11,601,273.00	0.00	
Diesel							
No. 2D S15	1	0	0.00%	0	5,968.00	0.00	
No. 2D S15, Biodiesel <6%	138	6	4.35%	6	11,690,283.00	379,101.00	
No. 2D S15, Biodiesel 6-20%	1	0	0.00%	0	1,522.00	0.00	
No. 2D S500, Biodiesel <6%	1	0	0.00%	0	2,279.00	0.00	
<b>Subtotal:</b>	141	6	4.26%	6	11,700,052.00	379,101.00	
Ethanol Flex Fuel							
E51-83	3	0	0.00%	0	4,508.00	0.00	
<b>Subtotal:</b>	3	0	0.00%	0	4,508.00	0.00	
Gasoline							
Mid Grade Unleaded	46	0	0.00%	0	176,400.00	0.00	
Premium Unleaded	101	2	1.98%	2	9,034,754.00	6,663.00	
Regular Unleaded	85	1	1.18%	1	21,083,799.00	2,833.00	
<b>Subtotal:</b>	232	3	1.29%	3	30,294,953.00	9,496.00	
Gasoline Blend Stock							
Premium Blend Stock	12	0	0.00%	0	4,417,176.00	0.00	



Department of  
**Agriculture**

**County Violation Analysis**

Collected from 7/1/2017 to 6/30/2018

	Regular Blend Stock	14	0	0.00%	0	10,722,983.00	0.00
	<b>Subtotal:</b>	26	0	0.00%	0	15,140,159.00	0.00
Jet Fuel							
	JA	1	0	0.00%	0	130,118.00	0.00
	<b>Subtotal:</b>	1	0	0.00%	0	130,118.00	0.00
Kerosene							
	No. 1 K	8	0	0.00%	0	114,832.00	0.00
	<b>Subtotal:</b>	8	0	0.00%	0	114,832.00	0.00
<b>Total:</b>		436	9	2.06%	9	69,530,933.00	388,597.00
Lake							
Diesel							
	No. 2D S15, Biodiesel <6%	3	0	0.00%	0	14,817.00	0.00
	<b>Subtotal:</b>	3	0	0.00%	0	14,817.00	0.00
Gasoline							
	Mid Grade Unleaded	2	0	0.00%	0	3,971.00	0.00
	Premium Unleaded	1	0	0.00%	0	2,117.00	0.00
	Regular Unleaded	1	0	0.00%	0	1,554.00	0.00
	<b>Subtotal:</b>	4	0	0.00%	0	7,642.00	0.00
Kerosene							
	No. 1 K	1	0	0.00%	0	200.00	0.00
	<b>Subtotal:</b>	1	0	0.00%	0	200.00	0.00
<b>Total:</b>		8	0	0.00%	0	22,659.00	0.00

**County Violation Analysis**

Collected from 7/1/2017 to 6/30/2018

Lauderdale

Aviation Gasoline							
100LL	1	0	0.00%	0	2,500.00	0.00	
<b>Subtotal:</b>	1	0	0.00%	0	2,500.00	0.00	
Diesel							
No. 2D S15, Biodiesel <6%	9	0	0.00%	0	35,011.00	0.00	
<b>Subtotal:</b>	9	0	0.00%	0	35,011.00	0.00	
Gasoline							
Mid Grade Unleaded	8	0	0.00%	0	13,123.00	0.00	
Premium Unleaded	19	3	15.79%	7	24,859.00	3,364.00	
Regular Unleaded	8	0	0.00%	0	13,061.00	0.00	
<b>Subtotal:</b>	35	3	8.57%	7	51,043.00	3,364.00	
Kerosene							
No. 1 K	1	0	0.00%	0	2,369.00	0.00	
<b>Subtotal:</b>	1	0	0.00%	0	2,369.00	0.00	
<b>Total:</b>	46	3	6.52%	7	90,923.00	3,364.00	

Lawrence

Aviation Gasoline							
100LL	1	0	0.00%	0	4,000.00	0.00	
<b>Subtotal:</b>	1	0	0.00%	0	4,000.00	0.00	
Diesel							
No. 2D S15, Biodiesel <6%	25	2	8.00%	2	84,076.00	4,543.00	
<b>Subtotal:</b>	25	2	8.00%	2	84,076.00	4,543.00	

**County Violation Analysis**

Collected from 7/1/2017 to 6/30/2018

Ethanol Flex Fuel							
	E51-83	2	1	50.00%	1	4,410.00	3,537.00
	<b>Subtotal:</b>	2	1	50.00%	1	4,410.00	3,537.00
Gasoline							
	Mid Grade Unleaded	10	0	0.00%	0	23,564.90	0.00
	Premium Unleaded	11	1	9.09%	1	22,802.00	1,681.00
	Regular Unleaded	29	1	3.45%	2	103,482.20	3,596.00
	<b>Subtotal:</b>	50	2	4.00%	3	149,849.10	5,277.00
Kerosene							
	No. 1 K	4	0	0.00%	0	1,459.00	0.00
	<b>Subtotal:</b>	4	0	0.00%	0	1,459.00	0.00
<b>Total:</b>		82	5	6.10%	6	243,794.10	13,357.00

Lewis

Aviation Gasoline							
	100LL	1	0	0.00%	0	3,300.00	0.00
	<b>Subtotal:</b>	1	0	0.00%	0	3,300.00	0.00
Diesel							
	No. 2D S15, Biodiesel <6%	8	0	0.00%	0	18,931.00	0.00
	<b>Subtotal:</b>	8	0	0.00%	0	18,931.00	0.00
Gasoline							
	Mid Grade Unleaded	6	0	0.00%	0	14,774.00	0.00
	Regular Unleaded	8	0	0.00%	0	23,421.00	0.00
	<b>Subtotal:</b>	14	0	0.00%	0	38,195.00	0.00

**County Violation Analysis**

Collected from 7/1/2017 to 6/30/2018

Kerosene							
	No. 1 K	2	0	0.00%	0	1,145.00	0.00
	<b>Subtotal:</b>	2	0	0.00%	0	1,145.00	0.00
<b>Total:</b>		25	0	0.00%	0	61,571.00	0.00
Lincoln							
Aviation Gasoline							
	100LL	1	0	0.00%	0	3,200.00	0.00
	<b>Subtotal:</b>	1	0	0.00%	0	3,200.00	0.00
Diesel							
	No. 2D S15, Biodiesel <6%	10	0	0.00%	0	29,967.00	0.00
	<b>Subtotal:</b>	10	0	0.00%	0	29,967.00	0.00
Gasoline							
	Mid Grade Unleaded	7	0	0.00%	0	14,777.00	0.00
	Premium Unleaded	3	0	0.00%	0	3,719.00	0.00
	Regular Unleaded	20	1	5.00%	1	67,582.00	883.00
	<b>Subtotal:</b>	30	1	3.33%	1	86,078.00	883.00
<b>Total:</b>		41	1	2.44%	1	119,245.00	883.00
Loudon							
Diesel							
	No. 2D S15, Biodiesel <6%	16	1	6.25%	1	58,593.00	3,309.00
	<b>Subtotal:</b>	16	1	6.25%	1	58,593.00	3,309.00
Gasoline							
	Mid Grade Unleaded	3	0	0.00%	0	7,680.00	0.00

**County Violation Analysis**

Collected from 7/1/2017 to 6/30/2018

Premium Unleaded	2	0	0.00%	0	9,378.00	0.00
Regular Unleaded	32	1	3.13%	1	161,541.00	1,389.00
<b>Subtotal:</b>	37	1	2.70%	1	178,599.00	1,389.00
<b>Total:</b>	53	2	3.77%	2	237,192.00	4,698.00

Macon

Aviation Gasoline

100LL	1	0	0.00%	0	9,000.00	0.00
<b>Subtotal:</b>	1	0	0.00%	0	9,000.00	0.00

Diesel

No. 2D S15, Biodiesel <6%	10	0	0.00%	0	26,545.00	0.00
<b>Subtotal:</b>	10	0	0.00%	0	26,545.00	0.00

Gasoline

Mid Grade Unleaded	4	0	0.00%	0	11,486.00	0.00
Premium Unleaded	3	0	0.00%	0	3,239.00	0.00
Regular Unleaded	14	0	0.00%	0	47,476.00	0.00
<b>Subtotal:</b>	21	0	0.00%	0	62,201.00	0.00
<b>Total:</b>	32	0	0.00%	0	97,746.00	0.00

Madison

Aviation Gasoline

100LL	1	0	0.00%	0	8,161.00	0.00
<b>Subtotal:</b>	1	0	0.00%	0	8,161.00	0.00





**County Violation Analysis**

Collected from 7/1/2017 to 6/30/2018

Diesel							
No. 2D S15, Biodiesel <6%	31	0	0.00%	0	203,813.00	0.00	
No. 2D S15, Biodiesel 20%	1	0	0.00%	0	6,821.00	0.00	
No. 2D S15, Biodiesel 6-20%	3	1	33.33%	1	63,919.00	3,007.00	
<b>Subtotal:</b>	35	1	2.86%	1	274,553.00	3,007.00	
Ethanol Flex Fuel							
E51-83	3	2	66.67%	2	7,528.00	5,141.00	
<b>Subtotal:</b>	3	2	66.67%	2	7,528.00	5,141.00	
Gasoline							
Mid Grade Unleaded	26	0	0.00%	0	72,853.00	0.00	
Premium Unleaded	44	0	0.00%	0	97,997.00	0.00	
Regular Unleaded	34	0	0.00%	0	249,600.00	0.00	
<b>Subtotal:</b>	104	0	0.00%	0	420,450.00	0.00	
<b>Total:</b>	143	3	2.10%	3	710,692.00	8,148.00	

Marion

Aviation Gasoline							
100LL	1	0	0.00%	0	3,000.00	0.00	
<b>Subtotal:</b>	1	0	0.00%	0	3,000.00	0.00	
Diesel							
No. 2D S15, Biodiesel <6%	14	1	7.14%	1	125,180.00	28,646.00	

**County Violation Analysis**

Collected from 7/1/2017 to 6/30/2018

	<b>Subtotal:</b>	14	1	7.14%	1	125,180.00	28,646.00
Gasoline							
	Mid Grade Unleaded	6	0	0.00%	0	17,461.00	0.00
	Premium Unleaded	4	0	0.00%	0	5,896.00	0.00
	Regular Unleaded	22	1	4.55%	2	99,455.00	2,665.00
	<b>Subtotal:</b>	32	1	3.13%	2	122,812.00	2,665.00
Kerosene							
	No. 1 K	1	0	0.00%	0	420.00	0.00
	<b>Subtotal:</b>	1	0	0.00%	0	420.00	0.00
<b>Total:</b>		48	2	4.17%	3	251,412.00	31,311.00

Marshall

Aviation Gasoline							
	100LL	1	0	0.00%	0	2,700.00	0.00
	<b>Subtotal:</b>	1	0	0.00%	0	2,700.00	0.00
Diesel							
	No. 2D S15, Biodiesel <6%	13	0	0.00%	0	52,365.00	0.00
	<b>Subtotal:</b>	13	0	0.00%	0	52,365.00	0.00
Ethanol Flex Fuel							
	E51-83	1	0	0.00%	0	2,493.00	0.00
	<b>Subtotal:</b>	1	0	0.00%	0	2,493.00	0.00
Gasoline							
	Mid Grade Unleaded	11	0	0.00%	0	26,167.00	0.00
	Premium Unleaded	8	0	0.00%	0	18,558.00	0.00
	Regular Unleaded	11	0	0.00%	0	51,883.00	0.00



Department of  
**Agriculture**

**County Violation Analysis**

Collected from 7/1/2017 to 6/30/2018

	<b>Subtotal:</b>	30	0	0.00%	0	96,608.00	0.00
Kerosene							
	No. 1 K	5	0	0.00%	0	4,218.00	0.00
	<b>Subtotal:</b>	5	0	0.00%	0	4,218.00	0.00
<b>Total:</b>		50	0	0.00%	0	158,384.00	0.00
Maury							
Aviation Gasoline							
	100LL	1	0	0.00%	0	3,736.00	0.00
	<b>Subtotal:</b>	1	0	0.00%	0	3,736.00	0.00
Diesel							
	No. 2D S15, Biodiesel <6%	24	0	0.00%	0	128,891.00	0.00
	No. 2D S15, Biodiesel 6-20%	1	0	100.00%	1	6,412.50	6,412.50
	No. 2D S500, Biodiesel <6%	1	0	0.00%	0	2,912.00	0.00
	<b>Subtotal:</b>	26	1	3.85%	1	138,215.50	6,412.50
Ethanol Flex Fuel							
	E51-83	4	1	25.00%	1	13,641.00	1,906.00
	<b>Subtotal:</b>	4	1	25.00%	1	13,641.00	1,906.00
Gasoline							
	Mid Grade Unleaded	22	0	0.00%	0	61,467.70	0.00
	Premium Unleaded	12	0	0.00%	0	30,901.00	0.00
	Regular Unleaded	28	0	0.00%	0	127,858.00	0.00
	<b>Subtotal:</b>	62	0	0.00%	0	220,226.70	0.00

**County Violation Analysis**

Collected from 7/1/2017 to 6/30/2018

Kerosene							
	No. 1 K	4	0	0.00%	0	2,188.00	0.00
	<b>Subtotal:</b>	4	0	0.00%	0	2,188.00	0.00
<b>Total:</b>		97	2	2.06%	2	378,007.20	8,318.50

McMinn

Aviation Gasoline							
	100LL	1	0	0.00%	0	4,000.00	0.00
	<b>Subtotal:</b>	1	0	0.00%	0	4,000.00	0.00

Diesel							
	No. 2D S15, Biodiesel <6%	16	0	0.00%	0	73,603.00	0.00
	<b>Subtotal:</b>	16	0	0.00%	0	73,603.00	0.00

Ethanol Flex Fuel							
	E51-83	1	0	0.00%	0	3,461.00	0.00
	<b>Subtotal:</b>	1	0	0.00%	0	3,461.00	0.00

Gasoline							
	Mid Grade Unleaded	6	0	0.00%	0	24,827.00	0.00
	Regular Unleaded	30	1	3.33%	1	159,257.00	5,865.00
	<b>Subtotal:</b>	36	1	2.78%	1	184,084.00	5,865.00

Kerosene							
	No. 1 K	3	0	0.00%	0	3,036.00	0.00
	<b>Subtotal:</b>	3	0	0.00%	0	3,036.00	0.00
<b>Total:</b>		57	1	1.75%	1	268,184.00	5,865.00

McNairy

Aviation Gasoline							
	100LL	1	0	0.00%	0	2,900.00	0.00
	<b>Subtotal:</b>	1	0	0.00%	0	2,900.00	0.00



Department of  
**Agriculture**

**County Violation Analysis**

Collected from 7/1/2017 to 6/30/2018

Diesel							
	No. 2D S15, Biodiesel <6%	7	0	0.00%	0	43,374.00	0.00
	<b>Subtotal:</b>	7	0	0.00%	0	43,374.00	0.00
Gasoline							
	Mid Grade Unleaded	6	0	0.00%	0	29,787.00	0.00
	Premium Unleaded	10	0	0.00%	0	30,049.00	0.00
	Regular Unleaded	10	0	0.00%	0	12,198.00	0.00
	<b>Subtotal:</b>	26	0	0.00%	0	72,034.00	0.00
<b>Total:</b>		34	0	0.00%	0	118,308.00	0.00
Meigs							
Diesel							
	No. 2D S15, Biodiesel <6%	6	0	0.00%	0	16,606.00	0.00
	<b>Subtotal:</b>	6	0	0.00%	0	16,606.00	0.00
Gasoline							
	Mid Grade Unleaded	1	0	0.00%	0	598.00	0.00
	Premium Unleaded	2	1	50.00%	1	2,609.00	1,820.00
	Regular Unleaded	9	1	11.11%	2	34,039.00	924.00
	<b>Subtotal:</b>	12	2	16.67%	3	37,246.00	2,744.00
<b>Total:</b>		18	2	11.11%	3	53,852.00	2,744.00
Monroe							
Aviation Gasoline							
	100LL	1	0	0.00%	0	8,600.00	0.00



Department of  
**Agriculture**

**County Violation Analysis**

Collected from 7/1/2017 to 6/30/2018

	<b>Subtotal:</b>	1	0	0.00%	0	8,600.00	0.00
Diesel							
	No. 2D S15, Biodiesel <6%	14	0	0.00%	0	37,921.00	0.00
	<b>Subtotal:</b>	14	0	0.00%	0	37,921.00	0.00
Gasoline							
	Mid Grade Unleaded	7	0	0.00%	0	18,756.00	0.00
	Premium Unleaded	1	0	0.00%	0	2,489.00	0.00
	Regular Unleaded	23	0	0.00%	0	112,695.00	0.00
	<b>Subtotal:</b>	31	0	0.00%	0	133,940.00	0.00
Kerosene							
	No. 1 K	1	0	0.00%	0	845.00	0.00
	<b>Subtotal:</b>	1	0	0.00%	0	845.00	0.00
<b>Total:</b>		47	0	0.00%	0	181,306.00	0.00
Montgomery							
Diesel							
	No. 2D S15, Biodiesel <6%	62	5	8.06%	5	216,731.00	13,200.00
	No. 2D S15, Biodiesel 6-20%	1	0	0.00%	0	1,104.00	0.00
	No. 2D S500, Biodiesel <6%	1	0	0.00%	0	0.00	0.00
	<b>Subtotal:</b>	64	5	7.81%	5	217,835.00	13,200.00

**County Violation Analysis**

Collected from 7/1/2017 to 6/30/2018

Ethanol Flex Fuel							
	E51-83	9	1	11.11%	1	26,211.00	602.00
	<b>Subtotal:</b>	9	1	11.11%	1	26,211.00	602.00
Gasoline							
	Mid Grade Unleaded	27	0	0.00%	0	73,638.00	0.00
	Premium Unleaded	31	1	3.23%	1	91,646.59	2,684.00
	Regular Unleaded	44	1	2.27%	1	211,210.00	2,218.00
	<b>Subtotal:</b>	102	2	1.96%	2	376,494.59	4,902.00
Kerosene							
	No. 1 K	8	0	0.00%	0	9,737.00	0.00
	<b>Subtotal:</b>	8	0	0.00%	0	9,737.00	0.00
<b>Total:</b>		183	8	4.37%	8	630,277.59	18,704.00
Moore							
Diesel							
	No. 2D S15, Biodiesel <6%	2	0	0.00%	0	4,355.00	0.00
	<b>Subtotal:</b>	2	0	0.00%	0	4,355.00	0.00
Gasoline							
	Premium Unleaded	1	0	0.00%	0	3,574.00	0.00
	Regular Unleaded	2	0	0.00%	0	4,798.00	0.00
	<b>Subtotal:</b>	3	0	0.00%	0	8,372.00	0.00
<b>Total:</b>		5	0	0.00%	0	12,727.00	0.00

**County Violation Analysis**

Collected from 7/1/2017 to 6/30/2018

Morgan

Diesel							
No. 2D S15, Biodiesel <6%	9	1	11.11%	1	11,013.00	300.00	
<b>Subtotal:</b>	9	1	11.11%	1	11,013.00	300.00	
Gasoline							
Mid Grade Unleaded	1	0	0.00%	0	1,970.00	0.00	
Premium Unleaded	3	0	0.00%	0	5,012.00	0.00	
Regular Unleaded	16	0	0.00%	0	28,963.00	0.00	
<b>Subtotal:</b>	20	0	0.00%	0	35,945.00	0.00	
Kerosene							
No. 1 K	1	0	0.00%	0	0.00	0.00	
<b>Subtotal:</b>	1	0	0.00%	0	0.00	0.00	
<b>Total:</b>	30	1	3.33%	1	46,958.00	300.00	

Obion

Aviation Gasoline							
100LL	1	0	0.00%	0	4,390.00	0.00	
<b>Subtotal:</b>	1	0	0.00%	0	4,390.00	0.00	
Denat. Fuel EtOH							
E100	3	0	0.00%	0	3,803,293.00	0.00	
<b>Subtotal:</b>	3	0	0.00%	0	3,803,293.00	0.00	
Diesel							
No. 2D S15, Biodiesel <6%	14	0	0.00%	0	52,808.00	0.00	
<b>Subtotal:</b>	14	0	0.00%	0	52,808.00	0.00	



**County Violation Analysis**

Collected from 7/1/2017 to 6/30/2018

Gasoline							
Mid Grade Unleaded	8	0	0.00%	0	18,134.00	0.00	
Premium Unleaded	5	0	0.00%	0	17,173.00	0.00	
Regular Unleaded	16	0	0.00%	0	67,334.00	0.00	
<b>Subtotal:</b>	29	0	0.00%	0	102,641.00	0.00	
Kerosene							
No. 1 K	4	1	25.00%	1	718.00	718.00	
<b>Subtotal:</b>	4	1	25.00%	1	718.00	718.00	
<b>Total:</b>	51	1	1.96%	1	3,963,850.00	718.00	

Overton

Aviation Gasoline							
100LL	1	0	0.00%	0	4,192.00	0.00	
<b>Subtotal:</b>	1	0	0.00%	0	4,192.00	0.00	
Diesel							
No. 2D S15, Biodiesel <6%	13	1	7.69%	1	35,885.00	1,668.00	
<b>Subtotal:</b>	13	1	7.69%	1	35,885.00	1,668.00	
Gasoline							
Mid Grade Unleaded	2	0	0.00%	0	7,633.00	0.00	
Premium Unleaded	6	0	0.00%	0	16,202.00	0.00	
Regular Unleaded	19	0	0.00%	0	43,771.00	0.00	
<b>Subtotal:</b>	27	0	0.00%	0	67,606.00	0.00	
Kerosene							
No. 1 K	3	0	0.00%	0	1,686.00	0.00	
<b>Subtotal:</b>	3	0	0.00%	0	1,686.00	0.00	



**County Violation Analysis**

Collected from 7/1/2017 to 6/30/2018

	<b>Total:</b>	44	1	2.27%	1	109,369.00	1,668.00
Perry							
	Diesel						
	No. 2D S15, Biodiesel <6%	10	0	0.00%	0	17,090.00	0.00
	<b>Subtotal:</b>	10	0	0.00%	0	17,090.00	0.00
	Gasoline						
	Mid Grade Unleaded	4	1	25.00%	1	11,344.00	1,768.00
	Premium Unleaded	3	1	33.33%	1	4,654.00	306.00
	Regular Unleaded	6	0	0.00%	0	20,557.00	0.00
	<b>Subtotal:</b>	13	2	15.38%	2	36,555.00	2,074.00
	Kerosene						
	No. 1 K	3	0	0.00%	0	1,627.00	0.00
	<b>Subtotal:</b>	3	0	0.00%	0	1,627.00	0.00
	<b>Total:</b>	26	2	7.69%	2	55,272.00	2,074.00
Pickett							
	Diesel						
	No. 2D S15, Biodiesel <6%	3	0	0.00%	0	7,196.00	0.00
	<b>Subtotal:</b>	3	0	0.00%	0	7,196.00	0.00
	Gasoline						
	Mid Grade Unleaded	1	0	0.00%	0	1,674.00	0.00
	Premium Unleaded	2	0	0.00%	0	3,137.00	0.00
	Regular Unleaded	8	0	0.00%	0	25,438.00	0.00



Department of  
**Agriculture**

**County Violation Analysis**

Collected from 7/1/2017 to 6/30/2018

	<b>Subtotal:</b>	11	0	0.00%	0	30,249.00	0.00
	<b>Total:</b>	14	0	0.00%	0	37,445.00	0.00
Polk							
	Diesel						
	No. 2D S15, Biodiesel <6%	4	0	0.00%	0	11,630.00	0.00
	<b>Subtotal:</b>	4	0	0.00%	0	11,630.00	0.00
	Gasoline						
	Mid Grade Unleaded	1	0	100.00%	1	2,952.00	2,952.00
	Premium Unleaded	1	0	0.00%	0	1,977.00	0.00
	Regular Unleaded	7	0	0.00%	0	32,675.00	0.00
	<b>Subtotal:</b>	9	1	11.11%	1	37,604.00	2,952.00
	Kerosene						
	No. 1 K	2	0	0.00%	0	1,257.00	0.00
	<b>Subtotal:</b>	2	0	0.00%	0	1,257.00	0.00
	<b>Total:</b>	15	1	6.67%	1	50,491.00	2,952.00
Putnam							
	Diesel						
	No. 2D S15, Biodiesel <6%	35	5	14.29%	5	139,944.00	26,049.00
	No. 2D S15, Biodiesel 6-20%	1	0	0.00%	0	25,600.00	0.00
	<b>Subtotal:</b>	36	5	13.89%	5	165,544.00	26,049.00



**County Violation Analysis**

Collected from 7/1/2017 to 6/30/2018

Ethanol Flex Fuel							
	E51-83	2	1	50.00%	1	2,135.00	348.00
	<b>Subtotal:</b>	2	1	50.00%	1	2,135.00	348.00
Gasoline							
	Mid Grade Unleaded	8	0	0.00%	0	15,896.00	0.00
	Premium Unleaded	12	0	0.00%	0	22,275.00	0.00
	Regular Unleaded	32	0	0.00%	0	116,527.00	0.00
	<b>Subtotal:</b>	52	0	0.00%	0	154,698.00	0.00
Kerosene							
	No. 1 K	2	0	0.00%	0	2,422.00	0.00
	<b>Subtotal:</b>	2	0	0.00%	0	2,422.00	0.00
<b>Total:</b>		92	6	6.52%	6	324,799.00	26,397.00
Rhea							
Diesel							
	No. 2D S15, Biodiesel <6%	7	0	0.00%	0	23,364.00	0.00
	<b>Subtotal:</b>	7	0	0.00%	0	23,364.00	0.00
Gasoline							
	Mid Grade Unleaded	3	0	0.00%	0	5,818.00	0.00
	Regular Unleaded	20	1	5.00%	1	70,724.00	2,978.00
	<b>Subtotal:</b>	23	1	4.35%	1	76,542.00	2,978.00
Kerosene							
	No. 1 K	1	0	0.00%	0	986.00	0.00
	<b>Subtotal:</b>	1	0	0.00%	0	986.00	0.00
<b>Total:</b>		31	1	3.23%	1	100,892.00	2,978.00



**County Violation Analysis**

Collected from 7/1/2017 to 6/30/2018

Roane

Diesel							
No. 2D S15, Biodiesel <6%	19	0	0.00%	0	36,669.00	0.00	
<b>Subtotal:</b>	19	0	0.00%	0	36,669.00	0.00	
Ethanol Flex Fuel							
E51-83	1	0	100.00%	1	2,299.00	2,299.00	
<b>Subtotal:</b>	1	0	100.00%	1	2,299.00	2,299.00	
Gasoline							
Mid Grade Unleaded	7	0	0.00%	0	18,964.00	0.00	
Premium Unleaded	13	0	0.00%	0	28,676.00	0.00	
Regular Unleaded	19	0	0.00%	0	81,842.00	0.00	
<b>Subtotal:</b>	39	0	0.00%	0	129,482.00	0.00	
Kerosene							
No. 1 K	2	0	0.00%	0	2,686.00	0.00	
<b>Subtotal:</b>	2	0	0.00%	0	2,686.00	0.00	
<b>Total:</b>	61	1	1.64%	1	171,136.00	2,299.00	

Robertson

Aviation Gasoline							
100LL	1	0	0.00%	0	992.00	0.00	
<b>Subtotal:</b>	1	0	0.00%	0	992.00	0.00	
Diesel							
No. 2D S15, Biodiesel <6%	26	0	0.00%	0	106,354.00	0.00	



Department of  
**Agriculture**

**County Violation Analysis**

Collected from 7/1/2017 to 6/30/2018

No. 2D S15, Biodiesel 6-20%	1	0	0.00%	0	31,670.00	0.00
<b>Subtotal:</b>	27	0	0.00%	0	138,024.00	0.00
Ethanol Flex Fuel						
E51-83	4	1	25.00%	1	9,832.00	751.00
<b>Subtotal:</b>	4	1	25.00%	1	9,832.00	751.00
Gasoline						
Mid Grade Unleaded	8	0	0.00%	0	27,586.00	0.00
Premium Unleaded	9	0	0.00%	0	19,134.00	0.00
Regular Unleaded	35	0	0.00%	0	181,542.00	0.00
<b>Subtotal:</b>	52	0	0.00%	0	228,262.00	0.00
Kerosene						
No. 1 K	8	0	0.00%	0	2,841.00	0.00
<b>Subtotal:</b>	8	0	0.00%	0	2,841.00	0.00
<b>Total:</b>	92	1	1.09%	1	379,951.00	751.00

Rutherford

Aviation Gasoline						
100LL	4	0	0.00%	0	22,894.00	0.00
<b>Subtotal:</b>	4	0	0.00%	0	22,894.00	0.00
Diesel						
No. 2D S15, Biodiesel <6%	74	0	0.00%	0	513,171.00	0.00
No. 2D S500, Biodiesel <6%	4	1	25.00%	1	12,535.00	581.00

**County Violation Analysis**

Collected from 7/1/2017 to 6/30/2018

<b>Subtotal:</b>	78	1	1.28%	1	525,706.00	581.00
Ethanol Flex Fuel						
E51-83	25	11	44.00%	11	53,675.00	23,839.00
<b>Subtotal:</b>	25	11	44.00%	11	53,675.00	23,839.00
Gasoline						
Mid Grade Unleaded	19	1	5.26%	1	61,298.00	1,091.00
Premium Unleaded	34	1	2.94%	2	109,509.00	3,002.00
Regular Unleaded	84	0	0.00%	0	567,321.00	0.00
<b>Subtotal:</b>	137	2	1.46%	3	738,128.00	4,093.00
Kerosene						
No. 1 K	6	0	0.00%	0	6,872.00	0.00
<b>Subtotal:</b>	6	0	0.00%	0	6,872.00	0.00
<b>Total:</b>	250	14	5.60%	15	1,347,275.00	28,513.00

Scott

Aviation Gasoline						
100LL	1	0	0.00%	0	6,000.00	0.00
<b>Subtotal:</b>	1	0	0.00%	0	6,000.00	0.00
Diesel						
No. 2D S15, Biodiesel <6%	11	0	0.00%	0	31,101.00	0.00
<b>Subtotal:</b>	11	0	0.00%	0	31,101.00	0.00
Gasoline						
Mid Grade Unleaded	5	0	0.00%	0	11,432.00	0.00
Premium Unleaded	2	0	0.00%	0	3,683.00	0.00
Regular Unleaded	12	0	0.00%	0	50,455.00	0.00



Department of  
**Agriculture**

**County Violation Analysis**

Collected from 7/1/2017 to 6/30/2018

	<b>Subtotal:</b>	19	0	0.00%	0	65,570.00	0.00
<b>Total:</b>		31	0	0.00%	0	102,671.00	0.00
Sequatchie							
Diesel							
	No. 2D S15, Biodiesel <6%	5	0	0.00%	0	14,871.00	0.00
	<b>Subtotal:</b>	5	0	0.00%	0	14,871.00	0.00
Gasoline							
	Premium Unleaded	1	0	0.00%	0	3,706.00	0.00
	Regular Unleaded	6	0	0.00%	0	20,763.00	0.00
	<b>Subtotal:</b>	7	0	0.00%	0	24,469.00	0.00
<b>Total:</b>		12	0	0.00%	0	39,340.00	0.00
Sevier							
Aviation Gasoline							
	100LL	1	0	0.00%	0	5,378.00	0.00
	<b>Subtotal:</b>	1	0	0.00%	0	5,378.00	0.00
Diesel							
	No. 2D S15, Biodiesel <6%	36	0	0.00%	0	92,980.00	0.00
	No. 2D S500, Biodiesel <6%	1	0	0.00%	0	3,600.00	0.00
	<b>Subtotal:</b>	37	0	0.00%	0	96,580.00	0.00
Gasoline							
	Mid Grade Unleaded	4	0	0.00%	0	7,500.00	0.00



**County Violation Analysis**

Collected from 7/1/2017 to 6/30/2018

Premium Unleaded	18	0	0.00%	0	61,000.00	0.00
Regular Unleaded	54	1	1.85%	1	290,210.00	4,600.00
<b>Subtotal:</b>	76	1	1.32%	1	358,710.00	4,600.00
Gasoline Blend Stock						
Premium Blend Stock	1	0	0.00%	0	3,600.00	0.00
<b>Subtotal:</b>	1	0	0.00%	0	3,600.00	0.00
Jet Fuel						
JA	1	0	0.00%	0	3,686.00	0.00
<b>Subtotal:</b>	1	0	0.00%	0	3,686.00	0.00
Kerosene						
No. 1 K	1	0	0.00%	0	770.00	0.00
<b>Subtotal:</b>	1	0	0.00%	0	770.00	0.00
<b>Total:</b>	117	1	0.85%	1	468,724.00	4,600.00

Shelby

Aviation Gasoline						
100LL	5	0	0.00%	0	389,068.00	0.00
<b>Subtotal:</b>	5	0	0.00%	0	389,068.00	0.00
Biodiesel						
1 BDDBS S15	2	0	0.00%	0	1,057,266.00	0.00
<b>Subtotal:</b>	2	0	0.00%	0	1,057,266.00	0.00
Denat. Fuel EtOH						
E100	3	0	0.00%	0	2,697,996.00	0.00
<b>Subtotal:</b>	3	0	0.00%	0	2,697,996.00	0.00

**County Violation Analysis**

Collected from 7/1/2017 to 6/30/2018

Diesel							
No. 2D S15, Biodiesel <6%	182	31	17.03%	32	5,105,382.00	90,998.00	
No. 2D S15, Biodiesel 6-20%	9	2	22.22%	3	71,554.00	3,132.00	
<b>Subtotal:</b>	191	33	17.28%	35	5,176,936.00	94,130.00	
Gasoline							
Mid Grade Unleaded	152	4	2.63%	5	428,337.00	6,786.00	
Premium Unleaded	196	4	2.04%	6	1,128,774.61	6,242.00	
Regular Unleaded	236	5	2.12%	12	4,515,668.68	26,513.00	
<b>Subtotal:</b>	584	13	2.23%	23	6,072,780.28	39,541.00	
Gasoline Blend Stock							
Premium Blend Stock	2	0	0.00%	0	668,682.00	0.00	
Regular Blend Stock	3	0	0.00%	0	3,130,680.00	0.00	
<b>Subtotal:</b>	5	0	0.00%	0	3,799,362.00	0.00	
Jet Fuel							
JA	2	0	0.00%	0	3,070,107.00	0.00	
<b>Subtotal:</b>	2	0	0.00%	0	3,070,107.00	0.00	
Kerosene							
No. 1 K	4	0	0.00%	0	4,647.00	0.00	
<b>Subtotal:</b>	4	0	0.00%	0	4,647.00	0.00	
<b>Total:</b>	796	46	5.78%	59	22,268,162.28	133,671.00	

**County Violation Analysis**

Collected from 7/1/2017 to 6/30/2018

Smith

Diesel							
No. 2D S15, Biodiesel <6%	11	0	0.00%	0	57,684.00	0.00	
<b>Subtotal:</b>	11	0	0.00%	0	57,684.00	0.00	
Gasoline							
Mid Grade Unleaded	3	0	0.00%	0	5,622.00	0.00	
Regular Unleaded	20	1	5.00%	2	87,102.00	3,752.00	
<b>Subtotal:</b>	23	1	4.35%	2	92,724.00	3,752.00	
<b>Total:</b>	34	1	2.94%	2	150,408.00	3,752.00	

Stewart

Diesel							
No. 2D S15, Biodiesel <6%	16	2	12.50%	2	22,408.00	1,430.00	
<b>Subtotal:</b>	16	2	12.50%	2	22,408.00	1,430.00	
Gasoline							
Mid Grade Unleaded	6	0	0.00%	0	11,402.00	0.00	
Premium Unleaded	2	0	0.00%	0	1,955.00	0.00	
Regular Unleaded	13	0	0.00%	0	19,087.00	0.00	
<b>Subtotal:</b>	21	0	0.00%	0	32,444.00	0.00	
Kerosene							
No. 1 K	3	0	0.00%	0	2,102.00	0.00	
<b>Subtotal:</b>	3	0	0.00%	0	2,102.00	0.00	
<b>Total:</b>	40	2	5.00%	2	56,954.00	1,430.00	



Department of  
**Agriculture**

**County Violation Analysis**

Collected from 7/1/2017 to 6/30/2018

Sullivan

Aviation Gasoline

100LL	1	0	0.00%	0	9,500.00	0.00
<b>Subtotal:</b>	1	0	0.00%	0	9,500.00	0.00

Diesel

No. 2D S15, Biodiesel <6%	36	0	0.00%	0	98,837.00	0.00
No. 2D S15, Biodiesel 6-20%	2	0	0.00%	0	3,936.00	0.00
<b>Subtotal:</b>	38	0	0.00%	0	102,773.00	0.00

Gasoline

Mid Grade Unleaded	4	1	25.00%	2	5,459.00	0.00
Premium Unleaded	18	1	5.56%	2	40,017.00	380.00
Regular Unleaded	74	3	4.05%	3	405,555.00	5,098.00
<b>Subtotal:</b>	96	5	5.21%	7	451,031.00	5,478.00

Kerosene

No. 1 K	2	0	0.00%	0	1,201.00	0.00
<b>Subtotal:</b>	2	0	0.00%	0	1,201.00	0.00
<b>Total:</b>	137	5	3.65%	7	564,505.00	5,478.00

Sumner

Aviation Gasoline

100LL	2	0	0.00%	0	8,487.00	0.00
<b>Subtotal:</b>	2	0	0.00%	0	8,487.00	0.00

**County Violation Analysis**

Collected from 7/1/2017 to 6/30/2018

Diesel							
	No. 2D S15, Biodiesel <6%	48	0	0.00%	0	121,631.00	0.00
<b>Subtotal:</b>		48	0	0.00%	0	121,631.00	0.00
Ethanol Flex Fuel							
	E15	1	0	0.00%	0	1,545.00	0.00
	E51-83	6	2	33.33%	2	15,980.00	2,518.00
<b>Subtotal:</b>		7	2	28.57%	2	17,525.00	2,518.00
Gasoline							
	Mid Grade Unleaded	26	0	0.00%	0	78,461.00	0.00
	Premium Unleaded	21	1	4.76%	1	49,201.00	1,297.00
	Regular Unleaded	67	2	2.99%	4	305,170.00	2,655.00
<b>Subtotal:</b>		114	3	2.63%	5	432,832.00	3,952.00
Kerosene							
	No. 1 K	7	0	0.00%	0	5,287.00	0.00
<b>Subtotal:</b>		7	0	0.00%	0	5,287.00	0.00
<b>Total:</b>		178	5	2.81%	7	585,762.00	6,470.00

Tipton

Aviation Gasoline							
	100LL	1	0	0.00%	0	3,108.00	0.00
<b>Subtotal:</b>		1	0	0.00%	0	3,108.00	0.00
Diesel							
	No. 2D S15, Biodiesel <6%	12	0	0.00%	0	39,330.00	0.00



Department of  
**Agriculture**

**County Violation Analysis**

Collected from 7/1/2017 to 6/30/2018

	No. 2D S15, Biodiesel 6-20%	2	0	0.00%	0	3,934.00	0.00
	<b>Subtotal:</b>	14	0	0.00%	0	43,264.00	0.00
Gasoline							
	Mid Grade Unleaded	12	0	0.00%	0	41,679.00	0.00
	Premium Unleaded	13	0	0.00%	0	16,287.00	0.00
	Regular Unleaded	17	1	5.88%	1	78,656.00	4,392.00
	<b>Subtotal:</b>	42	1	2.38%	1	136,622.00	4,392.00
<b>Total:</b>		57	1	1.75%	1	182,994.00	4,392.00

Trousdale

Diesel							
	No. 2D S15, Biodiesel <6%	3	0	0.00%	0	12,685.00	0.00
	<b>Subtotal:</b>	3	0	0.00%	0	12,685.00	0.00
Gasoline							
	Mid Grade Unleaded	1	0	0.00%	0	3,252.00	0.00
	Premium Unleaded	3	0	0.00%	0	7,046.00	0.00
	Regular Unleaded	5	0	0.00%	0	15,650.00	0.00
	<b>Subtotal:</b>	9	0	0.00%	0	25,948.00	0.00
<b>Total:</b>		12	0	0.00%	0	38,633.00	0.00

**County Violation Analysis**

Collected from 7/1/2017 to 6/30/2018

Unicoi

Diesel							
No. 2D S15, Biodiesel <6%	5	0	0.00%	0	10,897.00	0.00	
<b>Subtotal:</b>	5	0	0.00%	0	10,897.00	0.00	
Gasoline							
Mid Grade Unleaded	2	0	0.00%	0	2,553.00	0.00	
Premium Unleaded	1	0	0.00%	0	1,890.00	0.00	
Regular Unleaded	6	0	0.00%	0	39,102.00	0.00	
<b>Subtotal:</b>	9	0	0.00%	0	43,545.00	0.00	
<b>Total:</b>	14	0	0.00%	0	54,442.00	0.00	

Union

Diesel							
No. 2D S15, Biodiesel <6%	5	0	0.00%	0	8,856.00	0.00	
<b>Subtotal:</b>	5	0	0.00%	0	8,856.00	0.00	
Gasoline							
Mid Grade Unleaded	1	0	0.00%	0	3,287.00	0.00	
Premium Unleaded	4	0	0.00%	0	8,535.00	0.00	
Regular Unleaded	2	0	0.00%	0	4,289.00	0.00	
<b>Subtotal:</b>	7	0	0.00%	0	16,111.00	0.00	
<b>Total:</b>	12	0	0.00%	0	24,967.00	0.00	

**County Violation Analysis**

Collected from 7/1/2017 to 6/30/2018

Van Buren

Diesel							
No. 2D S15, Biodiesel <6%	4	0	0.00%	0	6,884.00	0.00	
<b>Subtotal:</b>	4	0	0.00%	0	6,884.00	0.00	
Gasoline							
Mid Grade Unleaded	2	0	0.00%	0	2,032.00	0.00	
Regular Unleaded	2	0	0.00%	0	3,129.00	0.00	
<b>Subtotal:</b>	4	0	0.00%	0	5,161.00	0.00	
<b>Total:</b>	8	0	0.00%	0	12,045.00	0.00	

Warren

Aviation Gasoline							
100LL	1	0	0.00%	0	4,200.00	0.00	
<b>Subtotal:</b>	1	0	0.00%	0	4,200.00	0.00	
Diesel							
No. 2D S15, Biodiesel <6%	27	2	7.41%	2	62,062.00	3,452.00	
<b>Subtotal:</b>	27	2	7.41%	2	62,062.00	3,452.00	
Gasoline							
Mid Grade Unleaded	6	0	0.00%	0	10,417.00	0.00	
Premium Unleaded	9	0	0.00%	0	15,234.00	0.00	
Regular Unleaded	24	0	0.00%	0	73,327.00	0.00	
<b>Subtotal:</b>	39	0	0.00%	0	98,978.00	0.00	





Department of  
**Agriculture**

**County Violation Analysis**

Collected from 7/1/2017 to 6/30/2018

Kerosene							
	No. 1 K	3	0	0.00%	0	738.00	0.00
	<b>Subtotal:</b>	3	0	0.00%	0	738.00	0.00
<b>Total:</b>		70	2	2.86%	2	165,978.00	3,452.00
Washington							
Diesel							
	No. 2D S15, Biodiesel <6%	30	0	0.00%	0	80,688.00	0.00
	<b>Subtotal:</b>	30	0	0.00%	0	80,688.00	0.00
Gasoline							
	Mid Grade Unleaded	5	0	0.00%	0	7,657.00	0.00
	Premium Unleaded	12	0	0.00%	0	27,477.00	0.00
	Regular Unleaded	54	0	0.00%	0	364,061.00	0.00
	<b>Subtotal:</b>	71	0	0.00%	0	399,195.00	0.00
Kerosene							
	No. 1 K	2	0	0.00%	0	1,070.00	0.00
	<b>Subtotal:</b>	2	0	0.00%	0	1,070.00	0.00
<b>Total:</b>		103	0	0.00%	0	480,953.00	0.00
Wayne							
Diesel							
	No. 2D S15, Biodiesel <6%	5	0	0.00%	0	17,122.00	0.00
	No. 2D S500, Biodiesel <6%	1	0	0.00%	0	589.30	0.00



Department of  
**Agriculture**

**County Violation Analysis**

Collected from 7/1/2017 to 6/30/2018

	No. 2D S500, Biodiesel 6-20%	1	0	0.00%	0	1,037.00	0.00
	<b>Subtotal:</b>	7	0	0.00%	0	18,748.30	0.00
Gasoline							
	Mid Grade Unleaded	2	0	0.00%	0	4,791.30	0.00
	Premium Unleaded	5	0	0.00%	0	4,927.62	0.00
	Regular Unleaded	8	0	0.00%	0	31,322.20	0.00
	<b>Subtotal:</b>	15	0	0.00%	0	41,041.12	0.00
Kerosene							
	No. 1 K	3	0	0.00%	0	1,489.00	0.00
	<b>Subtotal:</b>	3	0	0.00%	0	1,489.00	0.00
<b>Total:</b>		25	0	0.00%	0	61,278.42	0.00
Weakley							
Diesel							
	No. 2D S15, Biodiesel <6%	15	0	0.00%	0	47,247.00	0.00
	No. 2D S15, Biodiesel 6-20%	2	0	0.00%	0	2,990.00	0.00
	<b>Subtotal:</b>	17	0	0.00%	0	50,237.00	0.00
Gasoline							
	Mid Grade Unleaded	6	0	0.00%	0	17,673.00	0.00
	Premium Unleaded	6	0	0.00%	0	11,967.00	0.00
	Regular Unleaded	5	1	20.00%	1	7,624.00	298.00



Department of  
**Agriculture**

**County Violation Analysis**

Collected from 7/1/2017 to 6/30/2018

	<b>Subtotal:</b>	17	1	5.88%	1	37,264.00	298.00
<b>Total:</b>		34	1	2.94%	1	87,501.00	298.00

White

Aviation Gasoline

	100LL	1	0	0.00%	0	3,576.00	0.00
	<b>Subtotal:</b>	1	0	0.00%	0	3,576.00	0.00

Diesel

	No. 2D S15, Biodiesel <6%	15	0	0.00%	0	29,651.00	0.00
	<b>Subtotal:</b>	15	0	0.00%	0	29,651.00	0.00

Gasoline

	Mid Grade Unleaded	2	0	0.00%	0	2,730.00	0.00
	Premium Unleaded	5	0	0.00%	0	7,131.00	0.00
	Regular Unleaded	15	0	0.00%	0	61,829.00	0.00
	<b>Subtotal:</b>	22	0	0.00%	0	71,690.00	0.00
<b>Total:</b>		38	0	0.00%	0	104,917.00	0.00

Williamson

Diesel

	No. 2D S15, Biodiesel <6%	36	1	2.78%	1	171,304.00	1,642.00
	No. 2D S15, Biodiesel 20%	1	0	0.00%	0	2,725.00	0.00
	No. 2D S500, Biodiesel <6%	1	0	0.00%	0	3,232.00	0.00

**County Violation Analysis**

Collected from 7/1/2017 to 6/30/2018

	<b>Subtotal:</b>	38	1	2.63%	1	177,261.00	1,642.00
Ethanol Flex Fuel							
	E51-83	3	0	0.00%	0	18,169.00	0.00
	<b>Subtotal:</b>	3	0	0.00%	0	18,169.00	0.00
Gasoline							
	Mid Grade Unleaded	11	0	0.00%	0	43,120.00	0.00
	Premium Unleaded	24	0	0.00%	0	80,238.10	0.00
	Regular Unleaded	36	0	0.00%	0	336,546.00	0.00
	<b>Subtotal:</b>	71	0	0.00%	0	459,904.10	0.00
Kerosene							
	No. 1 K	1	0	0.00%	0	346.00	0.00
	<b>Subtotal:</b>	1	0	0.00%	0	346.00	0.00
<b>Total:</b>		113	1	0.88%	1	655,680.10	1,642.00
Wilson							
Aviation Gasoline							
	100LL	1	0	0.00%	0	5,032.00	0.00
	<b>Subtotal:</b>	1	0	0.00%	0	5,032.00	0.00
Diesel							
	No. 2D S15, Biodiesel <6%	42	4	9.52%	4	154,601.00	4,624.00
	No. 2D S15, Biodiesel 20%	1	0	0.00%	0	2,402.00	0.00
	No. 2D S500, Biodiesel 6-20%	1	0	0.00%	0	7,795.00	0.00
	<b>Subtotal:</b>	44	4	9.09%	4	164,798.00	4,624.00

**County Violation Analysis**

Collected from 7/1/2017 to 6/30/2018

Ethanol Flex Fuel							
	E51-83	6	2	33.33%	2	11,396.00	5,393.00
	<b>Subtotal:</b>	6	2	33.33%	2	11,396.00	5,393.00
Gasoline							
	Mid Grade Unleaded	14	1	7.14%	1	45,444.00	2,803.00
	Premium Unleaded	12	0	0.00%	0	55,573.00	0.00
	Regular Unleaded	44	1	2.27%	3	191,848.00	9,163.00
	<b>Subtotal:</b>	70	2	2.86%	4	292,865.00	11,966.00
Kerosene							
	No. 1 K	3	1	33.33%	2	4,133.00	1,216.00
	<b>Subtotal:</b>	3	1	33.33%	2	4,133.00	1,216.00
	<b>Total:</b>	124	9	7.26%	12	478,224.00	23,199.00
	<b>GRAND TOTAL:</b>	<b>6,913</b>	<b>251</b>	<b>3.63%</b>	<b>314</b>	<b>129,776,824.64</b>	<b>1,497,228.50</b>



## **KEROSENE AND MOTOR FUEL ENFORCEMENT SUMMARY**

**7/1/2017 – 6/30/2018**

### **Civil Penalties:**

Total Penalties Issued:	141
Amount Issued:	\$89,126.86
Total Collections:	\$87,146.86

### **Product Stop Sales:**

Total Stop Sales:	171
Total Gallons Stop Sold:	665,980

### **Administrative Hearings**

There were no administrative hearings held in FY '18. All cases were settled without a formal legal hearing.