

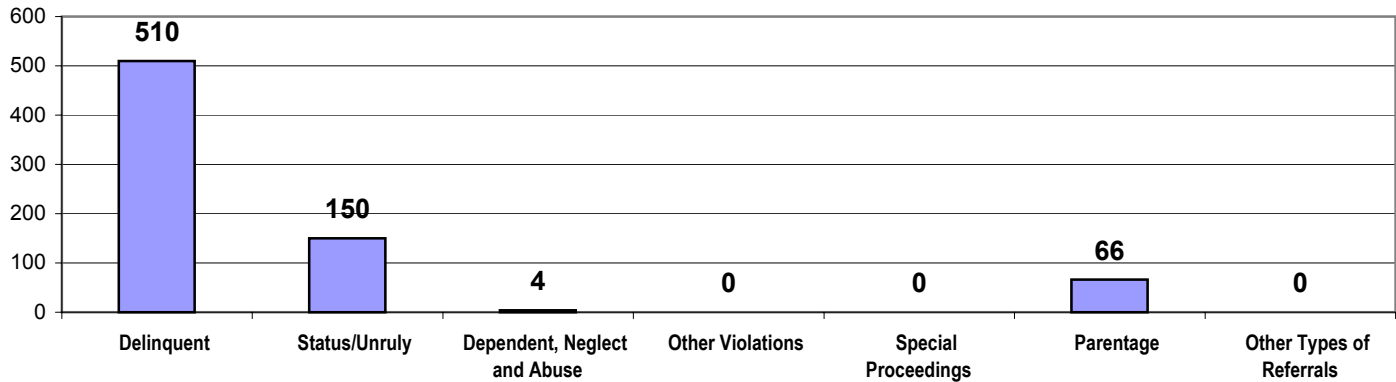
**Tennessee Council of Juvenile and Family Court Judges
 Second Quarter Summary Report
 Based On Number of Reported Cases
 April - June 2003**

Juvenile Court **Montgomery**
 Court Number **63**

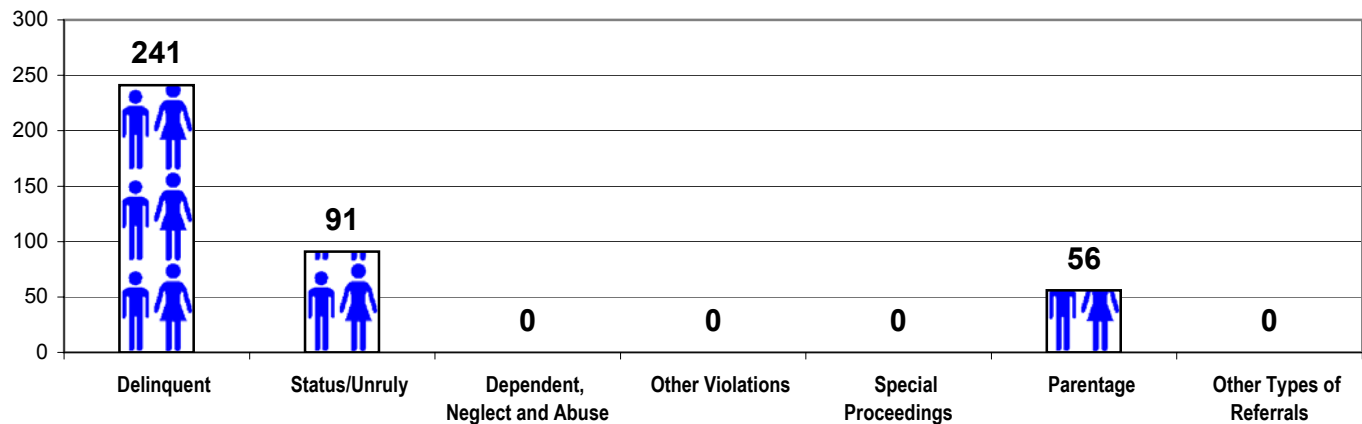
Mid-Cumberland Region

546 Cases Were Disposed Of Or Adjusted
 Affecting **363 Children** Who had **730 Referrals**

Number of Referrals April - June 2003 Montgomery



Individual Children April - June 2003 Montgomery



Referrals	Individual Children	(NOTE: Children can appear in multiple categories)
510	241	Delinquent
150	91	Status/Unruly
4	0	Dependent, Neglect and Abuse
0	0	Other Violations
0	0	Special Proceedings
66	56	Parentage
0	0	Other Types of Referrals
730		Total

Of the **546 Cases, There Were**
730 Referral Sources

Referral Source

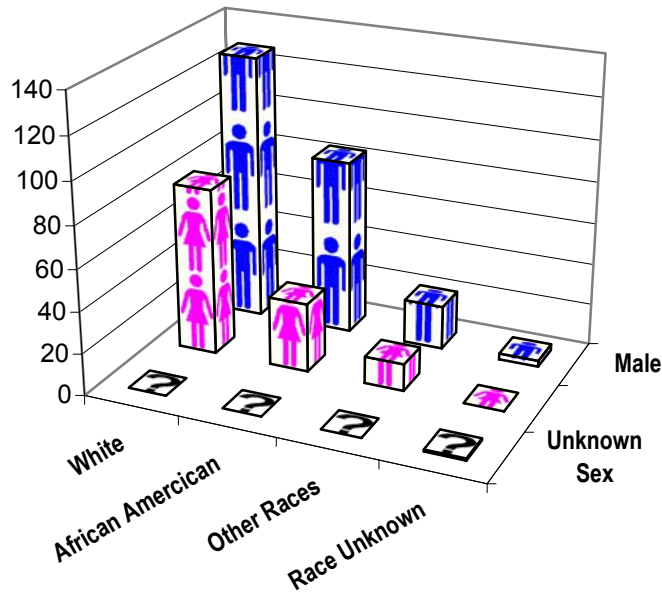
518	71.0%	Were Referred By Law Enforcement
73	10.0%	Were Referred By Parents
25	3.4%	Were Referred By Relatives
0	0.0%	Were Referred By Self
40	5.5%	Were Referred By School
1	0.1%	Were Referred By CSA
26	3.6%	Were Referred By DCS
0	0.0%	Were Referred By Other State Departments
0	0.0%	Were Referred By District Attorney's Office
19	2.6%	Were Referred By Court Staff
0	0.0%	Were Referred By Social Agency
0	0.0%	Were Referred By Other Court
24	3.3%	Were Referred By Victim
0	0.0%	Were Referred By Child & Parent
0	0.0%	Were Referred By Hospital
0	0.0%	Were Unknown
4	0.5%	Other
730	100.0%	Total

Of the **546 Cases, There Were**
730 Intake Actions

Intake Actions

300	41.1%	Petition Filed
5	0.7%	Motion Filed
425	58.2%	Citation Processed
0	0.0%	Notification of Acknowledgement of Paternity Processed
0	0.0%	Scheduling of Judicial Review
0	0.0%	Scheduling of Administrative Review
0	0.0%	Scheduling of Foster Care Review
0	0.0%	Other
0	0.0%	Unknown
0	0.0%	Does Not Apply
730	100.0%	Total

Number of Children by Sex and Race April - June 2003 Montgomery



Male	% of Male Children	Female	% of Female Children	Unknown Sex	% of Unknown Sex		Total by Race	% of Race
128	54.24%	80	63.49%	0	0.00%	White	208	57.30%
84	35.59%	33	26.19%	0	0.00%	African American	117	32.23%
21	8.90%	13	10.32%	0	0.00%	Other Races	34	9.37%
3	1.27%	0	0.00%	1	100.00%	Race Unknown	4	1.10%
236	100.00%	126	100.0%	1	100.00%	Total by Sex		
236	65.01%	126	34.71%	1	0.28%	% of Total Children		
363 Total								

(NOTE: Higher number of Children when counting by Sex and Race indicates records sent to TCJFCJ had conflicting demographic information)

Age of Child At Referral

29	8.0%	Birth Through Age 10
37	10.2%	Ages 11 Through 12
71	19.6%	Ages 13 Through 14
128	35.3%	Ages 15 Through 16
97	26.7%	Age 17 Through 18
0	0.0%	Age 19 And Over
1	0.3%	Unknown/Not Reported
363	100.0%	Total

Of the 363 Children Referred
 18 5.0% Were Of Hispanic Origin

Living Arrangement of Child At Time of Referral

113	31.1%	Living With Both Biological Parents
11	3.0%	Living With Father And Stepmother
52	14.3%	Living With Mother And Stepfather
104	28.7%	Living With Mother
24	6.6%	Living With Father
46	12.7%	Living With Relatives
1	0.3%	Living With Adoptive Parents
3	0.8%	Living With Foster Family
1	0.3%	Living In A Group Home
1	0.3%	Living In A Residential Center
0	0.0%	Living In An Institution
0	0.0%	Living Independently
2	0.6%	Unknown
5	1.4%	Other
363	100.0%	Total

Type Of Detention

1	0.2%	Non-Secure Placement
63	11.5%	Juvenile Detention Facility
0	0.0%	Jail - Complete Separation
0	0.0%	Jail - Partial Separation
0	0.0%	Jail - No Separation
0	0.0%	Psychiatric Hospital
0	0.0%	Unknown
482	88.3%	Does Not Apply
0	0.0%	Other
546	100.0%	Total

Placement After Secure Detention Hearing

35	6.4%	Returned To Prior Living Arrangement
27	4.9%	Juvenile Detention Facility
0	0.0%	Jail
0	0.0%	Shelter Facility/Group Home
0	0.0%	Foster Family
2	0.4%	Psychiatric Hospital
0	0.0%	Unknown
482	88.3%	Does Not Apply
0	0.0%	Other
546	100.0%	Total

School Enrollment of Child

326	89.8%	Were Enrolled In School
20	5.5%	Were Not Enrolled In School
17	4.7%	Unknown
363	100.0%	Total

Last Grade Completed By Child

13	3.6%	Too Young For School
1	0.3%	Pre-School
2	0.6%	Finished Kindergarten
3	0.8%	Finished Grade 1
1	0.3%	Finished Grade 2
6	1.7%	Finished Grade 3
5	1.4%	Finished Grade 4
21	5.8%	Finished Grade 5
29	8.0%	Finished Grade 6
41	11.3%	Finished Grade 7
60	16.5%	Finished Grade 8
59	16.3%	Finished Grade 9
55	15.2%	Finished Grade 10
28	7.7%	Finished Grade 11
4	1.1%	Finished Grade 12
1	0.3%	Non-graded Special Education
2	0.6%	GED
0	0.0%	Graduated
0	0.0%	Never Been In School
32	8.8%	Unknown
363	100.0%	Total

Enrolled In Special Education

4	1.1%	Were Enrolled In Special Education
326	89.8%	Not Enrolled In Special Education
33	9.1%	Unknown
363	100.0%	Total

NOTE: In 2002 the Case Outcomes data was created so that each Juvenile is only counted "One time per Disposition Date with that particular Outcome". This will result in lower totals than past years (if comparing to previous Summaries and Reports), however this will reflect a more accurate number of Outcomes that were ordered per Court Hearing (Disposition Date).

The Following Are The	1,228	Specific Case Outcomes
70	5.70%	Case Dismissed
1	0.08%	Case Retired or <i>Nolle Prosequi</i>
172	14.01%	Warned/Counseled
36	2.93%	Held Open For Review
75	6.11%	Supervision/Probation To Juvenile Court
37	3.01%	Probation To Parents
16	1.30%	Referral To Another Entity For Supervision/Service
10	0.81%	Referred For Mental Health Counseling
18	1.47%	Referred For Alcohol and Drug Counseling
9	0.73%	Referred To Alternative School
0	0.00%	Referred To Private Child Agency
102	8.31%	Referred To Defensive Driving School
1	0.08%	Referred To Alcohol Safety School
89	7.25%	Referred To Juvenile Court Education-Based Program
34	2.77%	Driver's License Held Informally
0	0.00%	Voluntary Placement With DMHMR
2	0.16%	Private Mental Health Placement
0	0.00%	Private Mental Retardation Placement
2	0.16%	Placement with City/County/Agency/Facility
1	0.08%	Placement with Relative/Other Individual
42	3.42%	Fine
16	1.30%	Public Service
17	1.38%	Restitution
0	0.00%	Runaway Returned
13	1.06%	No Contact Order
3	0.24%	Injunction Other Than No Contact Order
38	3.09%	House Arrest
0	0.00%	Court Defined Curfew
0	0.00%	Dismissed From Informal Adjustment
0	0.00%	Dismissed From Pretrial Diversion
2	0.16%	Released From Probation
0	0.00%	Transferred To Adult Court
0	0.00%	DMHMR Involuntary Commitment
0	0.00%	DCS Commitment - Determinate
19	1.55%	DCS Commitment/Custody
5	0.41%	DCS Commitment - Suspended
1	0.08%	DCS Intensive Probation
0	0.00%	Other Intensive Probation
15	1.22%	DCS Probation
33	2.69%	Placed Under a Valid Court Order
0	0.00%	Supervision By DCS
1	0.08%	Transferred To Another Juvenile Court For Disposition
0	0.00%	Parental Rights Terminated
0	0.00%	Parental Rights Not Terminated
1	0.08%	Order of Reference To DCS
247	20.11%	Court Costs
0	0.00%	Foster Care Terminated
0	0.00%	Foster Care Continued

The Following Are The		1,228	Specific Case Outcomes (Continued)
71	5.78%		Custody Changed
2	0.16%		Custody Unchanged
0	0.00%		Visitation Changed
0	0.00%		Visitation Unchanged
0	0.00%		Voluntary Acknowledgment of Paternity
0	0.00%		Paternity Determined/Child Legitimated
0	0.00%		Paternity Not Determined/Child Not Legitimated
0	0.00%		Child Support Granted
0	0.00%		Child Support Amended
0	0.00%		Child Support Denied
0	0.00%		Child Support Terminated
0	0.00%		Request For Medical Treatment Granted
0	0.00%		Request For Medical Treatment Denied
0	0.00%		Consent To Marry Granted
0	0.00%		Consent To Marry Denied
27	2.20%		Other
1,228	100.00%		Total

Disposed By		730 Referral Reasons Disposed, There Were	
Of the			
532	72.9%		Disposed By The Judge
0	0.0%		Disposed By The Referee
198	27.1%		Disposed By The YSO
0	0.0%		Other
730	100.0%		Total

Of The		546	Cases Disposed
The Action Used To Dispose/Adjust Each Of The		730	Referral Reasons Was:
96	13.2%		Dismissed
2	0.3%		Retired or <i>Nolle Prosequi</i>
92	12.6%		Complaint Substantiated Delinquent
23	3.2%		Complaint Substantiated Status Offender
8	1.1%		Complaint Substantiated Dependent/Neglected
1	0.1%		Complaint Substantiated Abused
0	0.0%		Complaint Substantiated Mentally Ill
228	31.2%		Informal Adjustment
93	12.7%		Pretrial Diversion
0	0.0%		Transfer To Adult Court Hearing
0	0.0%		Charges Cleared By Transfer To Adult Court
66	9.0%		Special Proceeding
33	4.5%		Review Concluded
26	3.6%		Case Held Open
62	8.5%		Other
730	100.0%		Total