

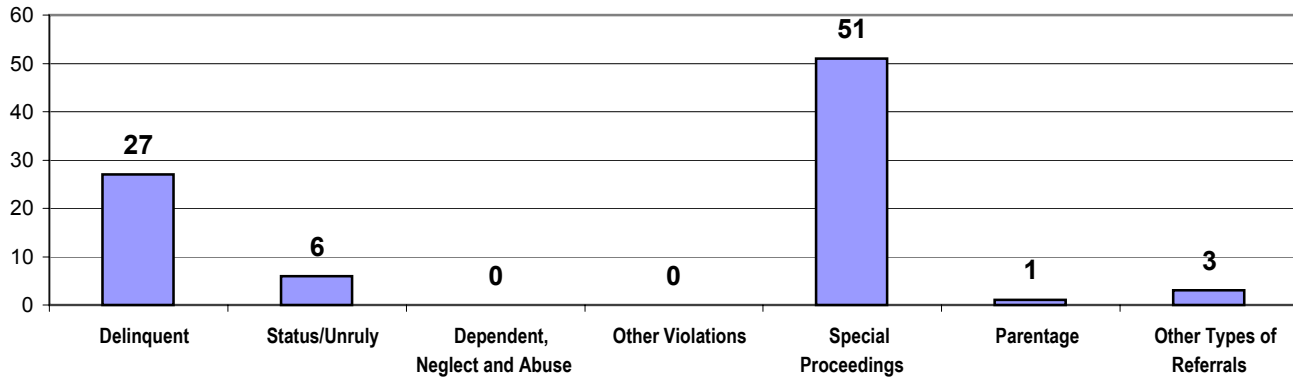
**Tennessee Council of Juvenile and Family Court Judges
 First Quarter Summary Report
 Based On Number of Reported Cases
 January - March 2003**

Juvenile Court **Jackson**
 Court Number **44**

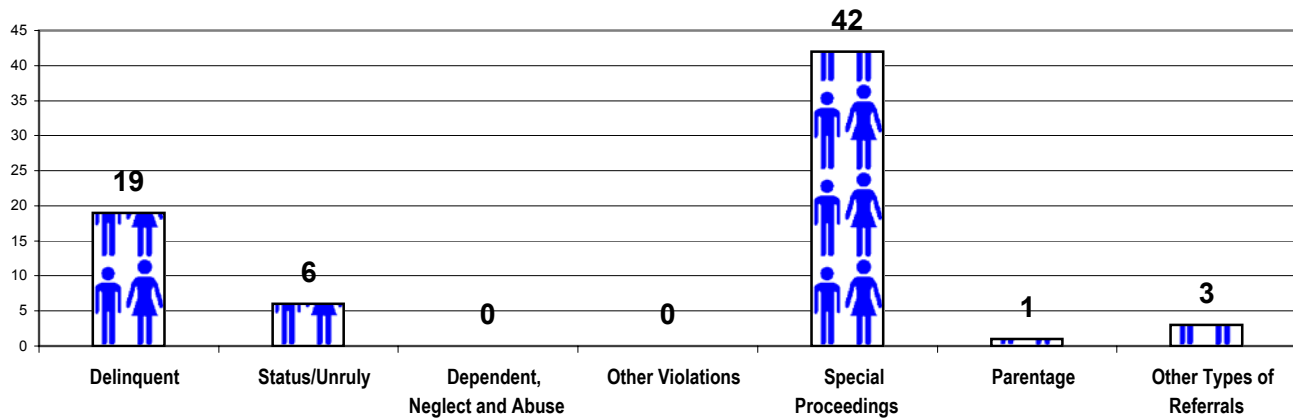
Upper Cumberland Region

82 Cases Were Disposed Of Or Adjusted
 Affecting **62 Children** Who had **88 Referrals**

Number of Referrals January - March 2003 Jackson



Individual Children January - March 2003 Jackson



Referrals	Individual Children	(NOTE: Children can appear in multiple categories)
27	19	Delinquent
6	6	Status/Unruly
0	0	Dependent, Neglect and Abuse
0	0	Other Violations
51	42	Special Proceedings
1	1	Parentage
3	3	Other Types of Referrals
88		Total

**Of the 82 Cases, There Were
88 Referral Sources**

Referral Source

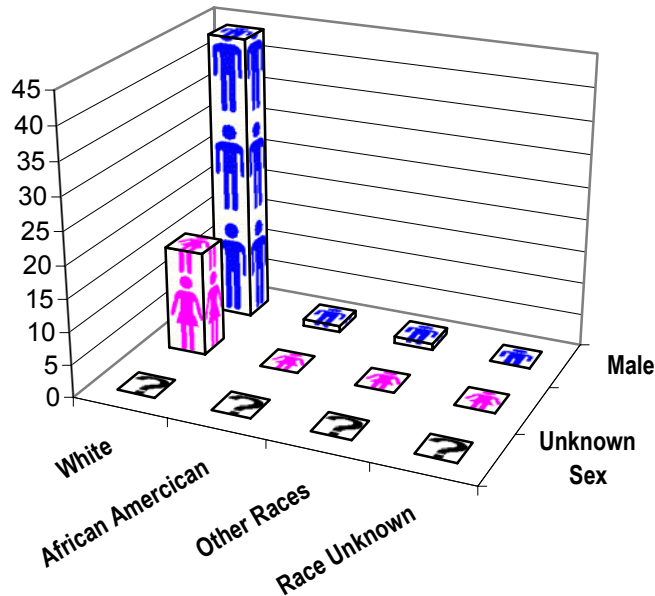
20	22.7%	Were Referred By Law Enforcement
0	0.0%	Were Referred By Parents
0	0.0%	Were Referred By Relatives
0	0.0%	Were Referred By Self
6	6.8%	Were Referred By School
0	0.0%	Were Referred By CSA
15	17.0%	Were Referred By DCS
1	1.1%	Were Referred By Other State Departments
0	0.0%	Were Referred By District Attorney's Office
42	47.7%	Were Referred By Court Staff
0	0.0%	Were Referred By Social Agency
0	0.0%	Were Referred By Other Court
3	3.4%	Were Referred By Victim
0	0.0%	Were Referred By Child & Parent
0	0.0%	Were Referred By Hospital
0	0.0%	Were Unknown
1	1.1%	Other
88	100.0%	Total

**Of the 82 Cases, There Were
88 Intake Actions**

Intake Actions

16	18.2%	Petition Filed
0	0.0%	Motion Filed
18	20.5%	Citation Processed
0	0.0%	Notification of Acknowledgement of Paternity Processed
46	52.3%	Scheduling of Judicial Review
5	5.7%	Scheduling of Administrative Review
1	1.1%	Scheduling of Foster Care Review
2	2.3%	Other
0	0.0%	Unknown
0	0.0%	Does Not Apply
88	100.0%	Total

Number of Children by Sex and Race January - March 2003 Jackson



Male	% of Male Children	Female	% of Female Children	Unknown Sex	% of Unknown Sex		Total by Race	% of Race
44	95.65%	16	100.00%	0	0.00%	White	60	96.77%
1	2.17%	0	0.00%	0	0.00%	African American	1	1.61%
1	2.17%	0	0.00%	0	0.00%	Other Races	1	1.61%
0	0.00%	0	0.00%	0	0.00%	Race Unknown	0	0.00%
46	100.00%	16	100.0%	0	0.00%	Total by Sex		
46	74.19%	16	25.81%	0	0.00%	% of Total Children		

62 Total

(NOTE: Higher number of Children when counting by Sex and Race indicates records sent to TCJFCJ had conflicting demographic information)

Age of Child At Referral

5	8.1%	Birth Through Age 10
3	4.8%	Ages 11 Through 12
8	12.9%	Ages 13 Through 14
29	46.8%	Ages 15 Through 16
17	27.4%	Age 17 Through 18
0	0.0%	Age 19 And Over
0	0.0%	Unknown/Not Reported
62	100.0%	Total

Of the Hispanic Origin	62 Children Referred	
0	0.0%	Were Of Hispanic Origin

Living Arrangement of Child At Time of Referral

24	38.7%	Living With Both Biological Parents
3	4.8%	Living With Father And Stepmother
4	6.5%	Living With Mother And Stepfather
12	19.4%	Living With Mother
3	4.8%	Living With Father
8	12.9%	Living With Relatives
0	0.0%	Living With Adoptive Parents
3	4.8%	Living With Foster Family
0	0.0%	Living In A Group Home
3	4.8%	Living In A Residential Center
0	0.0%	Living In An Institution
1	1.6%	Living Independently
0	0.0%	Unknown
1	1.6%	Other
62	100.0%	Total

Type Of Detention

0	0.0%	Non-Secure Placement
4	4.9%	Juvenile Detention Facility
0	0.0%	Jail - Complete Separation
0	0.0%	Jail - Partial Separation
0	0.0%	Jail - No Separation
0	0.0%	Psychiatric Hospital
0	0.0%	Unknown
78	95.1%	Does Not Apply
0	0.0%	Other
82	100.0%	Total

Placement After Secure Detention Hearing

3	3.7%	Returned To Prior Living Arrangement
0	0.0%	Juvenile Detention Facility
0	0.0%	Jail
0	0.0%	Shelter Facility/Group Home
0	0.0%	Foster Family
0	0.0%	Psychiatric Hospital
0	0.0%	Unknown
79	96.3%	Does Not Apply
0	0.0%	Other
82	100.0%	Total

School Enrollment of Child

52	83.9%	Were Enrolled In School
6	9.7%	Were Not Enrolled In School
4	6.5%	Unknown
62	100.0%	Total

Last Grade Completed By Child

4	6.5%	Too Young For School
1	1.6%	Pre-School
1	1.6%	Finished Kindergarten
0	0.0%	Finished Grade 1
0	0.0%	Finished Grade 2
0	0.0%	Finished Grade 3
0	0.0%	Finished Grade 4
1	1.6%	Finished Grade 5
3	4.8%	Finished Grade 6
4	6.5%	Finished Grade 7
9	14.5%	Finished Grade 8
5	8.1%	Finished Grade 9
20	32.3%	Finished Grade 10
7	11.3%	Finished Grade 11
0	0.0%	Finished Grade 12
0	0.0%	Non-graded Special Education
2	3.2%	GED
0	0.0%	Graduated
0	0.0%	Never Been In School
5	8.1%	Unknown
62	100.0%	Total

Enrolled In Special Education

11	17.7%	Were Enrolled In Special Education
41	66.1%	Not Enrolled In Special Education
10	16.1%	Unknown
62	100.0%	Total

NOTE: In 2002 the Case Outcomes data was created so that each Juvenile is only counted "One time per Disposition Date with that particular Outcome". This will result in lower totals than past years (if comparing to previous Summaries and Reports), however this will reflect a more accurate number of Outcomes that were ordered per Court Hearing (Disposition Date).

The Following Are The		137	Specific Case Outcomes
13	9.49%		Case Dismissed
6	4.38%		Case Retired or <i>Nolle Prosequi</i>
0	0.00%		Warned/Counseled
28	20.44%		Held Open For Review
0	0.00%		Supervision/Probation To Juvenile Court
0	0.00%		Probation To Parents
3	2.19%		Referral To Another Entity For Supervision/Service
0	0.00%		Referred For Mental Health Counseling
1	0.73%		Referred For Alcohol and Drug Counseling
0	0.00%		Referred To Alternative School
0	0.00%		Referred To Private Child Agency
9	6.57%		Referred To Defensive Driving School
0	0.00%		Referred To Alcohol Safety School
14	10.22%		Referred To Juvenile Court Education-Based Program
1	0.73%		Driver's License Held Informally
0	0.00%		Voluntary Placement With DMHMR
0	0.00%		Private Mental Health Placement
0	0.00%		Private Mental Retardation Placement
0	0.00%		Placement with City/County/Agency/Facility
0	0.00%		Placement with Relative/Other Individual
10	7.30%		Fine
1	0.73%		Public Service
0	0.00%		Restitution
0	0.00%		Runaway Returned
0	0.00%		No Contact Order
0	0.00%		Injunction Other Than No Contact Order
3	2.19%		House Arrest
0	0.00%		Court Defined Curfew
4	2.92%		Dismissed From Informal Adjustment
10	7.30%		Dismissed From Pretrial Diversion
4	2.92%		Released From Probation
1	0.73%		Transferred To Adult Court
0	0.00%		DMHMR Involuntary Commitment
0	0.00%		DCS Commitment - Determinate
0	0.00%		DCS Commitment/Custody
2	1.46%		DCS Commitment - Suspended
0	0.00%		DCS Intensive Probation
1	0.73%		Other Intensive Probation
0	0.00%		DCS Probation
0	0.00%		Placed Under a Valid Court Order
3	2.19%		Supervision By DCS
0	0.00%		Transferred To Another Juvenile Court For Disposition
0	0.00%		Parental Rights Terminated
0	0.00%		Parental Rights Not Terminated
0	0.00%		Order of Reference To DCS
5	3.65%		Court Costs
0	0.00%		Foster Care Terminated
0	0.00%		Foster Care Continued

The Following Are The

137

Specific Case Outcomes (Continued)

Upper Cumberland Region

1	0.73%	Custody Changed
6	4.38%	Custody Unchanged
1	0.73%	Visitation Changed
0	0.00%	Visitation Unchanged
0	0.00%	Voluntary Acknowledgment of Paternity
0	0.00%	Paternity Determined/Child Legitimated
0	0.00%	Paternity Not Determined/Child Not Legitimated
0	0.00%	Child Support Granted
0	0.00%	Child Support Amended
0	0.00%	Child Support Denied
0	0.00%	Child Support Terminated
0	0.00%	Request For Medical Treatment Granted
0	0.00%	Request For Medical Treatment Denied
0	0.00%	Consent To Marry Granted
0	0.00%	Consent To Marry Denied
10	7.30%	Other
137	100.00%	Total

**Disposed By
Of the**

88 Referral Reasons Disposed, There Were

88	100.0%	Disposed By The Judge
0	0.0%	Disposed By The Referee
0	0.0%	Disposed By The YSO
0	0.0%	Other
88	100.0%	Total

**Of The 82 Cases Disposed
The Action Used To Dispose/Adjust Each Of The
88 Referral Reasons Was:**

15	17.0%	Dismissed
2	2.3%	Retired or <i>Nolle Prosequi</i>
5	5.7%	Complaint Substantiated Delinquent
2	2.3%	Complaint Substantiated Status Offender
1	1.1%	Complaint Substantiated Dependent/Neglected
0	0.0%	Complaint Substantiated Abused
0	0.0%	Complaint Substantiated Mentally Ill
7	8.0%	Informal Adjustment
13	14.8%	Pretrial Diversion
1	1.1%	Transfer To Adult Court Hearing
0	0.0%	Charges Cleared By Transfer To Adult Court
7	8.0%	Special Proceeding
11	12.5%	Review Concluded
22	25.0%	Case Held Open
2	2.3%	Other
88	100.0%	Total