

ANNUAL STATEMENT

OF THE

UnitedHealthcare Plan of the River Valley, Inc.

TO THE

Insurance Department

OF THE

STATE OF

Illinois

**FOR THE YEAR ENDED
DECEMBER 31, 2023**

HEALTH

2023



HEALTH ANNUAL STATEMENT

FOR THE YEAR ENDED DECEMBER 31, 2023
OF THE CONDITION AND AFFAIRS OF THE

UnitedHealthcare Plan of the River Valley, Inc.

NAIC Group Code 0707 0707 NAIC Company Code 95378 Employer's ID Number 36-3379945
(Current) (Prior)

Organized under the Laws of Illinois, State of Domicile or Port of Entry IL

Country of Domicile United States of America

Licensed as business type: Health Maintenance Organization

Is HMO Federally Qualified? Yes [] No [X]

Incorporated/Organized 08/05/1985 Commenced Business 12/19/1985

Statutory Home Office 1 KONE Court, 101 17th Street, Suite 301, Moline, IL, US 61265
(Street and Number) (City or Town, State, Country and Zip Code)

Main Administrative Office 1 KONE Court, 101 17th Street, Suite 301
(Street and Number)
Moline, IL, US 61265, 309-736-4600
(City or Town, State, Country and Zip Code) (Area Code) (Telephone Number)

Mail Address 9800 Health Care Lane, MN006-W500, Minnetonka, MN, US 55343
(Street and Number or P.O. Box) (City or Town, State, Country and Zip Code)

Primary Location of Books and Records 1 KONE Court, 101 17th Street, Suite 301
(Street and Number)
Moline, IL, US 61265, 309-736-4600
(City or Town, State, Country and Zip Code) (Area Code) (Telephone Number)

Internet Website Address UHCRiverValley.com

Statutory Statement Contact Lisa A Birch, 952-202-4741
(Name) (Area Code) (Telephone Number)
regreporting_illinois@uhc.com, 952-931-4651
(E-mail Address) (FAX Number)

OFFICERS

President Ute Wegfarth Strand Treasurer Peter Marshall Gill
Secretary Bryn Searns # Chief Financial Officer James Wesley Kelly

OTHER

Heather Anastasia Lang, Assistant Secretary Jessica Leigh Zuba, Assistant Secretary Nyle Brent Cottingham, Vice President
Robert Andersen Broomfield, President, Commercial

DIRECTORS OR TRUSTEES

Robert Andersen Broomfield James Wesley Kelly Michael Charles Margherio Jr. #
Ute Wegfarth Strand Craig Lee Bartholomew Brendan Paul Hostetler
Mollie Katherine Zito


State of Colorado State of _____ State of _____
County of Denver County of _____ County of _____

The officers of this reporting entity being duly sworn, each depose and say that they are the described officers of said reporting entity, and that on the reporting period stated above, all of the herein described assets were the absolute property of the said reporting entity, free and clear from any liens or claims thereon, except as herein stated, and that this statement, together with related exhibits, schedules and explanations therein contained, annexed or referred to, is a full and true statement of all the assets and liabilities and of the condition and affairs of the said reporting entity as of the reporting period stated above, and of its income and deductions there from for the period ended, and have been completed in accordance with the NAIC Annual Statement Instructions and Accounting Practices and Procedures manual except to the extent that: (1) state law may differ; or, (2) that state rules or regulations require differences in reporting not related to accounting practices and procedures, according to the best of their information, knowledge and belief, respectively. Furthermore, the scope of this attestation by the described officers also includes the related corresponding electronic filing with the NAIC, when required, that is an exact copy (except for formatting differences due to electronic filing) of the enclosed statement. The electronic filing may be requested by various regulators in lieu of or in addition to the enclosed statement.

Bryn Searns Ute Wegfarth Strand James Wesley Kelly
Secretary President Chief Financial Officer

Subscribed and sworn to before me this 23rd day of January, 2024
Satomi Nishikawa day of _____ day of _____

- a. Is this an original filing?..... Yes [X] No []
b. If no,
1. State the amendment number.....
2. Date filed.....
3. Number of pages attached.....





HEALTH ANNUAL STATEMENT
 FOR THE YEAR ENDED DECEMBER 31, 2023
 OF THE CONDITION AND AFFAIRS OF THE
UnitedHealthcare Plan of the River Valley, Inc.

NAIC Group Code 0707 0707 NAIC Company Code 95378 Employer's ID Number 36-3379945
(Current) (Prior)

Organized under the Laws of Illinois, State of Domicile or Port of Entry IL

Country of Domicile United States of America

Licensed as business type: Health Maintenance Organization

Is HMO Federally Qualified? Yes [] No [X]

Incorporated/Organized 08/05/1985 Commenced Business 12/19/1985

Statutory Home Office 1 KONE Court, 101 17th Street, Suite 301, Moline, IL, US 61265
(Street and Number) (City or Town, State, Country and Zip Code)

Main Administrative Office 1 KONE Court, 101 17th Street, Suite 301
(Street and Number)
Moline, IL, US 61265, 309-736-4600
(City or Town, State, Country and Zip Code) (Area Code) (Telephone Number)

Mail Address 9800 Health Care Lane, MN006-W500, Minnetonka, MN, US 55343
(Street and Number or P.O. Box) (City or Town, State, Country and Zip Code)

Primary Location of Books and Records 1 KONE Court, 101 17th Street, Suite 301
(Street and Number)
Moline, IL, US 61265, 309-736-4600
(City or Town, State, Country and Zip Code) (Area Code) (Telephone Number)

Internet Website Address UHCRiverValley.com

Statutory Statement Contact Lisa A Birch, 952-202-4741
(Name) (Area Code) (Telephone Number)
regreporting_illinois@uhc.com, 952-931-4651
(E-mail Address) (FAX Number)

OFFICERS

President Ute Wegfarth Strand Treasurer Peter Marshall Gill
 Secretary Bryn Searns # Chief Financial Officer James Wesley Kelly

OTHER

Heather Anastasia Lang, Assistant Secretary Jessica Leigh Zuba, Assistant Secretary Nyle Brent Cottingham, Vice President
Robert Andersen Broomfield, President, Commercial

DIRECTORS OR TRUSTEES

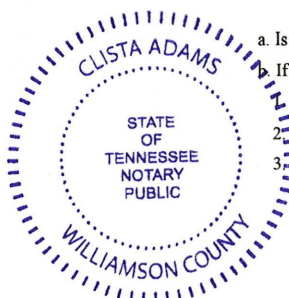
Robert Andersen Broomfield James Wesley Kelly Michael Charles Margherio Jr. #
Ute Wegfarth Strand Craig Lee Bartholomew Brendan Paul Hostetler
Mollie Katherine Zito

State of _____ State of Tennessee State of _____
 County of _____ County of Williamson County of _____

The officers of this reporting entity being duly sworn, each depose and say that they are the described officers of said reporting entity, and that on the reporting period stated above, all of the herein described assets were the absolute property of the said reporting entity, free and clear from any liens or claims thereon, except as herein stated, and that this statement, together with related exhibits, schedules and explanations therein contained, annexed or referred to, is a full and true statement of all the assets and liabilities and of the condition and affairs of the said reporting entity as of the reporting period stated above, and of its income and deductions there from for the period ended, and have been completed in accordance with the NAIC Annual Statement Instructions and Accounting Practices and Procedures manual except to the extent that: (1) state law may differ; or, (2) that state rules or regulations require differences in reporting not related to accounting practices and procedures, according to the best of their information, knowledge and belief, respectively. Furthermore, the scope of this attestation by the described officers also includes the related corresponding electronic filing with the NAIC, when required, that is an exact copy (except for formatting differences due to electronic filing) of the enclosed statement. The electronic filing may be requested by various regulators in lieu of or in addition to the enclosed statement.

Bryn Searns Ute Wegfarth Strand James Wesley Kelly
 Secretary President Chief Financial Officer

Subscribed and sworn to before me this _____ day of _____
 Subscribed and sworn to before me this 24th day of January 2024
Clista Adams
 Subscribed and sworn to before me this _____ day of _____



- a. Is this an original filing?..... Yes [X] No []
 If no,
 State the amendment number.....
 2. Date filed.....
 3. Number of pages attached.....

ANNUAL STATEMENT FOR THE YEAR 2023 OF THE UnitedHealthcare Plan of the River Valley, Inc.

ASSETS

	Current Year			Prior Year
	1 Assets	2 Nonadmitted Assets	3 Net Admitted Assets (Cols. 1 - 2)	4 Net Admitted Assets
1. Bonds (Schedule D)	660,389,674	0	660,389,674	768,456,306
2. Stocks (Schedule D):				
2.1 Preferred stocks	0	0	0	0
2.2 Common stocks	0	0	0	0
3. Mortgage loans on real estate (Schedule B):				
3.1 First liens	0	0	0	0
3.2 Other than first liens	0	0	0	0
4. Real estate (Schedule A):				
4.1 Properties occupied by the company (less \$0 encumbrances)	0	0	0	0
4.2 Properties held for the production of income (less \$0 encumbrances)	0	0	0	0
4.3 Properties held for sale (less \$0 encumbrances)	0	0	0	0
5. Cash (\$996,625, Schedule E - Part 1), cash equivalents (\$169,381,950, Schedule E - Part 2) and short-term investments (\$61,300,518, Schedule DA)	231,679,093	0	231,679,093	232,353,768
6. Contract loans, (including \$0 premium notes)	0	0	0	0
7. Derivatives (Schedule DB)	0	0	0	0
8. Other invested assets (Schedule BA)	1,498,795	0	1,498,795	3,996,186
9. Receivables for securities	0	0	0	2,300,000
10. Securities lending reinvested collateral assets (Schedule DL)	0	0	0	0
11. Aggregate write-ins for invested assets	0	0	0	0
12. Subtotals, cash and invested assets (Lines 1 to 11)	893,567,562	0	893,567,562	1,007,106,260
13. Title plants less \$0 charged off (for Title insurers only)	0	0	0	0
14. Investment income due and accrued	7,280,162	0	7,280,162	7,712,468
15. Premiums and considerations:				
15.1 Uncollected premiums and agents' balances in the course of collection	16,912,304	496,047	16,416,257	2,151,932
15.2 Deferred premiums, agents' balances and installments booked but deferred and not yet due (including \$0 earned but unbilled premiums)	0	0	0	0
15.3 Accrued retrospective premiums (\$3,887,522) and contracts subject to redetermination (\$12,314,890)	17,041,687	0	17,041,687	47,439,156
16. Reinsurance:				
16.1 Amounts recoverable from reinsurers	0	0	0	0
16.2 Funds held by or deposited with reinsured companies	0	0	0	0
16.3 Other amounts receivable under reinsurance contracts	0	0	0	0
17. Amounts receivable relating to uninsured plans	36,998,223	4,702	36,993,521	21,384,206
18.1 Current federal and foreign income tax recoverable and interest thereon	2,665,725	0	2,665,725	20,710,043
18.2 Net deferred tax asset	6,021,213	402,368	5,618,845	9,575,153
19. Guaranty funds receivable or on deposit	202,358	0	202,358	274,831
20. Electronic data processing equipment and software	0	0	0	0
21. Furniture and equipment, including health care delivery assets (\$0)	0	0	0	0
22. Net adjustment in assets and liabilities due to foreign exchange rates	0	0	0	0
23. Receivables from parent, subsidiaries and affiliates	0	0	0	0
24. Health care (\$74,734,868) and other amounts receivable	93,330,106	18,595,238	74,734,868	71,136,692
25. Aggregate write-ins for other than invested assets	790,462	770,806	19,656	11,298
26. Total assets excluding Separate Accounts, Segregated Accounts and Protected Cell Accounts (Lines 12 to 25)	1,074,809,802	20,269,161	1,054,540,641	1,187,502,039
27. From Separate Accounts, Segregated Accounts and Protected Cell Accounts	0	0	0	0
28. Total (Lines 26 and 27)	1,074,809,802	20,269,161	1,054,540,641	1,187,502,039
DETAILS OF WRITE-INS				
1101.				
1102.				
1103.				
1198. Summary of remaining write-ins for Line 11 from overflow page	0	0	0	0
1199. Totals (Lines 1101 thru 1103 plus 1198)(Line 11 above)	0	0	0	0
2501. Notes Receivable	760,524	760,524	0	0
2502. State Taxes Recoverable	12,895	0	12,895	11,298
2503. Miscellaneous Receivables and Prepaids	17,043	10,282	6,761	0
2598. Summary of remaining write-ins for Line 25 from overflow page	0	0	0	0
2599. Totals (Lines 2501 thru 2503 plus 2598)(Line 25 above)	790,462	770,806	19,656	11,298

LIABILITIES, CAPITAL AND SURPLUS

	Current Year			Prior Year
	1 Covered	2 Uncovered	3 Total	4 Total
1. Claims unpaid (less \$0 reinsurance ceded)	351,320,360	0	351,320,360	333,552,551
2. Accrued medical incentive pool and bonus amounts	9,408,861	0	9,408,861	6,518,960
3. Unpaid claims adjustment expenses.....	3,236,093	0	3,236,093	3,181,358
4. Aggregate health policy reserves, including the liability of \$3,655,760 for medical loss ratio rebate per the Public Health Service Act	81,028,738	0	81,028,738	162,283,654
5. Aggregate life policy reserves.....	0	0	0	0
6. Property/casualty unearned premium reserves.....	0	0	0	0
7. Aggregate health claim reserves.....	838,630	0	838,630	811,331
8. Premiums received in advance.....	1,216,313	0	1,216,313	81,960,839
9. General expenses due or accrued.....	58,146,648	0	58,146,648	43,078,563
10.1 Current federal and foreign income tax payable and interest thereon (including \$0 on realized capital gains (losses))	0	0	0	0
10.2 Net deferred tax liability.....	0	0	0	0
11. Ceded reinsurance premiums payable.....	293,028	0	293,028	268,158
12. Amounts withheld or retained for the account of others.....	32,034	0	32,034	21,347
13. Remittances and items not allocated.....	4,141	0	4,141	1,971
14. Borrowed money (including \$0 current) and interest thereon \$0 (including \$0 current).....	0	0	0	0
15. Amounts due to parent, subsidiaries and affiliates.....	42,520,985	0	42,520,985	71,835,773
16. Derivatives.....	0	0	0	0
17. Payable for securities.....	0	0	0	0
18. Payable for securities lending	0	0	0	0
19. Funds held under reinsurance treaties (with \$0 authorized reinsurers, \$0 unauthorized reinsurers and \$0 certified reinsurers).....	0	0	0	0
20. Reinsurance in unauthorized and certified (\$0) companies	0	0	0	0
21. Net adjustments in assets and liabilities due to foreign exchange rates	0	0	0	0
22. Liability for amounts held under uninsured plans.....	126,189,712	0	126,189,712	125,802,911
23. Aggregate write-ins for other liabilities (including \$0 current).....	0	0	0	0
24. Total liabilities (Lines 1 to 23).....	674,235,543	0	674,235,543	829,317,416
25. Aggregate write-ins for special surplus funds.....	XXX	XXX	0	0
26. Common capital stock.....	XXX	XXX	610,000	610,000
27. Preferred capital stock.....	XXX	XXX	0	0
28. Gross paid in and contributed surplus.....	XXX	XXX	104,977,137	104,977,137
29. Surplus notes.....	XXX	XXX	0	0
30. Aggregate write-ins for other than special surplus funds.....	XXX	XXX	1,500,000	1,500,000
31. Unassigned funds (surplus).....	XXX	XXX	273,217,961	251,097,486
32. Less treasury stock, at cost:				
32.10 shares common (value included in Line 26 \$0).....	XXX	XXX	0	0
32.20 shares preferred (value included in Line 27 \$0).....	XXX	XXX	0	0
33. Total capital and surplus (Lines 25 to 31 minus Line 32).....	XXX	XXX	380,305,098	358,184,623
34. Total liabilities, capital and surplus (Lines 24 and 33).....	XXX	XXX	1,054,540,641	1,187,502,039
DETAILS OF WRITE-INS				
2301.				
2302.				
2303.				
2398. Summary of remaining write-ins for Line 23 from overflow page	0	0	0	0
2399. Totals (Lines 2301 thru 2303 plus 2398)(Line 23 above)	0	0	0	0
2501.	XXX	XXX		
2502.	XXX	XXX		
2503.	XXX	XXX		
2598. Summary of remaining write-ins for Line 25 from overflow page	XXX	XXX	0	0
2599. Totals (Lines 2501 thru 2503 plus 2598)(Line 25 above)	XXX	XXX	0	0
3001. Statutory Fund	XXX	XXX	1,500,000	1,500,000
3002.	XXX	XXX		
3003.	XXX	XXX		
3098. Summary of remaining write-ins for Line 30 from overflow page	XXX	XXX	0	0
3099. Totals (Lines 3001 thru 3003 plus 3098)(Line 30 above)	XXX	XXX	1,500,000	1,500,000

STATEMENT OF REVENUE AND EXPENSES

	Current Year		Prior Year
	1 Uncovered	2 Total	3 Total
1. Member Months.....	XXX	7,331,859	7,200,005
2. Net premium income (including \$0 non-health premium income)	XXX	3,709,828,765	3,636,408,029
3. Change in unearned premium reserves and reserve for rate credits	XXX	99,699,644	76,619,182
4. Fee-for-service (net of \$0 medical expenses)	XXX	0	0
5. Risk revenue	XXX	0	0
6. Aggregate write-ins for other health care related revenues	XXX	0	0
7. Aggregate write-ins for other non-health revenues	XXX	0	0
8. Total revenues (Lines 2 to 7)	XXX	3,809,528,409	3,713,027,211
Hospital and Medical:			
9. Hospital/medical benefits	0	3,042,165,061	2,936,336,588
10. Other professional services	0	49,179,260	40,896,725
11. Outside referrals	0	0	0
12. Emergency room and out-of-area	0	0	0
13. Prescription drugs	0	57,435,040	56,137,845
14. Aggregate write-ins for other hospital and medical.....	0	0	0
15. Incentive pool, withhold adjustments and bonus amounts	0	18,755,737	17,873,741
16. Subtotal (Lines 9 to 15)	0	3,167,535,098	3,051,244,899
Less:			
17. Net reinsurance recoveries	0	0	0
18. Total hospital and medical (Lines 16 minus 17)	0	3,167,535,098	3,051,244,899
19. Non-health claims (net)	0	0	0
20. Claims adjustment expenses, including \$143,132,178 cost containment expenses	0	182,408,755	160,807,838
21. General administrative expenses	0	369,748,535	347,652,383
22. Increase in reserves for life and accident and health contracts (including \$0 increase in reserves for life only)	0	0	0
23. Total underwriting deductions (Lines 18 through 22).....	0	3,719,692,388	3,559,705,120
24. Net underwriting gain or (loss) (Lines 8 minus 23)	XXX	89,836,021	153,322,091
25. Net investment income earned (Exhibit of Net Investment Income, Line 17)	0	34,645,665	20,762,677
26. Net realized capital gains (losses) less capital gains tax of \$222,627	0	674,086	(2,513,686)
27. Net investment gains (losses) (Lines 25 plus 26)	0	35,319,751	18,248,991
28. Net gain or (loss) from agents' or premium balances charged off [(amount recovered \$9,787) (amount charged off \$ (24,565))]	0	(14,778)	(1,681)
29. Aggregate write-ins for other income or expenses	0	(21,750)	(15)
30. Net income or (loss) after capital gains tax and before all other federal income taxes (Lines 24 plus 27 plus 28 plus 29)	XXX	125,119,244	171,569,386
31. Federal and foreign income taxes incurred	XXX	20,127,648	37,859,153
32. Net income (loss) (Lines 30 minus 31)	XXX	104,991,596	133,710,233
DETAILS OF WRITE-INS			
0601.	XXX		
0602.	XXX		
0603.	XXX		
0698. Summary of remaining write-ins for Line 6 from overflow page	XXX	0	0
0699. Totals (Lines 0601 thru 0603 plus 0698)(Line 6 above)	XXX	0	0
0701.	XXX		
0702.	XXX		
0703.	XXX		
0798. Summary of remaining write-ins for Line 7 from overflow page	XXX	0	0
0799. Totals (Lines 0701 thru 0703 plus 0798)(Line 7 above)	XXX	0	0
1401.			
1402.			
1403.			
1498. Summary of remaining write-ins for Line 14 from overflow page	0	0	0
1499. Totals (Lines 1401 thru 1403 plus 1498)(Line 14 above)	0	0	0
2901. Investment Proceeds – Settlement	0	526	0
2902. Fines & Penalties – Paid and Accrued	0	(22,276)	(15)
2903.			
2998. Summary of remaining write-ins for Line 29 from overflow page	0	0	0
2999. Totals (Lines 2901 thru 2903 plus 2998)(Line 29 above)	0	(21,750)	(15)

STATEMENT OF REVENUE AND EXPENSES (Continued)

	1 Current Year	2 Prior Year
CAPITAL AND SURPLUS ACCOUNT		
33. Capital and surplus prior reporting year.....	358,184,623	422,616,047
34. Net income or (loss) from Line 32	104,991,596	133,710,233
35. Change in valuation basis of aggregate policy and claim reserves	0	0
36. Change in net unrealized capital gains (losses) less capital gains tax of \$0	0	0
37. Change in net unrealized foreign exchange capital gain or (loss)	0	0
38. Change in net deferred income tax	(3,960,073)	4,492,439
39. Change in nonadmitted assets	1,088,952	(3,634,096)
40. Change in unauthorized and certified reinsurance	0	0
41. Change in treasury stock	0	0
42. Change in surplus notes	0	0
43. Cumulative effect of changes in accounting principles.....	0	0
44. Capital Changes:		
44.1 Paid in	0	0
44.2 Transferred from surplus (Stock Dividend).....	0	0
44.3 Transferred to surplus.....	0	0
45. Surplus adjustments:		
45.1 Paid in	0	0
45.2 Transferred to capital (Stock Dividend)	0	0
45.3 Transferred from capital	0	0
46. Dividends to stockholders	(80,000,000)	(199,000,000)
47. Aggregate write-ins for gains or (losses) in surplus	0	0
48. Net change in capital and surplus (Lines 34 to 47)	22,120,475	(64,431,424)
49. Capital and surplus end of reporting period (Line 33 plus 48)	380,305,098	358,184,623
DETAILS OF WRITE-INS		
4701.		
4702.		
4703.		
4798. Summary of remaining write-ins for Line 47 from overflow page	0	0
4799. Totals (Lines 4701 thru 4703 plus 4798)(Line 47 above)	0	0

CASH FLOW

	1	2
	Current Year	Prior Year
Cash from Operations		
1. Premiums collected net of reinsurance	3,663,671,281	3,673,825,248
2. Net investment income	42,435,339	26,996,602
3. Miscellaneous income	0	0
4. Total (Lines 1 through 3)	3,706,106,620	3,700,821,850
5. Benefit and loss related payments	3,149,643,131	3,039,581,220
6. Net transfers to Separate Accounts, Segregated Accounts and Protected Cell Accounts	0	0
7. Commissions, expenses paid and aggregate write-ins for deductions	552,243,210	393,235,109
8. Dividends paid to policyholders	0	0
9. Federal and foreign income taxes paid (recovered) net of \$0 tax on capital gains (losses)	2,305,958	44,306,744
10. Total (Lines 5 through 9)	3,704,192,299	3,477,123,073
11. Net cash from operations (Line 4 minus Line 10)	1,914,321	223,698,777
Cash from Investments		
12. Proceeds from investments sold, matured or repaid:		
12.1 Bonds	216,086,475	218,198,521
12.2 Stocks	0	0
12.3 Mortgage loans	0	0
12.4 Real estate	0	0
12.5 Other invested assets	8,620	0
12.6 Net gains or (losses) on cash, cash equivalents and short-term investments	1,694	(10,755)
12.7 Miscellaneous proceeds	2,300,000	0
12.8 Total investment proceeds (Lines 12.1 to 12.7)	218,396,789	218,187,766
13. Cost of investments acquired (long-term only):		
13.1 Bonds	111,964,606	273,514,040
13.2 Stocks	0	0
13.3 Mortgage loans	0	0
13.4 Real estate	0	0
13.5 Other invested assets	0	0
13.6 Miscellaneous applications	0	2,300,000
13.7 Total investments acquired (Lines 13.1 to 13.6)	111,964,606	275,814,040
14. Net increase/(decrease) in contract loans and premium notes	0	0
15. Net cash from investments (Line 12.8 minus Line 13.7 minus Line 14)	106,432,183	(57,626,274)
Cash from Financing and Miscellaneous Sources		
16. Cash provided (applied):		
16.1 Surplus notes, capital notes	0	0
16.2 Capital and paid in surplus, less treasury stock	0	0
16.3 Borrowed funds	0	0
16.4 Net deposits on deposit-type contracts and other insurance liabilities	0	0
16.5 Dividends to stockholders	80,000,000	199,000,000
16.6 Other cash provided (applied)	(29,021,179)	(1,752,790)
17. Net cash from financing and miscellaneous sources (Lines 16.1 to 16.4 minus Line 16.5 plus Line 16.6)	(109,021,179)	(200,752,790)
RECONCILIATION OF CASH, CASH EQUIVALENTS AND SHORT-TERM INVESTMENTS		
18. Net change in cash, cash equivalents and short-term investments (Line 11, plus Lines 15 and 17)	(674,675)	(34,680,287)
19. Cash, cash equivalents and short-term investments:		
19.1 Beginning of year	232,353,768	267,034,055
19.2 End of year (Line 18 plus Line 19.1)	231,679,093	232,353,768

Note: Supplemental disclosures of cash flow information for non-cash transactions:

--	--	--

ANNUAL STATEMENT FOR THE YEAR 2023 OF THE UnitedHealthcare Plan of the River Valley, Inc.

ANALYSIS OF OPERATIONS BY LINES OF BUSINESS

	1 Total	Comprehensive (Hospital & Medical)		4 Medicare Supplement	5 Vision Only	6 Dental Only	7 Federal Employees Health Benefits Plan	8 Title XVIII Medicare	9 Title XIX Medicaid	10 Credit A&H	11 Disability Income	12 Long-Term Care	13 Other Health	14 Other Non-Health
		2 Individual	3 Group											
1. Net premium income	3,709,828,765	32,485,265	99,877,706	0	0	0	0	1,446,127,082	2,131,338,712	0	0	0	0	0
2. Change in unearned premium reserves and reserve for rate credit	99,699,644	2,537,535	(670,763)	0	0	0	0	7,096,385	90,736,487	0	0	0	0	0
3. Fee-for-service (net of \$ medical expenses)	0	0	0	0	0	0	0	0	0	0	0	0	0	XXX
4. Risk revenue	0	0	0	0	0	0	0	0	0	0	0	0	0	XXX
5. Aggregate write-ins for other health care related revenues	0	0	0	0	0	0	0	0	0	0	0	0	0	XXX
6. Aggregate write-ins for other non-health care related revenues	0	XXX	XXX	XXX	XXX	XXX	XXX	XXX	XXX	XXX	XXX	XXX	XXX	0
7. Total revenues (Lines 1 to 6)	3,809,528,409	35,022,800	99,206,943	0	0	0	0	1,453,223,467	2,222,075,199	0	0	0	0	0
8. Hospital/medical benefits	3,042,165,061	26,756,883	58,761,725	0	0	0	0	1,112,554,316	1,844,092,137	0	0	0	0	XXX
9. Other professional services	49,179,260	241,372	16,764	0	0	0	0	39,780,005	9,141,119	0	0	0	0	XXX
10. Outside referrals	0	0	0	0	0	0	0	0	0	0	0	0	0	XXX
11. Emergency room and out-of-area	0	0	0	0	0	0	0	0	0	0	0	0	0	XXX
12. Prescription drugs	57,435,040	0	13,233,409	0	0	0	0	44,204,026	(2,395)	0	0	0	0	XXX
13. Aggregate write-ins for other hospital and medical incentive pool, withhold adjustments and bonus amounts	18,755,737	0	171,746	0	0	0	0	12,677,999	5,905,992	0	0	0	0	XXX
15. Subtotal (Lines 8 to 14)	3,167,535,098	26,998,255	72,183,644	0	0	0	0	1,209,216,346	1,859,136,853	0	0	0	0	XXX
16. Net reinsurance recoveries	0	0	0	0	0	0	0	0	0	0	0	0	0	XXX
17. Total medical and hospital (Lines 15 minus 16)	3,167,535,098	26,998,255	72,183,644	0	0	0	0	1,209,216,346	1,859,136,853	0	0	0	0	XXX
18. Non-health claims (net)	0	XXX	XXX	XXX	XXX	XXX	XXX	XXX	XXX	XXX	XXX	XXX	XXX	0
19. Claims adjustment expenses including \$ 143,132,178 cost containment expenses	182,408,755	1,597,270	4,910,892	0	0	0	0	71,104,695	104,795,898	0	0	0	0	0
20. General administrative expenses	369,748,535	3,237,718	9,954,538	0	0	0	0	144,131,550	212,424,729	0	0	0	0	0
21. Increase in reserves for accident and health contracts	0	0	0	0	0	0	0	0	0	0	0	0	0	XXX
22. Increase in reserves for life contracts	0	XXX	XXX	XXX	XXX	XXX	XXX	XXX	XXX	XXX	XXX	XXX	XXX	0
23. Total underwriting deductions (Lines 17 to 22)	3,719,692,388	31,833,243	87,049,074	0	0	0	0	1,424,452,591	2,176,357,480	0	0	0	0	0
24. Net underwriting gain or (loss) (Line 7 minus Line 23)	89,836,021	3,189,557	12,157,869	0	0	0	0	28,770,876	45,717,719	0	0	0	0	0
DETAILS OF WRITE-INS														
0501.														XXX
0502.														XXX
0503.														XXX
0598. Summary of remaining write-ins for Line 5 from overflow page	0	0	0	0	0	0	0	0	0	0	0	0	0	XXX
0599. Totals (Lines 0501 thru 0503 plus 0598) (Line 5 above)	0	0	0	0	0	0	0	0	0	0	0	0	0	XXX
0601.		XXX	XXX	XXX	XXX	XXX	XXX	XXX	XXX	XXX	XXX	XXX	XXX	XXX
0602.		XXX	XXX	XXX	XXX	XXX	XXX	XXX	XXX	XXX	XXX	XXX	XXX	XXX
0603.		XXX	XXX	XXX	XXX	XXX	XXX	XXX	XXX	XXX	XXX	XXX	XXX	XXX
0698. Summary of remaining write-ins for Line 6 from overflow page	0	XXX	XXX	XXX	XXX	XXX	XXX	XXX	XXX	XXX	XXX	XXX	XXX	0
0699. Totals (Lines 0601 thru 0603 plus 0698) (Line 6 above)	0	XXX	XXX	XXX	XXX	XXX	XXX	XXX	XXX	XXX	XXX	XXX	XXX	0
1301.														XXX
1302.														XXX
1303.														XXX
1398. Summary of remaining write-ins for Line 13 from overflow page	0	0	0	0	0	0	0	0	0	0	0	0	0	XXX
1399. Totals (Lines 1301 thru 1303 plus 1398) (Line 13 above)	0	0	0	0	0	0	0	0	0	0	0	0	0	XXX

ANNUAL STATEMENT FOR THE YEAR 2023 OF THE UnitedHealthcare Plan of the River Valley, Inc.

UNDERWRITING AND INVESTMENT EXHIBIT

PART 1 - PREMIUMS

Line of Business	1 Direct Business	2 Reinsurance Assumed	3 Reinsurance Ceded	4 Net Premium Income (Cols. 1 + 2 - 3)
1. Comprehensive (hospital and medical) individual	32,520,323	0	35,058	32,485,265
2. Comprehensive (hospital and medical) group	99,979,033	0	101,327	99,877,706
3. Medicare Supplement	0	0	0	0
4. Vision only	0	0	0	0
5. Dental only	0	0	0	0
6. Federal Employees Health Benefits Plan	0	0	0	0
7. Title XVIII - Medicare	1,447,581,310	0	1,454,228	1,446,127,082
8. Title XIX - Medicaid	2,133,563,012	0	2,224,300	2,131,338,712
9. Credit A&H	0	0	0	0
10. Disability Income	0	0	0	0
11. Long-Term Care	0	0	0	0
12. Other health	0	0	0	0
13. Health subtotal (Lines 1 through 12)	3,713,643,678	0	3,814,913	3,709,828,765
14. Life	0	0	0	0
15. Property/casualty	0	0	0	0
16. Totals (Lines 13 to 15)	3,713,643,678	0	3,814,913	3,709,828,765

ANNUAL STATEMENT FOR THE YEAR 2023 OF THE UnitedHealthcare Plan of the River Valley, Inc.

UNDERWRITING AND INVESTMENT EXHIBIT

PART 2 - CLAIMS INCURRED DURING THE YEAR

	1 Total	Comprehensive (Hospital & Medical)		4 Medicare Supplement	5 Vision Only	6 Dental Only	7 Federal Employees Health Benefits Plan	8 Title XVIII Medicare	9 Title XIX Medicaid	10 Credit A&H	11 Disability Income	12 Long-Term Care	13 Other Health	14 Other Non-Health
		2 Individual	3 Group											
1. Payments during the year:														
1.1 Direct	3,133,777,295	26,931,247	73,963,554	0	0	0	0	1,204,780,918	1,828,101,576	0	0	0	0	0
1.2 Reinsurance assumed	0	0	0	0	0	0	0	0	0	0	0	0	0	0
1.3 Reinsurance ceded	0	0	0	0	0	0	0	0	0	0	0	0	0	0
1.4 Net	3,133,777,295	26,931,247	73,963,554	0	0	0	0	1,204,780,918	1,828,101,576	0	0	0	0	0
2. Paid medical incentive pools and bonuses	15,865,836	0	2,650	0	0	0	0	10,498,476	5,364,710	0	0	0	0	0
3. Claim liability December 31, current year from Part 2A:														
3.1 Direct	351,320,360	3,244,141	7,833,279	0	0	0	0	95,689,280	244,553,660	0	0	0	0	0
3.2 Reinsurance assumed	0	0	0	0	0	0	0	0	0	0	0	0	0	0
3.3 Reinsurance ceded	0	0	0	0	0	0	0	0	0	0	0	0	0	0
3.4 Net	351,320,360	3,244,141	7,833,279	0	0	0	0	95,689,280	244,553,660	0	0	0	0	0
4. Claim reserve December 31, current year from Part 2D:														
4.1 Direct	838,630	0	182,401	0	0	0	0	191,085	465,144	0	0	0	0	0
4.2 Reinsurance assumed	0	0	0	0	0	0	0	0	0	0	0	0	0	0
4.3 Reinsurance ceded	0	0	0	0	0	0	0	0	0	0	0	0	0	0
4.4 Net	838,630	0	182,401	0	0	0	0	191,085	465,144	0	0	0	0	0
5. Accrued medical incentive pools and bonuses, current year	9,408,861	0	179,552	0	0	0	0	7,029,460	2,199,849	0	0	0	0	0
6. Net health care receivables (a)	2,793,042	(21,171)	132,303	0	0	0	0	2,383,718	298,192	0	0	0	0	0
7. Amounts recoverable from reinsurers December 31, current year	0	0	0	0	0	0	0	0	0	0	0	0	0	0
8. Claim liability December 31, prior year from Part 2A:														
8.1 Direct	333,552,551	3,198,304	9,635,876	0	0	0	0	101,548,944	219,169,427	0	0	0	0	0
8.2 Reinsurance assumed	0	0	0	0	0	0	0	0	0	0	0	0	0	0
8.3 Reinsurance ceded	0	0	0	0	0	0	0	0	0	0	0	0	0	0
8.4 Net	333,552,551	3,198,304	9,635,876	0	0	0	0	101,548,944	219,169,427	0	0	0	0	0
9. Claim reserve December 31, prior year from Part 2D:														
9.1 Direct	811,331	0	199,157	0	0	0	0	190,275	421,899	0	0	0	0	0
9.2 Reinsurance assumed	0	0	0	0	0	0	0	0	0	0	0	0	0	0
9.3 Reinsurance ceded	0	0	0	0	0	0	0	0	0	0	0	0	0	0
9.4 Net	811,331	0	199,157	0	0	0	0	190,275	421,899	0	0	0	0	0
10. Accrued medical incentive pools and bonuses, prior year	6,518,960	0	10,457	0	0	0	0	4,849,936	1,658,567	0	0	0	0	0
11. Amounts recoverable from reinsurers December 31, prior year	0	0	0	0	0	0	0	0	0	0	0	0	0	0
12. Incurred Benefits:														
12.1 Direct	3,148,779,361	26,998,255	72,011,898	0	0	0	0	1,196,538,346	1,853,230,862	0	0	0	0	0
12.2 Reinsurance assumed	0	0	0	0	0	0	0	0	0	0	0	0	0	0
12.3 Reinsurance ceded	0	0	0	0	0	0	0	0	0	0	0	0	0	0
12.4 Net	3,148,779,361	26,998,255	72,011,898	0	0	0	0	1,196,538,346	1,853,230,862	0	0	0	0	0
13. Incurred medical incentive pools and bonuses	18,755,737	0	171,745	0	0	0	0	12,678,000	5,905,992	0	0	0	0	0

(a) Excludes \$ 374 loans or advances to providers not yet expensed.

ANNUAL STATEMENT FOR THE YEAR 2023 OF THE UnitedHealthcare Plan of the River Valley, Inc.

UNDERWRITING AND INVESTMENT EXHIBIT

PART 2A - CLAIMS LIABILITY END OF CURRENT YEAR

	1	Comprehensive (Hospital & Medical)		4	5	6	7	8	9	10	11	12	13	14
	Total	2 Individual	3 Group	Medicare Supplement	Vision Only	Dental Only	Federal Employees Health Benefits Plan	Title XVIII Medicare	Title XIX Medicaid	Credit A&H	Disability Income	Long-Term Care	Other Health	Other Non-Health
1. Reported in Process of Adjustment:														
1.1 Direct	59,328,643	304,742	2,868,490	0	0	0	0	23,365,407	32,790,004	0	0	0	0	0
1.2 Reinsurance assumed	0	0	0	0	0	0	0	0	0	0	0	0	0	0
1.3 Reinsurance ceded	0	0	0	0	0	0	0	0	0	0	0	0	0	0
1.4 Net	59,328,643	304,742	2,868,490	0	0	0	0	23,365,407	32,790,004	0	0	0	0	0
2. Incurred but Unreported:														
2.1 Direct	290,004,507	2,939,399	4,964,789	0	0	0	0	70,336,663	211,763,656	0	0	0	0	0
2.2 Reinsurance assumed	0	0	0	0	0	0	0	0	0	0	0	0	0	0
2.3 Reinsurance ceded	0	0	0	0	0	0	0	0	0	0	0	0	0	0
2.4 Net	290,004,507	2,939,399	4,964,789	0	0	0	0	70,336,663	211,763,656	0	0	0	0	0
3. Amounts Withheld from Paid Claims and Capitations:														
3.1 Direct	1,987,210	0	0	0	0	0	0	1,987,210	0	0	0	0	0	0
3.2 Reinsurance assumed	0	0	0	0	0	0	0	0	0	0	0	0	0	0
3.3 Reinsurance ceded	0	0	0	0	0	0	0	0	0	0	0	0	0	0
3.4 Net	1,987,210	0	0	0	0	0	0	1,987,210	0	0	0	0	0	0
4. TOTALS:														
4.1 Direct	351,320,360	3,244,141	7,833,279	0	0	0	0	95,689,280	244,553,660	0	0	0	0	0
4.2 Reinsurance assumed	0	0	0	0	0	0	0	0	0	0	0	0	0	0
4.3 Reinsurance ceded	0	0	0	0	0	0	0	0	0	0	0	0	0	0
4.4 Net	351,320,360	3,244,141	7,833,279	0	0	0	0	95,689,280	244,553,660	0	0	0	0	0

ANNUAL STATEMENT FOR THE YEAR 2023 OF THE UnitedHealthcare Plan of the River Valley, Inc.

UNDERWRITING AND INVESTMENT EXHIBIT

PART 2B - ANALYSIS OF CLAIMS UNPAID - PRIOR YEAR - NET OF REINSURANCE

Line of Business	Claims Paid During the Year		Claim Reserve and Claim Liability December 31 of Current Year		5 Claims Incurred In Prior Years (Columns 1 + 3)	6 Estimated Claim Reserve and Claim Liability December 31 of Prior Year
	1	2	3	4		
	On Claims Incurred Prior to January 1 of Current Year	On Claims Incurred During the Year	On Claims Unpaid December 31 of Prior Year	On Claims Incurred During the Year		
1. Comprehensive (hospital and medical) individual	1,968,364	24,962,883	161,104	3,083,038	2,129,468	3,198,304
2. Comprehensive (hospital and medical) group	4,536,840	69,426,715	(89,718)	8,105,398	4,447,122	9,835,032
3. Medicare Supplement	0	0	0	0	0	0
4. Vision Only	0	0	0	0	0	0
5. Dental Only	0	0	0	0	0	0
6. Federal Employees Health Benefits Plan	0	0	0	0	0	0
7. Title XVIII - Medicare	28,334,630	1,176,446,287	1,507,427	94,372,938	29,842,057	101,739,218
8. Title XIX - Medicaid	186,367,376	1,641,734,200	30,205,481	214,813,322	216,572,857	219,591,328
9. Credit A&H	0	0	0	0	0	0
10. Disability Income	0	0	0	0	0	0
11. Long-Term Care	0	0	0	0	0	0
12. Other health	0	0	0	0	0	0
13. Health subtotal (Lines 1 to 12)	221,207,210	2,912,570,085	31,784,294	320,374,696	252,991,504	334,363,882
14. Health care receivables (a)	13,985,286	72,637,033	0	6,707,414	13,985,286	90,536,690
15. Other non-health	0	0	0	0	0	0
16. Medical incentive pools and bonus amounts	4,675,227	11,190,610	31,803	9,377,058	4,707,030	6,518,960
17. Totals (Lines 13 - 14 + 15 + 16)	211,897,151	2,851,123,662	31,816,097	323,044,340	243,713,248	250,346,152

(a) Excludes \$374 loans or advances to providers not yet expensed.

UNDERWRITING AND INVESTMENT EXHIBIT

PART 2C - DEVELOPMENT OF PAID AND INCURRED HEALTH CLAIMS

(\$000 Omitted)

Section A - Paid Health Claims - Comprehensive (Hospital & Medical)

Year in Which Losses Were Incurred	Cumulative Net Amounts Paid				
	1 2019	2 2020	3 2021	4 2022	5 2023
1. Prior	12,159	12,093	12,065	12,050	12,024
2. 2019	126,400	132,967	132,886	132,907	132,902
3. 2020	XXX	89,852	95,466	95,700	95,707
4. 2021	XXX	XXX	100,876	113,202	113,244
5. 2022	XXX	XXX	XXX	105,242	111,705
6. 2023	XXX	XXX	XXX	XXX	94,393

Section B - Incurred Health Claims - Comprehensive (Hospital & Medical)

Year in Which Losses Were Incurred	Sum of Cumulative Net Amount Paid and Claim Liability, Claim Reserve and Medical Incentive Pool and Bonuses Outstanding at End of Year				
	1 2019	2 2020	3 2021	4 2022	5 2023
1. Prior	12,644	12,093	12,065	12,050	12,024
2. 2019	138,009	133,049	132,886	132,907	132,902
3. 2020	XXX	101,298	95,529	95,700	95,707
4. 2021	XXX	XXX	114,034	113,380	113,244
5. 2022	XXX	XXX	XXX	118,107	111,776
6. 2023	XXX	XXX	XXX	XXX	105,761

Section C - Incurred Year Health Claims and Claims Adjustment Expense Ratio - Comprehensive (Hospital & Medical)

Years in which Premiums were Earned and Claims were Incurred	1 Premiums Earned	2 Claims Payment	3 Claim Adjustment Expense Payments	4 (Col. 3/2) Percent	5 Claim and Claim Adjustment Expense Payments (Col. 2 + 3)	6 (Col. 5/1) Percent	7 Claims Unpaid	8 Unpaid Claims Adjustment Expenses	9 Total Claims and Claims Adjustment Expense Incurred (Col. 5+7+8)	10 (Col. 9/1) Percent
1. 2019	163,570	132,902	8,889	6.7	141,791	86.7	0	0	141,791	86.7
2. 2020	123,033	95,707	2,765	2.9	98,472	80.0	0	0	98,472	80.0
3. 2021	149,866	113,244	5,970	5.3	119,214	79.5	0	0	119,214	79.5
4. 2022	141,029	111,705	4,819	4.3	116,524	82.6	71	0	116,595	82.7
5. 2023	134,230	94,393	5,682	6.0	100,075	74.6	11,368	65	111,508	83.1

UNDERWRITING AND INVESTMENT EXHIBIT

PART 2C - DEVELOPMENT OF PAID AND INCURRED HEALTH CLAIMS
(\$000 Omitted)

Section A - Paid Health Claims - Federal Employees Health Benefits Plan Premium

Year in Which Losses Were Incurred	Cumulative Net Amounts Paid				
	1 2019	2 2020	3 2021	4 2022	5 2023
1. Prior	917	917	916	915	917
2. 2019	0	77	77	77	77
3. 2020	XXX	0	(2)	(2)	(2)
4. 2021	XXX	XXX	0	(1)	(1)
5. 2022	XXX	XXX	XXX	0	0
6. 2023	XXX	XXX	XXX	XXX	0

Section B - Incurred Health Claims - Federal Employees Health Benefits Plan Premium

Year in Which Losses Were Incurred	Sum of Cumulative Net Amount Paid and Claim Liability, Claim Reserve and Medical Incentive Pool and Bonuses Outstanding at End of Year				
	1 2019	2 2020	3 2021	4 2022	5 2023
1. Prior	900	917	916	915	917
2. 2019	0	67	77	77	77
3. 2020	XXX	0	3	(2)	(2)
4. 2021	XXX	XXX	0	(1)	(1)
5. 2022	XXX	XXX	XXX	0	0
6. 2023	XXX	XXX	XXX	XXX	0

Section C - Incurred Year Health Claims and Claims Adjustment Expense Ratio - Federal Employees Health Benefits Plan Premium

Years in which Premiums were Earned and Claims were Incurred	1 Premiums Earned	2 Claims Payment	3 Claim Adjustment Expense Payments	4 (Col. 3/2) Percent	5 Claim and Claim Adjustment Expense Payments (Col. 2 + 3)	6 (Col. 5/1) Percent	7 Claims Unpaid	8 Unpaid Claims Adjustment Expenses	9 Total Claims and Claims Adjustment Expense Incurred (Col. 5+7+8)	10 (Col. 9/1) Percent
1. 2019	114	77	263	341.6	340	298.2	0	0	340	298.2
2. 2020	11	(2)	0	0.0	(2)	(18.2)	0	0	(2)	(18.2)
3. 2021	0	(1)	0	0.0	(1)	0.0	0	0	(1)	0.0
4. 2022	0	0	0	0.0	0	0.0	0	0	0	0.0
5. 2023	0	0	0	0.0	0	0.0	0	0	0	0.0

ANNUAL STATEMENT FOR THE YEAR 2023 OF THE UnitedHealthcare Plan of the River Valley, Inc.

UNDERWRITING AND INVESTMENT EXHIBIT

PART 2C - DEVELOPMENT OF PAID AND INCURRED HEALTH CLAIMS

(\$000 Omitted)

Section A - Paid Health Claims - Title XVIII

Year in Which Losses Were Incurred	Cumulative Net Amounts Paid				
	1 2019	2 2020	3 2021	4 2022	5 2023
1. Prior	44,563	45,487	44,804	44,958	44,922
2. 2019	834,525	862,373	861,542	861,428	861,336
3. 2020	XXX	814,691	843,925	843,120	843,053
4. 2021	XXX	XXX	932,928	961,778	961,708
5. 2022	XXX	XXX	XXX	1,168,056	1,200,181
6. 2023	XXX	XXX	XXX	XXX	1,183,422

Section B - Incurred Health Claims - Title XVIII

Year in Which Losses Were Incurred	Sum of Cumulative Net Amount Paid and Claim Liability, Claim Reserve and Medical Incentive Pool and Bonuses Outstanding at End of Year				
	1 2019	2 2020	3 2021	4 2022	5 2023
1. Prior	54,535	45,487	44,804	44,958	44,922
2. 2019	929,303	864,444	861,542	861,428	861,336
3. 2020	XXX	912,357	845,752	843,120	843,053
4. 2021	XXX	XXX	1,031,073	963,475	961,708
5. 2022	XXX	XXX	XXX	1,272,948	1,201,717
6. 2023	XXX	XXX	XXX	XXX	1,284,795

Section C - Incurred Year Health Claims and Claims Adjustment Expense Ratio - Title XVIII

Years in which Premiums were Earned and Claims were Incurred	1 Premiums Earned	2 Claims Payment	3 Claim Adjustment Expense Payments	4 (Col. 3/2) Percent	5 Claim and Claim Adjustment Expense Payments (Col. 2 + 3)	6 (Col. 5/1) Percent	7 Claims Unpaid	8 Unpaid Claims Adjustment Expenses	9 Total Claims and Claims Adjustment Expense Incurred (Col. 5+7+8)	10 (Col. 9/1) Percent
1. 2019	1,086,342	861,336	38,999	4.5	900,335	82.9	0	0	900,335	82.9
2. 2020	1,121,577	843,053	51,911	6.2	894,964	79.8	0	0	894,964	79.8
3. 2021	1,232,139	961,708	50,726	5.3	1,012,434	82.2	0	0	1,012,434	82.2
4. 2022	1,459,613	1,200,181	61,206	5.1	1,261,387	86.4	1,537	16	1,262,940	86.5
5. 2023	1,453,223	1,183,422	63,119	5.3	1,246,541	85.8	101,373	1,022	1,348,936	92.8

ANNUAL STATEMENT FOR THE YEAR 2023 OF THE UnitedHealthcare Plan of the River Valley, Inc.

UNDERWRITING AND INVESTMENT EXHIBIT

PART 2C - DEVELOPMENT OF PAID AND INCURRED HEALTH CLAIMS

(\$000 Omitted)

Section A - Paid Health Claims - Title XIX

Year in Which Losses Were Incurred	Cumulative Net Amounts Paid				
	1 2019	2 2020	3 2021	4 2022	5 2023
1. Prior	410,119	407,769	404,088	402,953	402,203
2. 2019	2,827,449	2,989,800	2,986,484	2,985,830	2,985,781
3. 2020	XXX	1,402,874	1,540,923	1,543,798	1,543,740
4. 2021	XXX	XXX	1,389,968	1,570,309	1,576,560
5. 2022	XXX	XXX	XXX	1,544,209	1,726,357
6. 2023	XXX	XXX	XXX	XXX	1,645,946

Section B - Incurred Health Claims - Title XIX

Year in Which Losses Were Incurred	Sum of Cumulative Net Amount Paid and Claim Liability, Claim Reserve and Medical Incentive Pool and Bonuses Outstanding at End of Year				
	1 2019	2 2020	3 2021	4 2022	5 2023
1. Prior	426,671	407,769	404,088	402,953	402,203
2. 2019	3,004,573	3,008,620	2,986,484	2,985,830	2,985,781
3. 2020	XXX	1,573,808	1,559,107	1,543,798	1,543,740
4. 2021	XXX	XXX	1,571,514	1,601,090	1,576,560
5. 2022	XXX	XXX	XXX	1,734,678	1,756,565
6. 2023	XXX	XXX	XXX	XXX	1,862,957

Section C - Incurred Year Health Claims and Claims Adjustment Expense Ratio - Title XIX

Years in which Premiums were Earned and Claims were Incurred	1 Premiums Earned	2 Claims Payment	3 Claim Adjustment Expense Payments	4 (Col. 3/2) Percent	5 Claim and Claim Adjustment Expense Payments (Col. 2 + 3)	6 (Col. 5/1) Percent	7 Claims Unpaid	8 Unpaid Claims Adjustment Expenses	9 Total Claims and Claims Adjustment Expense Incurred (Col. 5+7+8)	10 (Col. 9/1) Percent
1. 2019	3,450,970	2,985,781	231,305	7.7	3,217,086	93.2	0	0	3,217,086	93.2
2. 2020	1,994,906	1,543,740	130,756	8.5	1,674,496	83.9	0	0	1,674,496	83.9
3. 2021	1,900,349	1,576,560	107,035	6.8	1,683,595	88.6	0	0	1,683,595	88.6
4. 2022	2,112,385	1,726,357	96,987	5.6	1,823,344	86.3	30,208	261	1,853,813	87.8
5. 2023	2,222,075	1,645,946	90,186	5.5	1,736,132	78.1	217,011	1,872	1,955,015	88.0

ANNUAL STATEMENT FOR THE YEAR 2023 OF THE UnitedHealthcare Plan of the River Valley, Inc.

UNDERWRITING AND INVESTMENT EXHIBIT

PART 2C - DEVELOPMENT OF PAID AND INCURRED HEALTH CLAIMS
 (\$000 Omitted)

Section A - Paid Health Claims - Grand Total

Year in Which Losses Were Incurred	Cumulative Net Amounts Paid				
	1 2019	2 2020	3 2021	4 2022	5 2023
1. Prior	467,758	466,266	461,873	460,876	460,066
2. 2019	3,788,374	3,985,217	3,980,989	3,980,242	3,980,096
3. 2020	XXX	2,307,417	2,480,312	2,482,616	2,482,498
4. 2021	XXX	XXX	2,423,772	2,645,288	2,651,511
5. 2022	XXX	XXX	XXX	2,817,507	3,038,243
6. 2023	XXX	XXX	XXX	XXX	2,923,761

Section B - Incurred Health Claims - Grand Total

Year in Which Losses Were Incurred	Sum of Cumulative Net Amount Paid and Claim Liability, Claim Reserve and Medical Incentive Pool and Bonuses Outstanding at End of Year				
	1 2019	2 2020	3 2021	4 2022	5 2023
1. Prior	494,750	466,266	461,873	460,876	460,066
2. 2019	4,071,885	4,006,180	3,980,989	3,980,242	3,980,096
3. 2020	XXX	2,587,463	2,500,391	2,482,616	2,482,498
4. 2021	XXX	XXX	2,716,621	2,677,944	2,651,511
5. 2022	XXX	XXX	XXX	3,125,733	3,070,058
6. 2023	XXX	XXX	XXX	XXX	3,253,513

Section C - Incurred Year Health Claims and Claims Adjustment Expense Ratio - Grand Total

Years in which Premiums were Earned and Claims were Incurred	1 Premiums Earned	2 Claims Payment	3 Claim Adjustment Expense Payments	4 (Col. 3/2) Percent	5 Claim and Claim Adjustment Expense Payments (Col. 2 + 3)	6 (Col. 5/1) Percent	7 Claims Unpaid	8 Unpaid Claims Adjustment Expenses	9 Total Claims and Claims Adjustment Expense Incurred (Col. 5+7+8)	10 (Col. 9/1) Percent
1. 2019	4,700,996	3,980,096	279,456	7.0	4,259,552	90.6	0	0	4,259,552	90.6
2. 2020	3,239,527	2,482,498	185,432	7.5	2,667,930	82.4	0	0	2,667,930	82.4
3. 2021	3,282,354	2,651,511	163,731	6.2	2,815,242	85.8	0	0	2,815,242	85.8
4. 2022	3,713,027	3,038,243	163,012	5.4	3,201,255	86.2	31,816	277	3,233,348	87.1
5. 2023	3,809,528	2,923,761	158,987	5.4	3,082,748	80.9	329,752	2,959	3,415,459	89.7

12.GT

UNDERWRITING AND INVESTMENT EXHIBIT

PART 2D - AGGREGATE RESERVE FOR ACCIDENT AND HEALTH CONTRACTS ONLY

	1 Total	Comprehensive (Hospital & Medical)		4 Medicare Supplement	5 Vision Only	6 Dental Only	7 Federal Employees Health Benefits Plan	8 Title XVIII Medicare	9 Title XIX Medicaid	10 Credit A&H	11 Disability Income	12 Long-Term Care	13 Other
		2 Individual	3 Group										
1. Unearned premium reserves	0	0	0	0	0	0	0	0	0	0	0	0	0
2. Additional policy reserves (a)	0	0	0	0	0	0	0	0	0	0	0	0	0
3. Reserve for future contingent benefits	0	0	0	0	0	0	0	0	0	0	0	0	0
4. Reserve for rate credits or experience rating refunds (including \$0 for investment income) ..	32,829,340	1,162,793	8,970,665	0	0	0	0	0	22,695,882	0	0	0	0
5. Aggregate write-ins for other policy reserves	48,199,398	0	896,680	0	0	0	0	396,308	46,906,410	0	0	0	0
6. Totals (gross)	81,028,738	1,162,793	9,867,345	0	0	0	0	396,308	69,602,292	0	0	0	0
7. Reinsurance ceded	0	0	0	0	0	0	0	0	0	0	0	0	0
8. Totals (Net)(Page 3, Line 4)	81,028,738	1,162,793	9,867,345	0	0	0	0	396,308	69,602,292	0	0	0	0
9. Present value of amounts not yet due on claims	0	0	0	0	0	0	0	0	0	0	0	0	0
10. Reserve for future contingent benefits	838,630	0	182,401	0	0	0	0	191,085	465,144	0	0	0	0
11. Aggregate write-ins for other claim reserves	0	0	0	0	0	0	0	0	0	0	0	0	0
12. Totals (gross)	838,630	0	182,401	0	0	0	0	191,085	465,144	0	0	0	0
13. Reinsurance ceded	0	0	0	0	0	0	0	0	0	0	0	0	0
14. Totals (Net)(Page 3, Line 7)	838,630	0	182,401	0	0	0	0	191,085	465,144	0	0	0	0
DETAILS OF WRITE-INS													
0501. Redetermination Contract Payable	46,906,410	0	0	0	0	0	0	0	46,906,410	0	0	0	0
0502. Section 1343 ACA Risk Adjustment Payable	896,680	0	896,680	0	0	0	0	0	0	0	0	0	0
0503. CMS Risk Adjustment Payable	396,308	0	0	0	0	0	0	396,308	0	0	0	0	0
0598. Summary of remaining write-ins for Line 5 from overflow page.....	0	0	0	0	0	0	0	0	0	0	0	0	0
0599. Totals (Lines 0501 thru 0503 plus 0598) (Line 5 above)	48,199,398	0	896,680	0	0	0	0	396,308	46,906,410	0	0	0	0
1101.													
1102.													
1103.													
1198. Summary of remaining write-ins for Line 11 from overflow page	0	0	0	0	0	0	0	0	0	0	0	0	0
1199. Totals (Lines 1101 thru 1103 plus 1198) (Line 11 above)	0	0	0	0	0	0	0	0	0	0	0	0	0

(a) Includes \$0 premium deficiency reserve.

UNDERWRITING AND INVESTMENT EXHIBIT

PART 3 - ANALYSIS OF EXPENSES

	Claim Adjustment Expenses		3 General Administrative Expenses	4 Investment Expenses	5 Total
	1 Cost Containment Expenses	2 Other Claim Adjustment Expenses			
1. Rent (\$0 for occupancy of own building)	3,912,323	1,042,113	6,129,930	0	11,084,366
2. Salary, wages and other benefits	75,359,609	20,073,303	118,075,408	0	213,508,320
3. Commissions (less \$0 ceded plus \$0 assumed)	0	0	19,318,861	0	19,318,861
4. Legal fees and expenses	1,009,352	268,858	1,595,164	0	2,873,374
5. Certifications and accreditation fees	0	0	0	0	0
6. Auditing, actuarial and other consulting services	7,316,327	1,948,827	11,932,360	0	21,197,514
7. Traveling expenses	1,330,859	354,497	2,093,057	0	3,778,413
8. Marketing and advertising	3,987,516	1,062,142	6,643,497	0	11,693,155
9. Postage, express and telephone	3,402,576	906,333	5,331,245	0	9,640,154
10. Printing and office supplies	5,035,652	1,341,331	7,892,590	0	14,269,573
11. Occupancy, depreciation and amortization	1,641,711	437,297	2,572,276	0	4,651,284
12. Equipment	607,727	161,878	952,203	0	1,721,808
13. Cost or depreciation of EDP equipment and software	7,812,581	2,081,013	12,240,957	0	22,134,551
14. Outsourced services including EDP, claims, and other services	8,071,467	3,883,337	9,973,037	0	21,927,841
15. Boards, bureaus and association fees	119,427	31,811	187,121	0	338,359
16. Insurance, except on real estate	1,475,501	393,025	2,311,853	0	4,180,379
17. Collection and bank service charges	409,318	109,029	641,330	0	1,159,677
18. Group service and administration fees	1,365,592	363,749	3,014,649	0	4,743,990
19. Reimbursements by uninsured plans	0	0	(8,023,308)	0	(8,023,308)
20. Reimbursements from fiscal intermediaries	0	0	0	0	0
21. Real estate expenses	0	0	0	0	0
22. Real estate taxes	128,873	37,349	364,394	0	530,616
23. Taxes, licenses and fees:					
23.1 State and local insurance taxes	0	0	1,590	0	1,590
23.2 State premium taxes	0	0	134,268,189	0	134,268,189
23.3 Regulatory authority licenses and fees	0	0	707,452	0	707,452
23.4 Payroll taxes	2,873,531	838,615	7,928,948	0	11,641,094
23.5 Other (excluding federal income and real estate taxes)	0	0	0	0	0
24. Investment expenses not included elsewhere	0	0	0	462,956	462,956
25. Aggregate write-ins for expenses	17,272,236	3,942,070	23,595,732	0	44,810,038
26. Total expenses incurred (Lines 1 to 25)	143,132,178	39,276,577	369,748,535	462,956	(a) 552,620,246
27. Less expenses unpaid December 31, current year	2,539,292	696,801	57,959,445	187,203	61,382,741
28. Add expenses unpaid December 31, prior year	2,464,091	717,267	42,920,175	158,388	46,259,921
29. Amounts receivable relating to uninsured plans, prior year	0	0	663,000	0	663,000
30. Amounts receivable relating to uninsured plans, current year	0	0	678,666	0	678,666
31. Total expenses paid (Lines 26 minus 27 plus 28 minus 29 plus 30)	143,056,977	39,297,043	354,724,931	434,141	537,513,092
DETAILS OF WRITE-INS					
2501. Information Technology	900,139	239,767	1,410,361	0	2,550,267
2502. Interest	119,963	31,954	178,969	0	330,886
2503. Managed Care & Network Access	122,225	20,636	121,386	0	264,247
2598. Summary of remaining write-ins for Line 25 from overflow page	16,129,909	3,649,713	21,885,016	0	41,664,638
2599. Totals (Lines 2501 thru 2503 plus 2598)(Line 25 above)	17,272,236	3,942,070	23,595,732	0	44,810,038

(a) Includes management fees of \$312,187,277 to affiliates and \$0 to non-affiliates.

EXHIBIT OF NET INVESTMENT INCOME

	1 Collected During Year	2 Earned During Year
1. U.S. government bonds	(a) 2,225,571	2,508,634
1.1 Bonds exempt from U.S. tax	(a) 0	0
1.2 Other bonds (unaffiliated)	(a) 19,151,893	18,452,460
1.3 Bonds of affiliates	(a) 0	0
2.1 Preferred stocks (unaffiliated)	(b) 0	0
2.11 Preferred stocks of affiliates	(b) 0	0
2.2 Common stocks (unaffiliated)	0	0
2.21 Common stocks of affiliates	0	0
3. Mortgage loans	(c) 0	0
4. Real estate	(d) 0	0
5. Contract Loans	0	0
6. Cash, cash equivalents and short-term investments	(e) 16,977,937	16,642,410
7. Derivative instruments	(f) 0	0
8. Other invested assets	(2,488,771)	(2,488,772)
9. Aggregate write-ins for investment income	0	0
10. Total gross investment income	35,866,630	35,114,732
11. Investment expenses		(g) 462,956
12. Investment taxes, licenses and fees, excluding federal income taxes		(g) 0
13. Interest expense		(h) 6,111
14. Depreciation on real estate and other invested assets		(i) 0
15. Aggregate write-ins for deductions from investment income		0
16. Total deductions (Lines 11 through 15)		469,067
17. Net investment income (Line 10 minus Line 16)		34,645,665
DETAILS OF WRITE-INS		
0901.		
0902.		
0903.		
0998. Summary of remaining write-ins for Line 9 from overflow page	0	0
0999. Totals (Lines 0901 thru 0903 plus 0998) (Line 9, above)	0	0
1501.		
1502.		
1503.		
1598. Summary of remaining write-ins for Line 15 from overflow page		0
1599. Totals (Lines 1501 thru 1503 plus 1598) (Line 15, above)		0

- (a) Includes \$ 1,475,168 accrual of discount less \$ 6,314,950 amortization of premium and less \$ 347,316 paid for accrued interest on purchases.
- (b) Includes \$ 0 accrual of discount less \$ 0 amortization of premium and less \$ 0 paid for accrued dividends on purchases.
- (c) Includes \$ 0 accrual of discount less \$ 0 amortization of premium and less \$ 0 paid for accrued interest on purchases.
- (d) Includes \$ 0 for company's occupancy of its own buildings; and excludes \$ 0 interest on encumbrances.
- (e) Includes \$ 6,291,528 accrual of discount less \$ 49,145 amortization of premium and less \$ 83,308 paid for accrued interest on purchases.
- (f) Includes \$ 0 accrual of discount less \$ 0 amortization of premium.
- (g) Includes \$ 0 investment expenses and \$ 0 investment taxes, licenses and fees, excluding federal income taxes, attributable to segregated and Separate Accounts.
- (h) Includes \$ 0 interest on surplus notes and \$ 0 interest on capital notes.
- (i) Includes \$ 0 depreciation on real estate and \$ 0 depreciation on other invested assets.

EXHIBIT OF CAPITAL GAINS (LOSSES)

	1	2	3	4	5
	Realized Gain (Loss) On Sales or Maturity	Other Realized Adjustments	Total Realized Capital Gain (Loss) (Columns 1 + 2)	Change in Unrealized Capital Gain (Loss)	Change in Unrealized Foreign Exchange Capital Gain (Loss)
1. U.S. Government bonds	0	0	0	0	0
1.1 Bonds exempt from U.S. tax	0	0	0	0	0
1.2 Other bonds (unaffiliated)	1,057,908	(162,890)	895,018	0	0
1.3 Bonds of affiliates	0	0	0	0	0
2.1 Preferred stocks (unaffiliated)	0	0	0	0	0
2.11 Preferred stocks of affiliates	0	0	0	0	0
2.2 Common stocks (unaffiliated)	0	0	0	0	0
2.21 Common stocks of affiliates	0	0	0	0	0
3. Mortgage loans	0	0	0	0	0
4. Real estate	0	0	0	0	0
5. Contract loans	0	0	0	0	0
6. Cash, cash equivalents and short-term investments	1,694	0	1,694	0	0
7. Derivative instruments	0	0	0	0	0
8. Other invested assets	0	0	0	0	0
9. Aggregate write-ins for capital gains (losses)	0	0	0	0	0
10. Total capital gains (losses)	1,059,602	(162,890)	896,712	0	0
DETAILS OF WRITE-INS					
0901.					
0902.					
0903.					
0998. Summary of remaining write-ins for Line 9 from overflow page	0	0	0	0	0
0999. Totals (Lines 0901 thru 0903 plus 0998) (Line 9, above)	0	0	0	0	0

EXHIBIT OF NON-ADMITTED ASSETS

	1	2	3
	Current Year Total Nonadmitted Assets	Prior Year Total Nonadmitted Assets	Change in Total Nonadmitted Assets (Col. 2 - Col. 1)
1. Bonds (Schedule D)	0	0	0
2. Stocks (Schedule D):			
2.1 Preferred stocks	0	0	0
2.2 Common stocks	0	0	0
3. Mortgage loans on real estate (Schedule B):			
3.1 First liens	0	0	0
3.2 Other than first liens.....	0	0	0
4. Real estate (Schedule A):			
4.1 Properties occupied by the company	0	0	0
4.2 Properties held for the production of income.....	0	0	0
4.3 Properties held for sale	0	0	0
5. Cash (Schedule E - Part 1), cash equivalents (Schedule E - Part 2) and short-term investments (Schedule DA)	0	0	0
6. Contract loans	0	0	0
7. Derivatives (Schedule DB)	0	0	0
8. Other invested assets (Schedule BA)	0	0	0
9. Receivables for securities	0	0	0
10. Securities lending reinvested collateral assets (Schedule DL)	0	0	0
11. Aggregate write-ins for invested assets	0	0	0
12. Subtotals, cash and invested assets (Lines 1 to 11)	0	0	0
13. Title plants (for Title insurers only)	0	0	0
14. Investment income due and accrued	0	0	0
15. Premiums and considerations:			
15.1 Uncollected premiums and agents' balances in the course of collection	496,047	480,347	(15,700)
15.2 Deferred premiums, agents' balances and installments booked but deferred and not yet due ..	0	0	0
15.3 Accrued retrospective premiums and contracts subject to redetermination	0	0	0
16. Reinsurance:			
16.1 Amounts recoverable from reinsurers	0	0	0
16.2 Funds held by or deposited with reinsured companies	0	0	0
16.3 Other amounts receivable under reinsurance contracts	0	0	0
17. Amounts receivable relating to uninsured plans	4,702	5,926	1,224
18.1 Current federal and foreign income tax recoverable and interest thereon	0	0	0
18.2 Net deferred tax asset	402,368	406,133	3,765
19. Guaranty funds receivable or on deposit	0	0	0
20. Electronic data processing equipment and software	0	0	0
21. Furniture and equipment, including health care delivery assets	0	0	0
22. Net adjustment in assets and liabilities due to foreign exchange rates	0	0	0
23. Receivable from parent, subsidiaries and affiliates	0	116,637	116,637
24. Health care and other amounts receivable	18,595,238	19,575,173	979,935
25. Aggregate write-ins for other than invested assets	770,806	773,897	3,091
26. Total assets excluding Separate Accounts, Segregated Accounts and Protected Cell Accounts (Lines 12 to 25)	20,269,161	21,358,113	1,088,952
27. From Separate Accounts, Segregated Accounts and Protected Cell Accounts	0	0	0
28. Total (Lines 26 and 27)	20,269,161	21,358,113	1,088,952
DETAILS OF WRITE-INS			
1101.			
1102.			
1103.			
1198. Summary of remaining write-ins for Line 11 from overflow page	0	0	0
1199. Totals (Lines 1101 thru 1103 plus 1198)(Line 11 above)	0	0	0
2501. Notes Receivable	760,524	760,524	0
2502. Miscellaneous Receivables and Prepaids	10,282	13,373	3,091
2503.			
2598. Summary of remaining write-ins for Line 25 from overflow page	0	0	0
2599. Totals (Lines 2501 thru 2503 plus 2598)(Line 25 above)	770,806	773,897	3,091

EXHIBIT 1 - ENROLLMENT BY PRODUCT TYPE FOR HEALTH BUSINESS ONLY

Source of Enrollment	Total Members at End of					6 Current Year Member Months
	1 Prior Year	2 First Quarter	3 Second Quarter	4 Third Quarter	5 Current Year	
1. Health Maintenance Organizations	626,130	629,224	628,693	605,570	575,755	7,331,859
2. Provider Service Organizations	0	0	0	0	0	0
3. Preferred Provider Organizations	0	0	0	0	0	0
4. Point of Service	0	0	0	0	0	0
5. Indemnity Only	0	0	0	0	0	0
6. Aggregate write-ins for other lines of business.....	0	0	0	0	0	0
7. Total	626,130	629,224	628,693	605,570	575,755	7,331,859
DETAILS OF WRITE-INS						
0601.						
0602.						
0603.						
0698. Summary of remaining write-ins for Line 6 from overflow page	0	0	0	0	0	0
0699. Totals (Lines 0601 thru 0603 plus 0698) (Line 6 above)	0	0	0	0	0	0

EXHIBIT 3A - ANALYSIS OF HEALTH CARE RECEIVABLES COLLECTED AND ACCRUED

Type of Health Care Receivable	Health Care Receivables Collected or Offset During the Year		Health Care Receivables Accrued as of December 31 of Current Year		5 Health Care Receivables from Prior Years (Columns 1 + 3)	6 Estimated Health Care Receivables Accrued as of December 31 of Prior Year
	1 On Amounts Accrued Prior to January 1 of Current Year	2 On Amounts Accrued During the Year	3 On Amounts Accrued December 31 of Prior Year	4 On Amounts Accrued During the Year		
1. Pharmaceutical rebate receivables	68,467,605	142,483,582	349,099	75,051,874	68,816,704	73,444,118
2. Claim overpayment receivables	78,149,941	88,802,893	12,085,556	4,086,239	90,235,497	15,797,357
3. Loans and advances to providers	0	0	0	374	0	175,175
4. Capitation arrangement receivables	0	0	0	0	0	0
5. Risk sharing receivables	926,010	0	1,547,430	206,333	2,473,440	1,295,215
6. Other health care receivables.....	0	0	3,201	0	3,201	0
7. Totals (Lines 1 through 6)	147,543,556	231,286,475	13,985,286	79,344,820	161,528,842	90,711,865

Note that the accrued amounts in Columns 3, 4, and 6 are the total health care receivables, not just the admitted portion.

EXHIBIT 7 PART 1- SUMMARY OF TRANSACTIONS WITH PROVIDERS

Payment Method	1 Direct Medical Expense Payment	2 Column 1 as a % of Total Payments	3 Total Members Covered	4 Column 3 as a % of Total Members	5 Column 1 Expenses Paid to Affiliated Providers	6 Column 1 Expenses Paid to Non-Affiliated Providers
Capitation Payments:						
1. Medical groups	5,624,650	0.2	575,755	100.0	0	5,624,650
2. Intermediaries	64,953,236	2.1	575,755	100.0	13,358,970	51,594,266
3. All other providers	37,955	0.0	575,755	100.0	0	37,955
4. Total capitation payments	70,615,841	2.2	575,755	100.0	13,358,970	57,256,871
Other Payments:						
5. Fee-for-service	146,795,916	4.7	XXX	XXX	1,710,996	145,084,920
6. Contractual fee payments	2,914,924,008	92.5	XXX	XXX	145,954,497	2,768,969,511
7. Bonus/withhold arrangements - fee-for-service	0	0.0	XXX	XXX	0	0
8. Bonus/withhold arrangements - contractual fee payments	17,307,366	0.5	XXX	XXX	2,367,700	14,939,666
9. Non-contingent salaries	0	0.0	XXX	XXX	0	0
10. Aggregate cost arrangements	0	0.0	XXX	XXX	0	0
11. All other payments	0	0.0	XXX	XXX	0	0
12. Total other payments	3,079,027,290	97.8	XXX	XXX	150,033,193	2,928,994,097
13. TOTAL (Line 4 plus Line 12)	3,149,643,131	100%	XXX	XXX	163,392,163	2,986,250,968

EXHIBIT 7 - PART 2 - SUMMARY OF TRANSACTIONS WITH INTERMEDIARIES

1 NAIC Code	2 Name of Intermediary	3 Capitation Paid	4 Average Monthly Capitation	5 Intermediary's Total Adjusted Capital	6 Intermediary's Authorized Control Level RBC
	Tennessee Carriers	51,594,266	4,299,522	0	0
	Landmark Medical of Tennessee, PC	12,763,140	1,063,595	0	0
	OptumHealth Care Solutions, LLC	595,830	49,652	0	0
9999999 Totals		64,953,236	XXX	XXX	XXX

EXHIBIT 8 - FURNITURE, EQUIPMENT AND SUPPLIES OWNED

Description	1 Cost	2 Improvements	3 Accumulated Depreciation	4 Book Value Less Encumbrances	5 Assets Not Admitted	6 Net Admitted Assets
1. Administrative furniture and equipment	NONE					
2. Medical furniture, equipment and fixtures						
3. Pharmaceuticals and surgical supplies						
4. Durable medical equipment						
5. Other property and equipment						
6. Total						

UNITEDHEALTHCARE PLAN OF THE RIVER VALLEY, INC.

**NOTES TO STATUTORY BASIS FINANCIAL STATEMENTS
AS OF AND FOR THE YEARS ENDED DECEMBER 31, 2023 AND 2022**

1. SUMMARY OF SIGNIFICANT ACCOUNTING POLICIES AND GOING CONCERN

Organization and Operation

UnitedHealthcare Plan of the River Valley, Inc. (the "Company"), licensed as a health maintenance organization, offers its enrollees a variety of managed care programs and products through contractual arrangements with health care providers. The Company is a wholly owned subsidiary of United Healthcare, Inc. United Healthcare, Inc. is a wholly owned subsidiary of United HealthCare Services, Inc., a management corporation that provides services to the Company under the terms of a management agreement (the "Agreement"). United HealthCare Services, Inc. is a wholly owned subsidiary of UnitedHealth Group Incorporated. UnitedHealth Group Incorporated is a publicly held company trading on the New York Stock Exchange.

The Company was incorporated on August 5 1985, as a health maintenance organization and operations commenced in December 1985. The Company is certified as a health maintenance organization by the Illinois Department of Insurance. The Company has entered into contracts with physicians, hospitals, and other health care provider organizations to deliver health care services for all enrollees. The Company is licensed in four states.

The Company offers comprehensive commercial products to employer groups. Each contract outlines the coverage provided and renewal provisions.

The Company serves as a plan sponsor offering Medicare specialized programs including a Dual Special Needs Plan and a Fully Integrated Dual Eligible Special Needs Plan (collectively "Medicare Plans") to the dual-eligible population in the state of Tennessee under contracts with the Centers for Medicare and Medicaid Services ("CMS").

The Company participates state-wide as a contracted managed care organization ("MCO") in the State of Tennessee Bureau of TennCare program ("TennCare"). Uninsured individuals and Medicaid eligible individuals who enroll in the TennCare program receive prepaid health care through participating MCO's. The Company has risk arrangements with TennCare servicing individuals in the all counties across the state of Tennessee. The statewide contract is effective through December 31, 2024 and subject to renewal provisions as outlined in the contract. The Company participates in administering multiple TennCare directed and enhanced rate pass-through and reimbursable programs (collectively "pass-through programs"), some of which are included in the TennCare capitation rate and some of which are reimbursed outside of the monthly capitation rate (see Note 18).

The Company offers the TennCare CHOICES in Long-Term Services and Supports Program ("CHOICES") for eligible individuals, which provides long-term care benefits to the uninsured individuals and Medicaid eligible individuals who are enrolled in the TennCare program and qualify for this benefit. The Company also offers the CHOICES 3 program for individuals who qualify for CHOICES but are considered at-risk for nursing facility care.

The Company administers the Children's Health Insurance Program ("CoverKids") benefits as described in the TennCare Medicaid Contract Requirements. CoverKids includes children under age 19 and eligible mothers of unborn children who do not qualify for TennCare but meet the CoverKids eligibility conditions as defined in the contract.

A. Accounting Practices

The statutory basis financial statements (herein referred to as "financial statements") are presented on the basis of accounting practices prescribed or permitted by the Illinois Department of Insurance.

The Illinois Department of Insurance recognizes only statutory accounting practices, prescribed or permitted by the state of Illinois, for determining and reporting the financial condition and results of operations of a health maintenance organization, for determining its solvency under Illinois Insurance Law. The state of Illinois prescribes the use of the National Association of Insurance Commissioners' ("NAIC") Accounting Practices and Procedures manual ("NAIC SAP") in effect for the accounting periods covered in the financial statements.

No significant differences exist between the practices prescribed or permitted by the state of Illinois and the NAIC SAP which materially affect the statutory basis net income (loss) and capital and surplus, as illustrated in the table below:

Net Income (Loss)	SSAP #	F/S Page #	F/S Line #	December 31, 2023	December 31, 2022
(1) Company state basis (Page 4, Line 32, Columns 2 & 3)	XXX	XXX	XXX	\$ 104,991,596	\$ 133,710,233
(2) State prescribed practices that are an increase/(decrease) from NAIC SAP: Not Applicable				—	—
(3) State permitted practices that are an increase/(decrease) from NAIC SAP: Not Applicable				—	—
(4) NAIC SAP (1 - 2 - 3 = 4)	XXX	XXX	XXX	<u>\$ 104,991,596</u>	<u>\$ 133,710,233</u>
Capital and Surplus					
(5) Company state basis (Page 3, Line 33, Columns 3 & 4)	XXX	XXX	XXX	\$ 380,305,098	\$ 358,184,623
(6) State prescribed practices that are an increase/(decrease) from NAIC SAP: Not Applicable				—	—
(7) State permitted practices that are an increase/(decrease) from NAIC SAP: Not Applicable				—	—
(8) NAIC SAP (5 - 6 - 7 = 8)	XXX	XXX	XXX	<u>\$ 380,305,098</u>	<u>\$ 358,184,623</u>

B. Use of Estimates in the Preparation of the Financial Statements

The preparation of these financial statements in conformity with the NAIC Annual Statement Instructions and the NAIC SAP include certain amounts that are based on the Company's estimates and judgments. These estimates require the Company to apply complex assumptions and judgments, often because the Company must make estimates about the effects of matters that are inherently uncertain and will change in subsequent periods. The most significant estimates relate to hospital and medical benefits, claims unpaid, aggregate health policy reserves (including medical loss ratio ("MLR") rebates), aggregate health claim reserves, risk corridor, and risk adjustment estimates. The Company adjusts these estimates each period as more current information becomes available. The impact of any changes in estimates is included in the determination of net income (loss) in the period in which the estimate is adjusted.

C. Accounting Policy

Basis of Presentation — The Company prepares its financial statements on the basis of accounting practices prescribed or permitted by the Illinois Department of Insurance. These statutory practices differ from accounting principles generally accepted in the United States of America ("GAAP").

Accounting policy disclosures that are required by the NAIC Annual Statement instructions are as follows:

- (1–2) Bonds and short-term investments are stated at book/adjusted carrying value if they meet NAIC designation of one or two and stated at the lower of book/adjusted carrying value or fair value if they meet an NAIC designation of three or higher. The Company does not have any mandatory convertible securities or Securities Valuation Office of the NAIC ("SVO") identified funds (i.e.: exchange traded funds or bond mutual funds) in its bond portfolio. Amortization of bond premium or accretion of discount is calculated using the constant yield interest method. Bonds and short term investments are valued and reported using market prices published by the SVO in accordance with the NAIC Valuation of Securities manual prepared by the SVO or an external pricing service;
- (3–4) The Company holds no common or preferred stock;
- (5) The Company holds no mortgage loans on real estate;
- (6) U.S. government and agency securities and corporate debt securities include loan-backed securities (mortgage-backed securities and asset-backed securities), which are valued using the retrospective adjustment methodology. Prepayment assumptions for the determination of the book/adjusted carrying value, commonly referred to as amortized cost, of loan-backed securities are based on a three-month constant prepayment rate history obtained from external data source vendors. The Company's investment policy limits investments in nonagency residential mortgage-backed securities, including home equity and sub-prime mortgages, to 10% of total cash and invested assets. Total combined investments in mortgage-backed securities and asset-backed securities cannot exceed more than 30% of total cash and invested assets;
- (7) The Company holds no investments in subsidiaries, controlled, or affiliated entities;
- (8) The Company has no investment interests with respect to joint ventures, partnerships, or limited liability companies;
- (9) The Company holds no derivatives;
- (10) Premium deficiency reserves ("PDR") (inclusive of conversion reserves) and the related expenses are recognized when it is probable that expected future health care expenses, claims adjustment expenses ("CAE"), direct administration costs, and an allocation of indirect

administration costs under a group of existing contracts will exceed anticipated future premiums and reinsurance recoveries considered over the remaining lives of the contracts, and are recorded as aggregate health policy reserves in the financial statements. Indirect administration costs arise from activities that are not specifically identifiable to a specific group of existing contracts, and therefore, those costs are fully allocated among the various contract groupings. The allocation of indirect administration costs to each contract grouping is made proportionately to the expected margins remaining in the premiums after future health care expenses, CAE and direct administration costs are considered. The data and assumptions underlying such estimates and the resulting reserves are periodically updated, and any adjustments are reflected as an increase in reserves for life, accident, and health contracts in the financial statements in the period in which the change in estimate is identified. The Company does anticipate investment income as a factor in the PDR calculation (see Note 30);

- (11) CAE are those costs expected to be incurred in connection with the adjustment and recording of accident and health claims. Pursuant to the terms of the Agreement (see Note 10), the Company pays a management fee to its affiliate, United HealthCare Services, Inc., in exchange for administrative and management services. A detailed review of the administrative expenses of the Company and United HealthCare Services, Inc. is performed to determine the allocation between CAE and general administrative expenses ("GAE") to be reported in the financial statements. It is the responsibility of United HealthCare Services, Inc. to pay CAE in the event the Company ceases operations. The Company has recorded an estimate of unpaid CAE associated with incurred but unpaid claims, which is included in unpaid CAE in the financial statements. Management believes the amount of the liability for unpaid CAE as of December 31, 2023 is adequate to cover the Company's cost for the adjustment and recording of unpaid claims; however, actual expenses may differ from those established estimates. Adjustments to the estimates for unpaid CAE are reflected in operating results in the period in which the change in estimate is identified;
- (12) The Company does not carry any fixed assets in the financial statements;
- (13) Health care and other amounts receivable consist of pharmacy rebates receivable estimated based on the most currently available data from the Company's claims processing systems and from data provided by the Company's affiliated pharmaceutical benefit manager, OptumRx, Inc. Health care and other amounts receivable also include receivables for amounts due to the Company for claim overpayments to providers, hospitals and other health care organizations. Health care and other amounts receivable are considered nonadmitted assets under the NAIC SAP if they do not meet admissibility requirements. Accordingly, the Company has excluded receivables that do not meet the admissibility criteria from the financial statements (see Note 28).

The Company has also deemed the following to be significant accounting policies:

ASSETS

Cash and Invested Assets

- Bonds include securities with a maturity of greater than one year at the time of purchase;
- Cash equivalents include securities that have original maturity dates of three months or less from the date of acquisition. Cash equivalents also consist of the Company's share of a qualified cash pool sponsored and administered by United HealthCare Services, Inc. The investment pool is recorded at cost or book/adjusted carrying value depending on the composition of the underlying securities. Interest income from the pool accrues daily to participating members based upon ownership percentage. Cash equivalents, excluding money-market funds, are reported at cost or book/adjusted carrying value depending on the nature of the underlying security, which approximates fair value. Money-market funds are reported at fair value or net asset value ("NAV") as a practical expedient;
- Short-term investments include securities that have a maturity of greater than three months but less than one year at the time of purchase;
- Realized capital gains and losses on sales of investments are calculated based upon specific identification of the investments sold. These gains and losses are reported as net realized capital (losses) gains less capital gains tax ("net realized capital gains (losses) less taxes") in the financial statements;
- The Company continually monitors the difference between amortized cost and estimated fair value of its investments. If any of the Company's investments experience a decline in value that the Company has determined is other-than-temporary, or if the Company has determined it will sell a security that is in an impaired status, the Company will record a realized loss in net realized capital gains (losses) less taxes, in the financial statements. The new cost basis is not changed for subsequent recoveries in fair value. The prospective adjustment method is utilized for loan-backed securities for periods subsequent to the loss recognition (see Note 5).

Other Assets

- **Premiums and Considerations** — The Company reports uncollected premium balances from its insured members, groups, CMS, and state Medicaid agencies as premiums and considerations in the financial statements. Uncollected premium balances that are over 90 days past due, with the exception of amounts due from government insured plans, are considered nonadmitted assets. In addition to those balances, current balances are also considered nonadmitted if the corresponding balance greater than 90 days past due is deemed more than inconsequential. Premiums and considerations also include amounts for commercial risk adjustment receivables as defined in Section 1343 of the the Affordable Care Act ("ACA"), CMS

risk corridor receivables, CMS risk adjustment receivables for the Medicare Plans, and TennCare premium withhold receivables.

Premium adjustments for the CMS risk corridor programs are accounted for as premium adjustments subject to retrospectively rated features (see Note 24). Premium adjustments for the commercial ACA Section 1343 risk adjustment, CMS risk adjustment, and TennCare premium withhold programs are accounted for as premium adjustments subject to redetermination (see Note 24).

- **Amounts Receivable Relating to Uninsured Plans** — The Company reports amounts due to the Company from CMS and state Medicaid agencies for the administrative activities it performs for which it has no insurance risk as amounts receivable relating to uninsured plans (see Note 18). Amounts receivable relating to uninsured plans include costs incurred by the Company that are in excess of the cost reimbursement under the Medicare Plans for the catastrophic reinsurance subsidy and the low-income member cost sharing subsidy and amounts due from the pharmaceutical manufacturers for reimbursement of the discounts under the ACA which mandates consumer discounts on brand name prescription drugs for Part D plan participants in the coverage gap. Amounts receivable relating to uninsured plans also include receivables related to the administration of TennCare's pass-through programs. The Company has no financial or member risk for the benefits provided under the pass-through programs.

LIABILITIES

- **Claims Unpaid and Aggregate Health Claim Reserves** — Claims unpaid and aggregate health claim reserves include claims processed but not yet paid, estimates for claims received but not yet processed, estimates for the costs of health care services enrollees have received but for which claims have not yet been submitted, and payments and liabilities for physician, hospital, and other medical costs disputes.

The estimates for incurred but not yet reported claims are developed using an actuarial process that is consistently applied, centrally controlled, and automated. The actuarial models consider factors such as historical submission and payment data, cost trends, customer and product mix, seasonality, utilization of health care services, contracted service rates, and other relevant factors. The Company estimates such liabilities for physician, hospital, and other medical cost disputes based upon an analysis of potential outcomes, assuming a combination of litigation and settlement strategies. These estimates may change as actuarial methods change or as underlying facts upon which estimates are based change. The Company did not change actuarial methods during 2023 and 2022. Management believes the amount of claims unpaid and aggregate health claim reserves is a best estimate of the Company's liability for unpaid claims and aggregate health claim reserves as of December 31, 2023; however, actual payments may differ from those established estimates.

The Company contracts with hospitals, physicians, and other providers of health care under capitated or discounted fee for service arrangements, including a hospital per diem to provide medical care services to enrollees. Some of these contracts are with related parties (see Note 10). Capitated providers are at risk for the cost of medical care services provided to the Company's enrollees; however, the Company is ultimately responsible for the provision of services to its enrollees should the capitated provider be unable to provide the contracted services.

- **Aggregate Health Policy Reserves** — The Company establishes a liability, for estimated accrued retrospective and redetermination premiums due from the Company based on the actuarial method and assumptions for each respective contract. Aggregate health policy reserves includes commercial risk adjustment payables as defined in Section 1343 of the ACA, CMS risk corridor payables, CMS risk adjustment payables for the Medicare Plans, estimated MLR rebates payable on the comprehensive commercial, Medicaid and Medicare Plans, and commercial retrospectively rated contract payables. Aggregate health policy reserves also include TennCare risk corridor and risk adjustment payables, estimated amounts to be recouped by TennCare for revenue received outside of the medical spend corridor, and an estimated recoupment reserve for recoupment for the rate differential between the TennCare and CHOICES capitation rates.

Premium adjustments for CMS risk corridor, estimated MLR rebates, TennCare risk corridor programs, and TennCare's estimated recoupments outside of the medical spend corridor are accounted for as premium adjustments subject to retrospectively rated features (see Note 24). Premium adjustments for the commercial ACA Section 1343 risk adjustment, CMS risk adjustment, and TennCare risk adjustment and rate differential recoupments are accounted for as premium adjustments subject to redetermination (see Note 24).

- **Premiums Received in Advance** — Premiums received in full for the policies processed during the current period, but prior to the commencement of the service period, are recorded as premiums received in advance in the financial statements.
- **General Expenses Due or Accrued** — General expenses that are due as of the reporting date in addition to general expenses that have been incurred but are not due until a subsequent period are reported as general expenses due or accrued in the financial statements.
- **Amounts due to Parent, Subsidiaries, and Affiliates** — In the normal course of business, the Company has various transactions with related parties (see Note 10). The Company reports any unsettled amounts owed as amounts due to parent, subsidiaries, and affiliates, in the financial statements.

- **Liability for Amounts Held Under Uninsured Plans** — Liability for amounts held under uninsured plans include payables related to the administration of TennCare's pass-through programs (see Note 18). The Company has no financial or member risk for the benefits provided under the pass-through programs.

CAPITAL AND SURPLUS AND MINIMUM STATUTORY REQUIREMENTS

- **Restricted Cash Reserves** — The Company is in compliance with the various states regulatory deposit requirements as of December 31, 2023 and 2022, respectively, for qualification purposes as a domestic and foreign insurer. These restricted cash reserves are stated at book/adjusted carrying value, which approximates fair value. These restricted deposits are included in bonds in the financial statements. Interest earned on these deposits accrues to the Company (see Note 5).
- **Minimum Capital and Surplus** — Under the laws of the state of Illinois, the Illinois Department of Insurance requires the Company to maintain a minimum capital and surplus equal to \$1,500,000.

Risk-based capital ("RBC") is a regulatory tool for measuring the minimum amount of capital appropriate for a MCO to support its overall business operations in consideration of its size and risk profile. The Illinois Department of Insurance requires the Company to maintain minimum capital and surplus equal to the greater of the state statute as outlined above, or the company action level as calculated by the RBC formula, or the level needed to avoid action pursuant to the trend test in the RBC formula.

The Company is also subject to minimum capital and surplus requirements in other states where it is licensed to do business.

The Company is in compliance with the minimum required capital and surplus amounts where it is licensed to do business, as of December 31, 2023 and 2022.

STATEMENTS OF OPERATIONS

- **Net Premium Income and Change in Unearned Premium Reserves and Reserve for Rate Credits** — Revenues consist of net premium income that is recognized in the period in which enrollees are entitled to receive health care services. Net premium income is shown net of reinsurance premiums paid and reinsurance premiums incurred but not paid in the financial statements.

Comprehensive commercial health plans with MLRs on fully insured products, as calculated under the definitions in the ACA and implementing regulations, that fall below certain targets are required to rebate ratable portions of premiums annually. The Company classifies changes to the estimated rebates and retrospective premium adjustments as change in unearned premium reserves and reserve for rate credits in the financial statements (see Note 24). In addition, pursuant to Section 1343 of the ACA, the Company records premium adjustments for changes to the commercial risk adjustment balances which are reflected in net premium income in the financial statements (see Note 24).

Medicare Plans with MLRs on fully insured products, as calculated under the definitions in the ACA and implementing regulations, that fall below certain targets are required to rebate ratable portions of premiums annually. In addition, the Company records premium adjustments for changes to the CMS Medicare Plans risk corridor program. Changes to these estimates are reflected in change in unearned premium reserves and reserve for rate credits. Net premium income also includes premium under the Medicare Plans which includes CMS premiums, including amounts pursuant to the CMS risk adjustment program (see Note 24), and member premiums, and the CMS low-income premium subsidy for the Company's insurance risk coverage.

The Medicaid plan is subject to experience rated rebates, including MLRs and risk corridor programs, risk adjustment program, and performance guarantees based on various utilization measures. The Company records premium adjustments for the changes to the estimates for experience rated rebates and risk corridor programs which are reflected in change in unearned premium reserves and reserve for rate credits and for the risk adjustment program and performance guarantees which are reflected in net premium income in the financial statements (see Note 24).

Net premium income includes amounts paid by TennCare on a per member basis in exchange for the provision and administration of medical benefits under the Medicaid and CoverKids programs. Premiums are contractual and are recognized in the coverage period in which members are entitled to receive services.

The Company records withhold receivables and risk adjustment receivables and payables related to the TennCare program. The changes to the risk adjustment receivables and payables are driven by the estimated impact to the capitation rates initially received as a result of TennCare recalibrating the rates annually for participating MCOs in the Medicaid program. Changes to the estimated amounts recorded as a result of further refined information are reflected as net premium income in the period in which the change becomes known in the financial statements.

- **Total Hospital and Medical Expenses** — Total hospital and medical expenses include claims paid, claims processed but not yet paid, estimates for claims received but not yet processed, estimates for the costs of health care services enrollees have received but for which claims have not yet been submitted, and payments and liabilities for physician, hospital, and other medical costs disputes.

Total hospital and medical expenses also include amounts incurred for incentive pool, withhold adjustments, and bonus amounts that are based on the underlying contractual provisions with the respective providers. In addition, adjustments to claims unpaid estimates and aggregate health claim reserves are reflected in the period once the change in estimate is identified and included in total hospital and medical expenses in the financial statements.

- **General Administrative Expenses** — General expenses that have been paid as of the reporting date in addition to general expenses that have been incurred but are not due until a subsequent period are reported as GAE. Pursuant to the terms of the Agreement (see Note 10), the Company pays a management fee to United HealthCare Services, Inc. in exchange for administrative and management services. Costs for items not included within the scope of the Agreement are directly expensed as incurred. Premium taxes and state income taxes are also a component of GAE. A detailed review of the administrative expenses of the Company and United HealthCare Services, Inc. is performed to determine the allocation between CAE and GAE to be reported in the financial statements.

Administrative fee revenues consist primarily of fees derived from the TennCare Employment and Community First (“ECF”) program, which is one of the TennCare passthrough programs. TennCare reimburses the Company on a per member per month (“PMPM”) basis for actual and reasonable administration costs to support the ECF program. As the Company has neither the obligation for funding the ECF claims, nor the primary responsibility for providing the medical care, the Company does not recognize net premium income and hospital/medical expenses for this contract. Administrative fee revenue and related expenses are netted against GAE in the financial statements (see Note 18).

OTHER

- **Vulnerability Due to Certain Concentrations** — The Company is subject to substantial federal and state government regulation, including licensing and other requirements relating to the offering of the Company’s existing products in new markets and offerings of new products, both of which may restrict the Company’s ability to expand its business.

The Company has no commercial customers that individually exceed 10% of direct premiums written and uncollected premiums, including receivables for contracts subject to redetermination, for the years ended December 31, 2023 and 2022.

Direct premiums written and uncollected premiums, including receivables for contracts subject to redetermination, from CMS related to the Medicare Plans as a percentage of total direct premiums written and total uncollected premiums, including receivables for contracts subject to redetermination, are 39% and 37% as of December 31, 2023 and 39% and 77% as of December 31, 2022, respectively.

Direct premiums written and uncollected premiums, including receivables for contracts subject to redetermination, from the state of Tennessee, TennCare program as a percentage of total direct premiums written and total uncollected premiums, including receivables for contracts subject to redetermination, are 58% and 61% as of December 31, 2023 and 58% and 15% as of December 31, 2022, respectively.

Recently Issued Accounting Standards — In May 2023, the NAIC revised Statement of Statutory Accounting Principles (“SSAP”) No. 34, *Investment Income Due or Accrued* for the updated presentation of investment income (see Note 7), effective for annual 2023. The Company adopted the revision on the effective date.

The Company reviewed all other recently issued guidance in 2023 and 2022 that has been adopted for 2023 or subsequent years’ implementation and has determined that none of the items would have a significant impact to the financial statements.

D. Going Concern

The Company has the ability and will continue to operate for a period of time sufficient to carry out its commitments, obligations and business objectives.

2. ACCOUNTING CHANGES AND CORRECTIONS OF ERRORS

No changes in accounting principles or corrections of errors have been recorded during the years ended December 31, 2023 and 2022.

3. BUSINESS COMBINATIONS AND GOODWILL

A–E. The Company was not party to a business combination during the years ended December 31, 2023 and 2022, and does not carry goodwill in its financial statements.

4. DISCONTINUED OPERATIONS

A. Discontinued Operation Disposed of or Classified as Held for Sale

(1–4) The Company did not have any discontinued operations disposed of or classified as held for sale during 2023 and 2022.

B. Change in Plan of Sale of Discontinued Operation — Not applicable.

C. Nature of any Significant Continuing Involvement with Discontinued Operations after Disposal — Not applicable.

D. Equity Interest Retained in the Discontinued Operation after Disposal — Not applicable.

5. INVESTMENTS

For purposes of calculating gross realized gains and losses on sales of investments, the amortized cost of each investment sold is used. The gross realized gains and losses on sales of long-term investments were \$1,072,187 and \$7,594, respectively, for 2023 and \$0 and \$3,027,155, respectively, for 2022. The gross realized gains and losses on sales of short-term investments were \$1,758 and \$0 for 2023. There were no gross realized gains and losses on sales of short-term investment in 2022. The net realized gains and losses are included in net realized capital gains (losses) less taxes in the financial statements. Total proceeds on the sale of long-term investments were \$85,766,779 and \$108,817,837 and for short-term investment were \$53,120,427 and \$0 in 2023 and 2022, respectively.

As of December 31, 2023 and 2022, the book/adjusted carrying value, fair value, and gross unrecognized unrealized gains and losses of the Company's investments, excluding cash and cash equivalents of \$170,378,575 and \$100,864,574 respectively, are disclosed in the table below:

2023					
	Book/Adjusted Carrying Value	Gross Unrecognized Unrealized Gains	Gross Unrecognized Unrealized Losses < 1 Year	Gross Unrecognized Unrealized Losses > 1 Year	Fair Value
U.S. government and agency securities	\$ 240,912,469	\$ 426,463	\$ 205,562	\$ 15,436,902	\$ 225,696,468
State and agency municipal securities	79,321,144	51,734	46,057	2,763,937	76,562,884
City and county municipal securities	82,272,339	112,754	82,857	2,847,099	79,455,137
Corporate debt securities	319,184,240	485,663	541,110	16,353,180	302,775,613
Other invested assets	1,498,795	—	—	—	1,498,795
Total bonds, short-term investments, and other invested assets	<u>\$ 723,188,987</u>	<u>\$ 1,076,614</u>	<u>\$ 875,586</u>	<u>\$ 37,401,118</u>	<u>\$ 685,988,897</u>

2023					
	Book/Adjusted Carrying Value	Gross Unrecognized Unrealized Gains	Gross Unrecognized Unrealized Losses < 1 Year	Gross Unrecognized Unrealized Losses > 1 Year	Fair Value
Less than one year	\$ 96,311,134	\$ 29,829	\$ 56,484	\$ 191,965	\$ 96,092,514
One to five years	303,890,471	602,062	503,595	8,057,722	295,931,216
Five to ten years	181,629,502	219,009	286,430	16,425,764	165,136,317
Over ten years	141,357,880	225,714	29,077	12,725,667	128,828,850
Total bonds, short-term investments, and other invested assets	<u>\$ 723,188,987</u>	<u>\$ 1,076,614</u>	<u>\$ 875,586</u>	<u>\$ 37,401,118</u>	<u>\$ 685,988,897</u>

2022					
	Book/Adjusted Carrying Value	Gross Unrecognized Unrealized Gains	Gross Unrecognized Unrealized Losses < 1 Year	Gross Unrecognized Unrealized Losses > 1 Year	Fair Value
U.S. government and agency securities	\$ 291,530,136	\$ 364,131	\$ 6,178,261	\$ 13,314,485	\$ 272,401,521
State and agency municipal securities	94,410,866	251,299	1,845,940	2,603,143	90,213,082
City and county municipal securities	101,201,899	230,656	3,908,447	988,309	96,535,799
Corporate debt securities	412,802,599	238,444	11,209,854	13,995,867	387,835,322
Other invested assets	3,996,186	—	—	—	3,996,186
Total bonds, short-term investments, and other invested assets	<u>\$ 903,941,686</u>	<u>\$ 1,084,530</u>	<u>\$ 23,142,502</u>	<u>\$ 30,901,804</u>	<u>\$ 850,981,910</u>

Included in U.S. government and agency securities and corporate debt securities in the tables above are mortgage-related loan-backed securities, which do not have a single maturity date. For the years to maturity table above, these securities have been presented in the maturity group based on the securities' final maturity date and at a book/adjusted carrying value of \$143,656,573 and fair value of \$131,220,141.

The following table illustrates the fair value and gross unrecognized unrealized losses, aggregated by investment category and length of time that the individual securities have been in a continuous unrecognized unrealized loss position as of December 31, 2023 and 2022:

	2023					
	< 1 Year		> 1 Year		Total	
	Fair Value	Gross Unrecognized Unrealized Losses	Fair Value	Gross Unrecognized Unrealized Losses	Fair Value	Gross Unrecognized Unrealized Losses
U.S. government and agency securities	\$ 78,186,263	\$ 205,562	\$ 103,550,437	\$ 15,436,902	\$ 181,736,700	\$ 15,642,464
State and agency municipal securities	12,302,011	46,057	56,001,688	2,763,937	68,303,699	2,809,994
City and county municipal securities	18,148,195	82,857	50,840,313	2,847,099	68,988,508	2,929,956
Corporate debt securities	36,957,039	541,110	201,354,878	16,353,180	238,311,917	16,894,290
Total bonds and short-term investments	<u>\$ 145,593,508</u>	<u>\$ 875,586</u>	<u>\$ 411,747,316</u>	<u>\$ 37,401,118</u>	<u>\$ 557,340,824</u>	<u>\$ 38,276,704</u>

	2022					
	< 1 Year		> 1 Year		Total	
	Fair Value	Gross Unrecognized Unrealized Losses	Fair Value	Gross Unrecognized Unrealized Losses	Fair Value	Gross Unrecognized Unrealized Losses
U.S. government and agency securities	\$ 147,676,696	\$ 6,178,261	\$ 84,666,504	\$ 13,314,485	\$ 232,343,200	\$ 19,492,746
State and agency municipal securities	52,719,488	1,845,940	27,628,656	2,603,143	80,348,144	4,449,083
City and county municipal securities	76,234,647	3,908,447	9,343,889	988,309	85,578,536	4,896,756
Corporate debt securities	253,082,402	11,209,854	94,378,862	13,995,867	347,461,264	25,205,721
Total bonds and short-term investments	<u>\$ 529,713,233</u>	<u>\$ 23,142,502</u>	<u>\$ 216,017,911</u>	<u>\$ 30,901,804</u>	<u>\$ 745,731,144</u>	<u>\$ 54,044,306</u>

The unrecognized unrealized losses on investments in U.S. government and agency securities, state and agency municipal securities, city and county municipal securities, and corporate debt securities at December 31, 2023 and 2022, were mainly caused by interest rate fluctuations and not by unfavorable changes in the credit ratings associated with these securities. The Company evaluates impairment at each reporting period for each of the securities whereby the fair value of the investment is less than its book/adjusted carrying value. The contractual cash flows of the U.S. government and agency securities are guaranteed either by the U.S. government or an agency of the U.S. government. It is expected that the securities would not be settled at a price less than the cost of the investment, and the Company does not intend to sell the investment until the unrealized loss is fully recovered. The Company assessed the credit quality of the state and agency municipal securities, city and county municipal securities and corporate debt securities, noting whether a significant deterioration since purchase or other factors that may indicate an other-than temporary impairment ("OTTI"), such as the length of time and extent to which fair value has been less than cost, the financial condition, and near term prospects of the issuer as well as specific events or circumstances that may influence the operations of the issuer and the Company's intent to sell the investment. Additionally, the Company evaluated its intent and ability to retain loan-backed securities for a period of time sufficient to recover the amortized cost. As a result of these reviews, the Company recorded an OTTI of \$162,890 and \$0 as of December 31, 2023 and 2022, respectively, which are included in net realized capital gains (losses) less taxes in the financial statements.

A-C. The Company has no mortgage loans, real estate loans, restructured debt, or reverse mortgages. The Company also has no real estate property occupied by the Company, real estate property held for the production of income, or real estate property held for sale.

D. Loan-Backed Securities

- (1) U.S. government and agency securities and corporate debt securities include loan-backed securities (mortgage-backed securities and asset-backed securities), which are valued using the retrospective adjustment methodology. Prepayment assumptions for the determination of the book/adjusted carrying value, commonly referred to as amortized cost, of loan-backed securities are based on a three-month constant prepayment rate history obtained from external data source vendors.

- 2) As of December 31, 2023, the Company has classified loan-backed securities that have OTTI as intent to sell. For the remaining loan-backed securities, the Company has the intent and ability to retain the investment in the security for a period of time sufficient to recover the amortized cost basis and determined that the present value of cash flows to be collected is equal to or exceeds the amortized cost basis of the security, as of December 31, 2023. The table below illustrates the aggregate OTTIs recognized on loan-backed securities classified on the basis for the OTTI during 2023:

	1	2	3
	Amortized Cost Basis Before Other-than-Temporary Impairment	Other-than-Temporary Impairment Recognized in Loss	Fair Value 1-2
OTTI Recognized 1st Quarter			
a. Intent to sell	\$ —	\$ —	\$ —
b. Inability or lack of intent to retain the investment in the security for a period of time sufficient to recover the amortized cost basis	—	—	—
c. Total 1st Quarter	<u>\$ —</u>	<u>\$ —</u>	<u>\$ —</u>
OTTI Recognized 2nd Quarter			
d. Intent to sell	\$ 9,757,827	\$ 162,890	\$ 9,594,937
e. Inability or lack of intent to retain the investment in the security for a period of time sufficient to recover the amortized cost basis	—	—	—
f. Total 2nd Quarter	<u>\$ 9,757,827</u>	<u>\$ 162,890</u>	<u>\$ 9,594,937</u>
OTTI Recognized 3rd Quarter			
g. Intent to sell	\$ —	\$ —	\$ —
h. Inability or lack of intent to retain the investment in the security for a period of time sufficient to recover the amortized cost basis	—	—	—
i. Total 3rd Quarter	<u>\$ —</u>	<u>\$ —</u>	<u>\$ —</u>
OTTI Recognized 4th Quarter			
j. Intent to sell	\$ —	\$ —	\$ —
k. Inability or lack of intent to retain the investment in the security for a period of time sufficient to recover the amortized cost basis	—	—	—
l. Total 4th Quarter	<u>\$ —</u>	<u>\$ —</u>	<u>\$ —</u>
m. Annual aggregate total		<u>\$ 162,890</u>	

- (3) The table below represents the loan-backed securities with an OTTI for the year ended December 31, 2023 presented by CUSIP. The Company did not have any loan-backed securities with an OTTI to present by CUSIP for the year ended December 31, 2022.

2023						
1	2	3	4	5	6	7
CUSIP	Book/Adjusted Carrying Value Amortized Cost before Current Period OTTI	Present Value of Projected Cash Flows	Recognized Other-than-Temporary Impairment	Amortized Cost After Other-than-Temporary Impairment	Fair Value at Time of OTTI	Date of Financial Statement Where Reported
12625XAA5	\$ 200,442	\$ 182,500	\$ 17,942	\$ 182,500	\$ 182,500	6/30/2023
12625XAA5	1,618,636	1,473,687	144,948	1,473,687	1,473,687	6/30/2023
Total	<u>XXX</u>	<u>XXX</u>	<u>\$ 162,890</u>	<u>XXX</u>	<u>XXX</u>	<u>XXX</u>

- (4) The following table illustrates the fair value, gross unrecognized unrealized losses, and length of time that the loan-backed securities have been in a continuous unrecognized unrealized loss position as of December 31, 2023 and 2022:

	2023
The aggregate amount of unrealized losses:	
1. Less than 12 months	\$ 107,557
2. 12 months or longer	12,430,417
The aggregate related fair value of securities with unrealized losses:	
1. Less than 12 months	20,485,759
2. 12 months or longer	90,153,449
	2022
The aggregate amount of unrealized losses:	
1. Less than 12 months	\$ 4,008,701
2. 12 months or longer	10,840,239
The aggregate related fair value of securities with unrealized losses:	
1. Less than 12 months	75,761,819
2. 12 months or longer	54,388,221

- (5) The Company believes that it will continue to collect timely the principal and interest due on its loan-backed securities that have an amortized cost in excess of fair value. The unrealized losses were primarily caused by interest rate changes and not by unfavorable changes in the credit quality associated with these securities that impacted the assessment on collectability of principal and interest. At each reporting period, the Company evaluates available-for-sale debt securities for any credit-related impairment when the fair value of the investment is less than its amortized cost. The Company evaluated the expected cash flows and the underlying credit quality and credit ratings of the issuers, noting no significant credit deterioration since purchase. As of December 31, 2023, the unrealized loss on any security that the Company classified as available for sale was not material to the Company's investment portfolio. Any other securities in an unrealized loss position as of December 31, 2023, the Company considers to be temporary.

E. Dollar Repurchase Agreements and/or Securities Lending Transactions — Not applicable.

F. Repurchase Agreements Transactions Accounted for as Secured Borrowing — Not applicable.

G. Reverse Repurchase Agreements Transactions Accounted for as Secured Borrowing — Not applicable.

H. Repurchase Agreements Transactions Accounted for as a Sale — Not applicable.

I. Reverse Repurchase Agreements Transactions Accounted for as a Sale — Not applicable.

J. Real Estate — Not applicable.

K. Low-Income Housing Tax Credits ("LIHTC")

- (1-7) LIHTC investments of \$1,498,795 and \$3,996,186 as of December 31, 2023 and 2022, respectively, are included in other invested assets in the financial statements. The Company has no corresponding liability as of December 31, 2023 and 2022 for future capital contributions. The number of remaining years of unexpired tax credits is 2 years and the required holding period for the LIHTC investments is 7 years. The LIHTC investments are not currently subject to any regulatory reviews. The Company did not recognize any impairment losses, write-downs, or reclassifications during 2023 or 2022.

L. Restricted Assets

(1) Restricted assets, including pledged securities as of December 31, 2023 and 2022, are presented below:

	1	2	3	4	5	6	7
Restricted Asset Category	Total Gross (Admitted & Nonadmitted) Restricted From Current Year	Total Gross (Admitted & Nonadmitted) Restricted From Prior Year	Increase/ (Decrease) (1 Minus 2)	Total Current Year Nonadmitted Restricted	Total Current Year Admitted Restricted (1 minus 4)	Gross (Admitted & Nonadmitted) Restricted to Total Assets (a)	Admitted Restricted to Total Admitted Assets (b)
a. Subject to contractual obligation for which liability is not shown	\$ —	\$ —	\$ —	\$ —	\$ —	— %	— %
b. Collateral held under security lending agreements	—	—	—	—	—	— %	— %
c. Subject to repurchase agreements	—	—	—	—	—	— %	— %
d. Subject to reverse repurchase agreements	—	—	—	—	—	— %	— %
e. Subject to dollar repurchase agreements	—	—	—	—	—	— %	— %
f. Subject to dollar reverse repurchase agreements	—	—	—	—	—	— %	— %
g. Placed under option contracts	—	—	—	—	—	— %	— %
h. Letter stock or securities restricted as to sale—excluding FHLB capital stock	—	—	—	—	—	— %	— %
i. FHLB capital stock	—	—	—	—	—	— %	— %
j. On deposit with states	23,791,263	26,474,749	(2,683,486)	—	23,791,263	2 %	2 %
k. On deposit with other regulatory bodies	—	—	—	—	—	— %	— %
l. Pledged as collateral to FHLB (including assets backing funding agreements)	—	—	—	—	—	— %	— %
m. Pledged as collateral not captured in other categories	—	—	—	—	—	— %	— %
n. Other restricted assets	—	—	—	—	—	— %	— %
o. Total restricted assets	\$ 23,791,263	\$ 26,474,749	\$ (2,683,486)	\$ —	\$ 23,791,263	2 %	2 %

(a) Column 1 divided by Asset Page, Column 1, Line 28

(b) Column 5 divided by Asset Page, Column 3, Line 28

(2–4) The Company has no assets pledged as collateral not captured in other categories and no other restricted assets as of December 31, 2023 or 2022.

M. Working Capital Finance Investments — Not applicable.

N. Offsetting and Netting of Assets and Liabilities

The Company does not have any offsetting or netting of assets and liabilities as it relates to derivatives, repurchase and reverse repurchase agreements, and securities borrowing and securities lending activities.

O. 5GI Securities

The Company does not have any investments with an NAIC designation of 5GI as of December 31, 2023 and 2022.

P. Short Sales — Not applicable.

Q. Prepayment Penalty and Acceleration Fees

The Company does not have any prepayment penalty and acceleration fees as of December 31, 2023.

R. Reporting Entity’s Share of Cash Pool by Asset Type

The Company’s investment in the qualified cash pool is reported in cash equivalents. The Company’s investment in the qualified cash pool is \$2,886,950 and \$2,738,176 as of December 31, 2023 and 2022, respectively.

The following table presents the percent share distribution by underlying asset type of the total qualified cash pool balance as of December 31, 2023:

Asset Type	Percent Share
(1) Cash	8%
(2) Cash Equivalents	59%
(3) Short-Term Investments	33%
(4) Total	100%

6. JOINT VENTURES, PARTNERSHIPS, AND LIMITED LIABILITY COMPANIES

A–B. The Company has no investments in joint ventures, partnerships, or limited liability companies that exceed 10% of admitted assets and did not recognize any impairment write-down for its investments in joint ventures, partnerships, and limited liability companies during the statement periods.

7. INVESTMENT INCOME

A. The Company excludes all investment income due and accrued amounts that are over 90 days past due from the financial statements.

B. There were no investment income amounts excluded from the financial statements.

C. The following table illustrates the gross interest income due and accrued, nonadmitted interest income due and accrued, and admitted interest income due and accrued amounts as of December 31, 2023 and 2022:

2023	
Interest Income Due And Accrued:	
1. Gross	\$ 7,280,162
2. Nonadmitted	—
3. Admitted	7,280,162

2022	
Interest Income Due And Accrued:	
1. Gross	\$ 7,712,468
2. Nonadmitted	—
3. Admitted	7,712,468

D. The Company has no aggregated deferred interest as of December 31, 2023 or 2022.

E. The Company has no paid-in-kind interest as of December 31, 2023 or 2022.

8. DERIVATIVE INSTRUMENTS

A–B. The Company has no derivative instruments.

9. INCOME TAXES

On August 16, 2022, the U.S. government enacted the Inflation Reduction Act. Included in the Inflation Reduction Act was a new corporate alternative minimum tax (“CAMT”). The CAMT is calculated as 15% of adjusted financial statement income and applies only to corporations with average annual adjusted financial statement income in excess of \$1 billion for three prior taxable years. The applicability of the CAMT is determined on a tax-controlled group basis.

The Company is included in the consolidated federal income tax return with its ultimate parent, UnitedHealth Group Incorporated which constitutes a controlled group. The controlled group's expected federal income tax will exceed the CAMT and therefore the Company does not expect to be subject to the minimum tax.

The controlled group has not made any material modifications to the methodology used to project the CAMT.

A. Deferred Tax Asset/Liability

(1) The components of the net deferred tax asset at December 31, 2023 and 2022 are as follows:

	2023			2022			Change		
	1 Ordinary	2 Capital	3 (Col 1+2) Total	4 Ordinary	5 Capital	6 (Col 4+5) Total	7 (Col 1 - 4) Ordinary	8 (Col 2 - 5) Capital	9 (Col 7+8) Total
(a) Gross deferred tax assets	\$ 6,208,637	\$ —	\$ 6,208,637	\$ 10,262,422	\$ —	\$ 10,262,422	\$ (4,053,785)	\$ —	\$ (4,053,785)
(b) Statutory valuation allowance adjustments	—	—	—	—	—	—	—	—	—
(c) Adjusted gross deferred tax assets (1a - 1b)	6,208,637	—	6,208,637	10,262,422	—	10,262,422	(4,053,785)	—	(4,053,785)
(d) Deferred tax assets nonadmitted	402,368	—	402,368	406,133	—	406,133	(3,765)	—	(3,765)
(e) Subtotal net admitted deferred tax asset (1c - 1d)	5,806,269	—	5,806,269	9,856,289	—	9,856,289	(4,050,020)	—	(4,050,020)
(f) Deferred tax liabilities	187,424	—	187,424	281,136	—	281,136	(93,712)	—	(93,712)
(g) Net admitted deferred tax asset/(net deferred tax liability) (1e - 1f)	<u>\$ 5,618,845</u>	<u>\$ —</u>	<u>\$ 5,618,845</u>	<u>\$ 9,575,153</u>	<u>\$ —</u>	<u>\$ 9,575,153</u>	<u>\$ (3,956,308)</u>	<u>\$ —</u>	<u>\$ (3,956,308)</u>

(2) The components of the adjusted gross deferred tax assets admissibility calculation under Statement of Statutory Accounting Principles ("SSAP") No. 101, *Income Taxes*, are as follows:

	2023			2022			Change		
	1	2	3	4	5	6	7	8	9
Admission Calculation Components SSAP No. 101	Ordinary	Capital	(Col 1 + 2) Total	Ordinary	Capital	(Col 4 + 5) Total	(Col 1 - 4) Ordinary	(Col 2 - 5) Capital	(Col 7 + 8) Total
(a) Federal income taxes paid in prior years recoverable through loss carrybacks	\$ 5,467,887	\$ —	\$ 5,467,887	\$ 9,422,177	\$ —	\$ 9,422,177	\$ (3,954,290)	\$ —	\$ (3,954,290)
(b) Adjusted gross deferred tax assets expected to be realized (excluding the amount of deferred tax assets from 2(a) above) after application of the threshold limitation. (The lesser of 2(b)1 and 2(b)2 below)	150,958	—	150,958	152,976	—	152,976	(2,018)	—	(2,018)
1. Adjusted gross deferred tax assets expected to be realized following the balance sheet date	150,958	—	150,958	152,976	—	152,976	(2,018)	—	(2,018)
2. Adjusted gross deferred tax assets allowed per limitation threshold	XXX	XXX	56,202,938	XXX	XXX	52,291,421	XXX	XXX	3,911,517
(c) Adjusted gross deferred tax assets (excluding the amount of deferred tax assets from 2(a) and 2(b) above) offset by gross deferred tax liabilities	187,424	—	187,424	281,136	—	281,136	(93,712)	—	(93,712)
(d) Deferred tax assets admitted as the result of application of SSAP No. 101 Total 2(a) + 2(b) + 2(c)	\$ 5,806,269	\$ —	\$ 5,806,269	\$ 9,856,289	\$ —	\$ 9,856,289	\$ (4,050,020)	\$ —	\$ (4,050,020)

(3) The ratio percentage and adjusted capital and surplus used to determine the recovery period and threshold limitations for the admissibility calculation are presented below:

	2023	2022
(a) Ratio percentage used to determine recovery period and threshold limitation amount	>300%	>300%
(b) Amount of adjusted capital and surplus used to determine recovery period and threshold limitation in 2(b)(2) above	\$ 374,686,253	\$ 348,609,470

(4) The impact to the gross deferred tax assets balances as a result of tax-planning strategies as of December 31, 2023 and 2022 is presented below:

Impact of Tax-Planning Strategies	2023		2022		Change	
	1	2	3	4	5	6
	Ordinary	Capital	Ordinary	Capital	(Col 1 - 3) Ordinary	(Col 2 - 4) Capital
(a) Determination of adjusted gross deferred tax assets and net admitted deferred tax assets by tax character as a percentage.						
1. Adjusted gross DTAs amount from Note 9A1(c)	\$ 6,208,637	\$ —	\$ 10,262,422	\$ —	\$ (4,053,785)	\$ —
2. Percentage of adjusted gross DTAs by tax character attributable to the impact of tax-planning strategies	— %	— %	— %	— %	— %	— %
3. Net admitted adjusted gross DTAs amount from Note 9A1(e)	\$ 5,806,269	\$ —	\$ 9,856,289	\$ —	\$ (4,050,020)	\$ —
4. Percentage of net admitted adjusted gross DTAs by tax character admitted because of the impact of tax-planning strategies	— %	— %	— %	— %	— %	— %
(b) Does the Company's tax-planning strategies include the use of reinsurance?			Yes		No	X

B. Unrecognized Deferred Tax Liabilities

(1-4) There are no unrecognized deferred tax liabilities for the years ended December 31, 2023 and 2022.

C. Significant Components of Income Taxes

(1) The current federal income taxes incurred for the years ended December 31, 2023 and 2022 are as follows:

	1	2	3
	2023	2022	(Col 1 - 2) Change
1. Current income tax			
(a) Federal	\$ 20,127,648	\$ 37,859,153	\$ (17,731,505)
(b) Foreign	—	—	—
(c) Subtotal (1a+1b)	20,127,648	37,859,153	(17,731,505)
(d) Federal income tax on net capital gains (losses)	222,627	(668,195)	890,822
(e) Utilization of capital loss carryforwards	—	—	—
(f) Other	—	—	—
(g) Total federal and foreign income taxes incurred (1c+1d+1e+1f)	<u>\$ 20,350,275</u>	<u>\$ 37,190,958</u>	<u>\$ (16,840,683)</u>

(2-4) The tax effects of temporary differences that give rise to significant portions of the deferred tax assets and liabilities as of December 31, 2023 and 2022, are as follows:

	1	2	3
	2023	2022	(Col 1 - 2) Change
2. Deferred tax assets:			
(a) Ordinary:			
(1) Discounting of unpaid losses	\$ 1,094,970	\$ 951,867	\$ 143,103
(2) Unearned premium reserve	51,085	3,442,355	(3,391,270)
(3) Policyholder reserves	—	—	—
(4) Investments	—	—	—
(5) Deferred acquisition costs	—	—	—
(6) Policyholder dividends accrual	—	—	—
(7) Fixed assets	—	—	—
(8) Compensation and benefits accrual	—	—	—
(9) Pension accrual	—	—	—
(10) Receivables — nonadmitted	4,172,007	4,399,787	(227,780)
(11) Net operating loss carryforward	—	—	—
(12) Tax credit carryforward	—	—	—
(13) Other	890,575	1,468,413	(577,838)
(99) Subtotal (sum of 2a1 through 2a13)	6,208,637	10,262,422	(4,053,785)
(b) Statutory valuation allowance adjustment	—	—	—
(c) Nonadmitted	402,368	406,133	(3,765)
(d) Admitted ordinary deferred tax assets (2a99 - 2b - 2c)	5,806,269	9,856,289	(4,050,020)
(e) Capital:			
(1) Investments	—	—	—
(2) Net capital loss carryforward	—	—	—
(3) Real estate	—	—	—
(4) Other	—	—	—
(99) Subtotal (2e1+2e2+2e3+2e4)	—	—	—
(f) Statutory valuation allowance adjustment	—	—	—
(g) Nonadmitted	—	—	—
(h) Admitted capital deferred tax assets (2e99 - 2f - 2g)	—	—	—
(i) Admitted deferred tax assets (2d + 2h)	5,806,269	9,856,289	(4,050,020)
3. Deferred tax liabilities:			
(a) Ordinary:			
(1) Investments	—	—	—
(2) Fixed assets	—	—	—
(3) Deferred and uncollected premium	—	—	—
(4) Policyholder reserves	—	—	—
(5) Other	187,424	281,136	(93,712)
(99) Subtotal (3a1+3a2+3a3+3a4+3a5)	187,424	281,136	(93,712)
(b) Capital:			
(1) Investments	—	—	—
(2) Real estate	—	—	—
(3) Other	—	—	—
(99) Subtotal (3b1+3b2+3b3)	—	—	—
(c) Deferred tax liabilities (3a99 + 3b99)	187,424	281,136	(93,712)
4. Net deferred tax assets/liabilities (2i - 3c)	<u>\$ 5,618,845</u>	<u>\$ 9,575,153</u>	<u>\$ (3,956,308)</u>

The Company assessed the potential realization of the gross deferred tax asset and as a result no statutory valuation allowance was required and no allowance was established as of December 31, 2023 and 2022.

- D. The provision for federal income taxes incurred is different from that which would be obtained by applying the statutory federal income tax rate of 21% to net income (loss) after capital gains tax and before federal income taxes. A summarization of the significant items causing this difference as of December 31, 2023 and 2022 is as follows:

	2023		2022	
	Amount	Effective Tax Rate	Amount	Effective Tax Rate
Tax provision at the federal statutory rate	\$ 26,321,832	21 %	\$ 35,889,253	21 %
Tax-exempt interest	(544,575)	(1)	(524,917)	—
Current year tax credit	(1,694,798)	(1)	(1,911,945)	(1)
Tax effect of nonadmitted assets	227,889	—	(753,872)	(1)
Total statutory income taxes	\$ 24,310,348	19 %	\$ 32,698,519	19 %
Federal income taxes incurred	\$ 20,127,648	16 %	\$ 37,859,153	22 %
Capital gains tax	222,627	—	(668,195)	—
Change in net deferred income tax	3,960,073	3	(4,492,439)	(3)
Total statutory income taxes	\$ 24,310,348	19 %	\$ 32,698,519	19 %

- E. At December 31, 2023, the Company had no net operating loss carryforwards.

Current federal income taxes recoverable of \$2,665,725 and \$20,710,043 as of December 31, 2023 and 2022, respectively, are included in the financial statements. Federal income taxes paid, net of refunds were \$2,305,958 and \$44,306,744 in 2023 and 2022, respectively.

Federal income taxes incurred of \$20,350,277 and \$37,190,958 for 2023 and 2022, respectively, are available for recoupment in the event of future net losses.

The Company has not admitted any aggregate amounts of deposits that are included within Section 6603 ("Deposits made to suspend running of interest on potential underpayments, etc.") of the Internal Revenue Service ("IRS") Code.

- F. The Company is included in the consolidated federal income tax return with its ultimate parent, UnitedHealth Group Incorporated which constitutes a controlled group. The entities included within the consolidated return are included in the NAIC Statutory Statement Schedule Y - Information Concerning Activities of Insurer Members Of A Holding Company Group. Federal income taxes are paid to or refunded by UnitedHealth Group Incorporated pursuant to the terms of a tax-sharing agreement, approved by the Board of Directors, under which taxes approximate the amount that would have been computed on a separate company basis, with the exception of net operating losses and capital losses. For these losses the Company receives a benefit at the federal rate in the current year for current taxable losses incurred in that year to the extent losses can be utilized in the consolidated federal return of UnitedHealth Group Incorporated. UnitedHealth Group Incorporated currently files income tax returns in the U.S. federal jurisdiction, various states, and foreign jurisdictions. The U.S. IRS has completed exams on UnitedHealth Group Incorporated's consolidated income tax returns for fiscal years 2016 and prior. UnitedHealth Group Incorporated's 2017 through 2020 tax returns are under review by the IRS under its Compliance Assurance Program. UnitedHealth Group Incorporated is no longer subject to income tax examinations prior to the 2014 tax year. In general, the Company is subject to examination in non-U.S. jurisdictions for years 2015 and forward.
- G. **Tax Contingencies** — Not applicable.
- H. **Repatriation Transition Tax** — Not applicable.
- I. **Alternative Minimum Tax Credit** — Not applicable.

10. INFORMATION CONCERNING PARENT, SUBSIDIARIES, AND AFFILIATES

- A–B. In the ordinary course of business, the Company contracts with several affiliates to provide a wide variety of services to the Company's members. These agreements are filed with and approved by the Illinois Department of Insurance according to Management's understanding of the current requirements and standards. Within the confines of the applicable filed and approved agreements (including subsequent amendments thereto), the amount and types of services provided by these affiliated entities can change year over year.

United HealthCare Services, Inc. maintains a private short-term investment pool in which affiliated companies may participate (see Note 1). At December 31, 2023 and 2022, the Company's portion was \$2,886,950 and \$2,738,176, respectively and is included in cash equivalents in the financial statements.

The Company has a tax-sharing agreement with UnitedHealth Group Incorporated (see Note 9).

The Company paid dividends of \$80,000,000 and \$199,000,000 in 2023 and 2022, respectively, to its parent (see Note 13).

The Company held a \$200,000,000 subordinated revolving credit agreement with UnitedHealth Group Incorporated at an interest rate of London InterBank Offered Rate ("LIBOR") plus a margin of 0.50%. This credit agreement was subordinate to the extent it did not conflict with any credit facility held by either party. This agreement was terminated effective December 31, 2022, due to the elimination of LIBOR as an interest rate benchmark in 2023. No amounts were outstanding under the line of credit as

of December 31, 2022. This agreement was replaced with a new agreement, which was effective as of January 1, 2023.

Effective January 1, 2023 to April 1, 2023, the Company entered into a new subordinated revolving credit agreement with United HealthCare Services, Inc. at an interest rate of Fed Funds Target rate Upper Bound plus 50 basis points. The Company's subordinated credit agreement value is below the holding company threshold of the lesser of 3% of admitted assets or 25% of capital and surplus. This agreement replaced the previous agreement, which was held to an interest rate of LIBOR plus a margin of 50 basis points.

Effective April 1, 2023, the Company entered into a new subordinated revolving credit agreement with United HealthCare Services, Inc. at an interest rate of Fed Funds Target rate Upper Bound plus 50 basis points. The Company's subordinated credit agreement limit equals \$200,000,000. This agreement has been approved by the Illinois Department of Insurance and has replaced the previous agreement, which was held to the holding company threshold of the lesser of 3% of admitted assets or 25% of capital and surplus. No amounts were outstanding under this agreement as of December 31, 2023.

The Company holds a subordinated revolving credit agreement with United HealthCare Services, Inc. at an interest rate of Fed Funds Target rate – Upper Bound plus 50 basis points. Under this agreement, United HealthCare Services, Inc. can borrow money on a short-term basis from the Company. The aggregate principal amount that may be outstanding at any time is the lesser of 3% of the Company's admitted assets or 25% of the Company's policyholder surplus as of the preceding December 31. The Illinois Department of Insurance did not disapprove the Company's request to admit any outstanding receivable at the end of each reporting period pursuant to this agreement provided it continues to be in compliance with statutory accounting principles and state statutes. No amounts were outstanding under this agreement as of December 31, 2023 and 2022. The total amount of interest earned through the reporting period is \$0 and \$36,694 as of December 31, 2023 and 2022, respectively.

The Company has entered into reinsurance agreements with an affiliated entity (see Note 23).

- C. The Company has no material related party transactions that meet the disclosure requirements pursuant to SSAP No. 25, *Affiliates and Other Related Parties* ("SSAP No. 25") that are not included in NAIC Statutory Statement Schedule Y—Part 2 Summary Of Insurer's Transactions With Any Affiliates.
- D. At December 31, 2023 and 2022, the Company reported \$42,520,985 and \$71,835,773, respectively, as amounts due to parent, subsidiaries, and affiliates, which are included in the financial statements. These balances are generally settled within 90 days from the incurred date. Any balances due to the Company that are not settled within 90 days are considered nonadmitted assets.
- E. The administrative services, access fees, and cost of care services provided by affiliates are calculated using one or more of the following methods: (1) a percentage of premiums; (2) use of assets; (3) direct pass-through of charges; (4) PMPM; (5) per employee per month; (6) per claim; or (7) a combination thereof consistent with the provisions contained in each contract. These amounts are included in GAE, CAE, and hospital and medical expenses in the financial statements. The following table identifies the amounts reported for the administrative services, access fees, and cost of care services provided by related parties for the years ended December 31, 2023 and 2022, which meet the disclosure requirements pursuant to SSAP No. 25, regardless of the effective date of the contract:

	2023	2022
United HealthCare Services, Inc.	\$ 336,876,225	\$ 300,266,476
OptumRX, Inc.	85,935,151	78,767,340
naviHealth, Inc.	36,140,937	39,536,408
United Behavioral Health	26,165,549	26,025,022
XL Home, P.C.	14,383,778	17,210,330
Landmark Medical of Tennessee, PC	12,763,140	—
Ear Professionals International Corporation	8,713,850	8,353,207
OptumInsight, Inc.	6,619,503	7,824,961

United HealthCare Services, Inc., Inc. provides, or arranges for the provision of, management, administrative, and other services deemed necessary or appropriate for United HealthCare Services, Inc. to provide management and operational support to the Company. The services can include, but are not limited to, the categories of management and operational services outlined in the Agreement, such as human resources, legal, facilities, general administration, treasury and investment functions, claims adjudication and payment, benefit administration, disease management, health care decision support, medical management, credentialing, preventative health services, and utilization management reporting.

OptumRx, Inc. provides services that may include, but are not limited to, administrative services related to pharmacy management and pharmacy claims processing for enrollees, manufacturer rebate administration, pharmacy incentive services, specialty drug pharmacy services, durable medical equipment services including orthotics and prosthetics and personal health products catalogues showing the healthcare products and benefit credits enrollees needed to redeem the respective products.

naviHealth, Inc. provides comprehensive post-acute services and care delivery.

United Behavioral Health provides services related to mental health and substance abuse treatment.

XLHome, P.C. provides house call services to the Company's members.

Landmark Medical of Tennessee, PC provides delivery of home-based medical care to improve the health and quality of care for chronically ill and frail individuals.

Ear Professionals International Corporation provides hearing support services.

OptumInsight, Inc. provides services that may include, but are not limited to, coordination of benefits and data mining, retrospective fraud and waste abuse, subrogation and audit services. All recoveries are returned to the Company by OptumInsight, Inc. on a monthly basis.

The Company has premium payments that are received and claim payments and direct expenses such as broker commissions, Illinois Department of Insurance exam fees, ACA assessments and premium taxes that are processed and paid by an affiliated UnitedHealth Group entity. Premiums, claims, and direct expenses applicable to the Company are settled at regular intervals throughout the month via the intercompany settlement process and any amounts outstanding are reflected in amounts due to parent, subsidiaries, and affiliates, in the financial statements.

- F. The Company has not extended any guarantees or undertakings for the benefit of an affiliate or related party.
- G. The Company is part of an insurance holding company system with UnitedHealth Group Incorporated as the ultimate parent. Management believes that the Company's transactions with affiliates are fair and reasonable; however, operations of the Company may not be indicative of those that would have occurred if it had operated as an independent company.
- H. The Company does not have any amount deducted from the value of an upstream intermediate entity or ultimate parent owned, either directly or indirectly, via a downstream subsidiary, controlled, or affiliated entity.
- I. The Company does not have any investments in a subsidiary, controlled, or affiliated entity that exceeds 10% of admitted assets.
- J. The Company does not have any investments in impaired subsidiaries, controlled, or affiliated entities.
- K. The Company does not have any investments in foreign insurance subsidiaries.
- L. The Company does not hold any investments in a downstream noninsurance holding company.
- M. The Company does not have any investments in noninsurance subsidiaries, controlled, or affiliated entities.
- N. The Company does not have any investments in insurance subsidiaries, controlled, or affiliated entities.
- O. The Company does not have any investments in subsidiary, controlled, or affiliated entities or joint ventures, partnerships, and limited liability companies in which the Company's share of losses exceeds the investment.

11. DEBT

- A–B. The Company had no outstanding debt with third-parties or outstanding Federal Home Loan Bank agreements during 2023 and 2022.

12. RETIREMENT PLANS, DEFERRED COMPENSATION, POSTEMPLOYMENT BENEFITS AND COMPENSATED ABSENCES AND OTHER POSTRETIREMENT BENEFIT PLANS

- A–I. The Company has no defined benefit plans, defined contribution plans, multiemployer plans, consolidated/holding company plans, postemployment benefits, or compensated absences plans and is not impacted by the Medicare Modernization Act on postretirement benefits, since all personnel are employees of United HealthCare Services, Inc., which provides services to the Company under the terms of the Agreement (see Note 10).

13. CAPITAL AND SURPLUS, DIVIDEND RESTRICTIONS, AND QUASI-REORGANIZATIONS

- A–B. The Company has 1,000 shares authorized and 10 shares issued and outstanding of no par value common stock. The Company has no preferred stock outstanding. All issued and outstanding shares of common stock are held by the Company's parent, UnitedHealthcare, Inc.
- C. Dividend payment requirements are outlined in the domiciliary state statutes and may be further restricted by the Illinois Department of Insurance.
- D. The Company paid an ordinary cash dividend to UnitedHealthcare, Inc. of \$80,000,000 on December 26, 2023, which required no approval and was recorded as a reduction to unassigned funds (surplus) in the financial statements. The dividend complied with the provisions set forth in the statutes of Illinois and Tennessee.

The Company paid ordinary cash dividends to UnitedHealthcare, Inc. of \$100,000,000 and \$49,000,000 on December 23, 2022 and September 30, 2022, respectively, which required no approval and were recorded as a reduction to unassigned funds (surplus) in the financial statements. The Company paid an extraordinary cash dividend to UnitedHealthcare, Inc. of \$50,000,000 on March 25, 2022, which was approved by the Illinois Department of Insurance and recorded as a reduction to unassigned funds (surplus) in the financial statements. The dividends complied with the provisions set forth in the statutes of Illinois and Tennessee.

- E. The amount of ordinary dividends that may be paid out during any given period is subject to certain restrictions as specified by state statute.
- F. There are no restrictions placed on the Company's unassigned funds (surplus).
- G. The Company is not a mutual reciprocal or a similarly organized entity and does not have advances to surplus not repaid.
- H. The Company does not hold any stock, including stock of affiliated companies for special purposes, such as conversion of preferred stock, employee stock options, or stock purchase warrants.
- I. The Company does not have any special surplus funds.
- J. The portion of unassigned funds (surplus), excluding net income (loss) and dividends, represented (or reduced) by each item below is as follows:

	2023	2022
Net deferred income taxes	\$ 6,021,213	\$ 9,981,286
Nonadmitted assets	<u>(20,269,161)</u>	<u>(21,358,113)</u>
Total	<u>\$ (14,247,948)</u>	<u>\$ (11,376,827)</u>

- K–M. The Company does not have any outstanding surplus notes and has never been a party to a quasi-reorganization.

14. LIABILITIES, CONTINGENCIES AND ASSESSMENTS

A. Contingent Commitments

The Company has no contingent commitments.

B. Assessments

The Company is not aware of any guaranty fund assessments or premium tax offsets, potential or accrued, that could have a material financial effect on the operations of the entity.

C. Gain Contingencies

The Company is not aware of any gain contingencies that should be disclosed in the financial statements.

D. Claims Related Extra Contractual Obligation and Bad Faith Losses Stemming from Lawsuits — Not applicable.

E. Joint and Several Liabilities — Not applicable.

F. All Other Contingencies

The Company's business is regulated at the federal, state, and local levels. The laws and rules governing the Company's business and interpretations of those laws and rules are subject to frequent change. Broad latitude is given to the agencies administering those regulations. Further, the Company must obtain and maintain regulatory approvals to market and sell many of its products.

The Company has been, or is currently involved, in various governmental investigations, audits and reviews. These include routine, regular, and special investigations, audits and reviews by CMS, state insurance and health and welfare departments and other governmental authorities. The Company cannot reasonably estimate the range of loss, if any, that may result from any material government investigations, audits and reviews in which it is currently involved given the inherent difficulty in predicting regulatory action, fines and penalties, if any, and the various remedies and levels of judicial review available to the Company in the event of an adverse finding.

On February 14, 2017, the Department of Justice ("DOJ") announced its decision to pursue certain claims within a lawsuit initially asserted against the Company and filed under seal by a whistleblower in 2011. The whistleblower's complaint, which was unsealed on February 15, 2017, alleges that the Company made improper risk adjustment submissions and violated the False Claims Act. On February 12, 2018, the court granted in part and denied in part the Company's motion to dismiss. In May 2018, the DOJ moved to dismiss the Company's counterclaims, which were filed in March 2018, and moved for partial summary judgment. In March 2019, the court denied the government's motion for partial summary judgment and dismissed the Company's counterclaims without prejudice. The Company cannot reasonably estimate the outcome that may result from this matter given its procedural status.

Because of the nature of its businesses, the Company is frequently made party to a variety of legal actions and regulatory inquiries, including class actions and suits brought by members, care providers, consumer advocacy organizations, customers, and regulators, relating to the Company's businesses, including management and administration of health benefit plans and other services.

The Company records liabilities for its estimates of probable costs resulting from these matters where appropriate. Estimates of costs resulting from legal and regulatory matters involving the Company are inherently difficult to predict, particularly where the matters involve: indeterminate claims for monetary damages or may involve fines, penalties or punitive damages; present novel legal theories or represent a shift in regulatory policy; involve a large number of claimants or regulatory bodies; are in the early stages of the proceedings; or could result in a change in business practices. Accordingly, the Company is often unable to estimate the losses or ranges of losses for those matters where there is a reasonable possibility, or it is probable that a loss may be incurred. Although the outcomes of any such

legal actions cannot be predicted, in the opinion of management, the resolution of any currently pending or threatened actions will not have a material adverse effect on the financial statements of the Company.

The Company routinely evaluates the collectability of all receivable amounts included in the financial statements. Impairment reserves are established for those amounts where collectability is uncertain. Based on the Company's past experience, exposure related to uncollectible balances and the potential of loss for those balances not currently reserved for is not material to the Company's statutory basis financial condition.

There are no assets that the Company considers to be impaired at December 31, 2023 and 2022.

15. LEASES

A–B. According to the Agreement between the Company and United HealthCare Services, Inc. (see Note 10), operating leases for the rental of office facilities and equipment are the responsibility of United HealthCare Services, Inc. Fees associated with the lease agreements are included as a component of the Company's management fee.

16. INFORMATION ABOUT FINANCIAL INSTRUMENTS WITH OFF-BALANCE-SHEET RISK AND FINANCIAL INSTRUMENTS WITH CONCENTRATIONS OF CREDIT RISK

(1–4) The Company does not hold any financial instruments with off-balance-sheet risk or have any concentrations of credit risk.

17. SALE, TRANSFER, AND SERVICING OF FINANCIAL ASSETS AND EXTINGUISHMENTS OF LIABILITIES

A–C. The Company did not participate in any transfer of receivables, financial assets, or wash sales.

18. GAIN OR LOSS TO THE REPORTING ENTITY FROM UNINSURED PLANS AND THE UNINSURED PORTION OF PARTIALLY INSURED PLANS

A. ASO Plans

The Company has an Administrative Services Only Contract ("ASO") with TennCare for the ECF product for which TennCare retains all of the health care service risk, while the Company assumes the administrative risk. The Company has recorded receivables for amounts due from TennCare for administrating the ECF benefit of \$678,666 and \$663,000 at December 31, 2023 and December 31, 2022, respectively, which are included in amounts receivable relating to uninsured plans in the financial statements. The Company's liability for premium taxes payable on the ECF activity of \$655,074 and \$480,341 at December 31, 2023 and December 31, 2022, respectively, is included in general expenses due or accrued in the financial statements.

The net gain from operations of the ASO uninsured plans and the uninsured portion of partially insured plans are as follows:

	2023			2022		
	ASO Uninsured Plans	Uninsured Portion of Partially Insured Plans	Total ASO	ASO Uninsured Plans	Uninsured Portion of Partially Insured Plans	Total ASO
a. Net reimbursement for administrative expenses (including administrative fees) in excess of actual expenses	\$ 939,114	\$ —	\$ 939,114	\$ 1,691,842	\$ —	\$ 1,691,842
b. Total net other income or expenses (including interest paid to or received from plans)	—	—	—	—	—	—
c. Net gain (loss) from operations	939,114	—	939,114	1,691,842	—	1,691,842
d. Total claim payment volume	30,294,312	—	30,294,312	20,261,608	—	20,261,608

B. The Company has no operations from Administrative Services Contracts.

C. Medicare or Other Similarly Structured Cost Based Reimbursement Contract

The Medicare Part D program is a partially insured plan. The Company recorded a receivable of \$26,714,937 and \$7,664,243 at December 31, 2023 and 2022, respectively, for cost reimbursement under the Medicare Part D program for the catastrophic reinsurance and low-income member cost-sharing subsidies. The Company also recorded a receivable of \$16,849 and \$66,353 at December 31, 2023 and 2022, respectively, for the Medicare Part D coverage gap discount program. The receivables are recorded in amounts receivable relating to uninsured plans in the financial statements.

The Company participates in administering multiple TennCare pass-through programs, some of which are included in the TennCare capitation rate and some of which are reimbursed outside of the monthly capitation rate. The Company subsequently remits payment at agreed upon intervals based on a detailed listing provided by TennCare. There is no risk to the Company as any excess or shortfall is 100% remitted or received back from the state. In addition, TennCare will also reimburse the Company for specified COVID-19 related medical expenses incurred by TennCare members as well as for the premium taxes paid related to certain pass-through program payments collected. The Company recorded a receivable of \$9,583,069 and \$12,990,610, and a payable of \$126,189,712 and \$125,802,911 as of December 31, 2023 and December 31, 2022, respectively, related to reimbursements due from TennCare and payments due to providers for the pass-through programs, which are included in amounts receivable relating to uninsured plans and liability for amounts held

under uninsured plans, respectively, in the financial statements. The Company also recorded a premium tax payable of \$8,296,114 and \$8,378,088 as of December 31, 2023 and December 31, 2022, respectively, related to the pass-through programs, which is included in general expenses due or accrued in the financial statements.

19. DIRECT PREMIUM WRITTEN/PRODUCED BY MANAGING GENERAL AGENTS/THIRD-PARTY ADMINISTRATORS

The Company did not have any direct premiums written or produced by managing general agents or third-party administrators in 2023 and 2022.

20. FAIR VALUE MEASUREMENTS

The NAIC SAP defines fair value, establishes a framework for measuring fair value, and outlines the disclosure requirements related to fair value measurements. The fair value hierarchy is as follows:

Level 1 — Quoted (unadjusted) prices for identical assets in active markets.

Level 2 — Other observable inputs, either directly or indirectly, including:

- Quoted prices for similar assets in active markets;
- Quoted prices for identical or similar assets in nonactive markets (few transactions, limited information, noncurrent prices, high variability over time, etc.);
- Inputs other than quoted prices that are observable for the asset (interest rates, yield curves, volatilities, default rates, etc.);
- Inputs that are derived principally from or corroborated by other observable market data.

Level 3 — Unobservable inputs that cannot be corroborated by observable market data.

The estimated fair values of bonds, cash equivalents, short-term investments (collectively “investment holdings”) are based on quoted market prices, where available. The Company obtains one price for each security primarily from a third-party pricing service (“pricing service”), which generally uses quoted prices or other observable inputs for the determination of fair value. The pricing service normally derives the security prices through recently reported trades for identical or similar securities, making adjustments through the reporting date based upon available observable market information. For securities not actively traded, the pricing service may use quoted market prices of comparable instruments or discounted cash flow analyses, incorporating inputs that are currently observable in the markets for similar securities. Inputs that are often used in the valuation methodologies include, but are not limited to, non-binding broker quotes, benchmark yields, credit spreads, default rates, and prepayment speeds. As the Company is responsible for the determination of fair value, it performs quarterly analyses on the prices received from the pricing service to determine whether the prices are reasonable estimates of fair value. Specifically, the Company compares the prices received from the pricing service to a secondary pricing source, prices reported by its custodian, its investment consultant, and third-party investment advisors. Additionally, the Company compares changes in the reported market values and returns to relevant market indices to test the reasonableness of the reported prices. The Company’s internal price verification procedures and review of fair value methodology documentation provided by independent pricing services have not historically resulted in an adjustment in the prices obtained from the pricing service.

In instances in which the inputs used to measure fair value fall into different levels of the fair value hierarchy, the fair value measurement has been determined based on the lowest-level input that is significant to the fair value measurement in its entirety. The Company’s assessment of the significance of a particular item to the fair value measurement in its entirety requires judgment, including the consideration of inputs specific to the asset or liability.

A. Fair Value

(1) Fair Value Measurements at Reporting Date

The following tables present information about the Company’s financial assets that are measured and reported at fair value at December 31, 2023 and 2022, in the financial statements according to the valuation techniques the Company used to determine their fair values:

Description for Each Class of Asset or Liability	December 31, 2023				
	(Level 1)	(Level 2)	(Level 3)	Net Asset Value (NAV)	Total
a. Assets at fair value:					
Perpetual preferred stock:					
Industrial and misc	\$ —	\$ —	\$ —	\$ —	\$ —
Parent, subsidiaries, and affiliates	—	—	—	—	—
Total perpetual preferred stocks	—	—	—	—	—
Bonds:					
U.S. governments	—	—	—	—	—
Industrial and misc	—	—	—	—	—
Hybrid securities	—	—	—	—	—
Parent, subsidiaries, and affiliates	—	—	—	—	—
Total bonds	—	—	—	—	—
Common stock:					
Industrial and misc	—	—	—	—	—
Parent, subsidiaries, and affiliates	—	—	—	—	—
Total common stock	—	—	—	—	—
Derivative assets:					
Interest rate contracts	—	—	—	—	—
Foreign exchange contracts	—	—	—	—	—
Credit contracts	—	—	—	—	—
Commodity futures contracts	—	—	—	—	—
Commodity forward contracts	—	—	—	—	—
Total derivatives	—	—	—	—	—
Money-market funds	68,816,451	—	—	—	68,816,451
Qualified cash pool	2,886,950	—	—	—	2,886,950
Separate account assets	—	—	—	—	—
Total assets at fair value/NAV	<u>\$ 71,703,401</u>	<u>\$ —</u>	<u>\$ —</u>	<u>\$ —</u>	<u>\$ 71,703,401</u>
b. Liabilities at fair value:					
Derivative liabilities	\$ —	\$ —	\$ —	\$ —	\$ —
Total liabilities at fair value	<u>\$ —</u>	<u>\$ —</u>	<u>\$ —</u>	<u>\$ —</u>	<u>\$ —</u>

Description for Each Class of Asset or Liability	December 31, 2022				
	(Level 1)	(Level 2)	(Level 3)	Net Asset Value (NAV)	Total
a. Assets at fair value:					
Perpetual preferred stock:					
Industrial and misc	\$ —	\$ —	\$ —	\$ —	\$ —
Parent, subsidiaries, and affiliates	—	—	—	—	—
Total perpetual preferred stocks	—	—	—	—	—
Bonds:					
U.S. governments	—	—	—	—	—
Industrial and misc	—	—	—	—	—
Hybrid securities	—	—	—	—	—
Parent, subsidiaries, and affiliates	—	—	—	—	—
Total bonds	—	—	—	—	—
Common stock:					
Industrial and misc	—	—	—	—	—
Parent, subsidiaries, and affiliates	—	—	—	—	—
Total common stock	—	—	—	—	—
Derivative assets:					
Interest rate contracts	—	—	—	—	—
Foreign exchange contracts	—	—	—	—	—
Credit contracts	—	—	—	—	—
Commodity futures contracts	—	—	—	—	—
Commodity forward contracts	—	—	—	—	—
Total derivatives	—	—	—	—	—
Money-market funds	75,576,324	—	—	—	75,576,324
Qualified cash pool	2,738,176	—	—	—	2,738,176
Separate account assets	—	—	—	—	—
Total assets at fair value/NAV	<u>\$ 78,314,500</u>	<u>\$ —</u>	<u>\$ —</u>	<u>\$ —</u>	<u>\$ 78,314,500</u>
b. Liabilities at fair value:					
Derivative liabilities	\$ —	\$ —	\$ —	\$ —	\$ —
Total liabilities at fair value	<u>\$ —</u>	<u>\$ —</u>	<u>\$ —</u>	<u>\$ —</u>	<u>\$ —</u>

(2) The Company considers its investments in LIHTC investments as a Level 3 investment even though no market valuation was required as of December 31, 2023 and 2022. As a result, these investments are excluded from being presented as a Level 3 security in the fair value hierarchy tables above. As there is no readily available market, these securities are recorded at book/adjusted carrying value and considered held to maturity as they will not be sold. As a result, these investments are recorded and reported at book value of \$1,498,795 and \$3,996,186 as of December 31, 2023 and 2022.

(3) Transfers between fair value hierarchy levels, if any, are recorded as of the beginning of the reporting period in which the transfer occurs. There were no transfers between Levels 1, 2 or 3 of any financial assets or liabilities during the years ended December 31, 2023 or 2022.

(4) The framework the Company has established for determining the fair value of the investment holdings is outlined above.

LIHTC Investments — The Company does consider its investments in LIHTC investments as a Level 3 investment even though no market valuation adjustment was required as of December 31, 2023 and 2022. As a result, these investments are excluded from being presented as a level 3 security in the financial hierarchy tables. As there is no readily available market, these securities are recorded and reported at book/adjusted carrying value and considered held to maturity as they will not be sold. Should any contractual breakage occur that jeopardizes the ability to receive the tax credits associated with these securities, impairments will be recognized. As of December 31, 2023, all of these investments are performing in accordance with their original contract terms.

(5) The Company has no derivative assets and liabilities to disclose.

B. Fair Value Combination — Not applicable.

C. Aggregate Fair Value Hierarchy

The aggregate fair value by hierarchy of all financial instruments as of December 31, 2023 and 2022 is presented in the table below:

December 31, 2023							
Type of Financial Instrument	Aggregate Fair Value	Admitted Assets	(Level 1)	(Level 2)	(Level 3)	Net Asset Value (NAV)	Not Practicable (Carrying Value)
U.S. government and agency securities	\$ 225,696,468	\$ 240,912,469	\$ 135,453,002	\$ 90,243,466	\$ —	\$ —	\$ —
State and agency municipal securities	76,562,884	79,321,144	—	76,562,884	—	—	—
City and county municipal securities	79,455,137	82,272,339	—	79,455,137	—	—	—
Corporate debt securities	302,775,613	319,184,240	—	302,775,613	—	—	—
Cash equivalents	169,381,950	169,381,950	165,959,996	3,421,954	—	—	—
Other invested assets	1,498,795	1,498,795	—	—	1,498,795	—	—
Total bonds, short-term investments, cash equivalents, and other invested assets	<u>\$ 855,370,847</u>	<u>\$ 892,570,937</u>	<u>\$ 301,412,998</u>	<u>\$ 552,459,054</u>	<u>\$ 1,498,795</u>	<u>\$ —</u>	<u>\$ —</u>
December 31, 2022							
Type of Financial Instrument	Aggregate Fair Value	Admitted Assets	(Level 1)	(Level 2)	(Level 3)	Net Asset Value (NAV)	Not Practicable (Carrying Value)
U.S. government and agency securities	\$ 272,401,521	\$ 291,530,136	\$ 156,323,126	\$ 116,078,395	\$ —	\$ —	\$ —
State and agency municipal securities	90,213,082	94,410,866	—	90,213,082	—	—	—
City and county municipal securities	96,535,799	101,201,899	—	96,535,799	—	—	—
Corporate debt securities	387,835,322	412,802,599	—	387,835,322	—	—	—
Cash equivalents	84,654,697	84,654,697	80,659,872	3,994,825	—	—	—
Other invested assets	3,996,186	3,996,186	—	—	3,996,186	—	—
Total bonds, short-term investments, cash equivalents, and other invested assets	<u>\$ 935,636,607</u>	<u>\$ 988,596,383</u>	<u>\$ 236,982,998</u>	<u>\$ 694,657,423</u>	<u>\$ 3,996,186</u>	<u>\$ —</u>	<u>\$ —</u>

D. Not Practicable to Estimate Fair Value — Not applicable.

E. Investments Measured Using the NAV Practical Expedient — Not applicable.

21. OTHER ITEMS**A. Unusual or Infrequent Items**

The Company did not encounter any unusual or infrequent items for the years ended December 31, 2023 and 2022.

B. Troubled Debt Restructuring: Debtors

The Company has no troubled debt restructurings as of December 31, 2023 and 2022.

C. Other Disclosures

The Company does not have any amounts not recorded in the financial statements that represent segregated funds held for others. The Company also does not have any exposures related to forward commitments that are not derivative instruments.

D. Business Interruption Insurance Recoveries

The Company has not received any business interruption insurance recoveries during 2023 and 2022.

E. State Transferable and Non-transferable Tax Credits

The Company has no transferable or non-transferable state tax credits.

F. Sub-Prime Mortgage-Related Risk Exposure

(1–4) The investment policy for the Company limits investments in loan-backed securities, which can include sub-prime issuers. Further, the policy limits investments in private issuer mortgage securities to 10% of the portfolio, which also includes sub-prime issuers. The Company does not have any sub-prime mortgage-related risk exposure as of December 31, 2023 and 2022.

G. Retained Assets

The Company does not have any retained asset accounts for beneficiaries.

H. Insurance-Linked Securities Contracts

As of December 31, 2023, the Company is not aware of any possible proceeds of insurance-linked securities.

I. The Amount That Could Be Realized on Life Insurance Where the Reporting Entity is Owner and Beneficiary or Has Otherwise Obtained Rights to Control the Policy — Not applicable.

22. EVENTS SUBSEQUENT

Subsequent events have been evaluated through February 28, 2024, which is the date these financial statements were available for issuance.

TYPE I — Recognized Subsequent Events

Any material Type I events subsequent to December 31, 2023, have been recognized in the financial statements and corresponding disclosures.

TYPE II — Non-Recognized Subsequent Events

There are no material non-recognized Type II events that require disclosure.

23. REINSURANCE

Reinsurance Agreements — In the normal course of business, the Company seeks to reduce potential losses that may arise from catastrophic events that cause unfavorable underwriting results by reinsuring certain levels of such risk with affiliated reinsurers. The Company remains primarily liable as the direct insurer on all risks reinsured.

The Company has an excess loss and insolvency-only reinsurance agreement with UnitedHealthcare Insurance Company. The Company remains primarily liable as the direct insurer on all risks reinsured.

The Company does not have any unaffiliated reinsurance agreements in place as of December 31, 2023 or 2022.

The effect of internal reinsurance agreements outlined above on net premium income and hospital and medical expenses is presented below:

	2023	2022
Premiums:		
Direct	\$ 3,713,643,678	\$ 3,640,098,694
Ceded	<u>3,814,913</u>	<u>3,690,665</u>
Net premium income	<u>\$ 3,709,828,765</u>	<u>\$ 3,636,408,029</u>
Hospital and medical expenses:		
Direct	\$ 3,167,535,098	\$ 3,051,244,899
Ceded	<u>—</u>	<u>—</u>
Net hospital and medical expenses	<u>\$ 3,167,535,098</u>	<u>\$ 3,051,244,899</u>

A. Ceded Reinsurance Report**Section 1 — General Interrogatories**

- (1) Are any of the reinsurers, listed in Schedule S as non-affiliated, owned in excess of 10% or controlled, either directly or indirectly, by the Company or by any representative, officer, trustee, or director of the Company?

Yes () No (X)

- (2) Have any policies issued by the Company been reinsured with a company chartered in a country other than the United States (excluding U.S. branches of such companies) that is owned in excess of 10% or controlled directly or indirectly by an insured, a beneficiary, a creditor, or any other person not primarily engaged in the insurance business?

Yes () No (X)

Section 2 — Ceded Reinsurance Report — Part A

- (1) Does the Company have any reinsurance agreements in effect under which the reinsurer may unilaterally cancel any reinsurance for reasons other than for nonpayment of premium or other similar credit?

Yes () No (X)

- (2) Does the reporting entity have any reinsurance agreements in effect that the amount of losses paid or accrued through the statement date may result in a payment to the reinsurer of amounts that, in aggregate and allowing for offset of mutual credits from other reinsurance agreements with the same reinsurer, exceed the total direct premium collected under the reinsured policies?

Yes () No (X)

Section 3 — Ceded Reinsurance Report — Part B

- (1) What is the estimated amount of the aggregate reduction in surplus (for agreements other than those under which the reinsurer may unilaterally cancel for reasons other than for nonpayment of premium or other similar credits that are reflected in Section 2 above) of termination of all reinsurance agreements, by either party, as of the date of this statement? Where necessary, the Company may consider the current or anticipated experience of the business reinsured in making this estimate.

The Company estimates there should be no aggregate reduction in surplus for termination of all reinsurance agreements as of December 31, 2023.

- (2) Have any new agreements been executed or existing agreements amended, since January 1 of the year of this statement, to include policies or contracts that were in force or which had existing reserves established by the Company as of the effective date of the agreement?

Yes () No (X)

B. Uncollectible Reinsurance — During 2023 and 2022, there were no uncollectible reinsurance recoverables.

C. Commutation of Ceded Reinsurance — There was no commutation of reinsurance in 2023 or 2022.

D. Certified Reinsurer Rating Downgraded or Status Subject to Revocation — Not applicable.

E. Reinsurance Credit

- (1) The Company has no ceding reinsurance contracts subject to Appendix A-791 – *Life and Health Reinsurance Agreements* (“A-791”) that includes a provision which limits the reinsurer’s assumption of significant risk.
- (2) The Company has no ceding reinsurance contracts not subject to A-791, for which reinsurance accounting was applied and which includes a provision that limits the reinsurer’s assumption of risk.
- (3) The Company’s reinsurance contracts do not contain features which result in delays in payment in form or in fact.
- (4) The Company has not reflected a reinsurance accounting credit for any assumption reinsurance contracts not subject to Appendix A-791 and not yearly renewable term, which meet the risk transfer requirements of SSAP No. 61R, *Life, Deposit-Type, and Accident and Health Reinsurance*.
- (5) The Company did not cede any risk which is not subject to A-791 and not yearly renewable term reinsurance, under any reinsurance contract during the period covered by these financial statements, for which the statutory accounting treatment and GAAP accounting treatment were not the same.
- (6) The Company’s ceded reinsurance contract which are not subject to A-791 and not yearly renewable term reinsurance, is treated the same for GAAP and statutory accounting principles.

24. RETROSPECTIVELY RATED CONTRACTS AND CONTRACTS SUBJECT TO REDETERMINATION

- A.** The Company estimates accrued retrospective premium adjustments for its group health insurance business based on mathematical calculations in accordance with contractual terms.
- B.** Estimated accrued retrospective premiums due to (from) the Company are recorded in premiums and considerations and aggregate health policy reserves in the financial statements and as an adjustment to change in unearned premium reserves and reserve for rate credits in the financial statements.
- C.** Pursuant to the ACA, the Company’s commercial and Medicare business is subject to retrospectively rated features based on the actual MLR experienced on the commercial and Medicare lines of business and redetermination features for premium adjustments for changes to each member’s health scores based on guidelines determined by the ACA. The total amount of direct premiums written for which a portion is subject to the retrospectively rated and redetermination features are \$99,979,033 and \$109,209,484 for commercial, and \$1,447,581,310 and \$1,411,222,881 for Medicare, representing 3% and 3% for commercial, and 39% and 39% for Medicare of total direct premiums written as of December 31, 2023 and December 31, 2022, respectively.

The Company has Medicare Part D risk-corridor amounts from CMS which are subject to a retrospectively rated feature. The Company has estimated accrued retrospective premiums related to certain Part D premiums based on guidelines determined by CMS. The formula is tiered and based on the bid MLR. The amount of Medicare Part D direct premiums written subject to the retrospectively rated feature was \$54,219,470 and \$61,645,358, representing 2% and 2% of total direct premiums written as of December 31, 2023 and December 31, 2022, respectively.

CMS has released the final Medicaid Managed Care Rule which is subject to each state’s administration elections. This rule is the first major update to the Medicaid Managed Care regulations in more than a decade, which includes a minimum loss ratio requirement. Pursuant to the regulations, premiums associated with the Company’s Medicaid line of business, including TennCare’s CoverKids program, is subject to retrospectively rated features based on the actual MLR experienced on this product. The calculation is pursuant to the Medicaid Managed Care guidance. The total amount of direct premiums written, for the Medicaid line of business for which a portion is subject to the retrospectively rated features was \$2,166,083,335 and \$2,119,666,329, representing 58% and 58% of total direct premiums written as of December 31, 2023 and December 31, 2022, respectively.

The Company records risk adjusted rates and withhold adjustments related to TennCare which include redetermination features. In addition, the Company is subject to retrospectively rated features based on the TennCare stated risk corridor target and estimated recoupments based on the medical spend corridor. The Company also holds an estimated reserve for recoupment for the rate differential between the TennCare rate and the CHOICES rate for TennCare Medicaid members which includes redetermination features. The total amount of direct premiums written for the TennCare Medicaid line of business, including CoverKids, for which a portion is subject to these redetermination and retrospectively rated features was \$2,166,083,335 and \$2,119,666,329 representing 58% and 58% of total direct premiums written as of December 31, 2023 and December 31, 2022, respectively.

- D. The Company is required to maintain specific minimum medical loss ratios on the comprehensive commercial and Medicare lines of business.

The following table discloses the minimum MLR rebate liability for the comprehensive commercial and Medicare lines of business which is included in aggregate health policy reserves in the financial statements for the years ended December 31, 2023 and 2022:

	1	2	3	4	5
	Individual	Small Group Employer	Large Group Employer	Other Categories with Rebates	Total
Prior reporting year					
(1) Medical loss ratio rebates incurred	\$ —	\$ (733,879)	\$ (286,731)	\$ (11,882,734)	\$ (12,903,344)
(2) Medical loss ratio rebates paid	—	269,165	45,768	38,646,966	38,961,899
(3) Medical loss rebates unpaid	—	833,333	952,091	2,708,777	4,494,201
(4) Plus reinsurance assumed amounts	XXX	XXX	XXX	XXX	—
(5) Less reinsurance ceded amounts	XXX	XXX	XXX	XXX	—
(6) Rebates unpaid net of reinsurance	XXX	XXX	XXX	XXX	4,494,201
Current reporting year-to-date					
(7) Medical loss ratio rebates incurred	—	188,042	2,522,532	—	2,710,574
(8) Medical loss ratio rebates paid	—	31,007	809,231	2,708,777	3,549,015
(9) Medical loss rebates unpaid	—	990,368	2,665,392	—	3,655,760
(10) Plus reinsurance assumed amounts	XXX	XXX	XXX	XXX	—
(11) Less reinsurance ceded amounts	XXX	XXX	XXX	XXX	—
(12) Rebates unpaid net of reinsurance	XXX	XXX	XXX	XXX	3,655,760

Pursuant to the Medicaid Managed Care Rule, based on the state's election the Company is required to maintain specific MLRs on its TennCare Medicaid populations. The Company has estimated \$9,751,526 and \$0 in estimated Medicaid Managed Care Rule and state MLR rebates on its TennCare Medicaid populations as of December 31, 2023 and December 31, 2022, respectively, which is included in aggregate health policy reserves in the financial statements.

E. Risk-Sharing Provisions of the Affordable Care Act

- (1) The Company has accident and health insurance premiums in 2023 and 2022 subject to the risk-sharing provisions of the ACA.

The ACA imposed fees and premium stabilization provisions on health insurance issuers offering comprehensive commercial health insurance. The three premium stabilization programs are commonly referred to as the 3Rs — risk adjustment, reinsurance, and risk corridors.

Risk Adjustment — The risk adjustment program is a permanent program designed to mitigate the potential impact of adverse selection that generally applies to non-grandfathered individual and small group plans inside and outside of exchanges. The program helps to stabilize market premiums by transferring funds from plans with relatively low-risk enrollees to plans with relatively high-risk enrollees. The data used by CMS to determine the risk adjustment transfer amount is subject to audits along with the true-up to the final CMS report, which may result in a material change to arrive at the final risk adjustment amount from the initial risk adjustment estimate recorded. Premium adjustments pursuant to the risk adjustment program are accounted for as premium subject to redetermination and user fees are accounted for as assessments.

Reinsurance and Risk Corridors — The transitional reinsurance program and risk corridors program were temporary programs which expired at the end of 2016. The details of the years impacted and the amounts received from CMS for settlement of the temporary ACA risk corridor program are included in Note 24E(5) below.

(2) The following table presents the current year impact of risk-sharing provisions of the ACA on assets, liabilities, and operations:

a. Permanent ACA Risk Adjustment Program	December 31, 2023
<u>Assets</u>	
1. Premium adjustments receivable due to ACA Risk Adjustment (including high risk pool payments)	\$ 535,655
<u>Liabilities</u>	
2. Risk adjustment user fees payable for ACA Risk Adjustment	9,139
3. Premium adjustments payable due to ACA Risk Adjustment (including high risk pool premium)	896,680
<u>Operations (Revenue & Expense)</u>	
4. Reported as revenue in premium for accident and health contracts (written/collected) due to ACA Risk Adjustment	691,522
5. Reported in expenses as ACA risk adjustment user fees (incurred/paid)	9,294
b. Transitional ACA Reinsurance Program	
<u>Assets</u>	
1. Amounts recoverable for claims paid due to ACA Reinsurance	\$ —
2. Amounts recoverable for claims unpaid due to ACA Reinsurance (Contra Liability)	—
3. Amounts receivable relating to uninsured plans for contributions for ACA Reinsurance	—
<u>Liabilities</u>	
4. Liabilities for contributions payable due to ACA Reinsurance — not reported as ceded premium	—
5. Ceded reinsurance premiums payable due to ACA Reinsurance	—
6. Liability for amounts held under uninsured plans contributions for ACA Reinsurance	—
<u>Operations (Revenue & Expense)</u>	
7. Ceded reinsurance premiums due to ACA Reinsurance	—
8. Reinsurance recoveries (income statement) due to ACA reinsurance payments or expected payments	—
9. ACA Reinsurance contributions — not reported as ceded premium	—
c. Temporary ACA Risk Corridors Program	
<u>Assets</u>	
1. Accrued retrospective premium due to ACA Risk Corridors	\$ —
<u>Liabilities</u>	
2. Reserve for rate credits or policy experience rating refunds due to ACA Risk Corridors	—
<u>Operations (Revenue & Expense)</u>	
3. Effect of ACA Risk Corridors on net premium income (paid/received)	—
4. Effect of ACA Risk Corridors on change in reserves for rate credits	—

(3) The following table is a rollforward of the prior year ACA risk-sharing provisions for asset and liability balances, along with reasons for adjustments to prior year balances:

	Accrued During the Prior Year on Business Written before December 31 of the Prior Year		Received or Paid as of the Current Year on Business Written before December 31 of the Prior Year		Differences		Adjustments		Unsettled Balances as of the Reporting Date		
	1	2	3	4	Prior Year Accrued Less Payments (Col 1 - 3)	Prior Year Accrued Less Payments (Col 2 - 4)	To Prior Year Balances	To Prior Year Balances	Cumulative Balance from Prior Years (Col 1 - 3 + 7)	Cumulative Balance from Prior Years (Col 2 - 4 + 8)	
	Receivable	(Payable)	Receivable	(Payable)	Receivable	(Payable)	Receivable	(Payable)	Ref	Receivable	(Payable)
a. Permanent ACA Risk Adjustment Program											
1. Premium adjustment receivable (including high risk pool payments)	\$ 3,556,425	\$ —	\$ 4,765,378	\$ —	\$ (1,208,953)	\$ —	\$ 1,210,308	\$ —	A	\$ 1,355	\$ —
2. Premium adjustment (payable) (including high risk pool premium)	—	(1,356,002)	—	(1,512,556)	—	156,554	—	(279,423)	B	—	(122,869)
3. Subtotal ACA Permanent Risk Adjustment Program	3,556,425	(1,356,002)	4,765,378	(1,512,556)	(1,208,953)	156,554	1,210,308	(279,423)		1,355	(122,869)
b. Transitional ACA Reinsurance Program											
1. Amounts recoverable for claims paid	—	—	—	—	—	—	—	—	C	—	—
2. Amounts recoverable for claims unpaid (contra liability)	—	—	—	—	—	—	—	—	D	—	—
3. Amounts receivable relating to uninsured plans	—	—	—	—	—	—	—	—	E	—	—
4. Liabilities for contributions payable due to ACA Reinsurance —not reported as ceded premium	—	—	—	—	—	—	—	—	F	—	—
5. Ceded reinsurance premiums payable	—	—	—	—	—	—	—	—	G	—	—
6. Liability for amounts held under uninsured plans	—	—	—	—	—	—	—	—	H	—	—
7. Subtotal ACA Transitional Reinsurance Program	—	—	—	—	—	—	—	—		—	—
c. Temporary ACA Risk Corridors Program											
1. Accrued retrospective premium	—	—	—	—	—	—	—	—	I	—	—
2. Reserve for rate credits or policy experience rating refunds	—	—	—	—	—	—	—	—	J	—	—
3. Subtotal ACA Risk Corridors Program	—	—	—	—	—	—	—	—		—	—
d. Total for ACA Risk-Sharing Provisions	\$ 3,556,425	\$ (1,356,002)	\$ 4,765,378	\$ (1,512,556)	\$ (1,208,953)	\$ 156,554	\$ 1,210,308	\$ (279,423)		\$ 1,355	\$ (122,869)

Explanation of Adjustments

- A. The risk adjustment receivable as of December 31, 2022 utilized paid claims through October 31, 2022. As of the Reporting Date, the risk adjustment receivable related to prior periods was adjusted based on CMS' Summary Report on Permanent Risk Adjustment Transfers for Benefit Year 2022 dated June 30, 2023. The risk adjustment receivable was further adjusted based on CMS' Summary Report of 2021 Benefit Year Risk Adjustment Data Validation Adjustments to Risk Adjustment State Transfers.
- B. The risk adjustment payable as of December 31, 2022 utilized paid claims through October 31, 2022. As of the Reporting Date, the risk adjustment payable related to prior periods was adjusted based on CMS' Summary Report on Permanent Risk Adjustment Transfers for Benefit Year 2022 dated June 30, 2023. The risk adjustment payable was further adjusted based on CMS' Summary Report of 2021 Benefit Year Risk Adjustment Data Validation Adjustments to Risk Adjustment State Transfers.
- C. N/A
- D. N/A
- E. N/A
- F. N/A
- G. N/A
- H. N/A
- I. N/A
- J. N/A

(4) The Company does not have any risk corridor receivables or payables to present in the table below:

Risk Corridors Program Year:	Accrued During the Prior Year on Business Written Before December 31 of the Prior Year		Received or Paid as of the Current Year on Business Written Before December 31 of the Prior Year		Differences		Adjustments		Ref	Unsettled Balances as of the Reporting Date		
	1	2	3	4	Prior Year Accrued Less Payments (Col 1-3)	Prior Year Accrued Less Payments (Col 2-4)	To Prior Year Balances	To Prior Year Balances		Cumulative Balance from Prior Years (Col 1-3+7)	Cumulative Balance from Prior Years (Col 2-4+8)	
	Receivable	(Payable)	Receivable	(Payable)	Receivable	(Payable)	Receivable	(Payable)		Receivable	(Payable)	
a. 2014												
1. Accrued retrospective premium	\$ —	\$ —	\$ —	\$ —	\$ —	\$ —	\$ —	\$ —	—	A	\$ —	\$ —
2. Reserve for rate credits or policy experience rating refunds	—	—	—	—	—	—	—	—	—	B	—	—
b. 2015												
1. Accrued retrospective premium	—	—	—	—	—	—	—	—	—	C	—	—
2. Reserve for rate credits or policy experience rating refunds	—	—	—	—	—	—	—	—	—	D	—	—
c. 2016												
1. Accrued retrospective premium	—	—	—	—	—	—	—	—	—	E	—	—
2. Reserve for rate credits or policy experience rating refunds	—	—	—	—	—	—	—	—	—	F	—	—
d. Total for Risk Corridors	\$ —	\$ —	\$ —	\$ —	\$ —	\$ —	\$ —	\$ —	—		\$ —	\$ —

Explanation of Adjustments

- A. N/A
- B. N/A
- C. N/A
- D. N/A
- E. N/A
- F. N/A

(5) The Company does not have any risk corridor receivables to present in the table below:

Risk Corridors Program Year:	1	2	3	4	5	6
	Estimated Amount to be Filed or Final Amount Filed with CMS	Non-Accrued Amounts for Impairment or Other Reasons	Amounts received from CMS	Asset Balance (Gross of Non-Admissions) (1 - 2 - 3)	Nonadmitted Amount	Net Admitted Asset (4 - 5)
a. 2014	\$ —	\$ —	\$ —	\$ —	\$ —	\$ —
b. 2015	—	—	—	—	—	—
c. 2016	—	—	—	—	—	—
d. Total (a+b+c)	\$ —	\$ —	\$ —	\$ —	\$ —	\$ —

25. CHANGE IN INCURRED CLAIMS AND CLAIMS ADJUSTMENT EXPENSES

- A. Changes in estimates related to the prior year incurred claims are included in total hospital and medical expenses in the current year in the financial statements. The following tables disclose paid claims, incurred claims, and the balance in claims unpaid, accrued medical incentive pool and bonus amounts, aggregate health claim reserves, and health care and other amounts receivable (excluding provider loans and advances not yet expensed) for the years ended December 31, 2023 and 2022:

	2023		
	Current Year Incurred Claims	Prior Years Incurred Claims	Total
Beginning of year claim reserve	\$ —	\$ (340,882,842)	\$ (340,882,842)
Paid claims — net of health care receivables*	2,923,760,694	225,882,437	3,149,643,131
End of year claim reserve	<u>329,751,754</u>	<u>31,816,097</u>	<u>361,567,851</u>
Incurred claims excluding the change in health care receivables	3,253,512,448	(83,184,308)	3,170,328,140
Beginning of year health care receivables*	—	90,536,690	90,536,690
End of year health care receivables*	<u>(79,344,446)</u>	<u>(13,985,286)</u>	<u>(93,329,732)</u>
Total incurred claims	<u>\$ 3,174,168,002</u>	<u>\$ (6,632,904)</u>	<u>\$ 3,167,535,098</u>

*Health care receivables excludes provider loans and advances not yet expensed of \$374 and \$175,175 for 2023 and 2022, respectively.

	2022		
	Current Year Incurred Claims	Prior Years Incurred Claims	Total
Beginning of year claim reserve	\$ —	\$ (312,926,721)	\$ (312,926,721)
Paid claims — net of health care receivables*	2,817,506,257	222,074,963	3,039,581,220
End of year claim reserve	<u>308,226,868</u>	<u>32,655,974</u>	<u>340,882,842</u>
Incurred claims excluding the change in health care receivables	3,125,733,125	(58,195,784)	3,067,537,341
Beginning of year health care receivables*	—	74,244,248	74,244,248
End of year health care receivables*	<u>(75,872,626)</u>	<u>(14,664,064)</u>	<u>(90,536,690)</u>
Total incurred claims	<u>\$ 3,049,860,499</u>	<u>\$ 1,384,400</u>	<u>\$ 3,051,244,899</u>

*Health care receivables excludes provider loans and advances not yet expensed of \$175,175 and \$160,000 for 2022 and 2021, respectively.

The liability for claims unpaid, accrued medical incentive pool and bonus amounts, and aggregate health claim reserves, net of health care and other amounts receivable (excluding provider loans and advances not yet expensed) as of December 31, 2022 was \$250,346,152. As of December 31, 2023, \$225,882,437 has been paid for incurred claims attributable to insured events of prior years. Reserves remaining for prior years, net of health care and other amounts receivable (excluding provider loans and advances not yet expensed) are now \$17,830,811, as a result of re-estimation of unpaid claims. Therefore, there has been \$6,632,904 favorable prior year development since December 31, 2022 to December 31, 2023. The primary drivers consist of favorable development of \$14,565,944 as a result of a change in the provision for adverse deviations in experience, \$6,024,318 in provider settlements, and \$2,990,155 in risk share, offset by unfavorable development of \$14,485,995 in retroactivity for inpatient, outpatient, physician, and pharmacy claims, and \$1,763,666 in capitation. At December 31, 2022, the Company recorded \$1,384,400 of unfavorable development. The primary drivers consist of unfavorable development of \$13,282,417 in provider settlements, \$1,662,336 in retroactivity for inpatient, outpatient, physician, and pharmacy claims, and \$1,582,416 in risk share, offset by favorable development of \$15,317,015 as a result of a change in the provision for adverse deviations in experience. Original estimates are increased or decreased, as additional information becomes known regarding individual claims, which could have an impact to the accruals for MLR rebates and retrospectively rated contracts. As a result of the prior year effects, on a regular basis, the Company adjusts revenue and the corresponding liability and/or receivable related to retrospectively rated policies and the impact of the change is included as a component of change in unearned premium reserves and reserve for rate credits in the financial statements.

The Company incurred CAE of \$182,408,755 and \$160,807,838 in 2023 and 2022, respectively. These costs are included in the management service fees paid by the Company to United HealthCare Services, Inc. as a part of the Agreement (see Note 10). The following table discloses paid CAE, incurred CAE, and the balance in unpaid CAE reserve for 2023 and 2022:

	2023	2022
Total claims adjustment expenses	\$ 182,408,755	\$ 160,807,838
Less: current year unpaid claims adjustment expenses	(3,236,093)	(3,181,358)
Add: prior year unpaid claims adjustment expenses	3,181,358	2,965,431
	<u>182,354,020</u>	<u>160,591,911</u>
Total claims adjustment expenses paid	<u>\$ 182,354,020</u>	<u>\$ 160,591,911</u>

- B.** The Company did not make any significant changes in methodologies and assumptions used in the calculation of the liability for claims unpaid and unpaid CAE in 2023.

26. INTERCOMPANY POOLING ARRANGEMENTS

- A–G.** The Company did not have any intercompany pooling arrangements in 2023 or 2022.

27. STRUCTURED SETTLEMENTS

- A–B.** The Company did not have structured settlements in 2023 or 2022.

28. HEALTH CARE AND OTHER AMOUNTS RECEIVABLE

- A.** Pharmacy rebates receivable are recorded when reasonably estimated or billed by the affiliated pharmaceutical benefit manager in accordance with pharmaceutical rebate contract provisions. Information used to support rebates billed to the manufacturer is based on utilization information gathered by the pharmaceutical benefit manager and adjusted for significant changes in pharmaceutical contract provisions.

The Company evaluates admissibility of all pharmacy rebates receivable based on the administration of each underlying pharmaceutical benefit management agreement. The Company has nonadmitted and excluded all pharmacy rebates receivable that do not meet the admissibility criteria of SSAP No. 84, *Health Care and Government Insured Plan Receivables* (“SSAP No. 84”) from the financial statements.

For each pharmaceutical management agreement for which a portion of the total pharmacy rebates receivable can be admitted based on the admissibility criteria of SSAP No. 84, the pharmacy rebate transaction history is summarized as follows:

Quarter	Estimated Pharmacy Rebates as Reported on Financial Statements	Pharmacy Rebates as Billed or Otherwise Confirmed	Actual Rebates Received within 90 Days of Billing	Actual Rebates Received within 91 to 180 Days of Billing	Actual Rebates Received More than 180 Days After Billing
12/31/2023	\$ 54,334,203	\$ 18,482,775	\$ —	\$ —	\$ —
9/30/2023	56,666,074	56,960,257	35,406,496	—	—
6/30/2023	57,838,097	58,582,613	48,950,869	6,665,598	—
3/31/2023	55,263,895	56,526,548	44,793,658	9,324,596	201,282
12/31/2022	53,253,968	52,124,733	46,369,096	5,310,205	164,095
9/30/2022	51,426,041	51,264,300	46,301,862	4,547,088	372,816
6/30/2022	48,913,697	49,196,658	40,982,547	6,837,965	1,331,758
3/31/2022	45,925,080	45,578,640	37,880,845	6,419,665	1,237,884
12/31/2021	42,841,023	42,155,788	36,404,897	5,114,206	627,134
9/30/2021	42,057,347	42,239,508	38,320,098	2,863,574	1,053,617
6/30/2021	40,963,420	40,743,626	35,785,217	4,106,772	834,460
3/31/2021	38,478,492	37,687,829	30,889,435	5,867,251	937,921

Of the amount reported as health care and other amounts receivable, \$73,686,776 and \$70,557,997 relate to pharmacy rebates receivable as of December 31, 2023 and 2022, respectively. This change is primarily due to increased membership along with the change in generic/name brand mix.

- B.** The Company has nonadmitted all risk-sharing receivables from the financial statements.

The Company also admitted \$1,048,092 and \$578,695 of provider receivables resulting from claim overpayments as of December 31, 2023 and 2022 respectively, which are included in health care and other amounts receivable in the financial statements.

29. PARTICIPATING POLICIES

The Company did not have any participating contracts in 2023 or 2022.

30. PREMIUM DEFICIENCY RESERVES

The Company has not recorded any PDR as of December 31, 2023 or 2022. The analysis of PDR was completed as of December 31, 2023 and 2022. The Company did consider anticipated investment income when calculating the PDR.

The following table summarizes the Company's PDR as of December 31, 2023 and 2022:

	2023
1. Liability carried for premium deficiency reserves	\$ —
2. Date of the most recent evaluation of this liability	<u>12/31/2023</u>
3. Was anticipated investment income utilized in this calculation?	Yes <input checked="" type="checkbox"/> No <input type="checkbox"/>
	2022
1. Liability carried for premium deficiency reserves	\$ —
2. Date of the most recent evaluation of this liability	<u>12/31/2022</u>
3. Was anticipated investment income utilized in this calculation?	Yes <input checked="" type="checkbox"/> No <input type="checkbox"/>

31. ANTICIPATED SALVAGE AND SUBROGATION

Due to the type of business being written, the Company has no salvage. As of December 31, 2023 and 2022, the Company had no specific accruals established for outstanding subrogation, as it is considered a component of the actuarial calculations used to develop the estimates of claims unpaid and aggregate health claim reserves.

GENERAL INTERROGATORIES

PART 1 - COMMON INTERROGATORIES GENERAL

- 1.1 Is the reporting entity a member of an Insurance Holding Company System consisting of two or more affiliated persons, one or more of which is an insurer? Yes [X] No []
If yes, complete Schedule Y, Parts 1, 1A, 2 and 3.
- 1.2 If yes, did the reporting entity register and file with its domiciliary State Insurance Commissioner, Director or Superintendent or with such regulatory official of the state of domicile of the principal insurer in the Holding Company System, a registration statement providing disclosure substantially similar to the standards adopted by the National Association of Insurance Commissioners (NAIC) in its Model Insurance Holding Company System Regulatory Act and model regulations pertaining thereto, or is the reporting entity subject to standards and disclosure requirements substantially similar to those required by such Act and regulations? Yes [X] No [] N/A []
- 1.3 State Regulating? Illinois
- 1.4 Is the reporting entity publicly traded or a member of a publicly traded group? Yes [X] No []
- 1.5 If the response to 1.4 is yes, provide the CIK (Central Index Key) code issued by the SEC for the entity/group. 0000731766
- 2.1 Has any change been made during the year of this statement in the charter, by-laws, articles of incorporation, or deed of settlement of the reporting entity? Yes [] No [X]
- 2.2 If yes, date of change:
- 3.1 State as of what date the latest financial examination of the reporting entity was made or is being made. 12/31/2021
- 3.2 State the as of date that the latest financial examination report became available from either the state of domicile or the reporting entity. This date should be the date of the examined balance sheet and not the date the report was completed or released. 12/31/2021
- 3.3 State as of what date the latest financial examination report became available to other states or the public from either the state of domicile or the reporting entity. This is the release date or completion date of the examination report and not the date of the examination (balance sheet date). 05/15/2023
- 3.4 By what department or departments?
Illinois Department of Insurance
- 3.5 Have all financial statement adjustments within the latest financial examination report been accounted for in a subsequent financial statement filed with Departments? Yes [] No [] N/A [X]
- 3.6 Have all of the recommendations within the latest financial examination report been complied with? Yes [X] No [] N/A []
- 4.1 During the period covered by this statement, did any agent, broker, sales representative, non-affiliated sales/service organization or any combination thereof under common control (other than salaried employees of the reporting entity), receive credit or commissions for or control a substantial part (more than 20 percent of any major line of business measured on direct premiums) of:
4.11 sales of new business? Yes [] No [X]
4.12 renewals? Yes [] No [X]
- 4.2 During the period covered by this statement, did any sales/service organization owned in whole or in part by the reporting entity or an affiliate, receive credit or commissions for or control a substantial part (more than 20 percent of any major line of business measured on direct premiums) of:
4.21 sales of new business? Yes [] No [X]
4.22 renewals? Yes [] No [X]
- 5.1 Has the reporting entity been a party to a merger or consolidation during the period covered by this statement? Yes [] No [X]
If yes, complete and file the merger history data file with the NAIC.
- 5.2 If yes, provide the name of the entity, NAIC Company Code, and state of domicile (use two letter state abbreviation) for any entity that has ceased to exist as a result of the merger or consolidation.

1 Name of Entity	2 NAIC Company Code	3 State of Domicile

- 6.1 Has the reporting entity had any Certificates of Authority, licenses or registrations (including corporate registration, if applicable) suspended or revoked by any governmental entity during the reporting period? Yes [] No [X]
- 6.2 If yes, give full information:
- 7.1 Does any foreign (non-United States) person or entity directly or indirectly control 10% or more of the reporting entity? Yes [] No [X]
- 7.2 If yes,
7.21 State the percentage of foreign control; 0.0 %
7.22 State the nationality(s) of the foreign person(s) or entity(s); or if the entity is a mutual or reciprocal, the nationality of its manager or attorney-in-fact and identify the type of entity(s) (e.g., individual, corporation, government, manager or attorney-in-fact).

1 Nationality	2 Type of Entity

GENERAL INTERROGATORIES

- 8.1 Is the company a subsidiary of a depository institution holding company (DIHC) or a DIHC itself, regulated by the Federal Reserve Board? Yes [] No [X]
- 8.2 If the response to 8.1 is yes, please identify the name of the DIHC.
.....
- 8.3 Is the company affiliated with one or more banks, thrifts or securities firms? Yes [X] No []
- 8.4 If response to 8.3 is yes, please provide below the names and location (city and state of the main office) of any affiliates regulated by a federal regulatory services agency [i.e. the Federal Reserve Board (FRB), the Office of the Comptroller of the Currency (OCC), the Federal Deposit Insurance Corporation (FDIC) and the Securities Exchange Commission (SEC)] and identify the affiliate's primary federal regulator.

1 Affiliate Name	2 Location (City, State)	3 FRB	4 OCC	5 FDIC	6 SEC
Optum Bank, Inc.	Salt Lake City, UT	NO	NO	YES	NO

- 8.5 Is the reporting entity a depository institution holding company with significant insurance operations as defined by the Board of Governors of Federal Reserve System or a subsidiary of the depository institution holding company? Yes [] No [X]
- 8.6 If response to 8.5 is no, is the reporting entity a company or subsidiary of a company that has otherwise been made subject to the Federal Reserve Board's capital rule? Yes [] No [X] N/A []
9. What is the name and address of the independent certified public accountant or accounting firm retained to conduct the annual audit?
Deloitte & Touche LLP, Minneapolis, MN
- 10.1 Has the insurer been granted any exemptions to the prohibited non-audit services provided by the certified independent public accountant requirements as allowed in Section 7H of the Annual Financial Reporting Model Regulation (Model Audit Rule), or substantially similar state law or regulation? Yes [] No [X]
- 10.2 If the response to 10.1 is yes, provide information related to this exemption:
.....
- 10.3 Has the insurer been granted any exemptions related to the other requirements of the Annual Financial Reporting Model Regulation as allowed for in Section 18A of the Model Regulation, or substantially similar state law or regulation? Yes [] No [X]
- 10.4 If the response to 10.3 is yes, provide information related to this exemption:
.....
- 10.5 Has the reporting entity established an Audit Committee in compliance with the domiciliary state insurance laws? Yes [X] No [] N/A []
- 10.6 If the response to 10.5 is no or n/a, please explain.
.....
11. What is the name, address and affiliation (officer/employee of the reporting entity or actuary/consultant associated with an actuarial consulting firm) of the individual providing the statement of actuarial opinion/certification?
Gary A. Iannone, Vice President of Actuarial Services of United HealthCare Services Inc., an affiliate of UnitedHealthcare Plan of the River Valley, Inc., 185 Asylum Street, Hartford, CT 06103
- 12.1 Does the reporting entity own any securities of a real estate holding company or otherwise hold real estate indirectly? Yes [] No [X]
- 12.11 Name of real estate holding company ...
- 12.12 Number of parcels involved 0
- 12.13 Total book/adjusted carrying value \$0
- 12.2 If yes, provide explanation
.....
- 13. FOR UNITED STATES BRANCHES OF ALIEN REPORTING ENTITIES ONLY:**
- 13.1 What changes have been made during the year in the United States manager or the United States trustees of the reporting entity?
.....
- 13.2 Does this statement contain all business transacted for the reporting entity through its United States Branch on risks wherever located? Yes [] No []
- 13.3 Have there been any changes made to any of the trust indentures during the year? Yes [] No []
- 13.4 If answer to (13.3) is yes, has the domiciliary or entry state approved the changes? Yes [] No [] N/A []
- 14.1 Are the senior officers (principal executive officer, principal financial officer, principal accounting officer or controller, or persons performing similar functions) of the reporting entity subject to a code of ethics, which includes the following standards? Yes [X] No []
- a. Honest and ethical conduct, including the ethical handling of actual or apparent conflicts of interest between personal and professional relationships;
- b. Full, fair, accurate, timely and understandable disclosure in the periodic reports required to be filed by the reporting entity;
- c. Compliance with applicable governmental laws, rules and regulations;
- d. The prompt internal reporting of violations to an appropriate person or persons identified in the code; and
- e. Accountability for adherence to the code.
- 14.11 If the response to 14.1 is No, please explain:
.....
- 14.2 Has the code of ethics for senior managers been amended? Yes [X] No []
- 14.21 If the response to 14.2 is yes, provide information related to amendment(s).
The UHG Code of Conduct was refreshed in 2023 to include an updated letter from the CEO, a letter from the UHG Chief Compliance Officer, add Inclusion as a Core Value as well as our Quality Belief, and add new Q&As on a variety of topics.
- 14.3 Have any provisions of the code of ethics been waived for any of the specified officers? Yes [] No [X]
- 14.31 If the response to 14.3 is yes, provide the nature of any waiver(s).
.....

GENERAL INTERROGATORIES

- 15.1 Is the reporting entity the beneficiary of a Letter of Credit that is unrelated to reinsurance where the issuing or confirming bank is not on the SVO Bank List? Yes [] No [X]
- 15.2 If the response to 15.1 is yes, indicate the American Bankers Association (ABA) Routing Number and the name of the issuing or confirming bank of the Letter of Credit and describe the circumstances in which the Letter of Credit is triggered.

1 American Bankers Association (ABA) Routing Number	2 Issuing or Confirming Bank Name	3 Circumstances That Can Trigger the Letter of Credit	4 Amount

BOARD OF DIRECTORS

16. Is the purchase or sale of all investments of the reporting entity passed upon either by the board of directors or a subordinate committee thereof? Yes [X] No []
17. Does the reporting entity keep a complete permanent record of the proceedings of its board of directors and all subordinate committees thereof? Yes [X] No []
18. Has the reporting entity an established procedure for disclosure to its board of directors or trustees of any material interest or affiliation on the part of any of its officers, directors, trustees or responsible employees that is in conflict or is likely to conflict with the official duties of such person? Yes [X] No []

FINANCIAL

19. Has this statement been prepared using a basis of accounting other than Statutory Accounting Principles (e.g., Generally Accepted Accounting Principles)? Yes [] No [X]
- 20.1 Total amount loaned during the year (inclusive of Separate Accounts, exclusive of policy loans):
- 20.11 To directors or other officers.....\$0
 - 20.12 To stockholders not officers.....\$5,000,000
 - 20.13 Trustees, supreme or grand (Fraternal Only)\$0
- 20.2 Total amount of loans outstanding at the end of year (inclusive of Separate Accounts, exclusive of policy loans):
- 20.21 To directors or other officers.....\$0
 - 20.22 To stockholders not officers.....\$0
 - 20.23 Trustees, supreme or grand (Fraternal Only)\$0
- 21.1 Were any assets reported in this statement subject to a contractual obligation to transfer to another party without the liability for such obligation being reported in the statement? Yes [] No [X]
- 21.2 If yes, state the amount thereof at December 31 of the current year:
- 21.21 Rented from others.....\$0
 - 21.22 Borrowed from others.....\$0
 - 21.23 Leased from others\$0
 - 21.24 Other\$0
- 22.1 Does this statement include payments for assessments as described in the Annual Statement Instructions other than guaranty fund or guaranty association assessments? Yes [X] No []
- 22.2 If answer is yes:
- 22.21 Amount paid as losses or risk adjustment \$243
 - 22.22 Amount paid as expenses\$575,998
 - 22.23 Other amounts paid\$0
- 23.1 Does the reporting entity report any amounts due from parent, subsidiaries or affiliates on Page 2 of this statement? Yes [] No [X]
- 23.2 If yes, indicate any amounts receivable from parent included in the Page 2 amount:\$0
- 24.1 Does the insurer utilize third parties to pay agent commissions in which the amounts advanced by the third parties are not settled in full within 90 days? Yes [] No [X]
- 24.2 If the response to 24.1 is yes, identify the third-party that pays the agents and whether they are a related party.

Name of Third-Party	Is the Third-Party Agent a Related Party (Yes/No)

INVESTMENT

- 25.01 Were all the stocks, bonds and other securities owned December 31 of current year, over which the reporting entity has exclusive control, in the actual possession of the reporting entity on said date? (other than securities lending programs addressed in 25.03)..... Yes [X] No []

GENERAL INTERROGATORIES

- 25.02 If no, give full and complete information, relating thereto
.....
- 25.03 For securities lending programs, provide a description of the program including value for collateral and amount of loaned securities, and whether collateral is carried on or off-balance sheet. (an alternative is to reference Note 17 where this information is also provided)
Not Applicable
- 25.04 For the reporting entity's securities lending program, report amount of collateral for conforming programs as outlined in the Risk-Based Capital Instructions. \$0
- 25.05 For the reporting entity's securities lending program, report amount of collateral for other programs. \$0
- 25.06 Does your securities lending program require 102% (domestic securities) and 105% (foreign securities) from the counterparty at the outset of the contract? Yes [] No [] N/A [X]
- 25.07 Does the reporting entity non-admit when the collateral received from the counterparty falls below 100%? Yes [] No [] N/A [X]
- 25.08 Does the reporting entity or the reporting entity's securities lending agent utilize the Master Securities lending Agreement (MSLA) to conduct securities lending? Yes [] No [] N/A [X]
- 25.09 For the reporting entity's securities lending program state the amount of the following as of December 31 of the current year:
- 25.091 Total fair value of reinvested collateral assets reported on Schedule DL, Parts 1 and 2. \$0
- 25.092 Total book/adjusted carrying value of reinvested collateral assets reported on Schedule DL, Parts 1 and 2 \$0
- 25.093 Total payable for securities lending reported on the liability page. \$0
- 26.1 Were any of the stocks, bonds or other assets of the reporting entity owned at December 31 of the current year not exclusively under the control of the reporting entity or has the reporting entity sold or transferred any assets subject to a put option contract that is currently in force? (Exclude securities subject to Interrogatory 21.1 and 25.03). Yes [X] No []
- 26.2 If yes, state the amount thereof at December 31 of the current year:
- 26.21 Subject to repurchase agreements \$0
- 26.22 Subject to reverse repurchase agreements \$0
- 26.23 Subject to dollar repurchase agreements \$0
- 26.24 Subject to reverse dollar repurchase agreements \$0
- 26.25 Placed under option agreements \$0
- 26.26 Letter stock or securities restricted as to sale -
excluding FHLB Capital Stock \$0
- 26.27 FHLB Capital Stock \$0
- 26.28 On deposit with states \$ 23,791,263
- 26.29 On deposit with other regulatory bodies \$0
- 26.30 Pledged as collateral - excluding collateral pledged to
an FHLB \$0
- 26.31 Pledged as collateral to FHLB - including assets
backing funding agreements \$0
- 26.32 Other \$0

26.3 For category (26.26) provide the following:

1 Nature of Restriction	2 Description	3 Amount

- 27.1 Does the reporting entity have any hedging transactions reported on Schedule DB? Yes [] No [X]
- 27.2 If yes, has a comprehensive description of the hedging program been made available to the domiciliary state? Yes [] No [] N/A []
If no, attach a description with this statement.

LINES 27.3 through 27.5: FOR LIFE/FRATERNAL REPORTING ENTITIES ONLY:

- 27.3 Does the reporting entity utilize derivatives to hedge variable annuity guarantees subject to fluctuations as a result of interest rate sensitivity? Yes [] No []
- 27.4 If the response to 27.3 is YES, does the reporting entity utilize:
- 27.41 Special accounting provision of SSAP No. 108 Yes [] No []
- 27.42 Permitted accounting practice Yes [] No []
- 27.43 Other accounting guidance Yes [] No []
- 27.5 By responding YES to 27.41 regarding utilizing the special accounting provisions of SSAP No. 108, the reporting entity attests to the following: Yes [] No []
- The reporting entity has obtained explicit approval from the domiciliary state.
 - Hedging strategy subject to the special accounting provisions is consistent with the requirements of VM-21.
 - Actuarial certification has been obtained which indicates that the hedging strategy is incorporated within the establishment of VM-21 reserves and provides the impact of the hedging strategy within the Actuarial Guideline Conditional Tail Expectation Amount.
 - Financial Officer Certification has been obtained which indicates that the hedging strategy meets the definition of a Clearly Defined Hedging Strategy within VM-21 and that the Clearly Defined Hedging Strategy is the hedging strategy being used by the company in its actual day-to-day risk mitigation efforts.
- 28.1 Were any preferred stocks or bonds owned as of December 31 of the current year mandatorily convertible into equity, or, at the option of the issuer, convertible into equity? Yes [] No [X]
- 28.2 If yes, state the amount thereof at December 31 of the current year. \$0
29. Excluding items in Schedule E - Part 3 - Special Deposits, real estate, mortgage loans and investments held physically in the reporting entity's offices, vaults or safety deposit boxes, were all stocks, bonds and other securities, owned throughout the current year held pursuant to a custodial agreement with a qualified bank or trust company in accordance with Section 1, III - General Examination Considerations, F. Outsourcing of Critical Functions, Custodial or Safekeeping Agreements of the NAIC Financial Condition Examiners Handbook?..... Yes [X] No []

29.01 For agreements that comply with the requirements of the NAIC Financial Condition Examiners Handbook, complete the following:

1 Name of Custodian(s)	2 Custodian's Address
Bank of New York Mellon	Global Liquidity Services, 1 Wall St, 14th Floor, New York, NY 10286
Northern Trust	50 S. LaSalle, Chicago, IL 60675

GENERAL INTERROGATORIES

29.02 For all agreements that do not comply with the requirements of the NAIC Financial Condition Examiners Handbook, provide the name, location and a complete explanation:

1 Name(s)	2 Location(s)	3 Complete Explanation(s)

29.03 Have there been any changes, including name changes, in the custodian(s) identified in 29.01 during the current year?..... Yes [] No [X]

29.04 If yes, give full and complete information relating thereto:

1 Old Custodian	2 New Custodian	3 Date of Change	4 Reason

29.05 Investment management – Identify all investment advisors, investment managers, broker/dealers, including individuals that have the authority to make investment decisions on behalf of the reporting entity. For assets that are managed internally by employees of the reporting entity, note as such. ["...that have access to the investment accounts"; "...handle securities"]

1 Name of Firm or Individual	2 Affiliation
Internally Managed	I.....
BlackRock Financial Management, Inc	U.....
J.P. Morgan Asset Management	U.....
BNY Mellon Asset Management North America	U.....

29.0597 For those firms/individuals listed in the table for Question 29.05, do any firms/individuals unaffiliated with the reporting entity (i.e. designated with a "U") manage more than 10% of the reporting entity's invested assets?..... Yes [X] No []

29.0598 For firms/individuals unaffiliated with the reporting entity (i.e. designated with a "U") listed in the table for Question 29.05, does the total assets under management aggregate to more than 50% of the reporting entity's invested assets?..... Yes [X] No []

29.06 For those firms or individuals listed in the table for 29.05 with an affiliation code of "A" (affiliated) or "U" (unaffiliated), provide the information for the table below.

1	2	3	4	5
Central Registration Depository Number	Name of Firm or Individual	Legal Entity Identifier (LEI)	Registered With	Investment Management Agreement (IMA) Filed
107105	BlackRock Financial Management, Inc	549300LVXY1VJKE13M84	SEC	NO.....
107038	J.P. Morgan Asset Management	549300W78QH4XMM6K69	SEC	NO.....
105764	BNY Mellon Asset Management North America	ME7YUCK4NF1W8VM8SP25	SEC	NO.....

30.1 Does the reporting entity have any diversified mutual funds reported in Schedule D, Part 2 (diversified according to the Securities and Exchange Commission (SEC) in the Investment Company Act of 1940 [Section 5(b)(1)])? Yes [] No [X]

30.2 If yes, complete the following schedule:

1 CUSIP #	2 Name of Mutual Fund	3 Book/Adjusted Carrying Value
30.2999 - Total		0

30.3 For each mutual fund listed in the table above, complete the following schedule:

1	2	3	4
Name of Mutual Fund (from above table)	Name of Significant Holding of the Mutual Fund	Amount of Mutual Fund's Book/Adjusted Carrying Value Attributable to the Holding	Date of Valuation

GENERAL INTERROGATORIES

31. Provide the following information for all short-term and long-term bonds and all preferred stocks. Do not substitute amortized value or statement value for fair value.

	1	2	3
	Statement (Admitted) Value	Fair Value	Excess of Statement over Fair Value (-), or Fair Value over Statement (+)
31.1 Bonds	819,368,741	782,168,651	(37,200,090)
31.2 Preferred stocks	0	0	0
31.3 Totals	819,368,741	782,168,651	(37,200,090)

31.4 Describe the sources or methods utilized in determining the fair values:

For those securities that had prices in the NAIC SVO ISIS database, those prices were used; for those securities that did not have prices in the NAIC SVO ISIS database, pricing was obtained from Hub which is an external data sources vendor. Hub utilizes various pricing sources.

32.1 Was the rate used to calculate fair value determined by a broker or custodian for any of the securities in Schedule D? Yes [] No [X]

32.2 If the answer to 32.1 is yes, does the reporting entity have a copy of the broker's or custodian's pricing policy (hard copy or electronic copy) for all brokers or custodians used as a pricing source? Yes [] No []

32.3 If the answer to 32.2 is no, describe the reporting entity's process for determining a reliable pricing source for purposes of disclosure of fair value for Schedule D:
.....

33.1 Have all the filing requirements of the Purposes and Procedures Manual of the NAIC Investment Analysis Office been followed? Yes [X] No []

33.2 If no, list exceptions:
.....

34. By self-designating 5GI securities, the reporting entity is certifying the following elements of each self-designated 5GI security:

- a. Documentation necessary to permit a full credit analysis of the security does not exist or an NAIC CRP credit rating for an FE or PL security is not available.
- b. Issuer or obligor is current on all contracted interest and principal payments.
- c. The insurer has an actual expectation of ultimate payment of all contracted interest and principal.

Has the reporting entity self-designated 5GI securities? Yes [] No [X]

35. By self-designating PLGI securities, the reporting entity is certifying the following elements of each self-designated PLGI security:

- a. The security was purchased prior to January 1, 2018.
- b. The reporting entity is holding capital commensurate with the NAIC Designation reported for the security.
- c. The NAIC Designation was derived from the credit rating assigned by an NAIC CRP in its legal capacity as a NRSRO which is shown on a current private letter rating held by the insurer and available for examination by state insurance regulators.
- d. The reporting entity is not permitted to share this credit rating of the PL security with the SVO.

Has the reporting entity self-designated PLGI securities? Yes [] No [X]

36. By assigning FE to a Schedule BA non-registered private fund, the reporting entity is certifying the following elements of each self-designated FE fund:

- a. The shares were purchased prior to January 1, 2019.
- b. The reporting entity is holding capital commensurate with the NAIC Designation reported for the security.
- c. The security had a public credit rating(s) with annual surveillance assigned by an NAIC CRP in its legal capacity as an NRSRO prior to January 1, 2019.
- d. The fund only or predominantly holds bonds in its portfolio.
- e. The current reported NAIC Designation was derived from the public credit rating(s) with annual surveillance assigned by an NAIC CRP in its legal capacity as an NRSRO.
- f. The public credit rating(s) with annual surveillance assigned by an NAIC CRP has not lapsed.

Has the reporting entity assigned FE to Schedule BA non-registered private funds that complied with the above criteria? Yes [] No [X]

37. By rolling/renewing short-term or cash equivalent investments with continued reporting on Schedule DA, Part 1 or Schedule E Part 2 (identified through a code (%) in those investment schedules), the reporting entity is certifying to the following:

- a. The investment is a liquid asset that can be terminated by the reporting entity on the current maturity date.
- b. If the investment is with a nonrelated party or nonaffiliate, then it reflects an arms-length transaction with renewal completed at the discretion of all involved parties.
- c. If the investment is with a related party or affiliate, then the reporting entity has completed robust re-underwriting of the transaction for which documentation is available for regulator review.
- d. Short-term and cash equivalent investments that have been renewed/rolled from the prior period that do not meet the criteria in 37.a - 37.c are reported as long-term investments.

Has the reporting entity rolled/renewed short-term or cash equivalent investments in accordance with these criteria? Yes [] No [] N/A [X]

GENERAL INTERROGATORIES

38.1 Does the reporting entity directly hold cryptocurrencies? Yes [] No [X]

38.2 If the response to 38.1 is yes, on what schedule are they reported?

39.1 Does the reporting entity directly or indirectly accept cryptocurrencies as payments for premiums on policies? Yes [] No [X]

39.2 If the response to 39.1 is yes, are the cryptocurrencies held directly or are they immediately converted to U.S. dollars?
 39.21 Held directly Yes [] No []
 39.22 Immediately converted to U.S. dollars Yes [] No []

39.3 If the response to 38.1 or 39.1 is yes, list all cryptocurrencies accepted for payments of premiums or that are held directly.

1 Name of Cryptocurrency	2 Immediately Converted to USD, Directly Held, or Both	3 Accepted for Payment of Premiums

OTHER

40.1 Amount of payments to trade associations, service organizations and statistical or rating bureaus, if any?\$0

40.2 List the name of the organization and the amount paid if any such payment represented 25% or more of the total payments to trade associations, service organizations and statistical or rating bureaus during the period covered by this statement.

1 Name	2 Amount Paid

41.1 Amount of payments for legal expenses, if any?\$0

41.2 List the name of the firm and the amount paid if any such payment represented 25% or more of the total payments for legal expenses during the period covered by this statement.

1 Name	2 Amount Paid

42.1 Amount of payments for expenditures in connection with matters before legislative bodies, officers or departments of government, if any?\$0

42.2 List the name of the firm and the amount paid if any such payment represented 25% or more of the total payment expenditures in connection with matters before legislative bodies, officers, or departments of government during the period covered by this statement.

1 Name	2 Amount Paid

GENERAL INTERROGATORIES

PART 2 - HEALTH INTERROGATORIES

1.1 Does the reporting entity have any direct Medicare Supplement Insurance in force? Yes [] No [X]

1.2 If yes, indicate premium earned on U.S. business only. \$ 0

1.3 What portion of Item (1.2) is not reported on the Medicare Supplement Insurance Experience Exhibit? \$ 0

1.31 Reason for excluding
.....

1.4 Indicate amount of earned premium attributable to Canadian and/or Other Alien not included in Item (1.2) above \$ 0

1.5 Indicate total incurred claims on all Medicare Supplement Insurance. \$ 0

1.6 Individual policies: Most current three years:

1.61 Total premium earned \$ 0

1.62 Total incurred claims \$ 0

1.63 Number of covered lives 0

All years prior to most current three years:

1.64 Total premium earned \$ 0

1.65 Total incurred claims \$ 0

1.66 Number of covered lives 0

1.7 Group policies: Most current three years:

1.71 Total premium earned \$ 0

1.72 Total incurred claims \$ 0

1.73 Number of covered lives 0

All years prior to most current three years:

1.74 Total premium earned \$ 0

1.75 Total incurred claims \$ 0

1.76 Number of covered lives 0

2. Health Test:

		1	2	
		Current Year	Prior Year	
2.1	Premium Numerator	3,709,828,765	3,636,408,029	
2.2	Premium Denominator	3,709,828,765	3,636,408,029	
2.3	Premium Ratio (2.1/2.2)	1.000	1.000	
2.4	Reserve Numerator	442,596,589	503,166,496	
2.5	Reserve Denominator	442,596,589	503,166,496	
2.6	Reserve Ratio (2.4/2.5)	1.000	1.000	

3.1 Has the reporting entity received any endowment or gift from contracting hospitals, physicians, dentists, or others that is agreed will be returned when, as and if the earnings of the reporting entity permits? Yes [] No [X]

3.2 If yes, give particulars:
.....

4.1 Have copies of all agreements stating the period and nature of hospitals', physicians', and dentists' care offered to subscribers and dependents been filed with the appropriate regulatory agency? Yes [X] No []

4.2 If not previously filed, furnish herewith a copy(ies) of such agreement(s). Do these agreements include additional benefits offered? Yes [] No []

5.1 Does the reporting entity have stop-loss reinsurance? Yes [] No [X]

5.2 If no, explain:
UnitedHealthcare Plan of the River Valley, Inc. has no active stop-loss reinsurance agreements. UnitedHealthcare Plan of the River Valley, Inc. only has insolvency only and excess loss reinsurance agreements.

5.3 Maximum retained risk (see instructions)

5.31 Comprehensive Medical \$ 0

5.32 Medical Only \$ 0

5.33 Medicare Supplement \$ 0

5.34 Dental & Vision \$ 0

5.35 Other Limited Benefit Plan \$ 0

5.36 Other \$ 0

6. Describe arrangement which the reporting entity may have to protect subscribers and their dependents against the risk of insolvency including hold harmless provisions, conversion privileges with other carriers, agreements with providers to continue rendering services, and any other agreements:
Hold harmless clauses in provider agreements and continuation of coverage endorsements in reinsurance agreements.

7.1 Does the reporting entity set up its claim liability for provider services on a service date basis?..... Yes [X] No []

7.2 If no, give details
.....

8. Provide the following information regarding participating providers: 8.1 Number of providers at start of reporting year 194,256

8.2 Number of providers at end of reporting year 156,278

9.1 Does the reporting entity have business subject to premium rate guarantees? Yes [] No [X]

9.2 If yes, direct premium earned: 9.21 Business with rate guarantees between 15-36 months.. \$ 0

9.22 Business with rate guarantees over 36 months \$ 0

GENERAL INTERROGATORIES

- 10.1 Does the reporting entity have Incentive Pool, Withhold or Bonus Arrangements in its provider contracts? Yes No
- 10.2 If yes:
- | | | |
|--|----|------------|
| 10.21 Maximum amount payable bonuses..... | \$ | 9,408,861 |
| 10.22 Amount actually paid for year bonuses..... | \$ | 14,939,827 |
| 10.23 Maximum amount payable withholds..... | \$ | 1,987,210 |
| 10.24 Amount actually paid for year withholds..... | \$ | 2,367,540 |
- 11.1 Is the reporting entity organized as:
- | | | |
|---|------------------------------|--|
| 11.12 A Medical Group/Staff Model, | Yes <input type="checkbox"/> | No <input checked="" type="checkbox"/> |
| 11.13 An Individual Practice Association (IPA), or, | Yes <input type="checkbox"/> | No <input checked="" type="checkbox"/> |
| 11.14 A Mixed Model (combination of above)? | Yes <input type="checkbox"/> | No <input checked="" type="checkbox"/> |
- 11.2 Is the reporting entity subject to Statutory Minimum Capital and Surplus Requirements? Yes No
- 11.3 If yes, show the name of the state requiring such minimum capital and surplus. Illinois
- 11.4 If yes, show the amount required. \$ 1,500,000
- 11.5 Is this amount included as part of a contingency reserve in stockholder's equity? Yes No
- 11.6 If the amount is calculated, show the calculation
 IL State Statute 215 ILCS 5/13

12. List service areas in which reporting entity is licensed to operate:

1 Name of Service Area
Illinois Counties in Service Area:
Bureau
Carroll
DeWitt
Fulton
Henderson
Henry
Jo Daviess
Knox
La Salle
Lee
Livingston
Marshall
McLean
Mercer
Peoria
Putnam
Rock Island
Stark
Tazewell
Warren
Whiteside
Woodford
Iowa Counties in Service Area: Statewide
Tennessee Counties in Service Area: Statewide
VA Service Area: Commercial Service area includes:
Counties:
Bedford
Bland
Botetourt
Buchanan
Carroll
Craig
Dickenson
Floyd
Franklin
Giles
Grayson
Henry
Lee
Montgomery
Pulaski
Roanoke
Rockbridge
Russell
Scott Smyth
Tazewell
Washington
Wise
Wythe
Cities:
Bedford
Bristol
Buena Vista
Galax
Lexington
Martinsville
Norton
Radford
Roanoke
Salem

ANNUAL STATEMENT FOR THE YEAR 2023 OF THE UnitedHealthcare Plan of the River Valley, Inc.

- 13.1 Do you act as a custodian for health savings accounts? Yes [] No [X]
- 13.2 If yes, please provide the amount of custodial funds held as of the reporting date.\$0
- 13.3 Do you act as an administrator for health savings accounts? Yes [] No [X]
- 13.4 If yes, please provide the balance of funds administered as of the reporting date.\$0
- 14.1 Are any of the captive affiliates reported on Schedule S, Part 3, authorized reinsurers? Yes [] No [] N/A [X]
- 14.2 If the answer to 14.1 is yes, please provide the following:

1 Company Name	2 NAIC Company Code	3 Domiciliary Jurisdiction	4 Reserve Credit	Assets Supporting Reserve Credit		
				5 Letters of Credit	6 Trust Agreements	7 Other

15. Provide the following for individual ordinary life insurance* policies (U.S. business only) for the current year (prior to reinsurance assumed or ceded):
- 15.1 Direct Premium Written \$0
- 15.2 Total Incurred Claims\$0
- 15.3 Number of Covered Lives 0

*Ordinary Life Insurance Includes
Term(whether full underwriting, limited underwriting, jet issue, "short form app")
Whole Life (whether full underwriting, limited underwriting, jet issue, "short form app")
Variable Life (with or without secondary gurarantee)
Universal Life (with or without secondary gurarantee)
Variable Universal Life (with or without secondary gurarantee)

16. Is the reporting entity licensed or chartered, registered, qualified, eligible or writing business in at least two states? Yes [X] No []
- 16.1 If no, does the reporting entity assume reinsurance business that covers risks residing in at least one state other than the state of domicile of the reporting entity? Yes [] No []

FIVE-YEAR HISTORICAL DATA

	1 2023	2 2022	3 2021	4 2020	5 2019
Balance Sheet (Pages 2 and 3)					
1. Total admitted assets (Page 2, Line 28)	1,054,540,641	1,187,502,039	1,199,215,830	1,374,159,311	1,110,220,730
2. Total liabilities (Page 3, Line 24)	674,235,543	829,317,416	776,599,783	726,583,503	494,342,193
3. Statutory minimum capital and surplus requirement	1,500,000	1,500,000	1,800,000	1,800,000	1,800,000
4. Total capital and surplus (Page 3, Line 33)	380,305,098	358,184,623	422,616,047	647,575,808	615,878,537
Income Statement (Page 4)					
5. Total revenues (Line 8)	3,809,528,409	3,713,027,211	3,282,353,597	3,239,528,030	4,700,996,021
6. Total medical and hospital expenses (Line 18)	3,167,535,098	3,051,244,899	2,598,403,616	2,494,727,606	3,975,512,119
7. Claims adjustment expenses (Line 20)	182,408,755	160,807,838	163,305,753	189,467,794	262,030,741
8. Total administrative expenses (Line 21)	369,748,535	347,652,383	292,807,214	323,205,726	306,028,554
9. Net underwriting gain (loss) (Line 24)	89,836,021	153,322,091	227,837,014	232,126,904	162,545,607
10. Net investment gain (loss) (Line 27)	35,319,751	18,248,991	12,124,322	14,774,473	27,713,316
11. Total other income (Lines 28 plus 29)	(36,528)	(1,696)	18,850	(13,654)	13,903
12. Net income or (loss) (Line 32)	104,991,596	133,710,233	200,586,206	176,937,177	157,573,036
Cash Flow (Page 6)					
13. Net cash from operations (Line 11)	1,914,321	223,698,777	264,200,374	524,900,899	(176,106,192)
Risk-Based Capital Analysis					
14. Total adjusted capital	380,305,098	358,184,623	422,616,047	647,575,808	615,878,537
15. Authorized control level risk-based capital	108,380,931	87,702,948	49,962,921	77,812,002	151,834,149
Enrollment (Exhibit 1)					
16. Total members at end of period (Column 5, Line 7)	575,755	626,130	588,566	545,286	508,572
17. Total members months (Column 6, Line 7)	7,331,859	7,200,005	6,874,079	6,259,849	8,592,372
Operating Percentage (Page 4) (Item divided by Page 4, sum of Lines 2, 3 and 5) x 100.0					
18. Premiums earned plus risk revenue (Line 2 plus Lines 3 and 5)	100.0	100.0	100.0	100.0	100.0
19. Total hospital and medical plus other non-health (Lines 18 plus Line 19)	83.1	82.2	79.2	77.0	84.6
20. Cost containment expenses	3.8	3.4	3.7	4.2	4.1
21. Other claims adjustment expenses	1.0	1.0	1.3	1.6	1.5
22. Total underwriting deductions (Line 23)	97.6	95.9	93.1	92.8	96.5
23. Total underwriting gain (loss) (Line 24)	2.4	4.1	6.9	7.2	3.5
Unpaid Claims Analysis (U&I Exhibit, Part 2B)					
24. Total claims incurred for prior years (Line 17, Col. 5)	243,713,248	240,066,874	170,142,335	197,891,430	476,793,994
25. Estimated liability of unpaid claims-[prior year (Line 17, Col. 6)]	250,346,152	238,682,473	228,329,918	236,367,465	516,987,281
Investments In Parent, Subsidiaries and Affiliates					
26. Affiliated bonds (Sch. D Summary, Line 12, Col. 1)	0	0	0	0	0
27. Affiliated preferred stocks (Sch. D Summary, Line 18, Col. 1)	0	0	0	0	0
28. Affiliated common stocks (Sch. D Summary, Line 24, Col. 1)	0	0	0	0	0
29. Affiliated short-term investments (subtotal included in Schedule DA Verification, Col. 5, Line 10)	0	0	0	0	0
30. Affiliated mortgage loans on real estate	0	0	0	0	0
31. All other affiliated	0	0	0	0	0
32. Total of above Lines 26 to 31	0	0	0	0	0
33. Total investment in parent included in Lines 26 to 31 above.	0	0	0	0	0

NOTE: If a party to a merger, have the two most recent years of this exhibit been restated due to a merger in compliance with the disclosure requirements of SSAP No. 3, Accounting Changes and Correction of Errors? Yes [] No []
 If no, please explain:



ANNUAL STATEMENT FOR THE YEAR 2023 OF THE UnitedHealthcare Plan of the River Valley, Inc.

EXHIBIT OF PREMIUMS, ENROLLMENT AND UTILIZATION (a)

REPORT FOR: 1. CORPORATION

UnitedHealthcare Plan of the River Valley, Inc.

2. Moline, IL

NAIC Group Code	0707	BUSINESS IN THE STATE OF		DURING THE YEAR										(LOCATION)			
		Illinois		2023										NAIC Company Code			
		1	Comprehensive (Hospital & Medical)		4	5	6	7	8	9	10	11	12	13	14		
Total	2	3	Medicare Supplement	Vision Only	Dental Only	Federal Employees Health Benefits Plan	Title XVIII Medicare	Title XIX Medicaid	Credit A&H	Disability Income	Long-Term Care	Other Health	Other Non-Health				
Total Members at end of:																	
1. Prior Year	353	0	353	0	0	0	0	0	0	0	0	0	0	0			
2. First Quarter	288	0	288	0	0	0	0	0	0	0	0	0	0	0			
3. Second Quarter	279	0	279	0	0	0	0	0	0	0	0	0	0	0			
4. Third Quarter	284	0	284	0	0	0	0	0	0	0	0	0	0	0			
5. Current Year	249	0	249	0	0	0	0	0	0	0	0	0	0	0			
6. Current Year Member Months	3,392	0	3,392	0	0	0	0	0	0	0	0	0	0	0			
Total Member Ambulatory Encounters for Year:																	
7. Physician	2,814	0	2,814	0	0	0	0	0	0	0	0	0	0	0			
8. Non-Physician	170	0	170	0	0	0	0	0	0	0	0	0	0	0			
9. Total	2,984	0	2,984	0	0	0	0	0	0	0	0	0	0	0			
10. Hospital Patient Days Incurred	16	0	16	0	0	0	0	0	0	0	0	0	0	0			
11. Number of Inpatient Admissions	4	0	4	0	0	0	0	0	0	0	0	0	0	0			
12. Health Premiums Written (b)	2,621,077	0	2,639,359	0	0	0	0	(18,282)	0	0	0	0	0	0			
13. Life Premiums Direct	0	0	0	0	0	0	0	0	0	0	0	0	0	0			
14. Property/Casualty Premiums Written	0	0	0	0	0	0	0	0	0	0	0	0	0	0			
15. Health Premiums Earned	2,630,532	0	2,639,359	0	0	0	0	(8,827)	0	0	0	0	0	0			
16. Property/Casualty Premiums Earned	0	0	0	0	0	0	0	0	0	0	0	0	0	0			
17. Amount Paid for Provision of Health Care Services	962,325	0	991,886	0	0	0	0	(29,561)	0	0	0	0	0	0			
18. Amount Incurred for Provision of Health Care Services	540,688	0	569,948	0	0	0	0	(29,260)	0	0	0	0	0	0			

(a) For health business: number of persons insured under PPO managed care products0 and number of persons insured under indemnity only products0 .

(b) For health premiums written: amount of Medicare Title XVIII exempt from state taxes or fees \$ (18,282)

30.1L



ANNUAL STATEMENT FOR THE YEAR 2023 OF THE UnitedHealthcare Plan of the River Valley, Inc.

EXHIBIT OF PREMIUMS, ENROLLMENT AND UTILIZATION (a)

REPORT FOR: 1. CORPORATION

UnitedHealthcare Plan of the River Valley, Inc.

2. Moline, IL

NAIC Group Code	0707	BUSINESS IN THE STATE OF		DURING THE YEAR										(LOCATION)			
		Iowa		2023										NAIC Company Code			
		95378		1	Comprehensive (Hospital & Medical)		4	5	6	7	8	9	10	11	12	13	14
	Total	2 Individual	3 Group	Medicare Supplement	Vision Only	Dental Only	Federal Employees Health Benefits Plan	Title XVIII Medicare	Title XIX Medicaid	Credit A&H	Disability Income	Long-Term Care	Other Health	Other Non-Health			
Total Members at end of:																	
1. Prior Year	13,373	0	13,373	0	0	0	0	0	0	0	0	0	0	0	0		
2. First Quarter	12,625	0	12,625	0	0	0	0	0	0	0	0	0	0	0	0		
3. Second Quarter	12,480	0	12,480	0	0	0	0	0	0	0	0	0	0	0	0		
4. Third Quarter	11,580	0	11,580	0	0	0	0	0	0	0	0	0	0	0	0		
5. Current Year	11,212	0	11,212	0	0	0	0	0	0	0	0	0	0	0	0		
6. Current Year Member Months	143,462	0	143,462	0	0	0	0	0	0	0	0	0	0	0	0		
Total Member Ambulatory Encounters for Year:																	
7. Physician	121,990	0	121,990	0	0	0	0	0	0	0	0	0	0	0	0		
8. Non-Physician	6,166	0	6,166	0	0	0	0	0	0	0	0	0	0	0	0		
9. Total	128,156	0	128,156	0	0	0	0	0	0	0	0	0	0	0	0		
10. Hospital Patient Days Incurred	2,236	0	2,236	0	0	0	0	0	0	0	0	0	0	0	0		
11. Number of Inpatient Admissions	514	0	514	0	0	0	0	0	0	0	0	0	0	0	0		
12. Health Premiums Written (b)	73,400,462	0	73,405,148	0	0	0	0	(4,686)	0	0	0	0	0	0	0		
13. Life Premiums Direct	0	0	0	0	0	0	0	0	0	0	0	0	0	0	0		
14. Property/Casualty Premiums Written	0	0	0	0	0	0	0	0	0	0	0	0	0	0	0		
15. Health Premiums Earned	72,693,459	0	72,692,353	0	0	0	0	1,106	0	0	0	0	0	0	0		
16. Property/Casualty Premiums Earned	0	0	0	0	0	0	0	0	0	0	0	0	0	0	0		
17. Amount Paid for Provision of Health Care Services	54,710,889	(106,912)	55,228,903	0	0	0	0	(3,333)	(407,769)	0	0	0	0	0	0		
18. Amount Incurred for Provision of Health Care Services	53,721,188	(107,591)	54,450,768	0	0	0	0	(3,333)	(618,656)	0	0	0	0	0	0		

(a) For health business: number of persons insured under PPO managed care products0 and number of persons insured under indemnity only products0 .

(b) For health premiums written: amount of Medicare Title XVIII exempt from state taxes or fees \$ (4,686)

301A



ANNUAL STATEMENT FOR THE YEAR 2023 OF THE UnitedHealthcare Plan of the River Valley, Inc.

EXHIBIT OF PREMIUMS, ENROLLMENT AND UTILIZATION (a)

REPORT FOR: 1. CORPORATION

UnitedHealthcare Plan of the River Valley, Inc.

2. Moline, IL

NAIC Group Code	0707	BUSINESS IN THE STATE OF		DURING THE YEAR										(LOCATION)			
		Tennessee		2023										NAIC Company Code			
		1	Comprehensive (Hospital & Medical)		4	5	6	7	8	9	10	11	12	13	14		
Total	2	3	Medicare Supplement	Vision Only	Dental Only	Federal Employees Health Benefits Plan	Title XVIII Medicare	Title XIX Medicaid	Credit A&H	Disability Income	Long-Term Care	Other Health	Other Non-Health				
Total Members at end of:																	
1. Prior Year	609,271	13,403	82	0	0	0	0	75,585	520,201	0	0	0	0	0			
2. First Quarter	613,012	13,735	82	0	0	0	0	71,053	528,142	0	0	0	0	0			
3. Second Quarter	612,448	12,498	78	0	0	0	0	68,729	531,143	0	0	0	0	0			
4. Third Quarter	590,270	12,525	78	0	0	0	0	66,267	511,400	0	0	0	0	0			
5. Current Year	560,854	12,247	77	0	0	0	0	64,201	484,329	0	0	0	0	0			
6. Current Year Member Months	7,144,340	155,900	955	0	0	0	0	817,581	6,169,904	0	0	0	0	0			
Total Member Ambulatory Encounters for Year:																	
7. Physician	6,332,705	94,905	718	0	0	0	0	1,975,912	4,261,170	0	0	0	0	0			
8. Non-Physician	3,311,566	42,510	59	0	0	0	0	1,091,936	2,177,061	0	0	0	0	0			
9. Total	9,644,271	137,415	777	0	0	0	0	3,067,848	6,438,231	0	0	0	0	0			
10. Hospital Patient Days Incurred	1,503,986	5,595	97	0	0	0	0	108,594	1,389,700	0	0	0	0	0			
11. Number of Inpatient Admissions	99,783	2,159	22	0	0	0	0	16,928	80,674	0	0	0	0	0			
12. Health Premiums Written (b)	3,614,480,876	32,520,323	783,284	0	0	0	0	1,447,614,257	2,133,563,012	0	0	0	0	0			
13. Life Premiums Direct	0	0	0	0	0	0	0	0	0	0	0	0	0	0			
14. Property/Casualty Premiums Written	0	0	0	0	0	0	0	0	0	0	0	0	0	0			
15. Health Premiums Earned	3,714,836,036	35,057,858	783,284	0	0	0	0	1,454,695,395	2,224,299,499	0	0	0	0	0			
16. Property/Casualty Premiums Earned	0	0	0	0	0	0	0	0	0	0	0	0	0	0			
17. Amount Paid for Provision of Health Care Services	3,077,100,408	27,038,158	873,994	0	0	0	0	1,215,314,200	1,833,874,056	0	0	0	0	0			
18. Amount Incurred for Provision of Health Care Services	3,097,017,641	27,105,847	904,946	0	0	0	0	1,209,251,341	1,859,755,507	0	0	0	0	0			

(a) For health business: number of persons insured under PPO managed care products0 and number of persons insured under indemnity only products0 .

(b) For health premiums written: amount of Medicare Title XVIII exempt from state taxes or fees \$1,447,614,257

30.TN



ANNUAL STATEMENT FOR THE YEAR 2023 OF THE UnitedHealthcare Plan of the River Valley, Inc.

EXHIBIT OF PREMIUMS, ENROLLMENT AND UTILIZATION (a)

REPORT FOR: 1. CORPORATION

UnitedHealthcare Plan of the River Valley, Inc.

2. Moline, IL

NAIC Group Code	0707	BUSINESS IN THE STATE OF		DURING THE YEAR										(LOCATION)	
		Virginia		2023										NAIC Company Code	
		95378		1	Comprehensive (Hospital & Medical)		4	5	6	7	8	9	10	11	12
	Total	2	3	Medicare Supplement	Vision Only	Dental Only	Federal Employees Health Benefits Plan	Title XVIII Medicare	Title XIX Medicaid	Credit A&H	Disability Income	Long-Term Care	Other Health	Other Non-Health	
Total Members at end of:															
1. Prior Year	3,133	0	3,133	0	0	0	0	0	0	0	0	0	0	0	0
2. First Quarter	3,299	0	3,299	0	0	0	0	0	0	0	0	0	0	0	0
3. Second Quarter	3,486	0	3,486	0	0	0	0	0	0	0	0	0	0	0	0
4. Third Quarter	3,436	0	3,436	0	0	0	0	0	0	0	0	0	0	0	0
5. Current Year	3,440	0	3,440	0	0	0	0	0	0	0	0	0	0	0	0
6. Current Year Member Months	40,665	0	40,665	0	0	0	0	0	0	0	0	0	0	0	0
Total Member Ambulatory Encounters for Year:															
7. Physician	33,529	0	33,529	0	0	0	0	0	0	0	0	0	0	0	0
8. Non-Physician	1,928	0	1,928	0	0	0	0	0	0	0	0	0	0	0	0
9. Total	35,457	0	35,457	0	0	0	0	0	0	0	0	0	0	0	0
10. Hospital Patient Days Incurred	503	0	503	0	0	0	0	0	0	0	0	0	0	0	0
11. Number of Inpatient Admissions	115	0	115	0	0	0	0	0	0	0	0	0	0	0	0
12. Health Premiums Written (b)	23,141,263	0	23,151,242	0	0	0	0	(9,979)	0	0	0	0	0	0	0
13. Life Premiums Direct	0	0	0	0	0	0	0	0	0	0	0	0	0	0	0
14. Property/Casualty Premiums Written	0	0	0	0	0	0	0	0	0	0	0	0	0	0	0
15. Health Premiums Earned	23,183,295	0	23,193,274	0	0	0	0	(9,979)	0	0	0	0	0	0	0
16. Property/Casualty Premiums Earned	0	0	0	0	0	0	0	0	0	0	0	0	0	0	0
17. Amount Paid for Provision of Health Care Services	16,869,509	0	16,871,422	0	0	0	0	(1,913)	0	0	0	0	0	0	0
18. Amount Incurred for Provision of Health Care Services	16,255,581	0	16,257,984	0	0	0	0	(2,403)	0	0	0	0	0	0	0

(a) For health business: number of persons insured under PPO managed care products0 and number of persons insured under indemnity only products0 .

(b) For health premiums written: amount of Medicare Title XVIII exempt from state taxes or fees \$ (9,979)

30 VA



ANNUAL STATEMENT FOR THE YEAR 2023 OF THE UnitedHealthcare Plan of the River Valley, Inc.

EXHIBIT OF PREMIUMS, ENROLLMENT AND UTILIZATION (a)

REPORT FOR: 1. CORPORATION

UnitedHealthcare Plan of the River Valley, Inc.

2. Moline, IL

NAIC Group Code	0707	BUSINESS IN THE STATE OF		Grand Total	DURING THE YEAR									
		2023			(LOCATION)									
		NAIC Company Code			95378									
	1	Comprehensive (Hospital & Medical)		4	5	6	7	8	9	10	11	12	13	14
	Total	2	3	Medicare Supplement	Vision Only	Dental Only	Federal Employees Health Benefits Plan	Title XVIII Medicare	Title XIX Medicaid	Credit A&H	Disability Income	Long-Term Care	Other Health	Other Non-Health
		Individual	Group											
Total Members at end of:														
1. Prior Year	626,130	13,403	16,941	0	0	0	0	75,585	520,201	0	0	0	0	0
2. First Quarter	629,224	13,735	16,294	0	0	0	0	71,053	528,142	0	0	0	0	0
3. Second Quarter	628,693	12,498	16,323	0	0	0	0	68,729	531,143	0	0	0	0	0
4. Third Quarter	605,570	12,525	15,378	0	0	0	0	66,267	511,400	0	0	0	0	0
5. Current Year	575,755	12,247	14,978	0	0	0	0	64,201	484,329	0	0	0	0	0
6. Current Year Member Months	7,331,859	155,900	188,474	0	0	0	0	817,581	6,169,904	0	0	0	0	0
Total Member Ambulatory Encounters for Year:														
7. Physician	6,491,038	94,905	159,051	0	0	0	0	1,975,912	4,261,170	0	0	0	0	0
8. Non-Physician	3,319,830	42,510	8,323	0	0	0	0	1,091,936	2,177,061	0	0	0	0	0
9. Total	9,810,868	137,415	167,374	0	0	0	0	3,067,848	6,438,231	0	0	0	0	0
10. Hospital Patient Days Incurred	1,506,741	5,595	2,852	0	0	0	0	108,594	1,389,700	0	0	0	0	0
11. Number of Inpatient Admissions	100,416	2,159	655	0	0	0	0	16,928	80,674	0	0	0	0	0
12. Health Premiums Written (b)	3,713,643,678	32,520,323	99,979,033	0	0	0	0	1,447,581,310	2,133,563,012	0	0	0	0	0
13. Life Premiums Direct	0	0	0	0	0	0	0	0	0	0	0	0	0	0
14. Property/Casualty Premiums Written	0	0	0	0	0	0	0	0	0	0	0	0	0	0
15. Health Premiums Earned	3,813,343,322	35,057,858	99,308,270	0	0	0	0	1,454,677,695	2,224,299,499	0	0	0	0	0
16. Property/Casualty Premiums Earned	0	0	0	0	0	0	0	0	0	0	0	0	0	0
17. Amount Paid for Provision of Health Care Services	3,149,643,131	26,931,246	73,966,205	0	0	0	0	1,215,279,393	1,833,466,287	0	0	0	0	0
18. Amount Incurred for Provision of Health Care Services	3,167,535,098	26,998,256	72,183,646	0	0	0	0	1,209,216,345	1,859,136,851	0	0	0	0	0

(a) For health business: number of persons insured under PPO managed care products0 and number of persons insured under indemnity only products0 .

(b) For health premiums written: amount of Medicare Title XVIII exempt from state taxes or fees \$1,447,581,310

30 GT

Schedule S - Part 1 - Section 2

NONE

Schedule S - Part 2

NONE

ANNUAL STATEMENT FOR THE YEAR 2023 OF THE UnitedHealthcare Plan of the River Valley, Inc.

SCHEDULE S - PART 3 - SECTION 2

Reinsurance Ceded Accident and Health Insurance Listed by Reinsuring Company as of December 31, Current Year

1 NAIC Company Code	2 ID Number	3 Effective Date	4 Name of Company	5 Domi- ciliary Juris- diction	6 Type of Reinsurance Ceded	7 Type of Business Ceded	8 Premiums	9 Unearned Premiums (Estimated)	10 Reserve Credit Taken Other than for Unearned Premiums	Outstanding Surplus Relief		13 Modified Coinsurance Reserve	14 Funds Withheld Under Coinsurance
										11 Current Year	12 Prior Year		
79413	36-2739571	07/01/2008	UnitedHealthcare Insurance Company	CT	OTH/G	CMM	101,327	0	0	0	0	0	0
79413	36-2739571	07/01/2008	UnitedHealthcare Insurance Company	CT	OTH/G	MC	2,224,300	0	0	0	0	0	0
79413	36-2739571	07/01/2008	UnitedHealthcare Insurance Company	CT	OTH/G	MR	1,454,228	0	0	0	0	0	0
79413	36-2739571	07/01/2008	UnitedHealthcare Insurance Company	CT	OTH/G	SCHIP	35,058	0	0	0	0	0	0
0299999. General Account - Authorized U.S. Affiliates - Other							3,814,913	0	0	0	0	0	0
0399999. Total General Account - Authorized U.S. Affiliates							3,814,913	0	0	0	0	0	0
0699999. Total General Account - Authorized Non-U.S. Affiliates							0	0	0	0	0	0	0
0799999. Total General Account - Authorized Affiliates							3,814,913	0	0	0	0	0	0
1099999. Total General Account - Authorized Non-Affiliates							0	0	0	0	0	0	0
1199999. Total General Account Authorized							3,814,913	0	0	0	0	0	0
1499999. Total General Account - Unauthorized U.S. Affiliates							0	0	0	0	0	0	0
1799999. Total General Account - Unauthorized Non-U.S. Affiliates							0	0	0	0	0	0	0
1899999. Total General Account - Unauthorized Affiliates							0	0	0	0	0	0	0
2199999. Total General Account - Unauthorized Non-Affiliates							0	0	0	0	0	0	0
2299999. Total General Account Unauthorized							0	0	0	0	0	0	0
2599999. Total General Account - Certified U.S. Affiliates							0	0	0	0	0	0	0
2899999. Total General Account - Certified Non-U.S. Affiliates							0	0	0	0	0	0	0
2999999. Total General Account - Certified Affiliates							0	0	0	0	0	0	0
3299999. Total General Account - Certified Non-Affiliates							0	0	0	0	0	0	0
3399999. Total General Account Certified							0	0	0	0	0	0	0
3699999. Total General Account - Reciprocal Jurisdiction U.S. Affiliates							0	0	0	0	0	0	0
3999999. Total General Account - Reciprocal Jurisdiction Non-U.S. Affiliates							0	0	0	0	0	0	0
4099999. Total General Account - Reciprocal Jurisdiction Affiliates							0	0	0	0	0	0	0
4399999. Total General Account - Reciprocal Jurisdiction Non-Affiliates							0	0	0	0	0	0	0
4499999. Total General Account Reciprocal Jurisdiction							0	0	0	0	0	0	0
4599999. Total General Account Authorized, Unauthorized, Reciprocal Jurisdiction and Certified							3,814,913	0	0	0	0	0	0
4899999. Total Separate Accounts - Authorized U.S. Affiliates							0	0	0	0	0	0	0
5199999. Total Separate Accounts - Authorized Non-U.S. Affiliates							0	0	0	0	0	0	0
5299999. Total Separate Accounts - Authorized Affiliates							0	0	0	0	0	0	0
5599999. Total Separate Accounts - Authorized Non-Affiliates							0	0	0	0	0	0	0
5699999. Total Separate Accounts Authorized							0	0	0	0	0	0	0
5999999. Total Separate Accounts - Unauthorized U.S. Affiliates							0	0	0	0	0	0	0
6299999. Total Separate Accounts - Unauthorized Non-U.S. Affiliates							0	0	0	0	0	0	0
6399999. Total Separate Accounts - Unauthorized Affiliates							0	0	0	0	0	0	0
6699999. Total Separate Accounts - Unauthorized Non-Affiliates							0	0	0	0	0	0	0
6799999. Total Separate Accounts Unauthorized							0	0	0	0	0	0	0
7099999. Total Separate Accounts - Certified U.S. Affiliates							0	0	0	0	0	0	0
7399999. Total Separate Accounts - Certified Non-U.S. Affiliates							0	0	0	0	0	0	0
7499999. Total Separate Accounts - Certified Affiliates							0	0	0	0	0	0	0
7799999. Total Separate Accounts - Certified Non-Affiliates							0	0	0	0	0	0	0
7899999. Total Separate Accounts Certified							0	0	0	0	0	0	0
8199999. Total Separate Accounts - Reciprocal Jurisdiction U.S. Affiliates							0	0	0	0	0	0	0
8499999. Total Separate Accounts - Reciprocal Jurisdiction Non-U.S. Affiliates							0	0	0	0	0	0	0
8599999. Total Separate Accounts - Reciprocal Jurisdiction Affiliates							0	0	0	0	0	0	0
8899999. Total Separate Accounts - Reciprocal Jurisdiction Non-Affiliates							0	0	0	0	0	0	0
8999999. Total Separate Accounts Reciprocal Jurisdiction							0	0	0	0	0	0	0
9099999. Total Separate Accounts Authorized, Unauthorized, Reciprocal Jurisdiction and Certified							0	0	0	0	0	0	0
9199999. Total U.S. (Sum of 0399999, 0899999, 1499999, 1999999, 2599999, 3099999, 3699999, 4199999, 4899999, 5399999, 5999999, 6499999, 7099999, 7599999, 8199999 and 8699999)							3,814,913	0	0	0	0	0	0
9299999. Total Non-U.S. (Sum of 0699999, 0999999, 1799999, 2099999, 2899999, 3199999, 3999999, 4299999, 5199999, 5499999, 6299999, 6599999, 7399999, 7699999, 8499999 and 8799999)							0	0	0	0	0	0	0
9999999 - Totals							3,814,913	0	0	0	0	0	0

Schedule S - Part 4

NONE

Schedule S - Part 4 - Bank Footnote

NONE

Schedule S - Part 5

NONE

Schedule S - Part 5 - Bank Footnote

NONE

SCHEDULE S - PART 6

Five Year Exhibit of Reinsurance Ceded Business (\$000 Omitted)

	1 2023	2 2022	3 2021	4 2020	5 2019
A. OPERATIONS ITEMS					
1. Premiums	136	133	159	130	169
2. Title XVIII - Medicare	1,454	1,449	1,253	1,161	1,087
3. Title XIX - Medicaid	2,224	2,109	1,908	1,997	3,466
4. Commissions and reinsurance expense allowance	0	0	0	0	0
5. Total hospital and medical expenses	0	0	0	0	0
B. BALANCE SHEET ITEMS					
6. Premiums receivable	293	268	234	258	329
7. Claims payable	0	0	0	0	0
8. Reinsurance recoverable on paid losses	0	0	0	0	0
9. Experience rating refunds due or unpaid	0	0	0	0	0
10. Commissions and reinsurance expense allowances due	0	0	0	0	0
11. Unauthorized reinsurance offset	0	0	0	0	0
12. Offset for reinsurance with Certified Reinsurers	0	0	0	0	0
C. UNAUTHORIZED REINSURANCE (DEPOSITS BY AND FUNDS WITHHELD FROM)					
13. Funds deposited by and withheld from (F)	0	0	0	0	0
14. Letters of credit (L)	0	0	0	0	0
15. Trust agreements (T)	0	0	0	0	0
16. Other (O)	0	0	0	0	0
D. REINSURANCE WITH CERTIFIED REINSURERS (DEPOSITS BY AND FUNDS WITHHELD FROM)					
17. Multiple Beneficiary Trust	0	0	0	0	0
18. Funds deposited by and withheld from (F)	0	0	0	0	0
19. Letters of credit (L)	0	0	0	0	0
20. Trust agreements (T)	0	0	0	0	0
21. Other (O)	0	0	0	0	0

SCHEDULE S - PART 7

Restatement of Balance Sheet to Identify Net Credit For Ceded Reinsurance

	1 As Reported (net of ceded)	2 Restatement Adjustments	3 Restated (gross of ceded)
ASSETS (Page 2, Col. 3)			
1. Cash and invested assets (Line 12)	893,567,562	0	893,567,562
2. Accident and health premiums due and unpaid (Line 15)	33,457,944	0	33,457,944
3. Amounts recoverable from reinsurers (Line 16.1)	0	0	0
4. Net credit for ceded reinsurance	XXX	(293,028)	(293,028)
5. All other admitted assets (Balance)	127,515,135	0	127,515,135
6. Total assets (Line 28)	1,054,540,641	(293,028)	1,054,247,613
LIABILITIES, CAPITAL AND SURPLUS (Page 3)			
7. Claims unpaid (Line 1)	351,320,360	0	351,320,360
8. Accrued medical incentive pool and bonus payments (Line 2)	9,408,861	0	9,408,861
9. Premiums received in advance (Line 8)	1,216,313	0	1,216,313
10. Funds held under reinsurance treaties with authorized and unauthorized reinsurers (Line 19 first inset amount plus second inset amount)	0	0	0
11. Reinsurance in unauthorized companies (Line 20 minus inset amount)	0	0	0
12. Reinsurance with Certified Reinsurers (Line 20 inset amount)	0	0	0
13. Funds held under reinsurance treaties with Certified Reinsurers (Line 19 third inset amount)	0	0	0
14. All other liabilities (Balance)	312,290,009	(293,028)	311,996,981
15. Total liabilities (Line 24)	674,235,543	(293,028)	673,942,515
16. Total capital and surplus (Line 33)	380,305,098	XXX	380,305,098
17. Total liabilities, capital and surplus (Line 34)	1,054,540,641	(293,028)	1,054,247,613
NET CREDIT FOR CEDED REINSURANCE			
18. Claims unpaid	0		
19. Accrued medical incentive pool	0		
20. Premiums received in advance	0		
21. Reinsurance recoverable on paid losses	0		
22. Other ceded reinsurance recoverables	0		
23. Total ceded reinsurance recoverables	0		
24. Premiums receivable	0		
25. Funds held under reinsurance treaties with authorized and unauthorized reinsurers	0		
26. Unauthorized reinsurance	0		
27. Reinsurance with Certified Reinsurers	0		
28. Funds held under reinsurance treaties with Certified Reinsurers	0		
29. Other ceded reinsurance payables/offsets	293,028		
30. Total ceded reinsurance payables/offsets	293,028		
31. Total net credit for ceded reinsurance	(293,028)		

SCHEDULE T PREMIUMS AND OTHER CONSIDERATIONS

Allocated by States and Territories

		1	Direct Business Only								
			2	3	4	5	6	7	8	9	10
States, etc.		Active Status (a)	Accident and Health Premiums	Medicare Title XVIII	Medicaid Title XIX	CHIP Title XXI	Federal Employees Health Benefits Program Premiums	Life and Annuity Premiums & Other Considerations	Property/Casualty Premiums	Total Columns 2 Through 8	Deposit-Type Contracts
1. Alabama	AL	N	0	0	0	0	0	0	0	0	0
2. Alaska	AK	N	0	0	0	0	0	0	0	0	0
3. Arizona	AZ	N	0	0	0	0	0	0	0	0	0
4. Arkansas	AR	N	0	0	0	0	0	0	0	0	0
5. California	CA	N	0	0	0	0	0	0	0	0	0
6. Colorado	CO	N	0	0	0	0	0	0	0	0	0
7. Connecticut	CT	N	0	0	0	0	0	0	0	0	0
8. Delaware	DE	N	0	0	0	0	0	0	0	0	0
9. District of Columbia	DC	N	0	0	0	0	0	0	0	0	0
10. Florida	FL	N	0	0	0	0	0	0	0	0	0
11. Georgia	GA	N	0	0	0	0	0	0	0	0	0
12. Hawaii	HI	N	0	0	0	0	0	0	0	0	0
13. Idaho	ID	N	0	0	0	0	0	0	0	0	0
14. Illinois	IL	L	2,639,359	(18,282)	0	0	0	0	0	2,621,077	0
15. Indiana	IN	N	0	0	0	0	0	0	0	0	0
16. Iowa	IA	L	73,405,148	(4,686)	0	0	0	0	0	73,400,462	0
17. Kansas	KS	N	0	0	0	0	0	0	0	0	0
18. Kentucky	KY	N	0	0	0	0	0	0	0	0	0
19. Louisiana	LA	N	0	0	0	0	0	0	0	0	0
20. Maine	ME	N	0	0	0	0	0	0	0	0	0
21. Maryland	MD	N	0	0	0	0	0	0	0	0	0
22. Massachusetts	MA	N	0	0	0	0	0	0	0	0	0
23. Michigan	MI	N	0	0	0	0	0	0	0	0	0
24. Minnesota	MN	N	0	0	0	0	0	0	0	0	0
25. Mississippi	MS	N	0	0	0	0	0	0	0	0	0
26. Missouri	MO	N	0	0	0	0	0	0	0	0	0
27. Montana	MT	N	0	0	0	0	0	0	0	0	0
28. Nebraska	NE	N	0	0	0	0	0	0	0	0	0
29. Nevada	NV	N	0	0	0	0	0	0	0	0	0
30. New Hampshire	NH	N	0	0	0	0	0	0	0	0	0
31. New Jersey	NJ	N	0	0	0	0	0	0	0	0	0
32. New Mexico	NM	N	0	0	0	0	0	0	0	0	0
33. New York	NY	N	0	0	0	0	0	0	0	0	0
34. North Carolina	NC	N	0	0	0	0	0	0	0	0	0
35. North Dakota	ND	N	0	0	0	0	0	0	0	0	0
36. Ohio	OH	N	0	0	0	0	0	0	0	0	0
37. Oklahoma	OK	N	0	0	0	0	0	0	0	0	0
38. Oregon	OR	N	0	0	0	0	0	0	0	0	0
39. Pennsylvania	PA	N	0	0	0	0	0	0	0	0	0
40. Rhode Island	RI	N	0	0	0	0	0	0	0	0	0
41. South Carolina	SC	N	0	0	0	0	0	0	0	0	0
42. South Dakota	SD	N	0	0	0	0	0	0	0	0	0
43. Tennessee	TN	L	783,284	1,447,614,257	2,133,563,012	32,520,323	0	0	0	3,614,480,876	0
44. Texas	TX	N	0	0	0	0	0	0	0	0	0
45. Utah	UT	N	0	0	0	0	0	0	0	0	0
46. Vermont	VT	N	0	0	0	0	0	0	0	0	0
47. Virginia	VA	L	23,151,242	(9,979)	0	0	0	0	0	23,141,263	0
48. Washington	WA	N	0	0	0	0	0	0	0	0	0
49. West Virginia	WV	N	0	0	0	0	0	0	0	0	0
50. Wisconsin	WI	N	0	0	0	0	0	0	0	0	0
51. Wyoming	WY	N	0	0	0	0	0	0	0	0	0
52. American Samoa	AS	N	0	0	0	0	0	0	0	0	0
53. Guam	GU	N	0	0	0	0	0	0	0	0	0
54. Puerto Rico	PR	N	0	0	0	0	0	0	0	0	0
55. U.S. Virgin Islands	VI	N	0	0	0	0	0	0	0	0	0
56. Northern Mariana Islands	MP	N	0	0	0	0	0	0	0	0	0
57. Canada	CAN	N	0	0	0	0	0	0	0	0	0
58. Aggregate Other Aliens	OT	XXX	0	0	0	0	0	0	0	0	0
59. Subtotal	XXX		99,979,033	1,447,581,310	2,133,563,012	32,520,323	0	0	0	3,713,643,678	0
60. Reporting Entity Contributions for Employee Benefit Plans	XXX		0	0	0	0	0	0	0	0	0
61. Totals (Direct Business)	XXX		99,979,033	1,447,581,310	2,133,563,012	32,520,323	0	0	0	3,713,643,678	0
DETAILS OF WRITE-INS											
58001.	XXX										
58002.	XXX										
58003.	XXX										
58998. Summary of remaining write-ins for Line 58 from overflow page	XXX		0	0	0	0	0	0	0	0	0
58999. Totals (Lines 58001 through 58003 plus 58998)(Line 58 above)	XXX		0	0	0	0	0	0	0	0	0

(a) Active Status Counts:

- 1. L - Licensed or Chartered - Licensed insurance carrier or domiciled RRG..... 4
- 2. R - Registered - Non-domiciled RRGs..... 0
- 3. E - Eligible - Reporting entities eligible or approved to write surplus lines in the state. 0
- 4. Q - Qualified - Qualified or accredited reinsurer..... 0
- 5. N - None of the above - Not allowed to write business in the state..... 53

(b) Explanation of basis of allocation by states, premiums by state, etc.
 Premiums are allocated by state based upon geographic market.

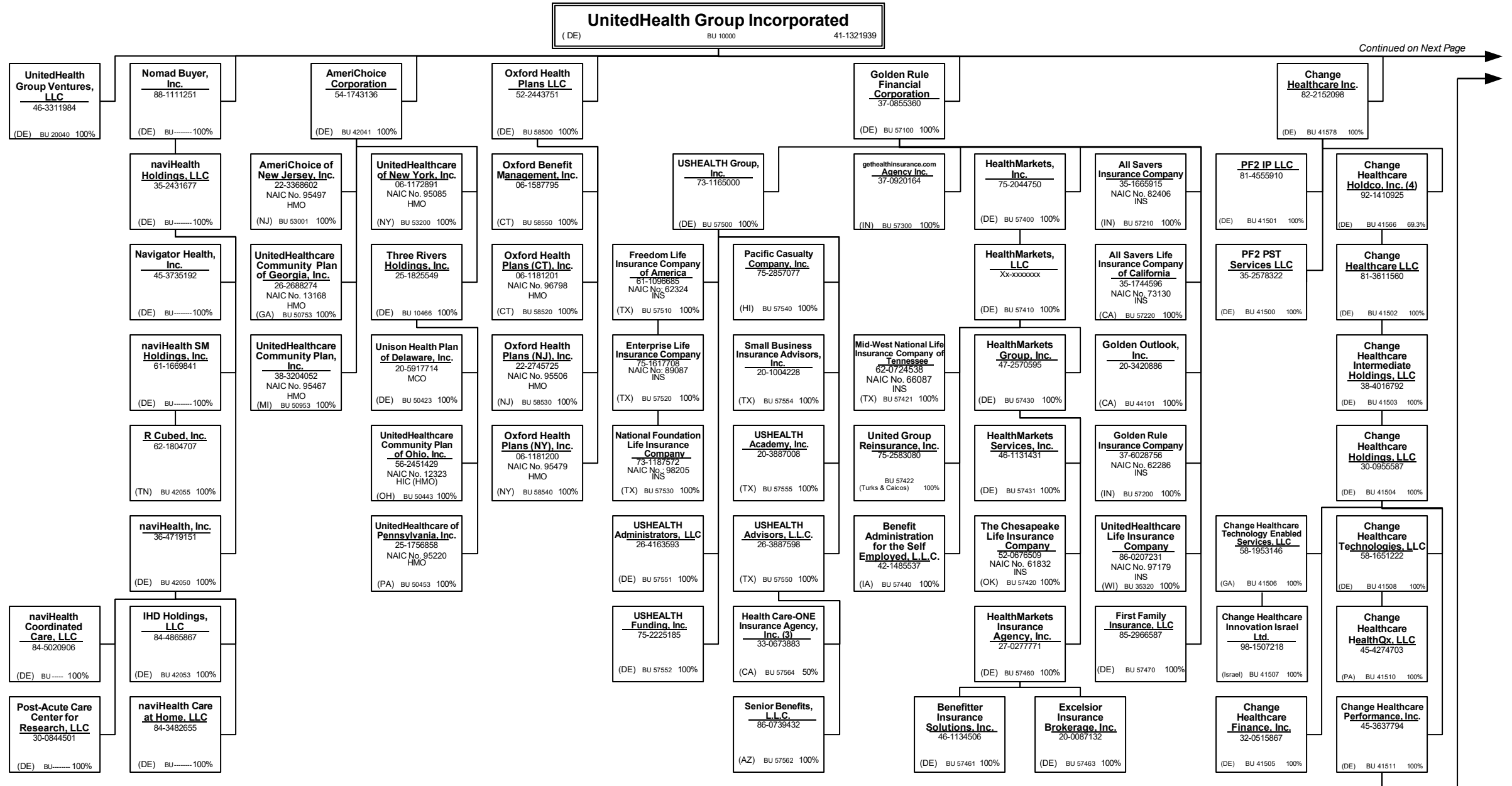
**SCHEDULE T - PART 2
INTERSTATE COMPACT - EXHIBIT OF PREMIUMS WRITTEN**

Allocated by States and Territories

States, Etc.		Direct Business Only					6 Totals
		1 Life (Group and Individual)	2 Annuities (Group and Individual)	3 Disability Income (Group and Individual)	4 Long-Term Care (Group and Individual)	5 Deposit-Type Contracts	
1. Alabama	AL						
2. Alaska	AK						
3. Arizona	AZ						
4. Arkansas	AR						
5. California	CA						
6. Colorado	CO						
7. Connecticut	CT						
8. Delaware	DE						
9. District of Columbia	DC						
10. Florida	FL						
11. Georgia	GA						
12. Hawaii	HI						
13. Idaho	ID						
14. Illinois	IL						
15. Indiana	IN						
16. Iowa	IA						
17. Kansas	KS						
18. Kentucky	KY						
19. Louisiana	LA						
20. Maine	ME						
21. Maryland	MD						
22. Massachusetts	MA						
23. Michigan	MI						
24. Minnesota	MN						
25. Mississippi	MS						
26. Missouri	MO						
27. Montana	MT						
28. Nebraska	NE						
29. Nevada	NV						
30. New Hampshire	NH						
31. New Jersey	NJ						
32. New Mexico	NM						
33. New York	NY						
34. North Carolina	NC						
35. North Dakota	ND						
36. Ohio	OH						
37. Oklahoma	OK						
38. Oregon	OR						
39. Pennsylvania	PA						
40. Rhode Island	RI						
41. South Carolina	SC						
42. South Dakota	SD						
43. Tennessee	TN						
44. Texas	TX						
45. Utah	UT						
46. Vermont	VT						
47. Virginia	VA						
48. Washington	WA						
49. West Virginia	WV						
50. Wisconsin	WI						
51. Wyoming	WY						
52. American Samoa	AS						
53. Guam	GU						
54. Puerto Rico	PR						
55. U.S. Virgin Islands	VI						
56. Northern Mariana Islands	MP						
57. Canada	CAN						
58. Aggregate Other Alien	OT						
59. Total							

NONE

SCHEDULE Y – INFORMATION CONCERNING ACTIVITIES OF INSURER MEMBERS OF A HOLDING COMPANY GROUP
PART 1 – ORGANIZATIONAL CHART



Continued on Next Page

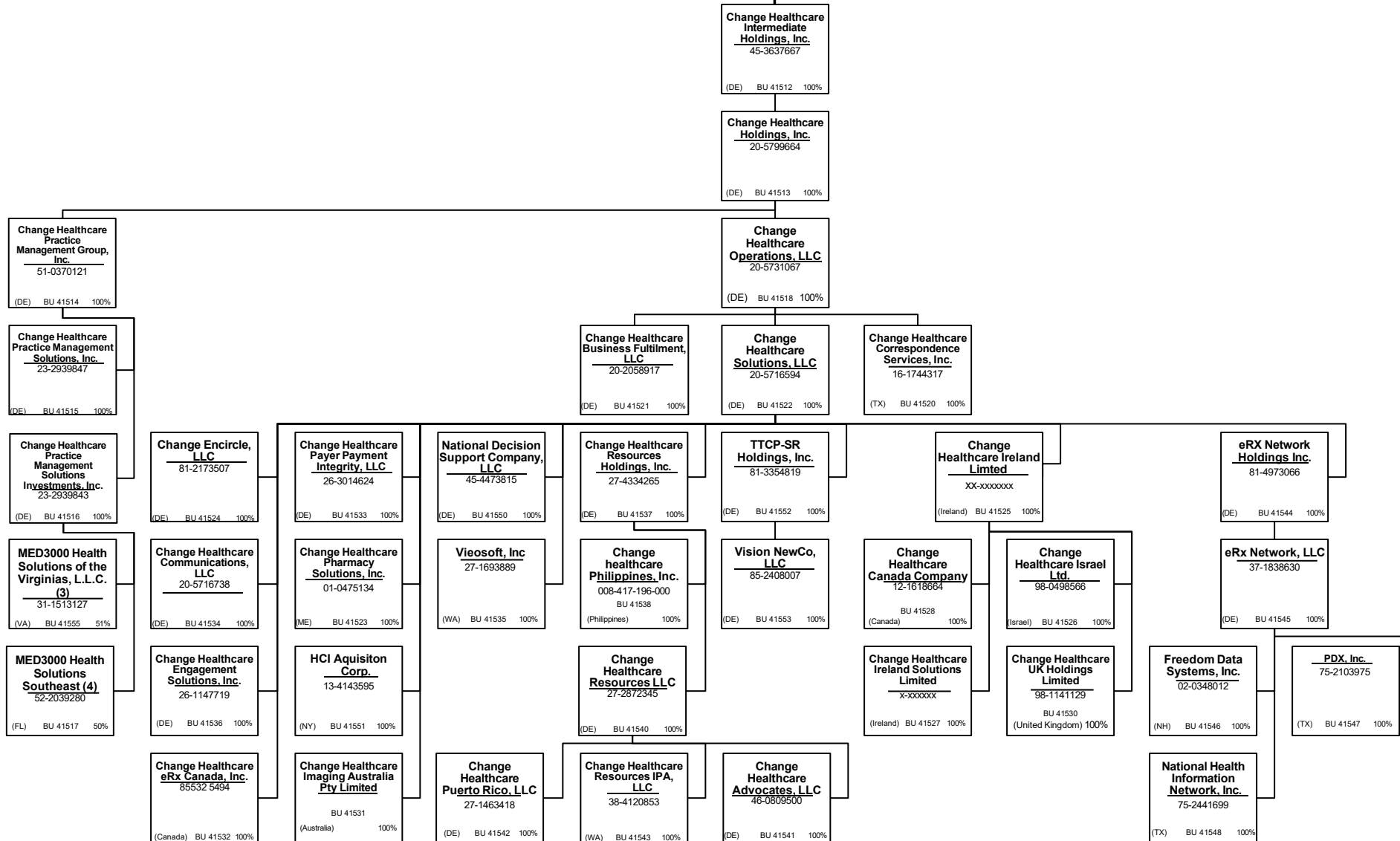
SCHEDULE Y – INFORMATION CONCERNING ACTIVITIES OF INSURER MEMBERS OF A HOLDING COMPANY GROUP
PART 1 – ORGANIZATIONAL CHART

UnitedHealth Group Incorporated
 (DE) 41-1321939

LHC Group, Inc.
 71-0918189
 (DE) BU----- 100%

Continued from Previous Page

Continued on Next Page



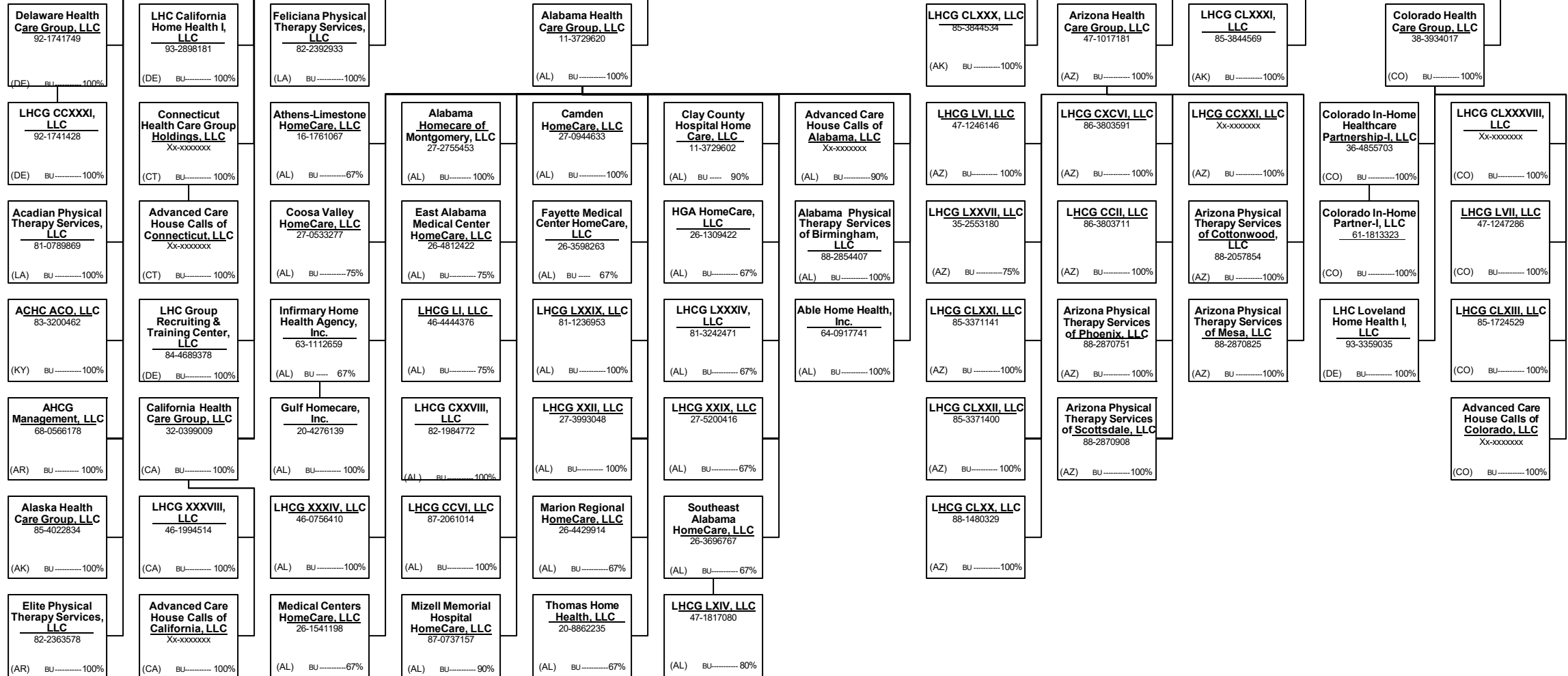
SCHEDULE Y – INFORMATION CONCERNING ACTIVITIES OF INSURER MEMBERS OF A HOLDING COMPANY GROUP
PART 1 – ORGANIZATIONAL CHART

UnitedHealth Group Incorporated
 (DE) 41-1321939

Continued from Previous Page

Continued on Next Page

LHC Group, Inc.
 71-0918189
 (DE) BU 42060 100%



SCHEDULE Y – INFORMATION CONCERNING ACTIVITIES OF INSURER MEMBERS OF A HOLDING COMPANY GROUP
PART 1 – ORGANIZATIONAL CHART

UnitedHealth Group Incorporated
 (DE) 41-1321939

LHC Group, Inc.
 71-0918189
 (DE) BU 42060 100%

Georgia Health Care Group, LLC
 04-3826206
 (GA) BU 100%

LHC Health Care Group of Florida, LLC
 20-3840328
 (FL) BU 100%

LHCG CCXXVII, LLC
 88-3285752
 (GA) BU 100%

Georgia HomeCare of Harris, LLC
 38-3749123
 (GA) BU 100%

LHCG LXXIV, LLC
 81-1105754
 (GA) BU 100%

LHCG XL, LLC
 46-2509518
 (GA) BU 100%

Northwest Georgia Home Health, LLC
 27-1803583
 (GA) BU 75%

LHCG CCXXVI, LLC
 88-3281766
 (GA) BU 100%

Advanced Care House Calls of Florida, LLC
 30-1111990
 (FL) BU 100%

Florida Physical Therapy Services of Miramar, LLC
 85-2890611
 (FL) BU 100%

Florida Physical Therapy Services of Panama City, LLC
 85-2890874
 (FL) BU 100%

LHCG XIX, LLC
 27-3529253
 (FL) BU 75%

Munroe Regional HomeCare, LLC
 77-0670885
 (FL) BU 51%

Florida Physical Therapy Services of Orlando, LLC
 87-2819939
 (FL) BU 100%

Atlantic Homecare, Inc.
 58-1811794
 (GA) BU 100%

Eastern Georgia Partnership, LLC
 85-2462743
 (GA) BU 75%

LHCG CLVIII, LLC
 84-4811662
 (GA) BU 100%

Halcyon Healthcare, LLC
 27-4237248
 (DE) BU 100%

Advanced Care House Calls of Georgia, LLC
 Xx-xxxxxx
 (GA) BU 100%

Floyd HomeCare, LLC
 37-1533134
 (GA) BU 75%

Central Florida Partnership, LLC
 84-4741808
 (FL) BU 60%

Florida Physical Therapy Services of Sarasota II, LLC
 85-4184074
 (FL) BU 100%

LHCG CCX, LLC
 87-2695298
 (FL) BU 100%

Florida Physical Therapy Services of Pensacola, LLC
 38-4077716
 (FL) BU 100%

Lifeline Home Health Care of Lady Lake, LLC
 314-1975227
 (FL) BU 100%

Florida Physical Therapy Services of Sun City, LLC
 88-2870661
 (FL) BU 100%

Atlantic Homeaid, Inc.
 58-1863635
 (GA) BU 100%

Augusta Home Care Services LLC
 26-3389004
 (DE) BU 100%

LHCG LXXV, LLC
 Xx-xxxxxx
 (GA) BU 100%

Altus Hospice of Georgia, LLC
 45-3437288
 (DE) BU 100%

Community Hospice, LLC
 20-0896023
 (MS) BU 100%

LHCG CCXXVIII, LLC
 88-3303273
 (GA) BU 100%

Bayfront HMA Home Health LLC
 46-1642468
 (FL) BU 100%

LHCG CLIII, LLC
 84-4776234
 (FL) BU 100%

Florida Physical Therapy Services of Ormond Beach, LLC
 87-2820055
 (FL) BU 100%

LHCG LXXXII, LLC
 61-1788793
 (FL) BU 75%

Florida Physical Therapy Services of Fort Myers, LLC
 86-3177130
 (FL) BU 100%

Florida Physical Therapy Services of Ocala, LLC
 88-2854101
 (FL) BU 75%

Ware Visiting Nurse Services, Inc.
 58-1811796
 (GA) BU 100%

LHCG CLXIV, LLC
 85-2474241
 (GA) BU 100%

Northeast Georgia Home Health II, LLC
 88-4214089
 (GA) BU 100%

Cornerstone Palliative and Hospice, LLC
 45-4845966
 (MS) BU 67%

Covenant Palliative and Hospice, LLC
 45-4845621
 (MS) BU 100%

LHCG CLIV, LLC
 84-4776384
 (FL) BU 100%

LHCG CLV, LLC
 84-4829877
 (FL) BU 100%

Florida Physical Therapy Services of Sarasota, LLC
 85-3733455
 (FL) BU 100%

Suncoast Healthcare Partnership, LLC
 Xx-xxxxxx
 (FL) BU 60%

Florida Physical Therapy Services of Gainesville, LLC
 86-1936043
 (FL) BU 100%

Lifeline Home Health Care of Lakeland, LLC
 14-1975232
 (FL) BU 51%

Chesterfield Visiting Nurses Services, Inc.
 57-0876493
 (SC) BU 100%

LHCG CLXV, LLC
 85-2474342
 (GA) BU 100%

Southern Georgia Partnership, LLC
 88-0998884
 (GA) BU 75%

Compassionate Hospice of Georgia, Inc.
 45-3245661
 (DE) BU 100%

Grace Hospice, LLC
 20-3301932
 (GA) BU 100%

LHCG CLVI, LLC
 84-4829979
 (FL) BU 100%

LHCG CLVII, LLC
 85-0778549
 (FL) BU 100%

Suncoast Partnership-I, LLC
 Xx-xxxxxx
 (FL) BU 100%

Suncoast Partnership-II, LLC
 Xx-xxxxxx
 (FL) BU 100%

Suncoast Partnership-III, LLC
 Xx-xxxxxx
 (FL) BU 600%

Lifeline Home Health Care of Marathon, LLC
 14-1975234
 (FL) BU 100%

Florence Visiting Nurses Services, Inc.
 57-0876491
 (SC) BU 100%

LHCG CLXVI, LLC
 85-2501394
 (SC) BU 100%

LHCG CCXXII, LLC
 88-0998942
 (GA) BU 100%

Compassionate Healthcare Management Group, Inc.
 20-4591877
 (GA) BU 100%

Halcyon Hospice of Aiken, LLC
 27-0380864
 (FL) BU 100%

LHCG CLX, LLC
 85-0792455
 (FL) BU 100%

Suncoast Partner-I, LLC
 Xx-xxxxxx
 (FL) BU 100%

Suncoast Partner-II, LLC
 Xx-xxxxxx
 (FL) BU 100%

Suncoast Partner-III, LLC
 Xx-xxxxxx
 (FL) BU 100%

Lifeline Home Health Care of Port Charlotte, LLC
 14-1975231
 (FL) BU 100%

40.4

Continued from Previous Page

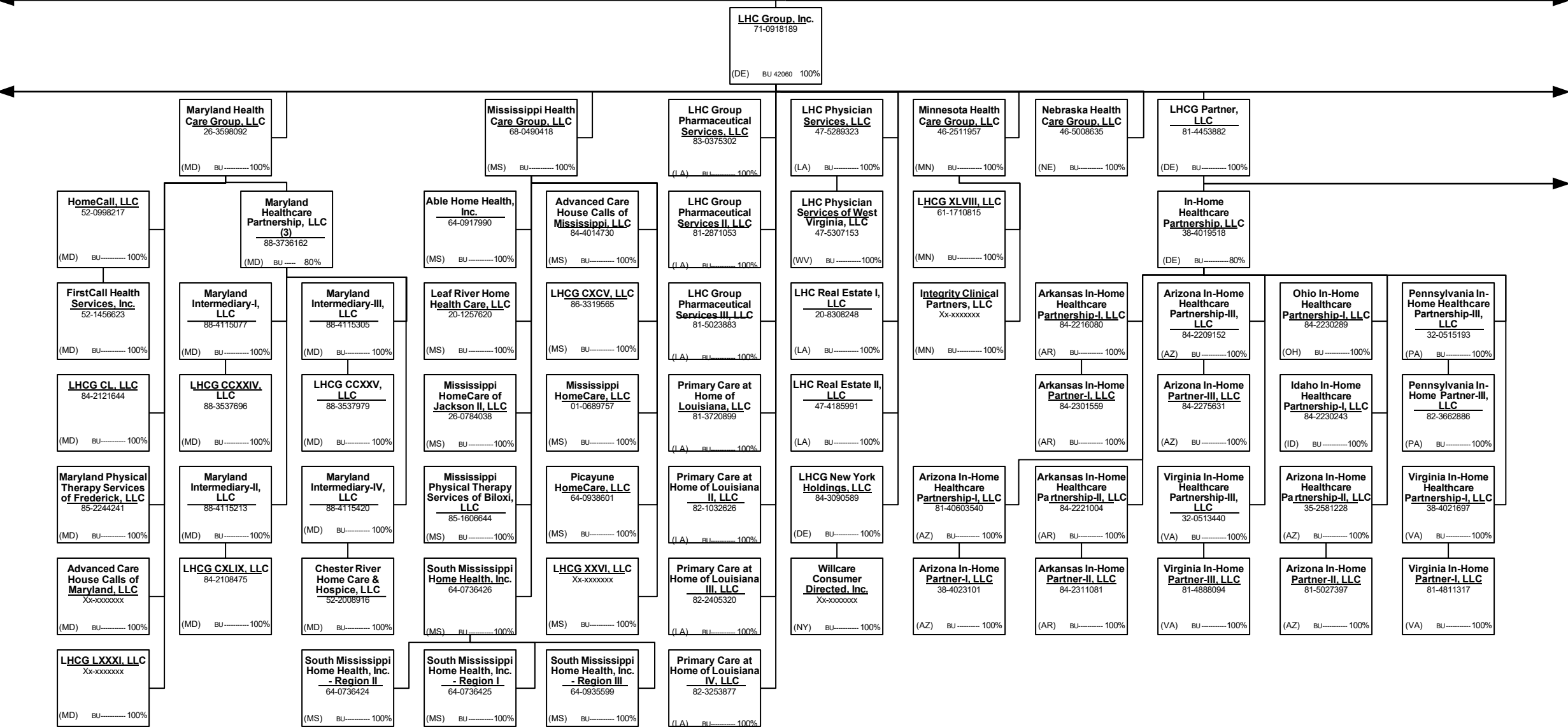
Continued on Next Page

SCHEDULE Y – INFORMATION CONCERNING ACTIVITIES OF INSURER MEMBERS OF A HOLDING COMPANY GROUP
PART 1 – ORGANIZATIONAL CHART

UnitedHealth Group Incorporated
 (DE) 41-1321939

Continued from Previous Page

Continued on Next Page



40.5

SCHEDULE Y – INFORMATION CONCERNING ACTIVITIES OF INSURER MEMBERS OF A HOLDING COMPANY GROUP
PART 1 – ORGANIZATIONAL CHART

UnitedHealth Group Incorporated
 (DE) 41-1321939

Continued from Previous Page

Continued on Next Page

LHC Group, Inc.
 71-0918189
 (DE) BU-----100%

LHCG Partner, LLC
 81-4453882
 (DE) BU-----100%

In-Home Healthcare Partnership, LLC
 38-4019518
 (DE) BU-----80%

Michigan In-Home Healthcare Partnership-II, LLC
 36-4857987
 (MI) BU-----100%

North Carolina In-Home Healthcare Partnership-IV, LLC
 35-2581142
 (NC) BU-----100%

In-Home Healthcare Partnership of Texas-I, LLC
 36-4854493
 (TX) BU-----100%

Kentucky In-Home Healthcare Partnership-II, LLC
 30-1017396
 (KY) BU-----100%

Michigan In-Home Healthcare Partnership-III, LLC
 38-4025399
 (MI) BU-----100%

North Carolina In-Home Healthcare Partnership-II, LLC
 38-4022047
 (NC) BU-----100%

North Carolina In-Home Healthcare Partnership-IX, LLC
 30-1107085
 (NC) BU-----100%

North Carolina In-Home Healthcare Partnership-VII, LLC
 61-1815577
 (NC) BU-----100%

Pennsylvania In-Home Healthcare Partnership-I, LLC
 30-0963243
 (PA) BU-----100%

Tennessee In-Home Healthcare Partnership-I, LLC
 36-4855333
 (TN) BU-----100%

Tennessee In-Home Healthcare Partnership-III, LLC
 61-1863937
 (TN) BU-----100%

Virginia In-Home Healthcare Partnership-II, LLC
 30-0961866
 (VA) BU-----100%

Michigan In-Home Partner-II, LLC
 30-0967541
 (MI) BU-----100%

North Carolina In-Home Partner-IV, LLC
 81-4914018
 (NC) BU-----100%

In-Home Partner of Texas-I, LLC
 35-2582227
 (TX) BU-----100%

Michigan In-Home Healthcare Partnership-I, LLC
 30-0965767
 (MI) BU-----100%

Michigan In-Home Partner-III, LLC
 81-5278498
 (MI) BU-----100%

North Carolina In-Home Partner-II, LLC
 81-4811792
 (NC) BU-----100%

North Carolina In-Home Partner-IX, LLC
 83-1304076
 (NC) BU-----100%

North Carolina In-Home Partner-VII, LLC
 81-5293415
 (NC) BU-----100%

Pennsylvania In-Home Partner-I, LLC
 82-2091703
 (PA) BU-----100%

Tennessee In-Home Partner-I, LLC
 81-4903487
 (TN) BU-----100%

Tennessee In-Home Partner-III, LLC
 82-3982817
 (TN) BU-----100%

Virginia In-Home Partner-II, LLC
 81-4811408
 (VA) BU-----100%

North Carolina In-Home Healthcare Partnership-I, LLC
 81-4801601
 (NC) BU-----100%

North Carolina In-Home Healthcare Partnership-VI, LLC
 32-0518535
 (NC) BU-----100%

Kentucky In-Home Healthcare Partnership-I, LLC
 36-4861510
 (KY) BU-----100%

Michigan In-Home Partner-I, LLC
 81-5275489
 (MI) BU-----100%

Michigan In-Home Healthcare Partnership-IV, LLC
 30-0965701
 (MI) BU-----100%

North Carolina In-Home Healthcare Partnership-III, LLC
 81-4829700
 (NC) BU-----100%

North Carolina In-Home Healthcare Partnership-V, LLC
 37-1848101
 (NC) BU-----100%

North Carolina In-Home Healthcare Partnership-VIII, LLC
 32-0573315
 (NC) BU-----100%

Pennsylvania In-Home Healthcare Partnership-II, LLC
 38-4022040
 (PA) BU-----100%

Tennessee In-Home Healthcare Partnership-II, LLC
 37-1843674
 (TN) BU-----100%

Tennessee In-Home Healthcare Partnership-IV, LLC
 85-1878206
 (TN) BU-----100%

LHCG CXXVII, LLC
 30-0993916
 (VA) BU-----100%

North Carolina In-Home Partner-I, LLC
 30-0996614
 (NC) BU-----100%

North Carolina In-Home Partner-VI, LLC
 81-5476171
 (NC) BU-----100%

Kentucky In-Home Partner-I, LLC
 35-2592972
 (KY) BU-----100%

Michigan In-Home Partner-IV, LLC
 81-5278983
 (MI) BU-----100%

North Carolina In-Home Partner-III, LLC
 30-0996677
 (NC) BU-----100%

North Carolina In-Home Partner-V, LLC
 81-5292449
 (NC) BU-----100%

North Carolina In-Home Partner-VIII, LLC
 83-1323380
 (NC) BU-----100%

Pennsylvania In-Home Partner-II, LLC
 81-4811929
 (PA) BU-----100%

Tennessee In-Home Partner-II, LLC
 81-4736011
 (TN) BU-----100%

Tennessee In-Home Partner-IV, LLC
 85-1877933
 (TN) BU-----100%

40.6

SCHEDULE Y – INFORMATION CONCERNING ACTIVITIES OF INSURER MEMBERS OF A HOLDING COMPANY GROUP
PART 1 – ORGANIZATIONAL CHART

UnitedHealth Group Incorporated
 (DE) 41-1321939

Continued from Previous Page

Continued on Next Page

LHC Group, Inc.
 71-0918189
 (DE) BU-----100%

LHCG Partner, LLC
 81-4453882
 (DE) BU-----100%

LHCG Partner II, LLC
 82-1485228
 (TX) BU-----100%

In-Home Healthcare Partnership II, LLC
 84-3322624
 (DE) BU-----80%

In-Home Healthcare Partnership, LLC
 38-4019518
 (DE) BU-----80%

Southwest Post-Acute Care Partnership, LLC
 61-1846018
 (TX) BU-----60%

Virginia In-Home Healthcare Partnership-IX, LLC
 32-0516972
 (VA) BU-----100%

Virginia In-Home Healthcare Partnership-VII, LLC
 37-1844686
 (VA) BU-----100%

Virginia In-Home Healthcare Partnership-XI, LLC
 36-4908131
 (VA) BU-----100%

Louisiana In-Home Healthcare Partnership-II, LLC
 36-4886826
 (LA) BU-----100%

Virginia In-Home Healthcare Partnership-VI, LLC
 37-1843673
 (VA) BU-----100%

Virginia In-Home Healthcare Partnership-IV, LLC
 61-1810641
 (VA) BU-----100%

GSHS Home Health, LLC
 16-1727633
 (TX) BU-----100%

LHCG CCXIII, LLC
 87-3155545
 (LA) BU-----100%

LHCG CIX, LLC
 82-2084222
 (LA) BU-----100%

LHCG CLI, LLC
 85-1221268
 (TX) BU-----100%

LHCG CVI, LLC
 82-2020284
 (LA) BU-----100%

LHCG CVII, LLC
 82-2044952
 (LA) BU-----100%

Virginia In-Home Partner-IX, LLC
 81-5294732
 (VA) BU-----100%

Virginia In-Home Partner-VII, LLC
 81-4888210
 (VA) BU-----100%

Virginia In-Home Partner-XI, LLC
 83-2040583
 (VA) BU-----100%

Louisiana In-Home Partner-II, LLC
 35-2616195
 (LA) BU-----100%

Virginia In-Home Partner-VI, LLC
 81-4737281
 (VA) BU-----100%

Virginia In-Home Partner-IV, LLC
 32-0516324
 (VA) BU-----100%

LHCG CXII, LLC
 82-2146037
 (TX) BU-----100%

LHCG CXIII, LLC
 82-2159030
 (TX) BU-----100%

LHCG CXIV, LLC
 82-2174970
 (TX) BU-----100%

LHCG CXIX, LLC
 82-1978232
 (AR) BU-----100%

LHCG CX, LLC
 82-2098229
 (LA) BU-----100%

LHCG CCXVI, LLC
 88-0582397
 (LA) BU-----100%

Virginia In-Home Healthcare Partnership-V, LLC
 38-4020777
 (VA) BU-----100%

Virginia In-Home Healthcare Partnership-VIII, LLC
 61-1814029
 (VA) BU-----100%

Virginia In-Home Healthcare Partnership-XII, LLC
 86-2505437
 (VA) BU-----100%

Louisiana In-Home Healthcare Partnership-III, LLC
 35-2614777
 (LA) BU-----100%

Virginia In-Home Healthcare Partnership-X, LLC
 32-0580044
 (VA) BU-----100%

LHCG CXV, LLC
 82-2187727
 (TX) BU-----100%

LHCG CXVI, LLC
 82-2206275
 (TX) BU-----100%

LHCG CXVII, LLC
 82-2217874
 (TX) BU-----100%

LHCG CXVIII, LLC
 82-1999959
 (AR) BU-----100%

LHCG CCIII, LLC
 87-0969466
 (LA) BU-----100%

LHCG CXI, LLC
 82-2140184
 (TX) BU-----100%

Virginia In-Home Partner-V, LLC
 81-4737123
 (VA) BU-----100%

Virginia In-Home Partner-VIII, LLC
 81-5294131
 (VA) BU-----100%

Virginia In-Home Partner-XII, LLC
 86-2445798
 (VA) BU-----100%

Louisiana In-Home Partner-III, LLC
 82-4146470
 (LA) BU-----100%

Virginia In-Home Partner-X, LLC
 83-2555935
 (VA) BU-----100%

LHCG CXX, LLC
 82-2117095
 (LA) BU-----100%

LHCG CXXI, LLC
 82-2231824
 (TX) BU-----100%

LHCG CXXII, LLC
 82-2469676
 (TX) BU-----100%

LHCG CXXIII, LLC
 82-2301047
 (GA) BU-----100%

LHCG CXXXIII, LLC
 32-0540219
 (TX) BU-----100%

LHCG CVIII, LLC
 82-1666299
 (LA) BU-----100%

LHCG CXXIV, LLC
 82-2261569
 (TX) BU-----100%

LHCG CXXX, LLC
 82-2276690
 (TX) BU-----100%

Marshall HomeCare, LLC
 02-0732705
 (TX) BU-----100%

Texas Health Care Group of Texarkana, LLC
 41-2076211
 (TX) BU-----100%

LHCG CCXXXII, LLC
 82-2244399
 (TX) BU-----100%

40.7

SCHEDULE Y – INFORMATION CONCERNING ACTIVITIES OF INSURER MEMBERS OF A HOLDING COMPANY GROUP
PART 1 – ORGANIZATIONAL CHART


UnitedHealth Group Incorporated
 (DE) 41-1321939

Continued from Previous Page

Continued on Next Page

LHC Group, Inc.
 71-0918189
 (DE) BU 42060 100%

Louisiana Health Care Group, LLC
 71-0917926
 (LA) BU -----100%



40.8

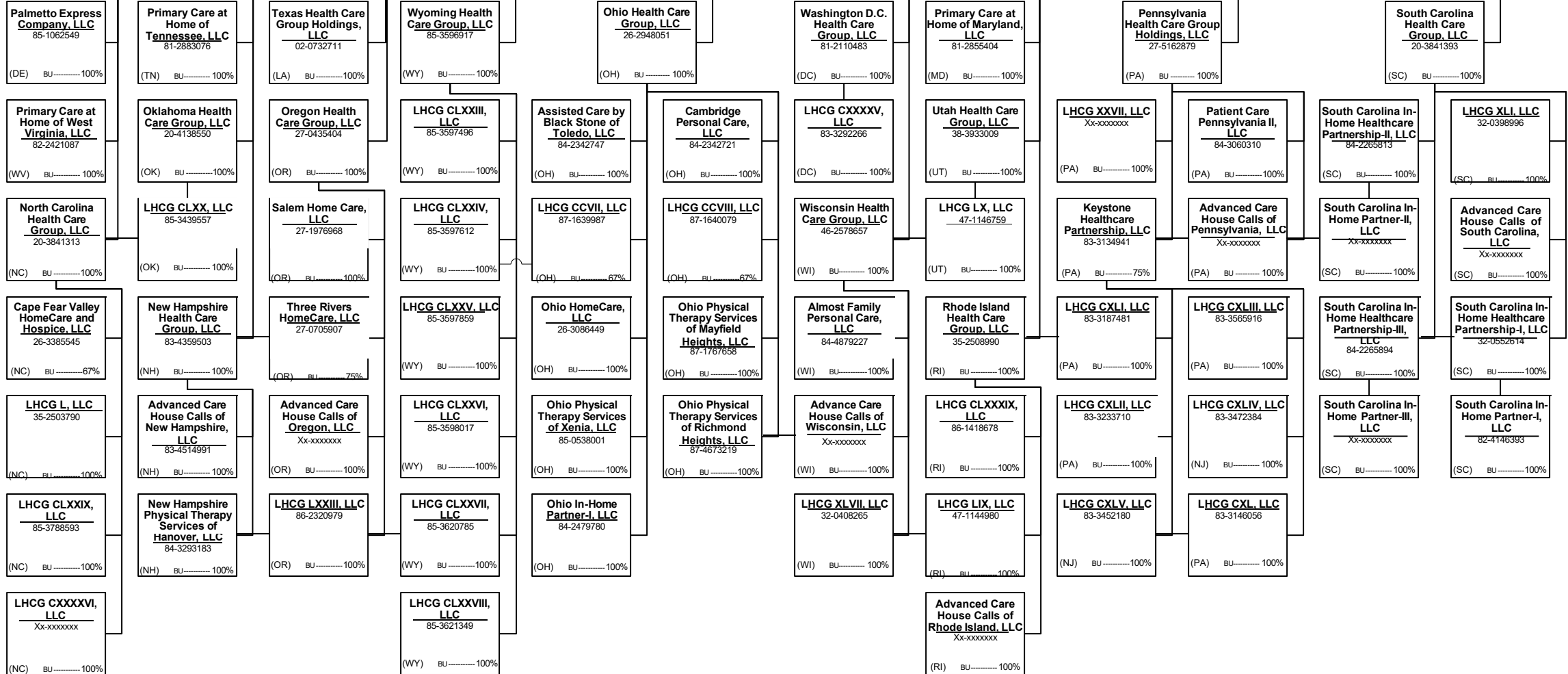
SCHEDULE Y – INFORMATION CONCERNING ACTIVITIES OF INSURER MEMBERS OF A HOLDING COMPANY GROUP
PART 1 – ORGANIZATIONAL CHART

UnitedHealth Group Incorporated
 (DE) 41-1321939

Continued from Previous Page

Continued on Next Page

LHC Group, Inc.
 71-0918189
 (DE) BU 42060 100%



40.9

SCHEDULE Y – INFORMATION CONCERNING ACTIVITIES OF INSURER MEMBERS OF A HOLDING COMPANY GROUP
PART 1 – ORGANIZATIONAL CHART

UnitedHealth Group Incorporated
 (DE) 41-1321939

Continued from Previous Page

Continued on Next Page

LHC Group, Inc.
 71-0918189
 (DE) BU 42060 100%

Texas Health Care Group, LLC
 62-1850044
 (TX) BU 100%

Virginia Health Care Group, LLC
 06-1762010
 (VA) BU 100%

Washington Health Care Group, LLC
 26-3811771
 (WA) BU 100%

West Virginia Health Care Group, LLC
 87-0748651
 (WV) BU 100%

Idaho Health Care Group, LLC
 27-2498964
 (ID) BU 100%

Massachusetts Health Care Group, LLC
 38-3932998
 (MA) BU 100%

LHC CXIII, LLC
 86-2900948
 (TX) BU 100%

Red River HomeCare, LLC
 81-0627339
 (TX) BU 100%

LHCG CCI, LLC
 87-1012762
 (VA) BU 100%

Virginia HomeCare, LLC
 06-1762015
 (VA) BU 100%

Assured Capital Partners, Inc.
 88-0369557
 (NV) BU 100%

Washington HomeCare and Hospice of Central Basin, LLC
 26-4568497
 (WA) BU 100%

Preston Memorial HomeCare, LLC
 27-1446056
 (WV) BU 100%

LHCG LXXXVII, LLC
 37-1847660
 (WV) BU 90%

Grant Memorial HomeCare and Hospice, LLC
 26-2578433
 (WV) BU 67%

Boone Memorial HomeCare, LLC
 20-8826558
 (WV) BU 100%

LHCG XVII, LLC
 27-2544802
 (ID) BU 100%

Advanced Care House Calls of Massachusetts, LLC
 83-2914026
 (MA) BU 100%

LHC CXIV, LLC
 86-2947633
 (TX) BU 100%

Texas Health Care Group of The Golden Triangle, LLC
 27-0075424
 (TX) BU 81.25%

LHCG CCIV, LLC
 87-2102125
 (VA) BU 100%

Advanced Care House Calls of Virginia, LLC
 Xx-xxxxxx
 (VA) BU 100%

Northwest Healthcare Alliance, Inc.
 91-1738970
 (WA) BU 100%

Advanced Care House Calls of Washington, LLC
 Xx-xxxxxx
 (WA) BU 100%

St. Mary's Medical Center Home Health Services, LLC
 26-0730248
 (WV) BU 67%

LHCG LXXXIX, LLC
 81-5300843
 (WV) BU 100%

Housecalls Home Health and Hospice, LLC
 37-1533130
 (WV) BU 100%

Home Care Plus, Inc.
 56-0668235
 (WV) BU 100%

LHCG XXI, LLC
 27-3529180
 (ID) BU 100%

LHCG CXII, LLC
 86-2320979
 (MA) BU 100%

Rivercrest Home Health Care, Inc.
 46-0504059
 (TX) BU 100%

LHCG CLIX, LLC
 Xx-xxxxxx
 (TX) BU 100%

LHCG CXIX, LLC
 87-0821919
 (VA) BU 100%

LHCG LXXX, LLC
 Xx-xxxxxx
 (VA) BU 100%

LHCG LXIII, LLC
 61-1739528
 (WA) BU 100%

LHCG CLXXXV, LLC
 85-3845250
 (WA) BU 100%

Wetzel County HomeCare, LLC
 26-0274385
 (WV) BU 100%

LHCG XCI, LLC
 81-5322329
 (OH) BU 100%

West Virginia HomeCare, LLC
 26-3043290
 (WV) BU 83.3%

LHCG LII, LLC
 46-4704340
 (WV) BU 100%

Advanced Care House Calls of Idaho, LLC
 Xx-xxxxxx
 (ID) BU 100%

Massachusetts Physical Therapy Services of Framingham, LLC
 88-2854292
 (MA) BU 100%

Texas Physical Therapy Services of Burleson, LLC
 88-2072971
 (TX) BU 100%

Home Care Connections, Inc.
 33-1025322
 (TX) BU 100%

LHCG CXCVIII, LLC
 87-0821493
 (VA) BU 100%

LHCG CXCVIII, LLC
 87-0821493
 (VA) BU 100%

Northwest Washington Home Health, Inc.
 27-0555075
 (WA) BU 100%

LHCG CLXXXVI, LLC
 85-3864696
 (WA) BU 100%

LHC HomeCare of West Virginia LLC
 26-3042468
 (WV) BU 100%

LHCG XC, LLC
 81-5306967
 (WV) BU 100%

West Virginia Physical Therapy Services of Charleston, LLC
 83-3393205
 (WV) BU 100%

Princeton Community HomeCare, LLC
 83-0474005
 (WV) BU 67%

Idaho In-Home Partner-I, LLC
 84-2311184
 (ID) BU 100%

Massachusetts Physical Therapy Services of Quincy Bay, LLC
 88-2058110
 (MA) BU 100%

Texas Physical Therapy Services of Baytown, LLC
 86-3380429
 (TX) BU 100%

LHCG CCXXXIV, LLC
 92-3832140
 (TX) BU 100%

LHCG XXXIII, LLC
 45-4894023
 (TX) BU 70%

LHCG CXCVII, LLC
 87-0821493
 (VA) BU 100%

Northwest Washington Home Health, Inc.
 27-0555075
 (WA) BU 100%

LHCG CLXXXVI, LLC
 85-3864696
 (WA) BU 100%

Jackson County Home Health, LLC
 26-3042590
 (WV) BU 100%

LHCG XCII, LLC
 81-5344998
 (OH) BU 100%

West Virginia Physical Therapy Services of Charleston, LLC
 83-3393205
 (WV) BU 100%

Roane HomeCare, LLC
 41-2219637
 (WV) BU 100%

Kambros, LLC
 84-4763920
 (ID) BU 100%

LHCG LVIII, LLC
 47-1271229
 (MA) BU 100%

Advanced Care House Calls of Texas, LLC
 Xx-xxxxxx
 (TX) BU 100%

LHCG CCXXXV, LLC
 92-3828235
 (TX) BU 100%

LHCG CXXXVII, LLC
 38-4052246
 (TX) BU 100%

LHCG CXCVII, LLC
 87-0821493
 (VA) BU 100%

Northwest Washington Home Health, Inc.
 27-0555075
 (WA) BU 100%

LHCG CLXXXVI, LLC
 85-3864696
 (WA) BU 100%

Mountaineer HomeCare, LLC
 26-3042733
 (WV) BU 100%

LHCG XCII, LLC
 81-5344998
 (OH) BU 100%

West Virginia Physical Therapy Services of Charleston, LLC
 83-3393205
 (WV) BU 100%

Roane HomeCare, LLC
 41-2219637
 (WV) BU 100%

HNH Birdie One, LLC
 85-2016675
 (ID) BU 100%

Heart 'n Home Hospice and Palliative Care, LLC
 52-2440817
 (ID) BU 100%

40.10

SCHEDULE Y – INFORMATION CONCERNING ACTIVITIES OF INSURER MEMBERS OF A HOLDING COMPANY GROUP
PART 1 – ORGANIZATIONAL CHART

UnitedHealth Group Incorporated
 (DE) 41-1321939

Continued from Previous Page

Continued on Next Page

LHC Group, Inc.
 71-0918189
 (DE) BU 42060 100%

Tennessee Health Care Group, LLC
 20-3427231
 (TN) BU 100%

LHC HomeCare of Tennessee, LLC
 26-2678253
 (TN) BU 100%

LHCG LXII, LLC
 32-0442009
 (TN) BU 100%

LHCG LXXXVIII, LLC
 30-0965267
 (TN) BU 67%

Tennessee Physical Therapy Services of Kingsport, LLC
 83-2129924
 (TN) BU 100%

Advanced Care House Calls of Tennessee, LLC
 Xx-xxxxxxx
 (TN) BU 100%

Tennessee Physical Therapy Services of Knoxville, LLC
 83-2743288
 (TN) BU 100%

Innovative Senior Care Home Health of Rhode Island, LLC
 45-2502463
 (DE) BU 100%

Health at Home Holdings, LLC
 87-0934507
 (DE) BU 100%

Elk Valley Professional Affiliates, Inc.
 62-1193858
 (TN) BU 100%

Lifeline Home Health Care of Springfield, LLC
 20-8826801
 (TN) BU 100%

Arkansas Home Health Providers-IV, LLC
 47-1754828
 (AR) BU 100%

LHCG C, LLC
 82-1229536
 (MS) BU 100%

Tennessee Physical Therapy Services of Mt. Juliet, LLC
 86-2321464
 (TN) BU 100%

Tennessee Physical Therapy Services of Memphis, LLC
 87-2087086
 (TN) BU 100%

West Tennessee HomeCare, LLC
 26-2947894
 (TN) BU 67%

Health at Home Holdings - Charlotte, LLC
 87-1136405
 (DE) BU 100%

Health at Home Holdings - Alabama, LLC
 87-1045915
 (DE) BU 100%

Health at Home Holdings - Albuquerque, LLC
 87-1045845
 (DE) BU 100%

Health at Home Holdings - Arizona, LLC
 87-1284003
 (DE) BU 100%

Health at Home Holdings - Boston, LLC
 87-1166127
 (DE) BU 100%

Cedar Creek Home Health Care Agency, LLC
 62-1358032
 (TN) BU 100%

LHCG CXXXIV, LLC
 35-2605467
 (TN) BU 75%

LHCG CLXII, LLC
 85-2210023
 (TN) BU 100%

LHCG XCIII, LLC
 81-5266120
 (TN) BU 100%

University of TN Medical Center HomeCare Services, LLC
 20-8912707
 (TN) BU 67%

Woods Home Health, LLC
 27-1260681
 (TN) BU 100%

Lifeline Home Health Care of Union City, LLC
 06-1793261
 (TN) BU 100%

Innovative Senior Care Home Health of Charlotte, LLC
 27-4318872
 (DE) BU 100%

Innovative Senior Care Home Health of Alabama, LLC
 30-0781533
 (DE) BU 100%

Innovative Senior Care Home Health of Albuquerque, LLC
 27-2065054
 (DE) BU 100%

Nurse on Call of Arizona, LLC
 38-3904633
 (DE) BU 100%

Innovative Senior Care Home Health of Boston, LLC
 26-3445981
 (DE) BU 100%

Elk Valley Health Services, LLC
 62-1204869
 (TN) BU 100%

LHCG CXXXV, LLC
 38-4049207
 (TN) BU 100%

LHCG XCV, LLC
 81-5274714
 (TN) BU 100%

LHCG XCIX, LLC
 81-5377954
 (MS) BU 100%

LHCG CXXXII, LLC
 37-1866838
 (TN) BU 100%

HMC Home Health, LLC
 27-1362827
 (TN) BU 75%

Lifeline of West Tennessee, LLC
 26-0609961
 (TN) BU 100%

Health at Home Holdings - Detroit, LLC
 87-1107918
 (DE) BU 100%

Health at Home Holdings - Durham, LLC
 87-1166046
 (DE) BU 100%

Health at Home Holdings - Edmond, LLC
 87-1136266
 (DE) BU 100%

Health at Home Holdings - High Point, LLC
 87-1165951
 (DE) BU 100%

Gericare, LLC
 62-1160679
 (TN) BU 100%

LHCG CXXXVI, LLC
 38-4049205
 (TN) BU 100%

LHCG XCVI, LLC
 81-5297025
 (TN) BU 100%

LHCG XCVI, LLC
 81-5306890
 (TN) BU 100%

LHCG CXXXIII, LLC
 32-0540219
 (TN) BU 100%

Innovative Senior Care Home Health of Hartford, LLC
 45-2502527
 (DE) BU 100%

Medical Center Home Health, LLC
 26-2947990
 (TN) BU 100%

Innovative Senior Care Home Health of Detroit, LLC
 26-2611755
 (DE) BU 100%

Innovative Senior Care Home Health of Durham, LLC
 27-2620181
 (DE) BU 100%

Innovative Senior Care Home Health of Edmond, LLC
 27-2619513
 (DE) BU 100%

Innovative Senior Care Home Health of High Point, LLC
 45-2952600
 (DE) BU 100%

Elk Valley Home Health Care Agency, LLC
 62-1193854
 (TN) BU 100%

LHCG CXI, LLC
 86-1394064
 (TN) BU 100%

LHCG XCVII, LLC
 81-5322529
 (TN) BU 100%

LHCG XCVIII, LLC
 81-5345526
 (MS) BU 100%

Morristown-Hamblen HomeCare and Hospice, LLC
 26-2792774
 (TN) BU 100%

LHCG CXXIV, LLC
 87-3076026
 (RI) BU 100%

LHCG CXXX, LLC
 92-0578697
 (TN) BU 100%

40.11

SCHEDULE Y – INFORMATION CONCERNING ACTIVITIES OF INSURER MEMBERS OF A HOLDING COMPANY GROUP
PART 1 – ORGANIZATIONAL CHART

UnitedHealth Group Incorporated
 (DE) 41-1321939

Continued from Previous Page

Continued on Next Page

Continued from Previous Page

40.12

LHC Group, Inc.
 71-0918189
 (DE) BU 42060 100%

Tennessee Health Care Group, LLC
 20-3427231
 (TN) BU 100%

Montana Health Care Group, LLC
 85-3923523
 (MT) BU 100%

New Mexico Health Care Group, LLC
 Xx-xxxxxx
 (NM) BU 100%

Missouri Health Care Group, LLC
 61-1495255
 (MO) BU 100%

New Jersey Health Care Group, LLC
 87-3033261
 (NJ) BU 100%

Nevada Health Care Group, LLC
 35-2465420
 (NV) BU 100%

Health at Home Holdings, LLC
 87-0934507
 (TN) BU 100%

LHCG CLXXXII, LLC
 85-3844617
 (MT) BU 100%

LHCG CLXXXIII, LLC
 85-3844754
 (MT) BU 100%

LHCG CLXXXVII, LLC
 85-3923619
 (MT) BU 100%

Advanced Care House Calls of New Mexico, LLC
 Xx-xxxxxx
 (NM) BU 100%

Access Hospice, LLC
 27-1366872
 (MO) BU 100%

Missouri Physical Therapy Services of Creve Coeur, LLC
 88-3684122
 (MO) BU 100%

LHCG CCIX, LLC
 88-3276389
 (NJ) BU 100%

LHCG CLII, LLC
 84-3325549
 (NV) BU 100%

Health at Home Hospice - Indianapolis, LLC
 87-0862398
 (DE) BU 100%

Health at Home Hospice - Columbus, LLC
 87-0999298
 (DE) BU 100%

Health at Home Hospice - Sacramento, LLC
 86-4005194
 (DE) BU 100%

Brookdale Hospice of Philadelphia, LLC
 46-2849765
 (DE) BU 100%

Health at Home Hospice - Chicago, LLC
 87-0835646
 (DE) BU 100%

Health at Home Hospice - Cleveland, LLC
 87-0999405
 (DE) BU 100%

Health at Home Therapy - New Jersey, LLC
 87-0934773
 (DE) BU 100%

New Mexico Physical Therapy Services of Albuquerque, LLC
 88-2854505
 (NM) BU 100%

LHCG LXV, LLC
 47-2557600
 (MO) BU 70%

LHCG CXXXIII, LLC
 83-0681232
 (MO) BU 80%

LHCG CCXV, LLC
 87-4106973
 (NJ) BU 100%

LHCG XXXIX, LLC
 37-1711510
 (NV) BU 100%

Health at Home Holdings - Portland, LLC
 87-1108061
 (DE) BU 100%

Health at Home Holdings - Seattle Metro, LLC
 87-1043804
 (DE) BU 100%

Health at Home Holdings - Sonoma, LLC
 87-0915049
 (DE) BU 100%

Health at Home Holdings - St. Louis, LLC
 87-0915245
 (DE) BU 100%

Health at Home Hospice - Dayton, LLC
 87-0967261
 (DE) BU 100%

Health at Home Hospice - Detroit, LLC
 80-2691389
 (DE) BU 100%

Health at Home Holdings - Ohio, LLC
 87-1189068
 (DE) BU 100%

LHCG LXIX, LLC
 47-5422639
 (MO) BU 90%

LHCG CXLVIII, LLC
 83-4482875
 (MO) BU 80%

LHCG CCXVII, LLC
 88-2549028
 (NJ) BU 100%

LHCG CXXXIX, LLC
 82-5174891
 (NV) BU 75%

Innovative Senior Care Home Health of Portland, LLC
 26-2863172
 (DE) BU 100%

Health at Home - Seattle Metro, LLC
 87-0862570
 (DE) BU 100%

Health at Home - Sonoma, LLC
 86-4004991
 (DE) BU 100%

Innovative Senior Care Home Health of St. Louis, LLC
 26-3445898
 (DE) BU 100%

Health at Home Hospice - Minnesota, LLC
 87-0835290
 (DE) BU 100%

Health at Home Hospice - Phoenix, LLC
 87-0862211
 (DE) BU 100%

Innovative Senior Care Home Health of Ohio, LLC
 26-1736377
 (DE) BU 100%

LHCG XXV, LLC
 27-4604406
 (MO) BU 100%

LHCG CXCI, LLC
 86-2876981
 (MO) BU 100%

LHCG CCXI, LLC
 87-3086258
 (NJ) BU 75%

LHCG CXXXVIII, LLC
 82-4394415
 (NV) BU 100%

Health at Home Holdings - Indianapolis, LLC
 87-1081217
 (DE) BU 100%

Health at Home Holdings - Philadelphia, LLC
 87-1108256
 (DE) BU 100%

Health at Home Holdings - Chicago, LLC
 87-1095513
 (DE) BU 100%

Health at Home Hospice - Portland, LLC
 87-0835486
 (DE) BU 100%

ISCHH of Minneapolis Holdings, LLC
 87-0915370
 (DE) BU 100%

Health at Home Therapy - Atlanta, LLC
 87-1080305
 (DE) BU 100%

Health at Home Holdings - Tulsa, LLC
 87-1136169
 (DE) BU 100%

Southwest Missouri HomeCare, LLC
 26-1496237
 (MO) BU 100%

LHCG CXLVI, LLC
 83-4387481
 (MO) BU 100%

LHCG CCXII, LLC
 Xx-xxxxxx
 (NJ) BU 100%

LHCG CXXXIV, LLC
 38-4085343
 (NV) BU 100%

Innovative Senior Care Home Health of Indianapolis, LLC
 26-3285980
 (DE) BU 100%

Innovative Senior Care Home Health of Philadelphia, LLC
 27-2399264
 (DE) BU 100%

Innovative Senior Care Home Health of Chicago, LLC
 27-0329830
 (DE) BU 100%

Health at Home Therapy - Greenville, LLC
 87-0999492
 (DE) BU 100%

Innovative Senior Care Home Health of Minneapolis, LLC
 26-3445808
 (DE) BU 100%

Health at Home Therapy - Knoxville, LLC
 87-0967144
 (DE) BU 100%

Innovative Senior Care Home Health of Tulsa, LLC
 27-4586855
 (DE) BU 100%

LHCG CXLVII, LLC
 83-4414219
 (MO) BU 100%

LHCG CCXVIII, LLC
 88-4310496
 (NJ) BU 100%

SCHEDULE Y – INFORMATION CONCERNING ACTIVITIES OF INSURER MEMBERS OF A HOLDING COMPANY GROUP
PART 1 – ORGANIZATIONAL CHART

UnitedHealth Group Incorporated
 (DE) 41-1321939

Continued from Previous Page

Continued on Next Page

LHC Group, Inc.
 71-0918189
 (DE) BU 42060 100%

Almost Family, Inc.
 06-1153720
 (DE) BU 100%

AFAM Acquisition, LLC
 26-2866404
 (KY) BU 100%

Adult Day Care of America, Inc.
 06-1207175
 (DE) BU 100%

Imperium Health Management, LLC
 45-2788800
 (KY) BU 100%

Ingenios Health Holdings, Inc.
 46-0896098
 (DE) BU 100%

National Health Industries, Inc.
 61-0997496
 (KY) BU 90%

Patient Care, Inc.
 22-2088938
 (DE) BU 100%

AFAM Sub I, LLC
 83-3778263
 (DE) BU 100%

ACO Clinical Partners, LLC
 47-4049515
 (KY) BU 100%

Advanced Clinical Partners, LLC
 86-3179032
 (KY) BU 100%

Apex Clinical Partners, LLC
 86-3255577
 (KY) BU 100%

Ingenios Health Co
 22-3980674
 (DE) BU 90%

AF-CH-HH, LLC
 26-3287805
 (DE) BU 80%

Patient Care Medical Services, Inc.
 22-2170708
 (NJ) BU 10%

Priority Care, Inc.
 06-1482496
 (CT) BU 100%

Bluegrass Accountable Care, LLC
 47-4035861
 (KY) BU 100%

Colorado Clinical Partners, LLC
 47-4049624
 (CO) BU 100%

Commonwealth Clinical Partners, LLC
 46-5768603
 (KY) BU 100%

Clarksville Home Care Services LLC
 80-0278168
 (DE) BU 100%

Cleveland Home Care Services LLC
 26-3388524
 (DE) BU 100%

Kirksville Home Care Services, LLC
 30-0961579
 (MO) BU 100%

Knoxville Home Care Services LLC
 38-3940574
 (DE) BU 100%

Gadsden Home Care Services LLC
 26-3375349
 (DE) BU 100%

Ponca City Home Care Services LLC
 20-4345976
 (OK) BU 100%

Scranton Quincy Home Care Services LLC
 38-3857848
 (DE) BU 100%

Patient Care Pennsylvania, Inc.
 37-1459396
 (DE) BU 100%

Patient Care Connecticut, LLC
 27-0726569
 (CT) BU 100%

Imperium Clinical Partners, LLC
 86-3256691
 (KY) BU 100%

Imperium Clinical Partners II, LLC
 86-3297432
 (KY) BU 100%

Imperium Clinical Partners III, LLC
 86-3297600
 (KY) BU 100%

Hattiesburg Home Care Services LLC
 26-3376723
 (DE) BU 100%

Key West HHA, LLC
 37-1862951
 (FL) BU 100%

North Okaloosa Home Health LLC
 20-1574246
 (FL) BU 100%

SWF Home Care Services, LLC
 82-3283507
 (FL) BU 100%

La Porte Home Care Services, LLC
 81-0704452
 (DE) BU 100%

Valparaiso Home Care Services LLC
 61-1761960
 (DE) BU 100%

Venice Home Care Services LLC
 32-0449695
 (DE) BU 100%

Patient Care New Jersey, Inc.
 20-1574433
 (DE) BU 100%

Patient Care HHA, LLC
 61-1792273
 (CT) BU 100%

Integrity Clinical Partners, LLC
 47-4074288
 (MN) BU 100%

Kentuckiana Clinical Partners, LLC
 47-4074341
 (KY) BU 100%

Kentucky Accountable Care, LLC
 47-4035777
 (KY) BU 100%

Louisa Home Care Holdings, LLC
 81-3825304
 (DE) BU 100%

Mooresville Home Care Services, LLC
 36-4794488
 (DE) BU 100%

Tucson Home Care Services, LLC
 30-0838429
 (DE) BU 100%

Deming Home Care Services, LLC
 26-3376957
 (DE) BU 100%

Victoria Texas Home Care Services, LLC
 26-3404003
 (DE) BU 100%

Birmingham Home Care Services, LLC
 32-0408624
 (DE) BU 100%

Western Arizona Regional Home Health and Hospice, LLC
 20-2014700
 (AZ) BU 100%

Patient Care of Hudson County, LLC
 47-5126154
 (NJ) BU 100%

Kentucky Clinical Partners, LLC
 47-4005600
 (KY) BU 100%

Physicians Accountable Care, LLC
 47-4024935
 (KY) BU 100%

Physicians Accountable Care of Kentucky, LLC
 47-4035828
 (KY) BU 100%

SJ Home Care LLC
 26-2817959
 (DE) BU 100%

Springdale Home Care Services, LLC
 26-3389049
 (DE) BU 100%

Shelbyville Home Care Services, LLC
 26-3388550
 (DE) BU 100%

Jackson Home Care Services, LLC
 26-3375646
 (DE) BU 100%

Wilkes-Barre Home Care Services, LLC
 26-3594822
 (DE) BU 100%

Key West PD, LLC
 32-0536495
 (FL) BU 100%

SCHEDULE Y – INFORMATION CONCERNING ACTIVITIES OF INSURER MEMBERS OF A HOLDING COMPANY GROUP
PART 1 – ORGANIZATIONAL CHART

UnitedHealth Group Incorporated
 (DE) 41-1321939

Continued from Previous Page

Continued on Next Page

LHC Group, Inc.
 71-0918189
 (DE) BU 42060 100%

Almost Family, Inc.
 06-1153720
 (DE) BU 100%

National Health Industries, Inc.
 61-0997496
 (KY) BU 90%

AFAM Holding Co II, LLC (4)
 85-3047540
 (DE) BU 80%

BRACOR, Inc.
 16-1270177
 (NY) BU 100%

AFAM Holding Co, LLC (4)
 83-3778238
 (DE) BU 80%

Emporia Home Care Services, LLC
 26-3388740
 (DE) BU 100%

Patient's Choice Homecare, LLC
 55-0832250
 (CT) BU 100%

Connecticut Home Health Care, Incorporated
 06-1254084
 (CT) BU 100%

Fulton Home Care Services LLC
 26-3385091
 (DE) BU 99%

Blue Island Home Care Services LLC
 38-3859193
 (DE) BU 99%

Brevard HMA Home Health LLC
 27-3142339
 (FL) BU 100%

Brevard HMA Hospice LLC
 27-3142339
 (FL) BU 100%

Centre Home Care LLC
 20-4408565
 (AL) BU 100%

Crossroads Home Care Services, LLC
 26-3376835
 (DE) BU 99%

Tomball Texas Home Care Services, LLC
 45-2856177
 (DE) BU 99%

Youngstown Home Care Services LLC
 27-5284765
 (DE) BU 100%

Franklin Home Care Services, LLC
 26-3388787
 (DE) BU 100%

Western Region Health Corporation
 16-1365147
 (NY) BU 100%

Willcare, Inc.
 16-1202250
 (NY) BU 100%

Weatherford Home Care Services, LLC
 26-3375892
 (DE) BU 100%

Florence Home Care Services, LLC
 26-3376655
 (DE) BU 100%

Fort Payne Home Care LLC
 20-4408510
 (AL) BU 100%

Fort Smith HMA Home Health, LLC
 27-1014059
 (AR) BU 100%

Galesburg Home Care LLC
 20-4828017
 (DE) BU 99%

Granite City Home Care Services LLC
 26-3376889
 (DE) BU 99%

Waukegan Hospice LLC
 20-4885028
 (DE) BU 99%

York Home Care Services LLC
 30-0708462
 (DE) BU 100%

Lakeland Home Care Services LLC
 27-3073250
 (DE) BU 100%

Litson Certified Care, Inc.
 13-3792263
 (NY) BU 100%

Litson Health Care, Inc.
 14-1630316
 (NY) BU 100%

Mayes County HMA Home Health LLC
 45-4406785
 (OK) BU 100%

Helena Home Care Services LLC
 26-3384769
 (DE) BU 100%

Jourdanton Home Care Services, LLC
 26-3388719
 (DE) BU 100%

Lancaster Home Care Services, LLC
 26-3376587
 (DE) BU 100%

Louisa Home Care Services LLC
 26-3385143
 (DE) BU 100%

Northampton Home Care LLC
 26-1266166
 (DE) BU 100%

West Grove Home Care, LLC
 26-1266308
 (DE) BU 100%

Petersburg Home Care Services, LLC
 26-3388826
 (DE) BU 100%

Wichita Falls Texas Home Care, LLC
 20-5280925
 (TX) BU 100%

Oklahoma City Home Care Services LLC
 26-3388890
 (DE) BU 100%

Pottstown Home Care Services, LLC
 26-3385581
 (DE) BU 100%

Red Bud Home Care Services, LLC
 26-3385035
 (DE) BU 99%

Sharon Home Care Services LLC
 37-1745728
 (DE) BU 100%

Spokane Home Care Services LLC
 27-3788721
 (DE) BU 100%

SCHEDULE Y – INFORMATION CONCERNING ACTIVITIES OF INSURER MEMBERS OF A HOLDING COMPANY GROUP
PART 1 – ORGANIZATIONAL CHART

UnitedHealth Group Incorporated
 (DE) 41-1321939

Continued from Previous Page

Continued on Next Page

LHC Group, Inc.
 71-0918189
 (DE) BU 42060 100%

Almost Family, Inc.
 06-1153720
 (DE) BU 100%

National Health Industries, Inc.
 61-0997496
 (KY) BU 90%

AFAM Holding Co IV, LLC (4)
 92-2908587
 (OK) BU 80%

AFAM Holding Co III, LLC (4)
 86-3137505
 (DE) BU 80%

Almost Family PC of SW Florida, LLC
 26-1261522
 (FL) BU 100%

Caretenders Visiting Services of District 6, LLC
 30-0425709
 (KY) BU 100%

Caretenders Visiting Services of Orlando, LLC
 30-0425717
 (KY) BU 100%

Almost Family PC of Kentucky, LLC
 26-1259925
 (KY) BU 100%

Caretenders VS of Ohio, LLC
 26-3706241
 (OH) BU 100%

Caretenders VNA of Ohio, LLC
 27-3756374
 (OH) BU 100%

Caretenders VS of Western KY, LLC
 26-1264504
 (KY) BU 100%

Mederi Caretenders VS of Broward, LLC
 26-1264504
 (FL) BU 100%

NP Services of KY, LLC
 82-2998879
 (KY) BU 100%

Long Term Solutions, Inc.
 04-3485196
 (MA) BU 100%

Clinton Home Health & Hospice LLC
 45-4406745
 (OK) BU 100%

AFAM Holding Co V, LLC (4)
 93-2670946
 (DE) BU 80%

Almost Family PC of West Palm, LLC
 26-1263982
 (FL) BU 100%

Caretenders Visiting Services of District 7, LLC
 30-0425714
 (KY) BU 100%

Caretenders Visiting Services of Pinellas County, LLC
 20-5826531
 (FL) BU 100%

Caretenders of Jacksonville, LLC
 20-5890994
 (FL) BU 100%

IN Homecare Network North, LLC
 46-3020499
 (IN) BU 100%

Caretenders VS of Boston, LLC
 26-1258759
 (MA) BU 100%

HHA of Wisconsin, LLC
 37-1826396
 (WI) BU 100%

Mederi Caretenders VS of SE FL, LLC
 26-1264234
 (FL) BU 100%

NP Services of NC, LLC
 82-3026260
 (NC) BU 100%

LTS At Home, LLC
 85-1275334
 (DE) BU 100%

Woodward Home Care Services LLC
 26-3375945
 (DE) BU 100%

El Dorado Home Care Services, LLC
 26-4626302
 (DE) BU 100%

BHC Services, Inc.
 06-1137222
 (NY) BU 80%

Caretenders Visiting Services of Gainesville, LLC
 30-0425715
 (FL) BU 100%

Caretenders Visiting Services of Southern Illinois, LLC
 20-5826553
 (IL) BU 100%

Caretenders Visiting Services of St. Augustine, LLC
 20-2910357
 (FL) BU 100%

NP Services of IN, LLC
 82-3009527
 (IN) BU 100%

Caretenders VS of Central KY, LLC
 26-1259391
 (KY) BU 100%

Home Health of Jefferson Co, LLC
 38-4003190
 (KY) BU 60%

Mederi Caretenders VS of SW FL, LLC
 26-1264384
 (FL) BU 100%

NP Services of OH, LLC
 82-4255048
 (OH) BU 100%

Cambridge Home Health Care Holdings, Inc.
 20-0591577
 (DE) BU 100%

Berwick Home Care Services LLC
 26-3376776
 (DE) BU 100%

Caretenders of Cleveland, Inc.
 61-1306845
 (KY) BU 100%

Caretenders Visiting Services of Hernando County, LLC
 20-5826497
 (FL) BU 100%

Almost Family PC of Ft. Lauderdale, LLC
 26-1260724
 (FL) BU 100%

Caretenders Visiting Services of St. Louis, LLC
 20-5826598
 (MO) BU 100%

Caretenders VS of SE Ohio, LLC
 45-1139239
 (OH) BU 100%

Caretenders VS of Lincoln Trail, LLC
 26-3632764
 (KY) BU 100%

Illinois Home Care Holdings, LLC
 32-0505528
 (DE) BU 80%

Mederi Caretenders VS of Tampa, LLC
 26-1248096
 (FL) BU 100%

Princeton Home Health, LLC
 20-5081107
 (AL) BU 100%

Cambridge Home Health Care, Inc.
 34-1772291
 (OH) BU 100%

Almost Family ACO Services of Kentucky, LLC
 61-1166649
 (KY) BU 100%

Caretenders of Columbus, Inc.
 61-1302995
 (KY) BU 100%

Caretenders Visiting Services of Kentuckiana, LLC
 20-3021812
 (KY) BU 100%

Almost Family ACO Services of South Florida, LLC
 46-5765971
 (FL) BU 100%

Caretenders Visiting Services Employment Company, Inc.
 61-1326749
 (KY) BU 100%

Caretenders Visiting Services of Ocala, LLC
 20-4522444
 (FL) BU 100%

Caretenders VS of Louisville, LLC
 26-1264112
 (KY) BU 100%

IN HomeCare Network Central, LLC
 46-3029953
 (IN) BU 100%

Mederi Private Care, LLC
 83-4371904
 (FL) BU 100%

Midwest Hospice, LLC
 Xx-xxxxxxx
 (AR) BU 100%

Cambridge Home Health Care, Inc./ Private
 34-1772292
 (OH) BU 100%

40.15

SCHEDULE Y – INFORMATION CONCERNING ACTIVITIES OF INSURER MEMBERS OF A HOLDING COMPANY GROUP
PART 1 – ORGANIZATIONAL CHART

UnitedHealth Group Incorporated
 (DE) 41-1321939

Continued from Previous Page

Continued on Next Page

LHC Group, Inc.
 71-0918189
 (DE) BU 42060 100%

Almost Family, Inc.
 06-1153720
 (DE) BU 100%

National Health Industries, Inc.
 61-0997496
 (KY) BU 90%

Black Stone Operations, LLC
 90-1028083
 (OH) BU 100%

OMNI Home Health Holdings, Inc.
 45-2638400
 (DE) BU 100%

Black Stone of Northeast Ohio, LLC
 47-2166181
 (OH) BU 100%

Blackstone Group, LLC
 20-1902460
 (OH) BU 100%

Black Stone of Cincinnati, LLC
 27-4109221
 (OH) BU 100%

Blackstone Health Care, LLC
 31-1462432
 (OH) BU 100%

Black Stone of Dayton, LLC
 27-4109305
 (OH) BU 100%

OMNI Home Health Services, LLC
 26-2010556
 (DE) BU 100%

Black Stone of Northwest Ohio, LLC
 90-1020734
 (OH) BU 100%

Black Stone of Central Ohio, LLC
 27-1746397
 (OH) BU 100%

Assisted Care by Black Stone of Cincinnati, LLC
 27-4109484
 (OH) BU 100%

Home Health Care by Black Stone of Cincinnati, LLC
 27-4109403
 (OH) BU 100%

Advanced Geriatric Education & Consulting, LLC
 26-1666243
 (OH) BU 100%

Assisted Care by Black Stone of Dayton, LLC
 27-4109638
 (OH) BU 100%

OMNI Home Health- District 4, LLC
 20-1657488
 (FL) BU 100%

Home Health Agency- Central Pennsylvania, LLC
 20-1497787
 (FL) BU 100%

Home Health Agency- Collier, LLC
 20-0832146
 (FL) BU 100%

Home Health Agency- Hillsborough, LLC
 59-3757325
 (FL) BU 100%

OMNI Home Health- Jacksonville, LLC
 59-3754764
 (FL) BU 100%

Assisted Care by Black Stone of Northwest Ohio, LLC
 47-3253280
 (OH) BU 100%

Assisted Care by Black Stone of Central Ohio, LLC
 27-1755138
 (OH) BU 100%

Care Advisors by Black Stone, LLC
 27-0564326
 (OH) BU 100%

MJ Nursing at Black Stone, LLC
 26-3831640
 (OH) BU 100%

S&B Health Care, LLC
 31-1487353
 (OH) BU 100%

Home Health Care by Black Stone of Dayton, LLC
 27-4109553
 (OH) BU 100%

Home Health Agency- Pennsylvania, LLC
 59-3757322
 (FL) BU 100%

Home Health Agency- Indiana, LLC
 20-1408322
 (FL) BU 100%

Home Health Agency- Pinellas, LLC
 59-3757320
 (FL) BU 100%

OMNI Home Health- District 1, LLC
 20-0527436
 (FL) BU 100%

OMNI Home Health- District 2, LLC
 20-0527566
 (FL) BU 100%

Home Health Care by Black Stone of Northwest Ohio, LLC
 34-1708719
 (OH) BU 100%

Home Health Care by Black Stone of Central Ohio, LLC
 27-1755342
 (OH) BU 100%

OMNI Home Health- Hernando, LLC
 59-3741300
 (FL) BU 100%

OMNI Health Management, LLC
 04-3630085
 (FL) BU 100%

Home Health Agency- Philadelphia, LLC
 20-1408427
 (FL) BU 100%

SCHEDULE Y – INFORMATION CONCERNING ACTIVITIES OF INSURER MEMBERS OF A HOLDING COMPANY GROUP
PART 1 – ORGANIZATIONAL CHART

UnitedHealth Group Incorporated
 (DE) 41-1321939

Continued from Previous Page

Continued on Next Page

LHC Group, Inc.
 71-0918189
 (DE) BU 42060 100%

Almost Family, Inc.
 06-1153720
 (DE) BU -----100%

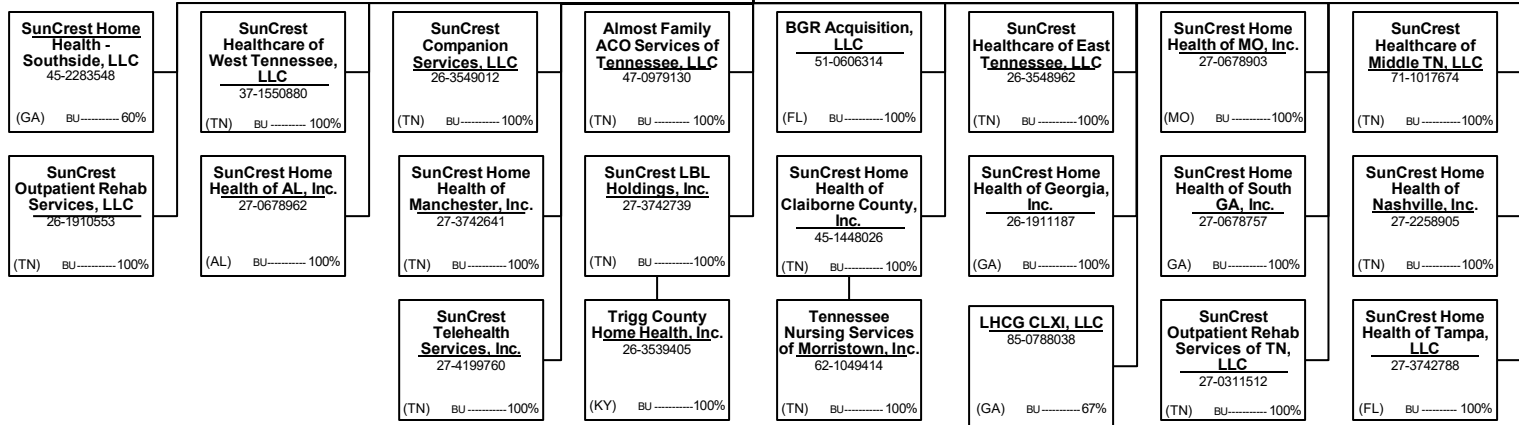
National Health Industries, Inc.
 61-0997496
 (KY) BU -----90%

OMNI Home Health Holdings, Inc.
 45-2638400
 (DE) BU -----100%

SunCrest Healthcare, Inc.
 20-3701127
 (GA) BU -----100%

Substantively Controlled LHC Group Entities

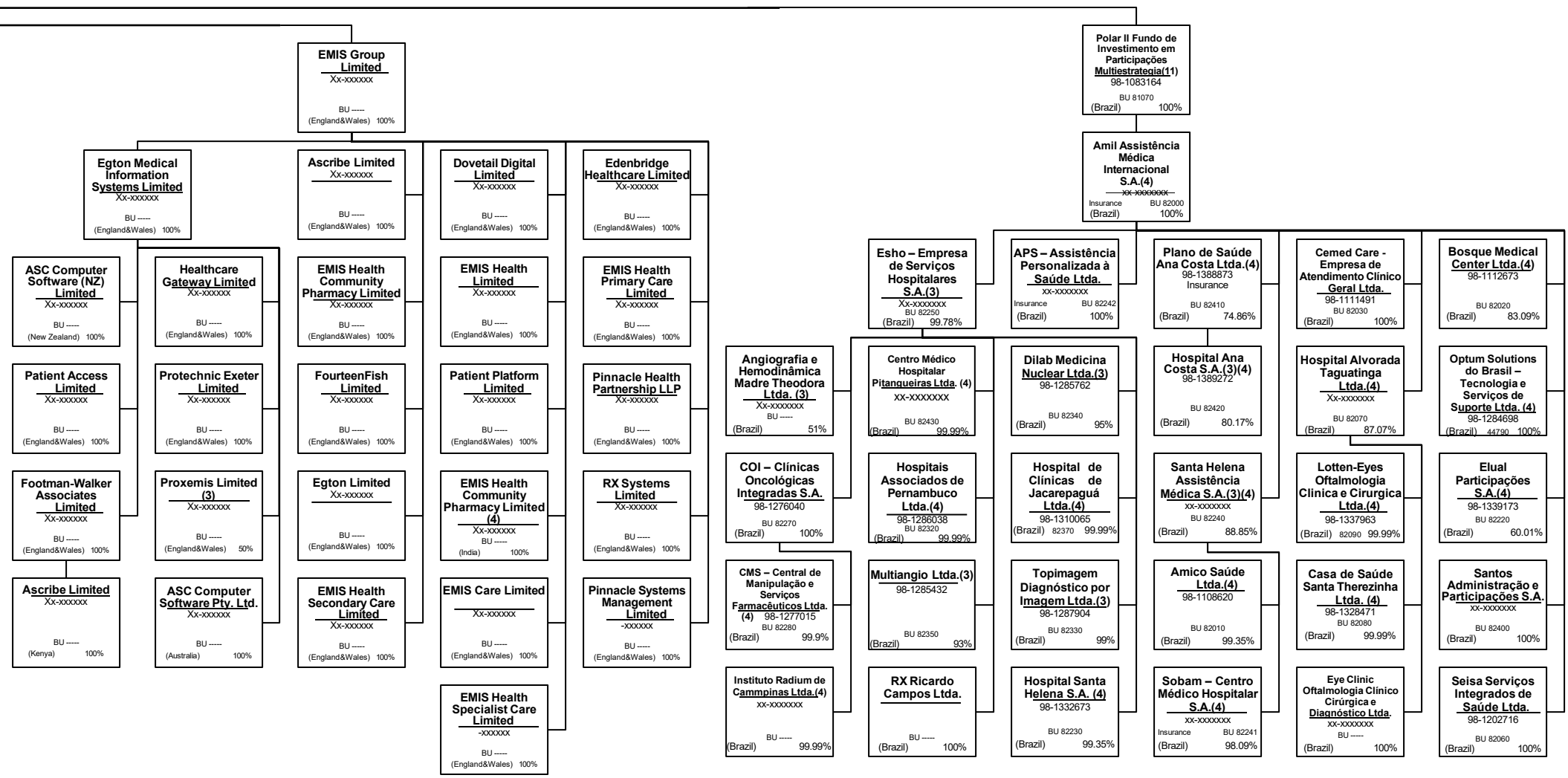
HH Health System-Jackson, LLC
 87-2027148
 (AL) BU ----



SCHEDULE Y – INFORMATION CONCERNING ACTIVITIES OF INSURER MEMBERS OF A HOLDING COMPANY GROUP
PART 1 – ORGANIZATIONAL CHART

UnitedHealth Group Incorporated
 (DE) 41-1321939

Continued from Previous Page Continued on Next Page



40.19

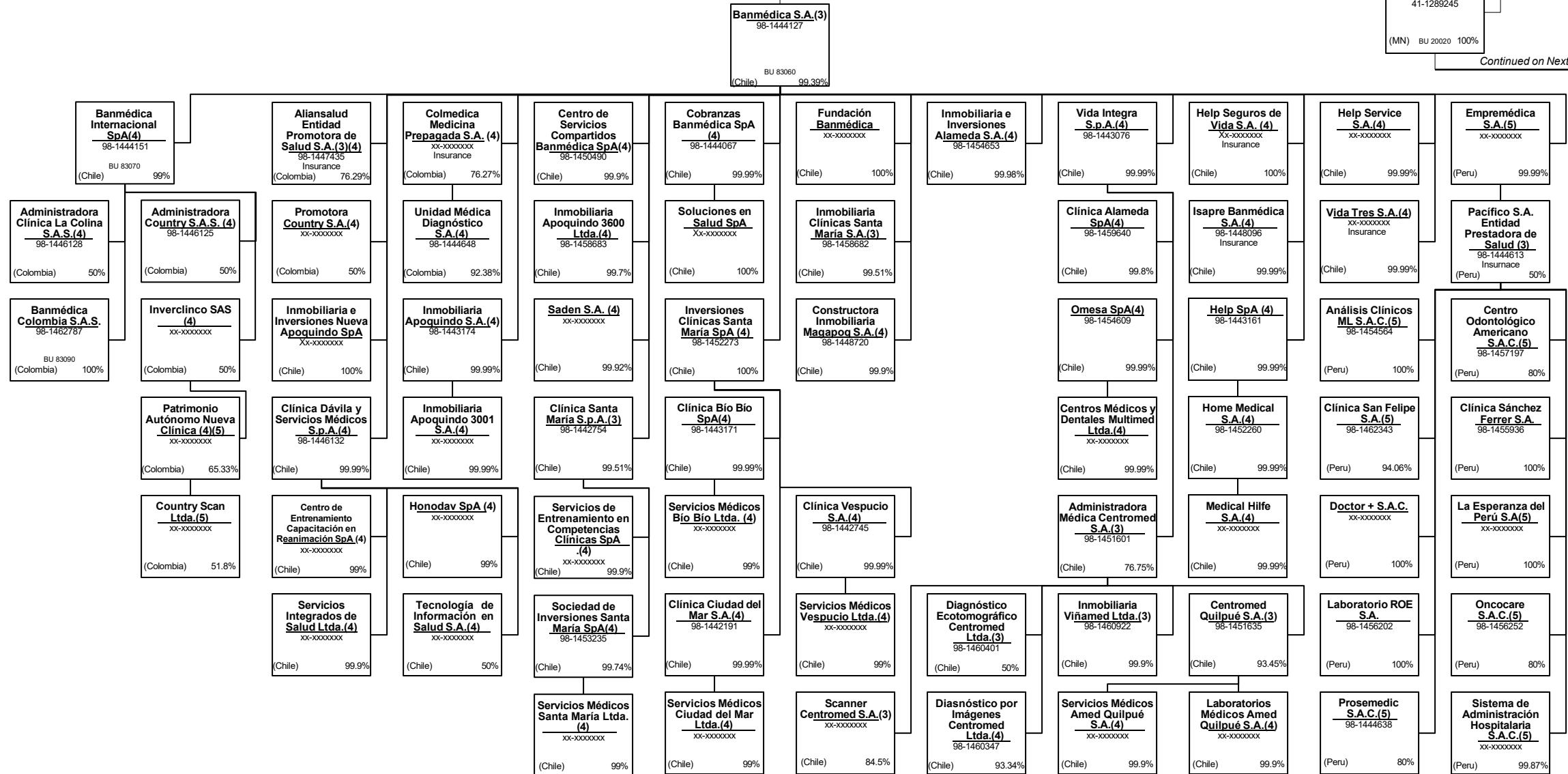
SCHEDULE Y – INFORMATION CONCERNING ACTIVITIES OF INSURER MEMBERS OF A HOLDING COMPANY GROUP
PART 1 – ORGANIZATIONAL CHART

UnitedHealth Group Incorporated
 (DE) 41-1321939

United HealthCare Services, Inc.
 41-1289245
 (MN) BU 20020 100%

Continued from Previous Page

Continued on Next Page

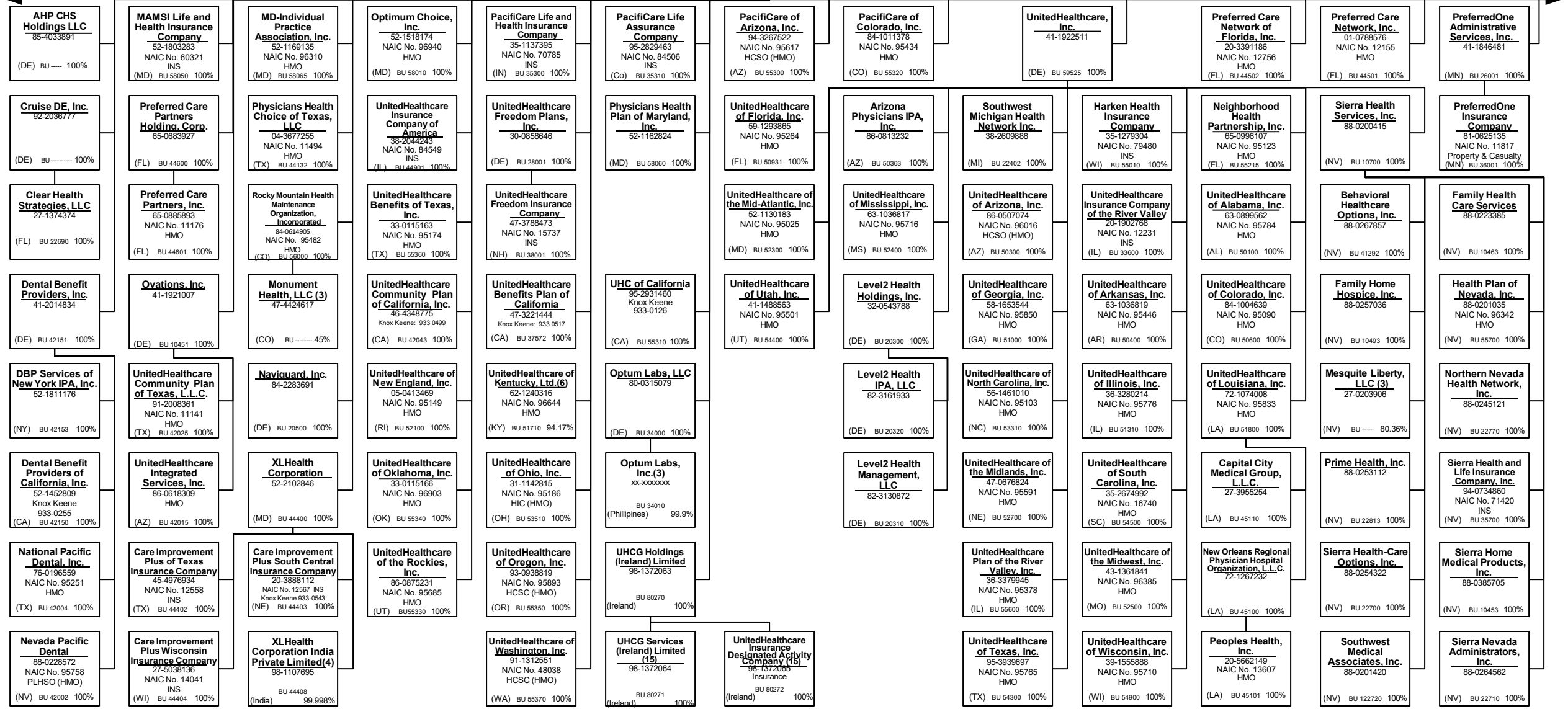


SCHEDULE Y – INFORMATION CONCERNING ACTIVITIES OF INSURER MEMBERS OF A HOLDING COMPANY GROUP
PART 1 – ORGANIZATIONAL CHART

United HealthCare Services, Inc.
 (MN) 41-1289245 100%

Continued from Previous Page

Continued on Next Page



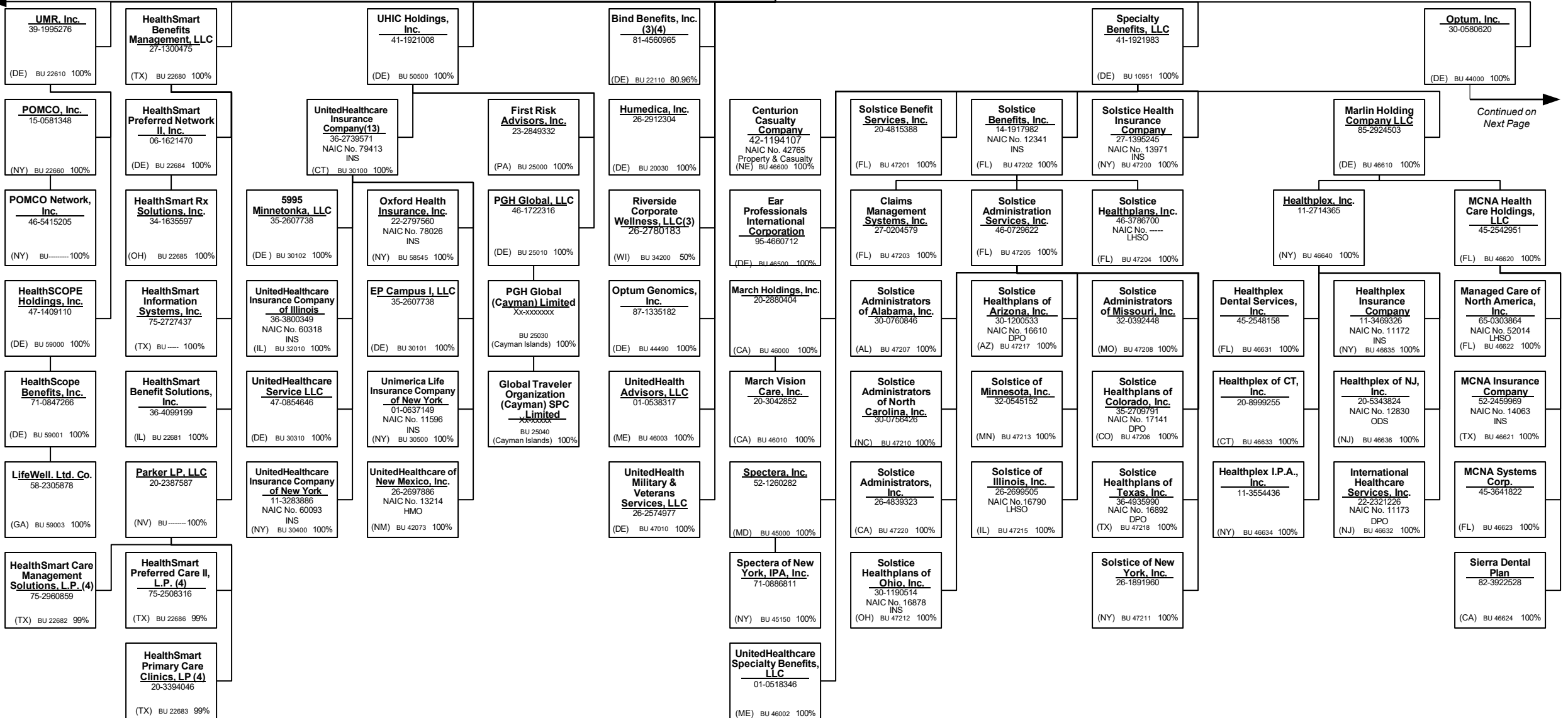
40.21

SCHEDULE Y – INFORMATION CONCERNING ACTIVITIES OF INSURER MEMBERS OF A HOLDING COMPANY GROUP
PART 1 – ORGANIZATIONAL CHART

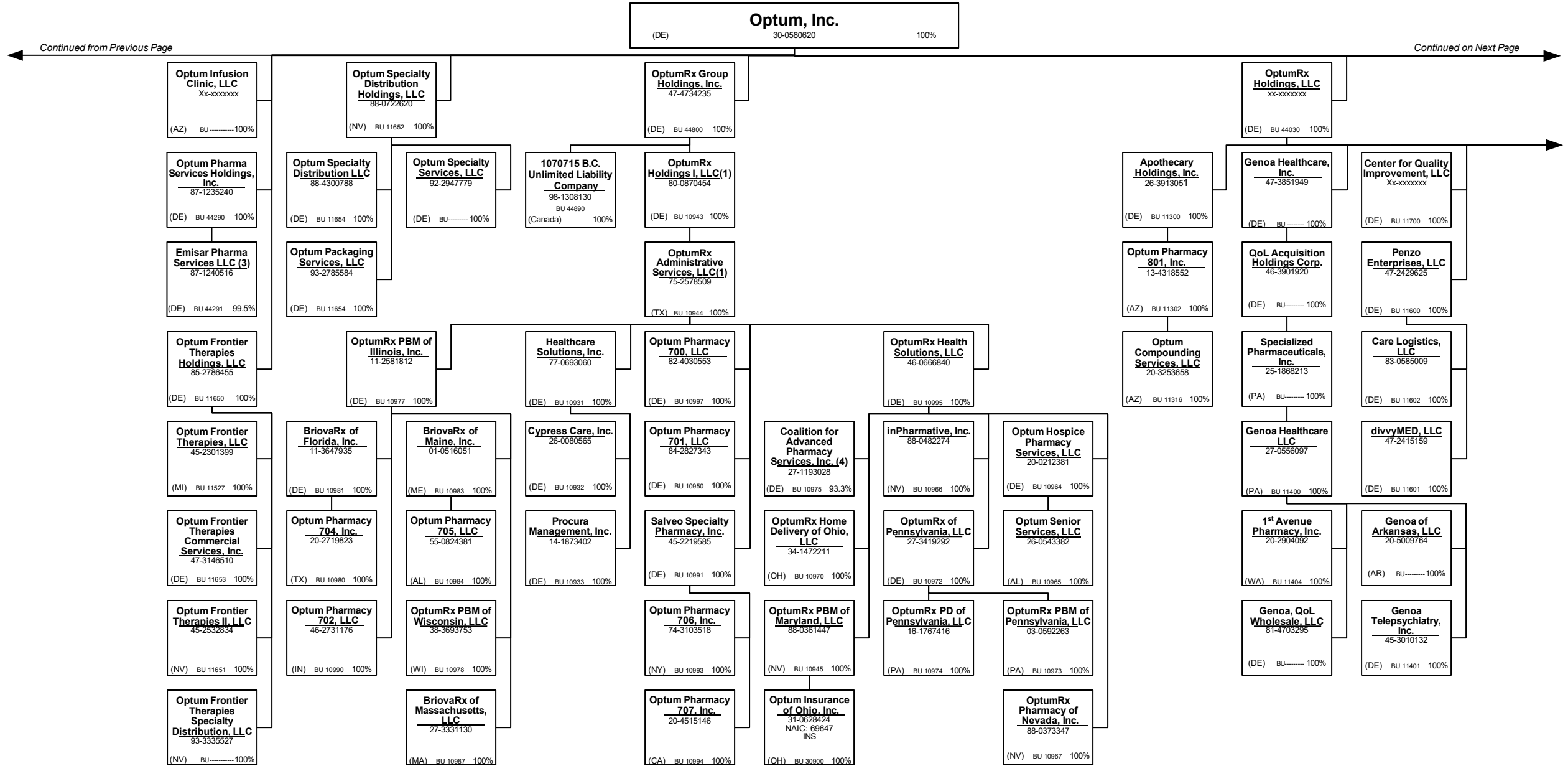
United HealthCare Services, Inc.
 (MN) 41-1289245 100%

Continued from Previous Page


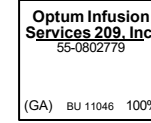



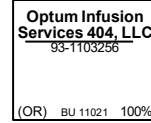


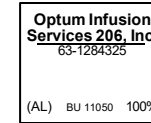
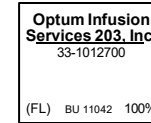







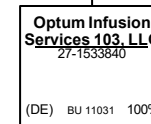




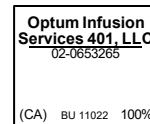
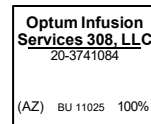
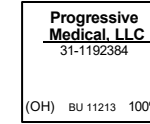
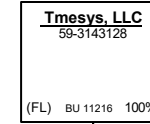





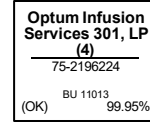

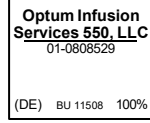


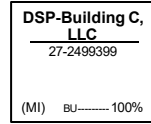


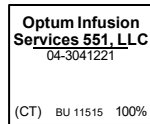








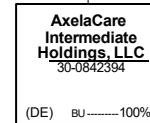
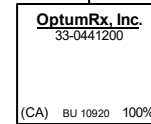

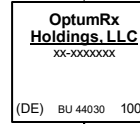
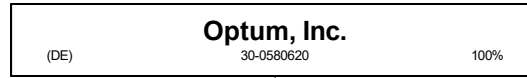
Continued on Next Page



SCHEDULE Y – INFORMATION CONCERNING ACTIVITIES OF INSURER MEMBERS OF A HOLDING COMPANY GROUP
PART 1 – ORGANIZATIONAL CHART



SCHEDULE Y – INFORMATION CONCERNING ACTIVITIES OF INSURER MEMBERS OF A HOLDING COMPANY GROUP
PART 1 – ORGANIZATIONAL CHART



40.24

Continued from Previous Page

Continued on Next Page

SCHEDULE Y – INFORMATION CONCERNING ACTIVITIES OF INSURER MEMBERS OF A HOLDING COMPANY GROUP
PART 1 – ORGANIZATIONAL CHART

Optum, Inc.
 (DE) 30-0580620 100%

OptumInsight Holdings, LLC
 xx-xxxxxxx
 (DE) BU 44010 100%

OptumInsight, Inc.(9)
 41-1858498
 (DE) BU 41322 100%

OptumHealth Care Solutions, LLC
 41-1591944
 (DE) BU 42300 100%

OptumInsight Provider Value Network ACO, LLC
 93-1637574
 (DE) BU-----100%

OptumInsight Life Sciences, Inc.
 04-3383745
 (DE) BU 41422 100%

Optum Public Sector Solutions, Inc.
 20-4581265
 (DE) BU 41372 100%

Optum Government Solutions, Inc.
 04-3574101
 (DE) BU 43350 100%

Optum Technology, LLC
 46-5713629
 (DE) BU 44770 100%

Optum360 Solutions, LLC
 82-3446942
 (DE) BU 41880 100%

ACN Group IPA of New York, Inc.
 41-1913523
 (NY) BU 42310 100%

ACN Group of California, Inc.
 27-0015861
 Knox Keene
 933-0407
 (CA) BU 42330 100%

My Wellness Solutions, LLC
 26-2564744
 (DE) BU 42340 100%

OrthoNet Holdings, Inc.
 13-3960641
 (DE) BU 48080 100%

Optum Rocket, LLC
 46-3328009
 (DE) BU 41850 100%

Optum Life Sciences (Canada) Inc.
 98-1209730
 BU 41410
 (Canada) 100%

The Lewin Group, Inc.
 56-1970224
 (NC) BU 41342 100%

hCentive, Inc.
 27-0549481
 (DE) BU 41325 100%

Electronic Network Systems, Inc.
 84-1162764
 (DE) BU 41350 100%

Managed Physical Network, Inc.
 14-1782475
 (NY) BU 42320 100%

Optum Biometrics, Inc.
 36-3437660
 (IL) BU 42301 100%

Pronounced Health Solutions, Inc.
 22-3493126
 (DE) BU 42343 100%

Optum Networks of New Jersey, Inc.
 30-0029448
 NAIC: 11068
 INS
 (DE) BU 48085 100%

OrthoNet LLC
 13-3818652
 (NY) BU 48084 100%

Optum360 Services, Inc.
 46-3983926
 (DE) BU 41851 100%

Equian Parent Corp.
 81-0732646
 (DE) BU 43370 100%

The Advisory Board Company
 52-1468699
 (DE) BU 41323 100%

Payment Resolution Services, LLC
 62-1451147
 (TN) BU 43403 100%

Optum Global Solutions International B.V.(4)
 98-1201187
 BU 44810
 (Netherlands) 100%

Executive Health Resources, Inc.
 11-3669765
 (PA) BU 41841 100%

Plus One Holdings, Inc.
 13-3613705
 (DE) BU 42304 100%

United Resource Networks IPA of New York, Inc.
 30-0318238
 (NY) BU 45001 100%

Optum Women's and Children's Health, LLC
 58-2205984
 (DE) BU 42341 100%

OrthoNet New York IPA, Inc.
 13-4025898
 (NY) BU 48086 100%

OrthoNet of the South, Inc.
 26-2884306
 (DE) BU 48082 100%

Optum360, LLC
 46-3328307
 (DE) BU 41860 96.01%

Equian, LLC
 27-0083277
 (IN) BU 43380 100%

Episource LLC
 20-4761361
 (CA) BU 41360 100%

OptumServe Technology Services, Inc.
 52-2016292
 (MD) BU 41345 100%

Optum Global Solutions (Philippines), Inc.(3)
 98-1097776
 BU 41340
 (Philippines) 99.99%

Netwerkes, LLC
 20-4755277
 (TN) BU 43404 100%

Plus One Health Management Puerto Rico, Inc.
 66-0742844
 (PR) BU 42305 100%

Vivify Health, Inc.
 27-1348358
 (DE) BU 42360 100%

Optum Healthcare of Illinois, Inc.
 58-2068880
 (GA) BU-----100%

OrthoNet West, Inc.
 20-0221966
 (DE) BU 48087 100%

AccuReg Holdings, LLC
 xx-xxxxxxx
 (DE) BU 41890 100%

OmniClaim, LLC
 27-0062838
 (DE) BU 43381 100%

DocASAP, Inc.
 26-4753954
 (DE) BU 44231 100%

Optum Health & Technology Services do Brasil Ltda.(4)
 98-1184561
 BU 43230
 (Brazil) 99.99%

Mustang Razorback Holdings, Inc.
 47-1935798
 (DE) BU 41870 100%

Optum of New York, Inc.
 58-1873062
 (NY) BU-----100%

Database Solutions II, LLC
 63-1230900
 (DE) BU-----100%

DocASAP US, LLC
 Xx-xxxxxxx
 (DE) BU 44233 100%

OptumInsight Provider Value Network ACO - NY, LLC
 Xx-xxxxxxx
 (NY) BU-----100%

Optum Global Solutions (India) Private Limited(4)
 98-1103015
 BU 41346
 (India) 99.9%

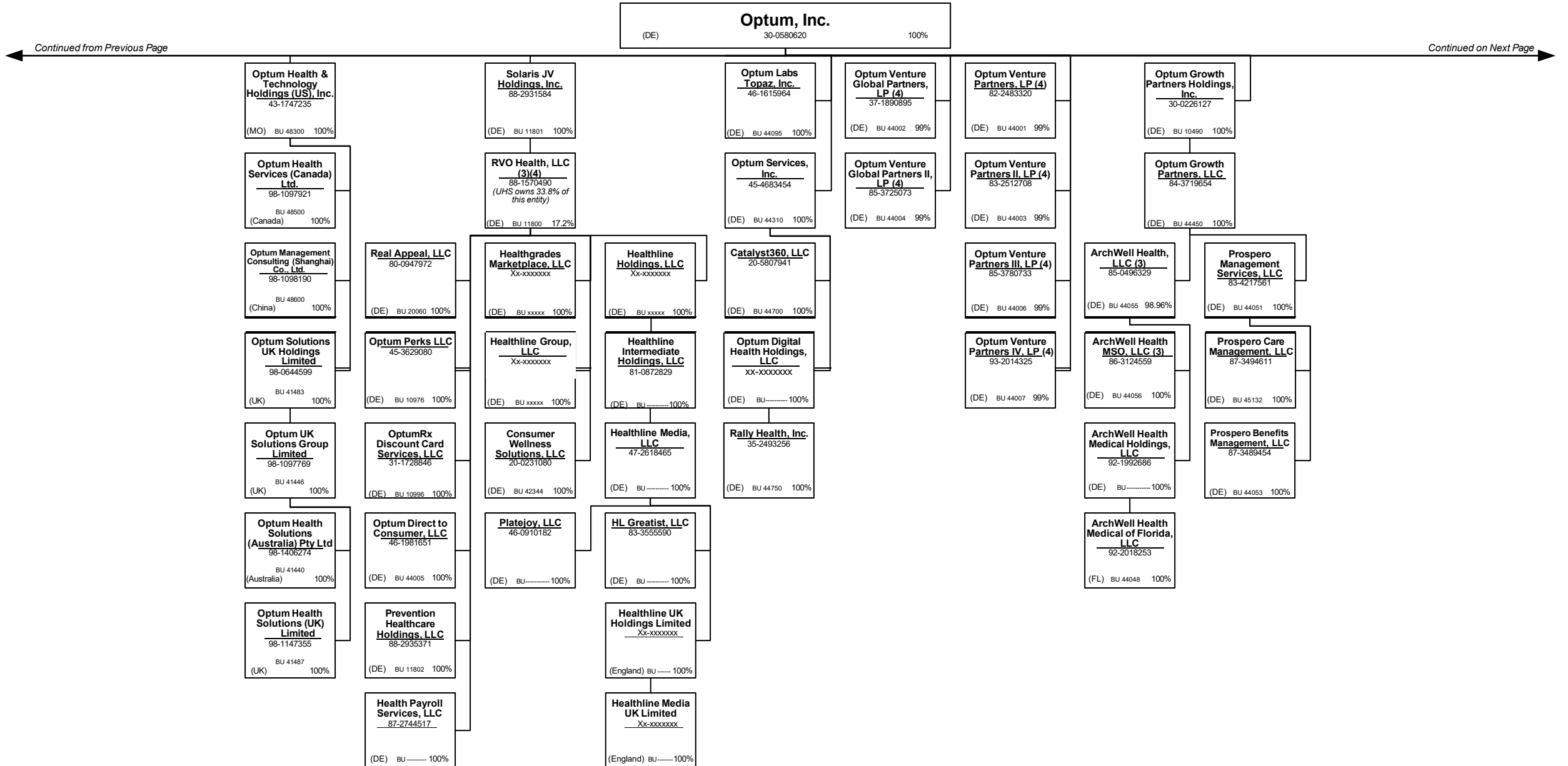
MedSynergies, LLC
 75-2515691
 (DE) BU 41871 100%

Continued from Previous Page

Continued on Next Page

40.25

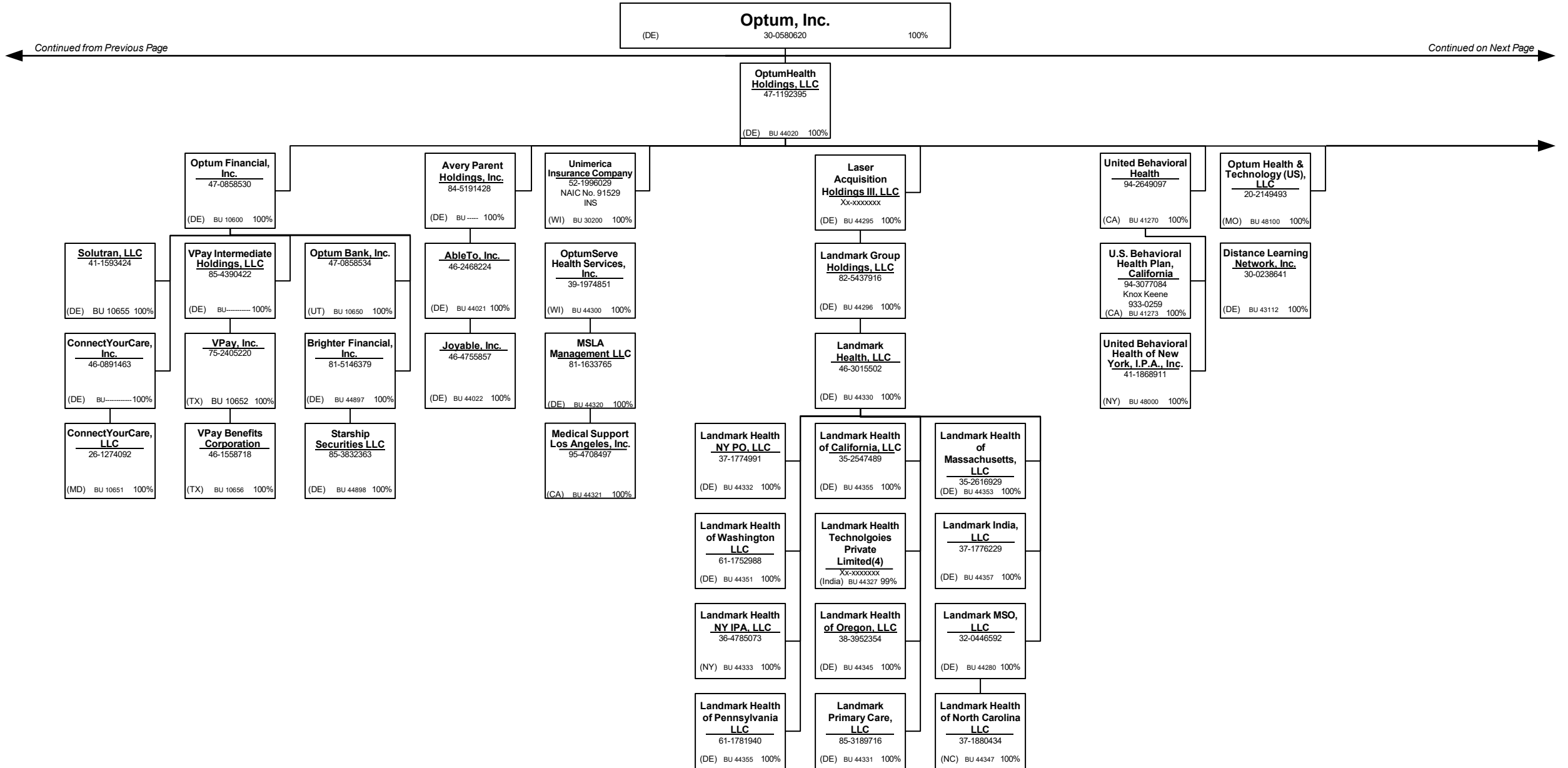
SCHEDULE Y – INFORMATION CONCERNING ACTIVITIES OF INSURER MEMBERS OF A HOLDING COMPANY GROUP
PART 1 – ORGANIZATIONAL CHART



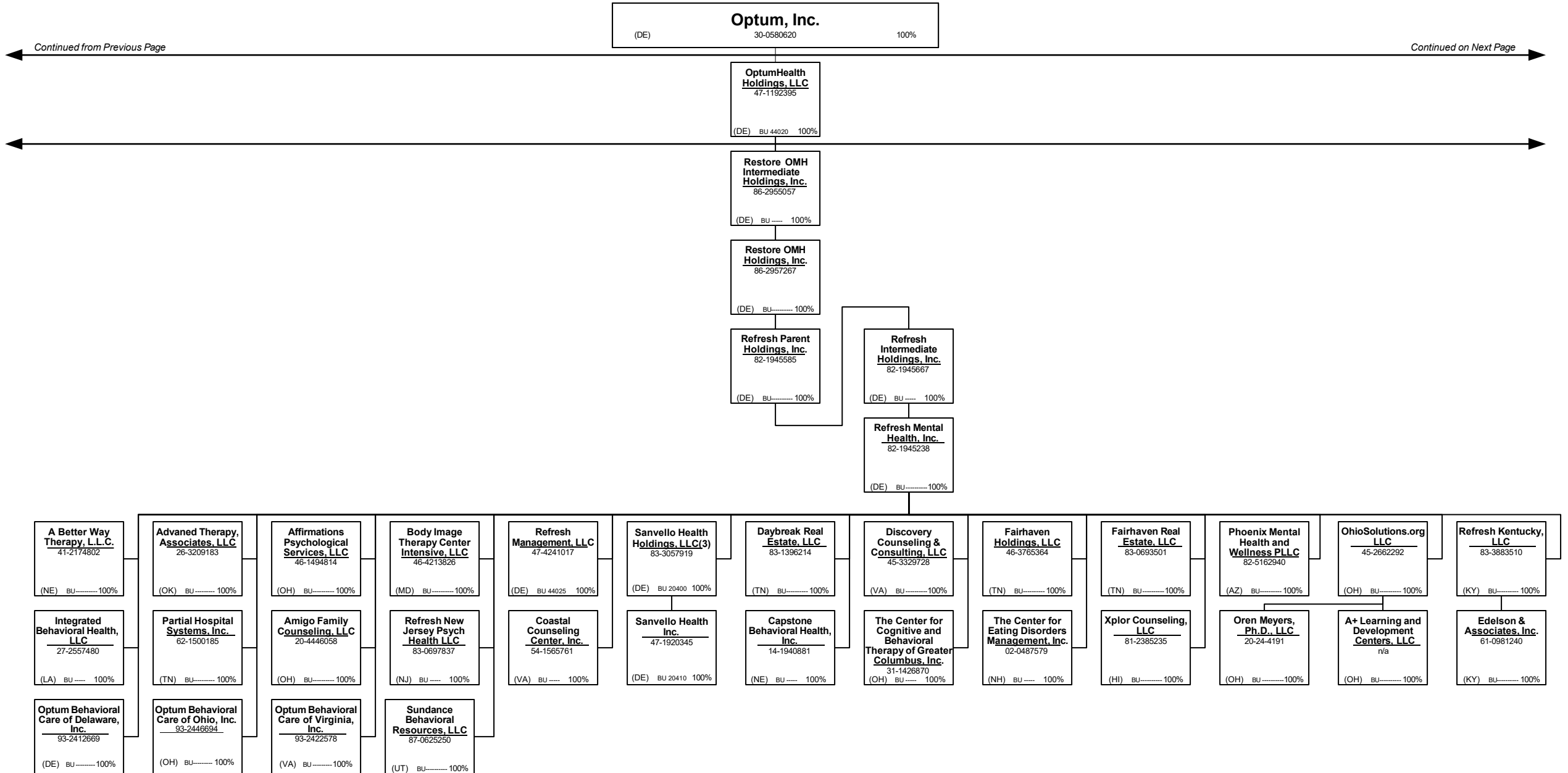
Continued from Previous Page

Continued on Next Page

SCHEDULE Y – INFORMATION CONCERNING ACTIVITIES OF INSURER MEMBERS OF A HOLDING COMPANY GROUP
PART 1 – ORGANIZATIONAL CHART



SCHEDULE Y – INFORMATION CONCERNING ACTIVITIES OF INSURER MEMBERS OF A HOLDING COMPANY GROUP
PART 1 – ORGANIZATIONAL CHART

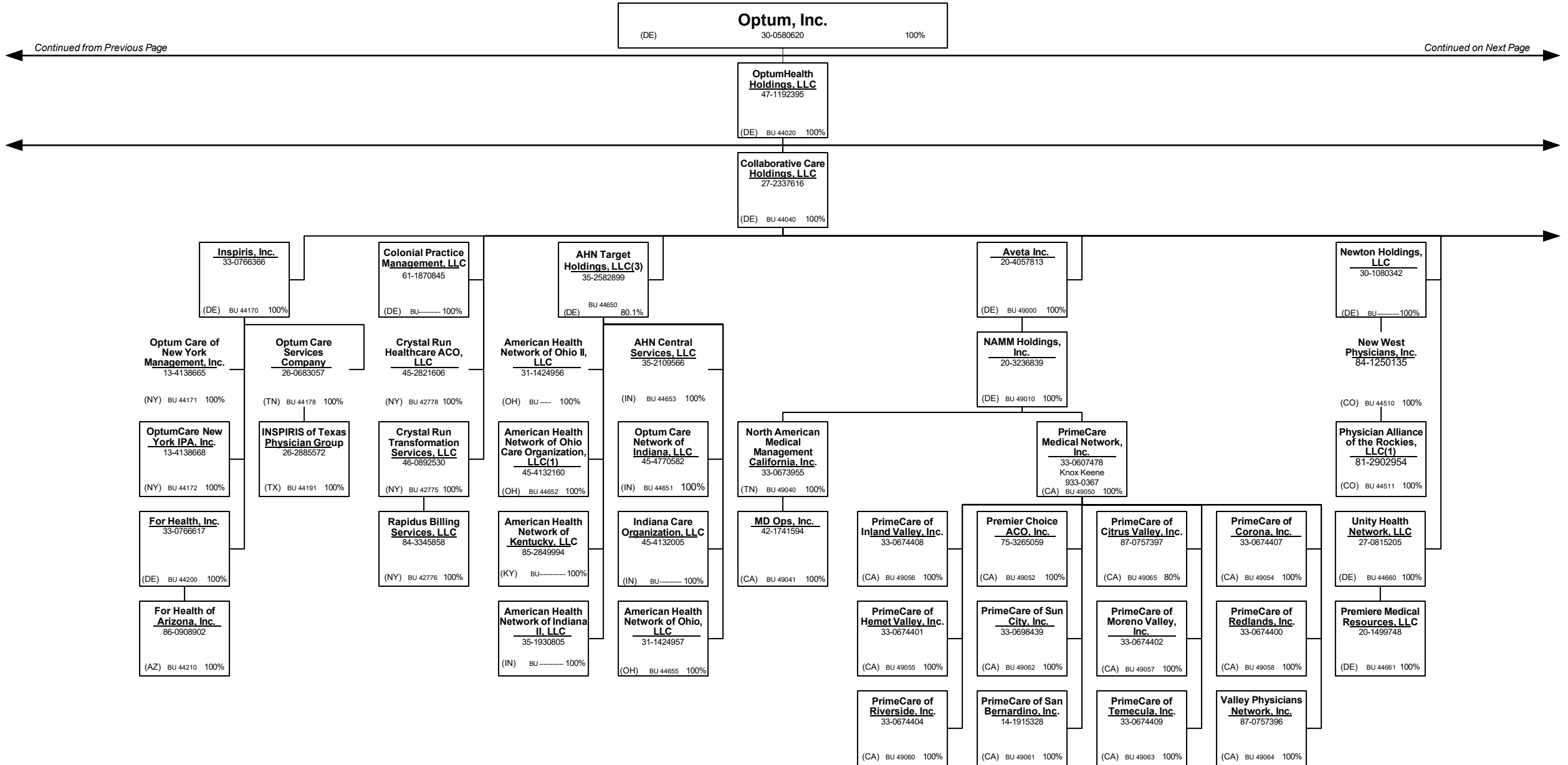


40.28

Continued from Previous Page

Continued on Next Page

SCHEDULE Y – INFORMATION CONCERNING ACTIVITIES OF INSURER MEMBERS OF A HOLDING COMPANY GROUP
PART 1 – ORGANIZATIONAL CHART


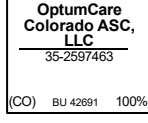

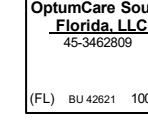
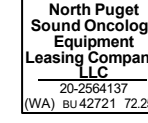

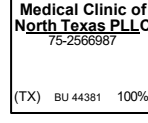







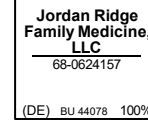
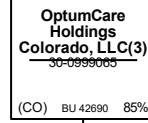



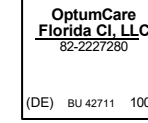






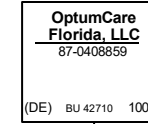
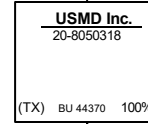











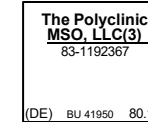


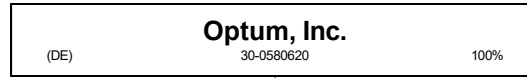


40.29

Continued from Previous Page

Continued on Next Page

SCHEDULE Y – INFORMATION CONCERNING ACTIVITIES OF INSURER MEMBERS OF A HOLDING COMPANY GROUP
PART 1 – ORGANIZATIONAL CHART

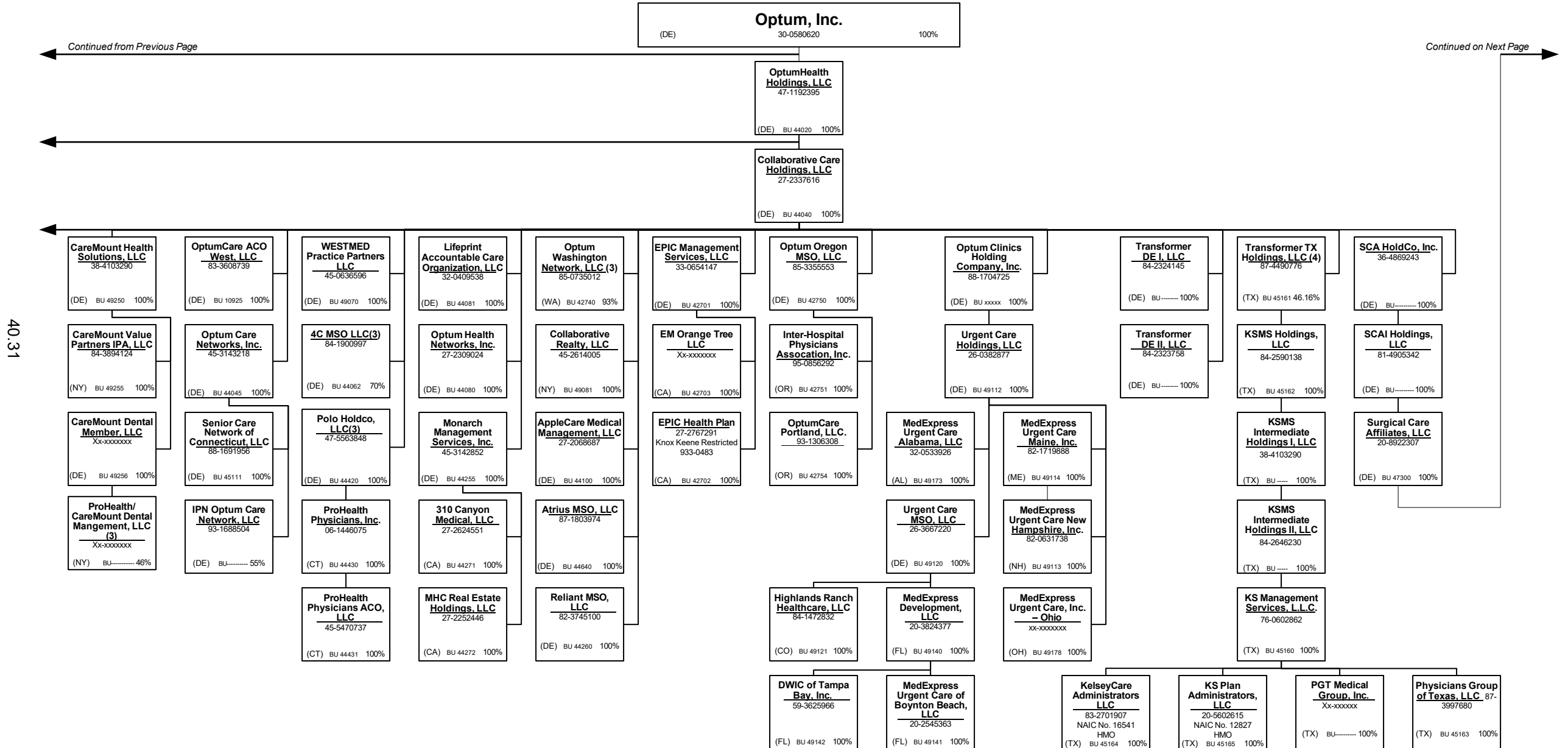


40.30

Continued from Previous Page

Continued on Next Page

SCHEDULE Y – INFORMATION CONCERNING ACTIVITIES OF INSURER MEMBERS OF A HOLDING COMPANY GROUP
PART 1 – ORGANIZATIONAL CHART



40.31

Continued from Previous Page

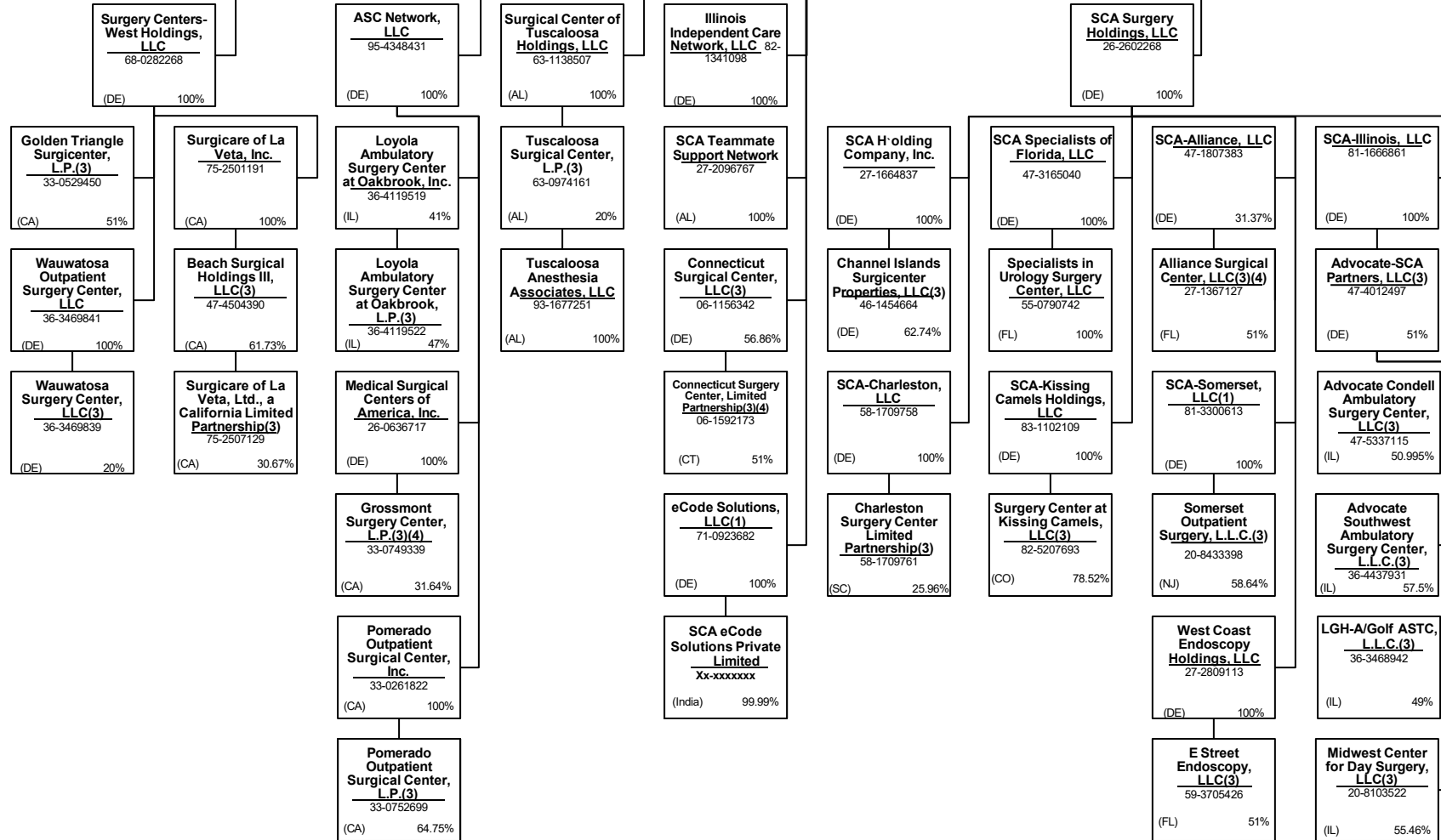
Continued on Next Page

SCHEDULE Y – INFORMATION CONCERNING ACTIVITIES OF INSURER MEMBERS OF A HOLDING COMPANY GROUP
PART 1 – ORGANIZATIONAL CHART

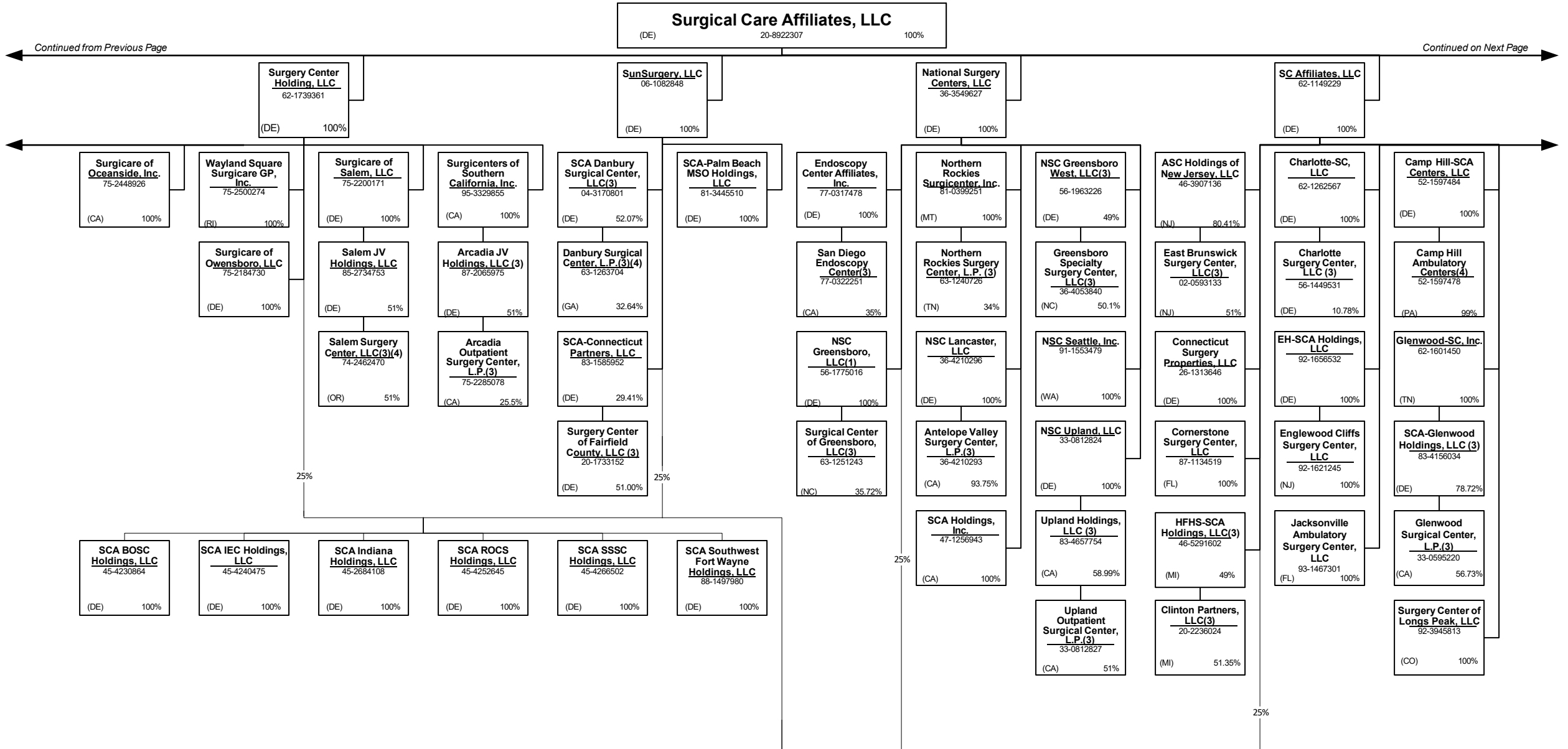


Continued from Previous Page


Continued on Next Page



SCHEDULE Y – INFORMATION CONCERNING ACTIVITIES OF INSURER MEMBERS OF A HOLDING COMPANY GROUP
PART 1 – ORGANIZATIONAL CHART

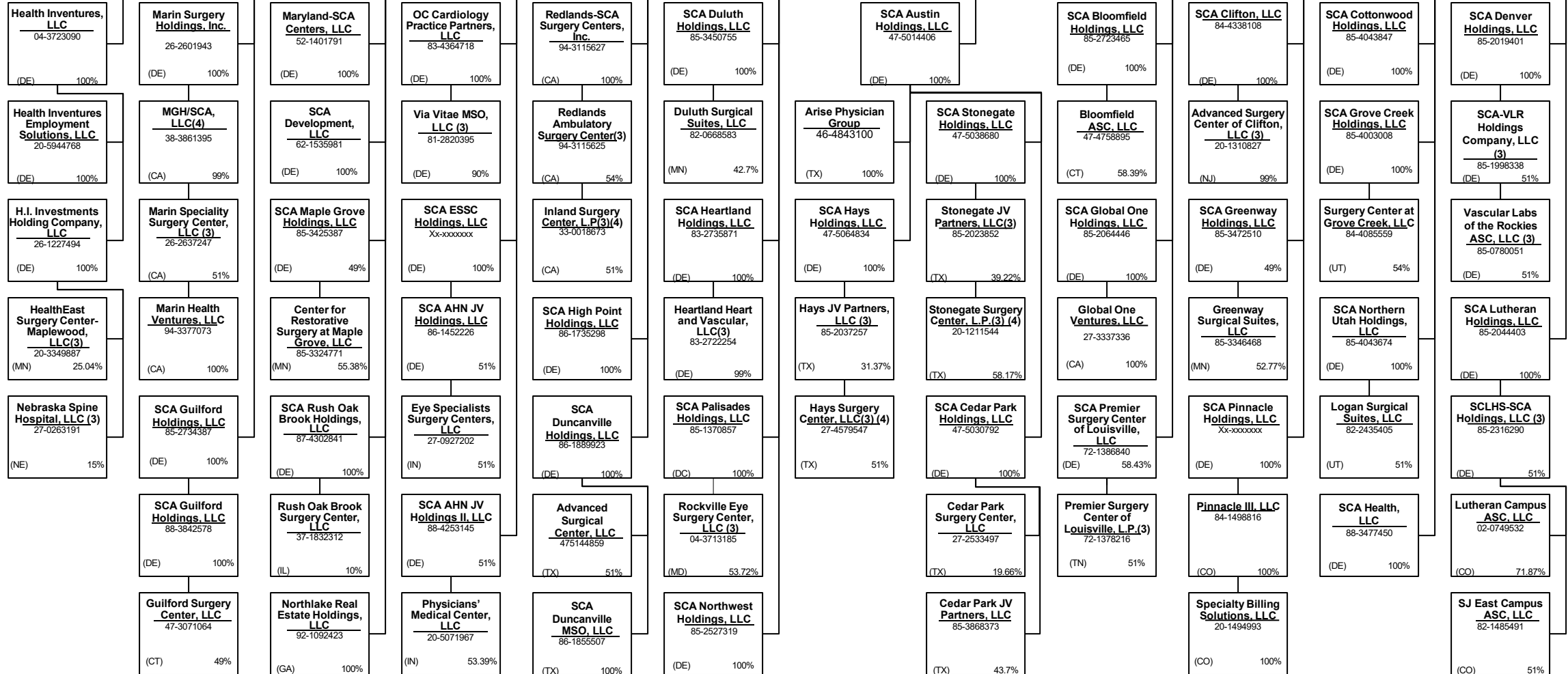


SCHEDULE Y – INFORMATION CONCERNING ACTIVITIES OF INSURER MEMBERS OF A HOLDING COMPANY GROUP
PART 1 – ORGANIZATIONAL CHART



Continued from Previous Page

Continued on Next Page

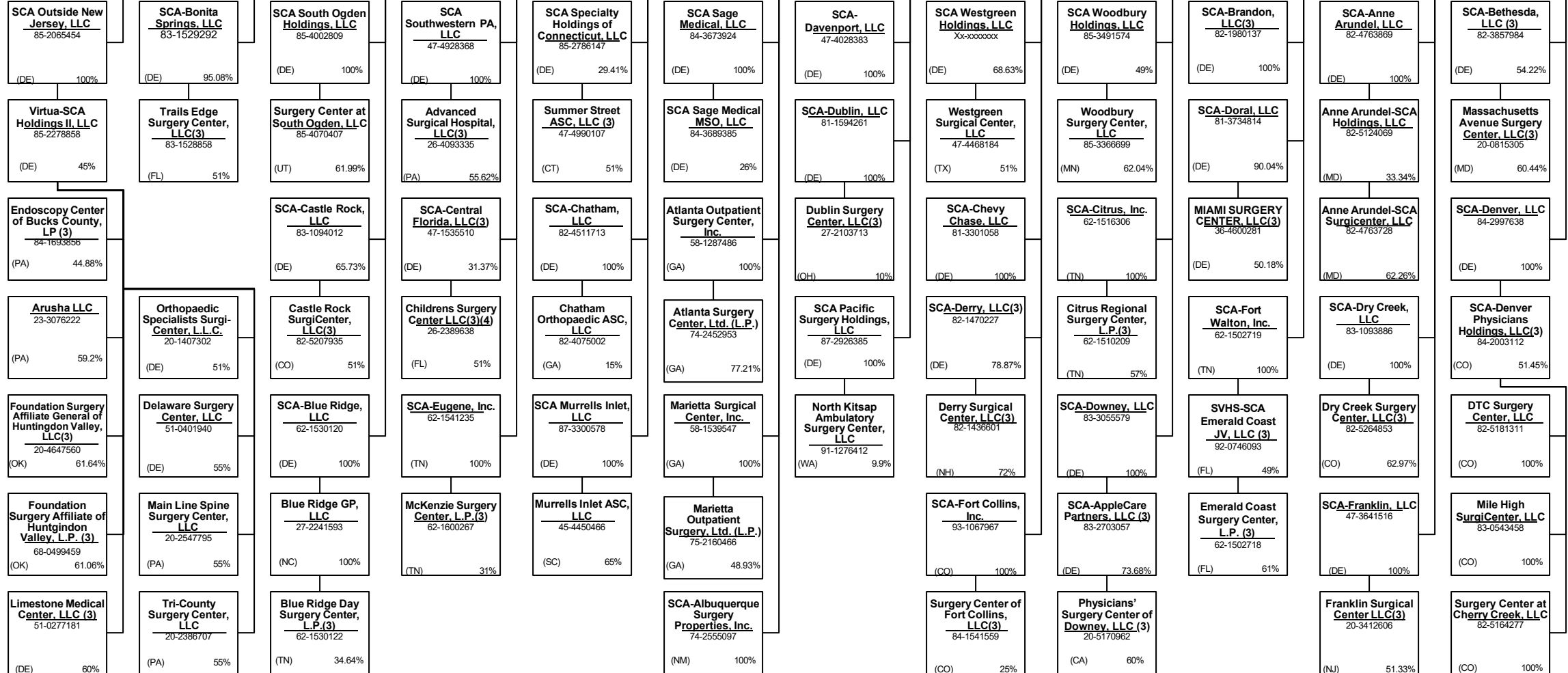


40.35

SCHEDULE Y – INFORMATION CONCERNING ACTIVITIES OF INSURER MEMBERS OF A HOLDING COMPANY GROUP
PART 1 – ORGANIZATIONAL CHART

Surgical Care Affiliates, LLC
 (DE) 20-8922307 100%

SC Affiliates, LLC
 62-1149229
 (DE) 100%




Continued from Previous Page

Continued on Next Page

SCHEDULE Y – INFORMATION CONCERNING ACTIVITIES OF INSURER MEMBERS OF A HOLDING COMPANY GROUP
PART 1 – ORGANIZATIONAL CHART

Surgical Care Affiliates, LLC
 (DE) 20-8922307 100%

SC Affiliates, LLC
 62-1149229
 (DE) 100%



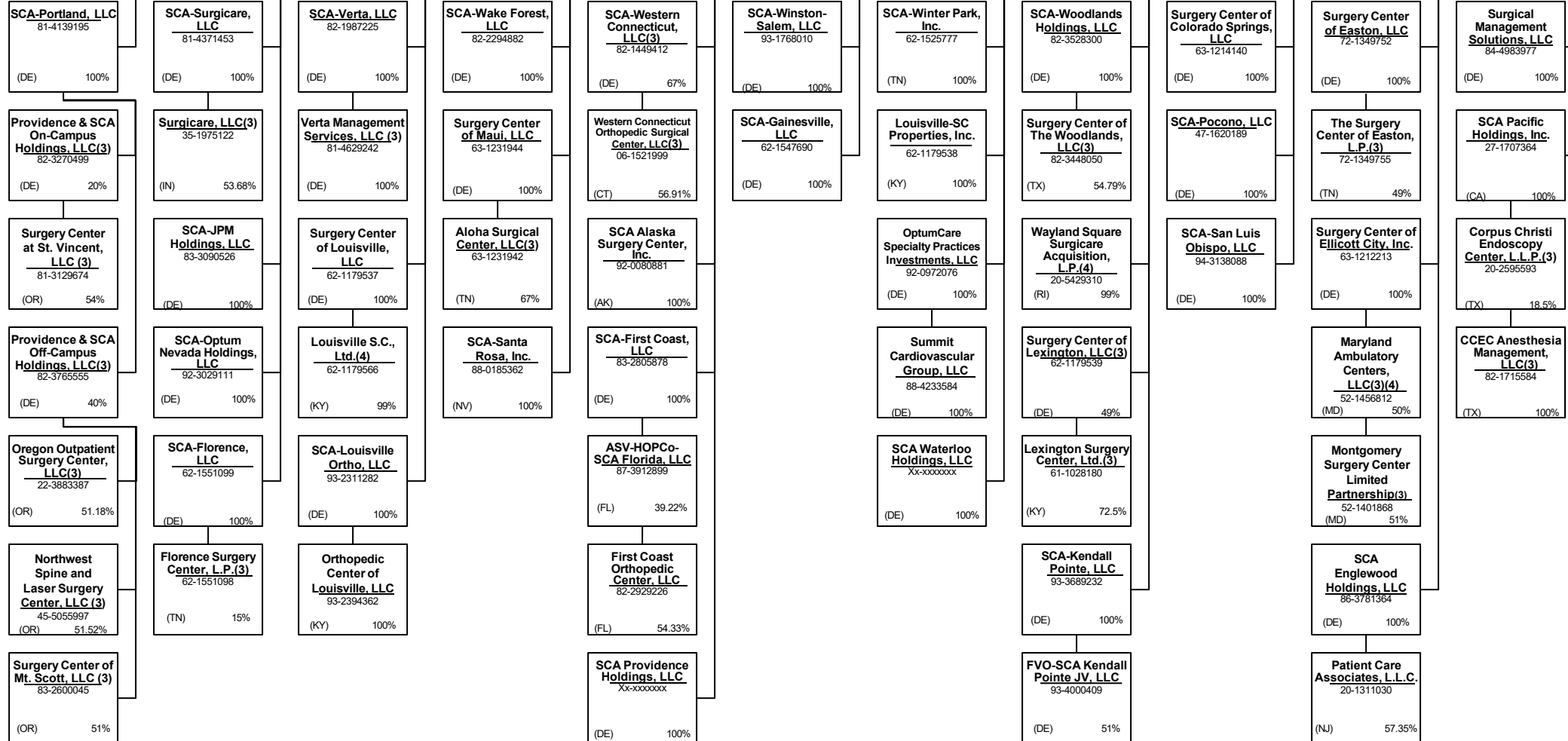
Continued from Previous Page

Continued on Next Page

SCHEDULE Y – INFORMATION CONCERNING ACTIVITIES OF INSURER MEMBERS OF A HOLDING COMPANY GROUP
PART 1 – ORGANIZATIONAL CHART

Surgical Care Affiliates, LLC
 (DE) 20-8922307 100%

SC Affiliates, LLC
 62-1149229
 (DE) 100%



40.38

Continued from Previous Page

Continued on Next Page

SCHEDULE Y – INFORMATION CONCERNING ACTIVITIES OF INSURER MEMBERS OF A HOLDING COMPANY GROUP
PART 1 – ORGANIZATIONAL CHART


Surgical Care Affiliates, LLC
 (DE) 20-8922307 100%

SC Affiliates, LLC
 62-1149229
 (DE) 100%

Endo Parent, Inc.
 81-3075241
 (DE) 100%

Continued from Previous Page

Continued on Next Page



40.39

SCHEDULE Y – INFORMATION CONCERNING ACTIVITIES OF INSURER MEMBERS OF A HOLDING COMPANY GROUP
PART 1 – ORGANIZATIONAL CHART

Surgical Care Affiliates, LLC
 (DE) 20-8922307 100%

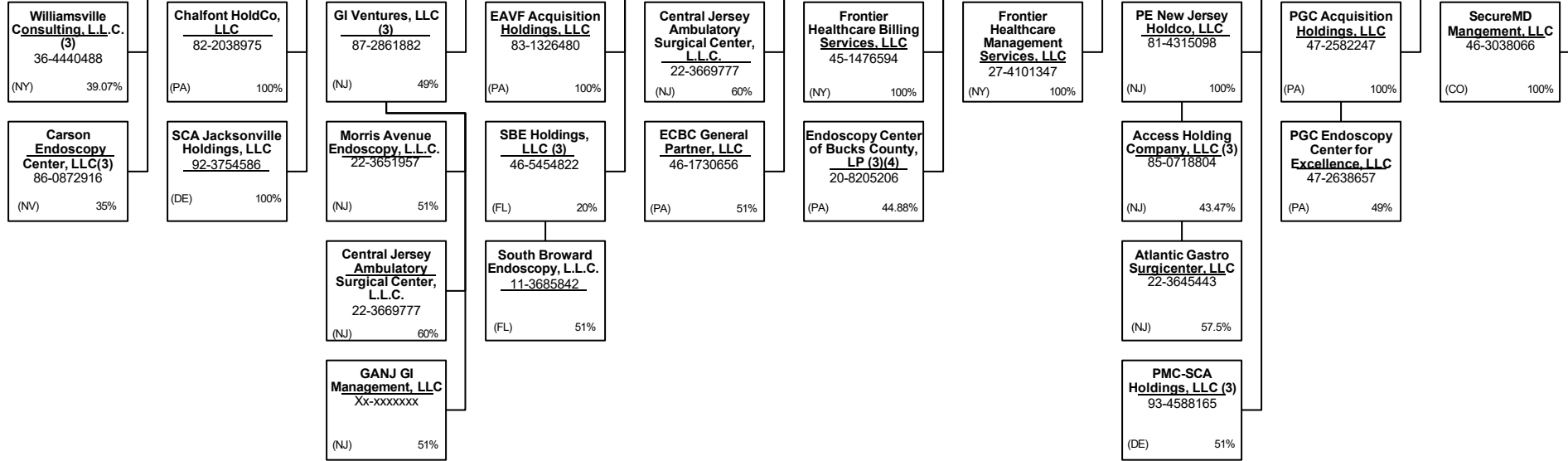
Continued from Previous Page

Continued on Next Page

Physicians Endoscopy Intermediate Holdco, Inc.
 26-2239018
 (DE) 100%

Physicians Endoscopy, L.L.C.
 91-1882702
 (DE) 100%

Continued on Next Page



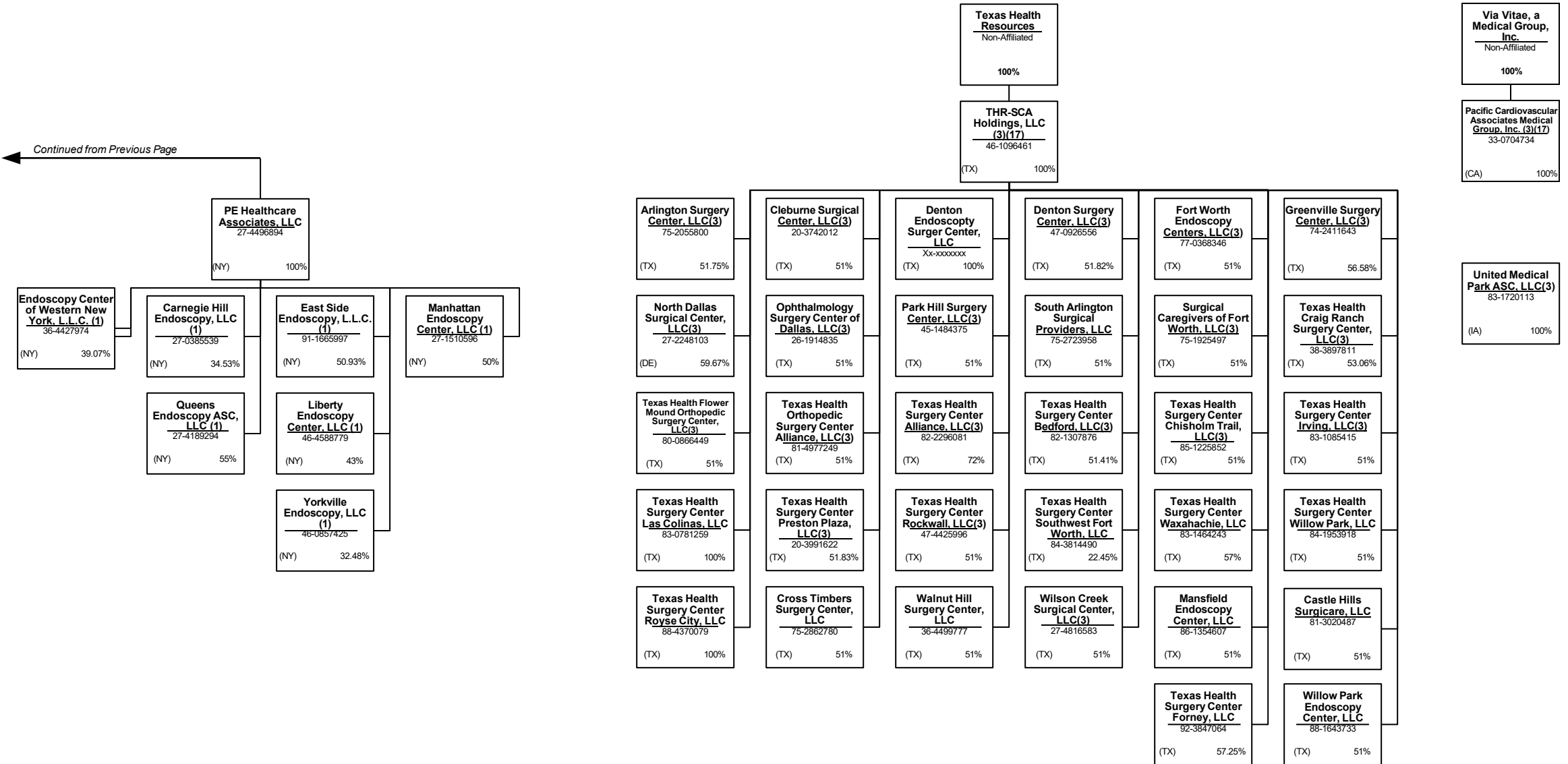
40.40

SCHEDULE Y – INFORMATION CONCERNING ACTIVITIES OF INSURER MEMBERS OF A HOLDING COMPANY GROUP
PART 1 – ORGANIZATIONAL CHART

Surgical Care Affiliates, LLC
 (DE) 20-8922307 100%

Continued from Previous Page

Substantively Controlled Surgical Care Affiliate Entities



40.41

Continued from Previous Page

SCHEDULE Y – INFORMATION CONCERNING ACTIVITIES OF INSURER MEMBERS OF A HOLDING COMPANY GROUP
PART 1 – ORGANIZATIONAL CHART

Beneficially Owned Legal Entities

<u>Entity Name</u>	<u>Juris.</u>	<u>Federal Tax ID</u>	<u>Entity Name</u>	<u>Juris.</u>	<u>Federal Tax ID</u>
4C Medical Group, PLC	AZ	45-2402948	Carroll Counseling Center LLC	MD	52-2072546
A.G. Dikengil, Inc.	NJ	22-3149900	Centers for Family Medicine, GP	CA	33-0483510
AbleTo Behavioral Health Services of Michigan, P.C.	MI	85-4328419	Christopher Stalberg, M.D., PLLC	AZ	26-4651320
AbleTo Behavioral Health Services of New Jersey, P.C.	NJ	85-4306375	Cielo House, Inc.	CA	27-1655973
AbleTo Behavioral Health Services, PC	CT	47-5519672	Cognitive-Behavioral Therapy Center of Western North Carolina, P.A.	NC	20-3056794
AbleTo Licensed Clinical Social Worker Services, P.C.	CA	85-0739865	Colonial Family Practice, L.L.C.	SC	02-0626080
AbleTo Psychiatry Health Services, P.C.	MA	88-2290313	Columbia Counseling Center P.A.	MD	52-2052733
AHN Accountable Care Organization, LLC	IN	45-4171713	Connect Medical, P.C.	NY	32-0551188
Aleph Psychological Services, Inc.	CA	46-3477124	Crystal Run Healthcare Physicians LLP	NY	13-3843560
American Health Network of Indiana, LLC	IN	35-2108729	David C. Anderholm, M.D., P.A.	MN	41-1879063
Angie Coil FNP, PLLC	AZ	81-2112951	David Moen, M.D. P.C.	NY	81-5101448
AppleCare Hospitalists Medical Group, Inc.	CA	14-1890491	David R. Ferrell, M.D., P.C.	NV	45-2380022
AppleCare Medical Group St. Francis, Inc.	CA	33-0845269	Day-OP Center Of Long Island Inc.	NY	11-2811353
AppleCare Medical Group, Inc.	CA	33-0898174	DBT and EMDR Specialists, P.A.	MN	47-3322541
ArchWell Health Professional Services Holding Co.	DE	86-3278602	Doc Martins, PLLC	AZ	20-0419099
ArchWell Health Professional Services of Alabama, LLC	AL	86-3152173	Durable Medical Equipment, Inc.	MA	04-3106404
ArchWell Health Professional Services of Arizona, LLC	AZ	87-2986923	Elite Focus Clinic, Inc., a Professional Corporation	CA	47-3861802
ArchWell Health Professional Services of Kansas, P.A.	KS	86-3241870	Empire Physicians' Medical Group, Inc.	CA	33-0181426
ArchWell Health Professional Services of Nevada, P.C.	NV	88-1285211	Eugene Center for Anxiety and Stress, LLC	OR	83-2740282
ArchWell Health Professional Services of North Carolina, P.C.	NC	86-3222071	Eugene Therapy, LLC	OR	90-0624377
ArchWell Health Professional Services of Oklahoma, LLC	OK	86-3190019	Everett Physicians, Inc. P.S.	WA	81-1625636
ArchWell Health Professional Services. P.A.	FL	88-3481216	Evolve, LLC	WI	61-1752488
ARTA Western California, Inc.	CA	33-0658815	Family Counseling Associates of Salem Andover LLC	NH	27-0820363
Astra Medical Clinic, PLLC	AZ	86-0882561	Ferrell Physician Services, P.C.	NY	87-4007730
Atrius Health, Inc.	MA	04-3397450	First Hill Surgery Center, LLC	WA	47-2066485
Beaver Medical Group, P.C.	CA	33-0645967	First Step Services, PLLC	NC	51-0484581
Behavioral Solutions, P.C.	MA	04-3316367	Flagstaff Family Physicians, PLLC	AZ	86-0959327
Better Health Value Network, LLC	WA	47-4349079	Good Samaritan Medical Practice Association, Inc., A Medical Group	CA	95-3969271
Bexar Imaging Center, LLC	TX	22-3858211	Greater Phoenix Collaborative Care, P.C.	AZ	27-2337725
California Spring Holdings, PC	CA	81-0881243	Gunn Behavioral Care of California, P.C.	CA	27-3237563
Carbondale Counseling Associates, PLLC	IL	47-1130641	Gunn Behavioral Holdco, P.C.	CA	92-3292446
CareMount Health Solutions ACO, LLC	NY	n/a	HealthCare Partners Affiliates Medical Group	CA	95-4526112
Carolina Behavioral Care, P.A.	NC	56-1780933	HealthCare Partners ASC-HB, LLC	CA	26-4247365

SCHEDULE Y – INFORMATION CONCERNING ACTIVITIES OF INSURER MEMBERS OF A HOLDING COMPANY GROUP
PART 1 – ORGANIZATIONAL CHART

Beneficially Owned Legal Entities

<u>Entity Name</u>	<u>Juris.</u>	<u>Federal Tax ID</u>	<u>Entity Name</u>	<u>Juris.</u>	<u>Federal Tax ID</u>
HealthCare Partners Associates Medical Group, P.C.	CA	45-5273760	Landmark Medical of Oregon, PC	OR	47-2926188
HealthCare Partners Medical Group, P.C.	CA	95-4340584	Landmark Medical of Pennsylvania, PC	PA	81-1605378
Heron Ridge Assoc., P.L.C.	MI	80-0020865	Landmark Medical of Rhode Island, PC	RI	84-2830065
Homecare Dimensions of Florida, Inc.	TX	81-0884465	Landmark Medical of Tennessee, PC	TN	30-1288593
Homecare Dimensions, Inc.	TX	74-2758644	Landmark Medical of Texas, PA	TX	83-2296389
IN Style OPTICAL, LLC	MA	27-3296953	Landmark Medical of Utah, PC	UT	84-2660339
Inland Faculty Medical Group, Inc.	CA	33-0618077	Landmark Medical of Virginia, P.C.	VA	85-0839774
Inspiris Medical Services of New Jersey, P.C.	NJ	45-2563134	Landmark Medical of Washington, PC	WA	47-3028655
INSPIRIS of Michigan Medical Services, P.C.	MI	27-1561674	Landmark Medical, P.C.	NY	47-1588943
INSPIRIS of New York Medical Services, P.C.	NY	13-4168739	Level2 Medical Services, P.A.	DE	84-5003916
INSPIRIS of Pennsylvania Medical Services, P.C.	PA	26-2895670	Level2 Medical Services, P.A. New Jersey	NJ	87-2684015
Jonathan E. Goldberg, Ph.D., Inc.	MA	26-3013277	Level2 Medical Services, P.C. Alaska	AK	87-2600511
Joyce Marter & Associates, P.C.	IL	26-3478896	Level2 Medical Services, P.C. California	CA	92-1153396
K.P. Counseling, Ltd.	IL	30-0089259	Level2 Medical Services, P.C. Utah	UT	87-0989804
Kelsey-Seybold Medical Group, PLLC	TX	76-0386391	Life Strategies Counseling, Inc.	AR	20-0468524
Keys Counseling, Inc.	IN	30-0358493	LifeSolutions Counseling Associates, P.C.	IN	26-3292877
KS Pharm, LLC	TX	84-2355006	March Vision Care Group, Incorporated	CA	95-4874334
KS SC, LLC	TX	84-2241460	March Vision Care IPA, Inc.	NY	27-3115058
Landmark Medical of Arkansas, P.A.	AR	85-0997438	March Vision Care of Texas, Inc.	TX	45-4227915
Landmark Medical of California, PC	CA	47-4553619	MAT-RX DEVELOPMENT, L.L.C.	TX	43-1967820
Landmark Medical of Connecticut, PC	CT	83-2295301	Mat-Rx Fort Worth GP, L.L.C.	TX	35-2262695
Landmark Medical of Florida, P.A.	FL	85-0838149	ME Urgent Care Nebraska, Inc.	NE	81-0936574
Landmark Medical of Idaho, PC	ID	92-0496439	MedExpress Employed Services, Inc.	DE	81-1265129
Landmark Medical of Kansas, P.A.	KS	82-4633545	MedExpress Primary Care Arizona, P.C.	AZ	81-4550969
Landmark Medical of Kentucky, PSC	KY	82-4881602	MedExpress Primary Care Arkansas, P.A.	AR	84-4234388
Landmark Medical of Louisiana, a Professional Corporation	LA	82-4881732	MedExpress Primary Care Kansas, P.A.	KS	81-4605885
Landmark Medical of Massachusetts, PLLC	MA	81-5364097	MedExpress Primary Care Maryland, P.C.	MD	82-3384324
Landmark Medical of Michigan, P.C.	MI	86-3599871	MedExpress Primary Care Massachusetts, P.C.	MA	82-1096099
Landmark Medical of Mississippi, P.C.	MS	82-5084178	MedExpress Primary Care Minnesota P.C.	MN	81-4396738
Landmark Medical of Missouri, P.C.	MO	82-4857713	MedExpress Primary Care Oklahoma, P.C.	OK	83-1077265
Landmark Medical of New Hampshire, P.C.	NH	85-1174070	MedExpress Primary Care South Carolina, P.C.	SC	83-0764858
Landmark Medical of North Carolina, P.C.	NC	82-4256752	MedExpress Primary Care Texas, P.A.	TX	84-2500750
Landmark Medical of Ohio, Professional Corporation	OH	82-4864947	MedExpress Primary Care Virginia, P.C.	VA	82-3395792

SCHEDULE Y – INFORMATION CONCERNING ACTIVITIES OF INSURER MEMBERS OF A HOLDING COMPANY GROUP

PART 1 – ORGANIZATIONAL CHART

Beneficially Owned Legal Entities

Entity Name	Juris.	Federal Tax ID	Entity Name	Juris.	Federal Tax ID
MedExpress Primary Care West Virginia, Inc.	WV	82-4401181	Mental Health Resources, PLLC	TN	62-1396317
MedExpress Primary Care Wisconsin, S.C.	WI	81-4563448	MH Physician Three Holdco, a Medical Corporation	CA	27-4691544
MedExpress Urgent Care – New Jersey, P.C.	NJ	45-5388778	MHCH, Inc.	CA	80-0507474
MedExpress Urgent Care - Northern New Jersey PC	NJ	83-2089623	MHIPA Physician Two Holdco, a Medical Corporation	CA	27-4691508
MedExpress Urgent Care Arizona, P.C.	AZ	81-4030280	Mindscapes Counseling, PLLC	CT	47-2117693
MedExpress Urgent Care Arkansas, P.A.	AR	46-4348120	Mobile Medical Services of New Jersey, PC	NJ	81-2977678
MedExpress Urgent Care California, P.C.	CA	82-0930142	Mobile Medical Services, P.C.	NY	30-0445773
MedExpress Urgent Care Connecticut, P.C.	CT	81-1956812	Monarch Health Plan, Inc.	CA	22-3935634
MedExpress Urgent Care Idaho, P.C.	ID	82-1135336	Monarch HealthCare, A Medical Group, Inc.	CA	33-0587660
MedExpress Urgent Care Illinois, P.C.	IL	47-4308614	NAMM Medical Group Holdings, Inc.	CA	56-2627070
MedExpress Urgent Care Iowa, P.C.	IA	81-5353472	NC Center For Resiliency, PLLC	NC	47-2693055
MedExpress Urgent Care Kansas, P.A.	KS	47-1919283	New Perspectives Center for Counseling & Therapy, L.L.C.	OR	93-1173779
MedExpress Urgent Care Minnesota P.C.	MN	81-1125396	New York Licensed Clinical Social Work, P.C.	NY	86-3891057
MedExpress Urgent Care Missouri P.C.	MO	47-3132625	Northern California Physicians Network, Inc., a Professional Corporation	CA	81-1573604
MedExpress Urgent Care North Carolina, P.C.	NC	81-5138747	Northlight Counseling Associates, Inc.	AZ	86-0646417
MedExpress Urgent Care Oregon, P.C.	OR	82-1919436	Northwest Medical Group Alliance, LLC	WA	91-1699944
MedExpress Urgent Care Rhode Island, P.C.	RI	81-5362765	NPN IPA Washington, PLLC	WA	61-1855159
MedExpress Urgent Care South Carolina, P.C.	SC	81-5380706	Oakland Psychological Clinic, P.C.	MI	38-2481929
MedExpress Urgent Care Texas, P.A.	TX	47-5147441	OHR Physician Group, P.C.	OR	93-0979031
MedExpress Urgent Care Washington, P.C.	WA	82-2443118	Optum Behavioral Care of California, P.C.	CA	84-4887072
MedExpress Urgent Care Wisconsin, S.C.	WI	81-4281678	Optum Behavioral Care of Colorado, P.C.	CO	93-2952612
MedExpress Urgent Care, Inc. – West Virginia	WV	26-4546400	Optum Behavioral Care of Connecticut, P.C.	CT	93-2339326
MedExpress Urgent Care, P.C. – Georgia	GA	47-1804667	Optum Behavioral Care of Kansas, P.A.	KS	93-3404672
MedExpress Urgent Care, P.C. – Indiana	IN	90-0929572	Optum Behavioral Care of New Jersey, P.C.	NJ	85-0666386
MedExpress Urgent Care, P.C. – Maryland	MD	45-3461101	Optum Behavioral Care of North Carolina, P.C.	NC	85-1959641
MedExpress Urgent Care, P.C. – Massachusetts	MA	47-1857908	Optum Behavioral Care of Texas, P.A.	TX	84-3152209
MedExpress Urgent Care, P.C. – Michigan	MI	46-4793937	Optum Clinic, P.A.	TX	75-2778455
MedExpress Urgent Care, P.C. – Oklahoma	OK	47-1824365	Optum Everycare, P.C.	#N/A	66-1026448
MedExpress Urgent Care, P.C. – Pennsylvania	PA	26-3750502	Optum Medical Care of New Jersey, P.C.	NJ	22-3624559
MedExpress Urgent Care, P.C. – Tennessee	TN	45-4973138	Optum Medical Care, P.C.	NY	13-3544120
MedExpress Urgent Care, P.C. – Virginia	VA	45-3123110	Optum Medical Group (Rhodes), P.C.	NV	88-0310956
MedExpress Urgent Care, P.S.C. - Kentucky	KY	83-1565124	Optum Medical Group II (Rhodes), P.C.	NV	86-0857176
MedExpress, Inc. – Delaware	DE	45-5436856	Optum Medical Group, P.A.	KS	46-2662506

SCHEDULE Y – INFORMATION CONCERNING ACTIVITIES OF INSURER MEMBERS OF A HOLDING COMPANY GROUP

PART 1 – ORGANIZATIONAL CHART

Beneficially Owned Legal Entities

Entity Name	Juris.	Federal Tax ID	Entity Name	Juris.	Federal Tax ID
Optum Medical Services of California, P.C.	CA	30-0826311	Refresh Canopy Cove, Inc.	CA	82-3603285
Optum Medical Services of Colorado, P.C.	CO	45-5424191	Refresh Connecticut, PLLC	FL	84-2663780
Optum Medical Services, P.C.	NC	45-3866363	Refresh Evolve, LLC	CT	83-4507157
Optum Urgent Care, PLLC	NY	46-1883579	Refresh In-Home Counseling LLC	WI	82-5351068
OptumCare Portland, LLC	OR	93-1306308	Refresh Pennsylvania, LLC	IL	84-1756547
Oregon Healthcare Resources, LLC	OR	27-3674492	Reliant Medical Group The Endoscopy Center, LLC	PA	20-5251393
Peninsula Psychological Center, Inc., P.S.	WA	91-1885912	Reliant Medical Group, Inc.	MA	04-2472266
Perspectives of Troy, P.C.	MI	38-2592367	RICBT, Inc.	MA	33-0999953
Physician Partners Medical Group, Inc.	CA	30-0516435	Riverside Community Healthplan Medical Group, Inc.	RI	33-0055097
Physician United PLLC	AZ	84-3476733	Riverside Electronic Healthcare Resources, Inc.	CA	20-3420379
Physicians Medical Group of San Jose, Inc.	CA	94-2722082	Saad A. Shakir, M.D., Inc.	CA	77-0398259
Physicians Medical Holdings	CA	86-2631012	Saddleback Medical Group, Inc.	CA	33-0571462
Pilot Holdings, P.C.	CA	87-3931756	San Bernardino Medical Group, Inc.	CA	95-3088615
Pinnacle Medical Group, Inc.	CA	33-0795271	Sanvello Behavioral Health Services, P.A.	CA	84-1754732
Polyclinic Holdings, P.C.	WA	83-3042027	Saris Counseling, LLC	DE	n/a
POLYCLINIC MANAGEMENT SERVICES COMPANY, LLC	WA	46-0508606	Seattle Psychology, P.L.L.C.	WI	46-3238571
Primary Care Associated Medical Group, Inc.	CA	33-0527335	SecureMD Professionals - California, PC	WA	46-3057015
ProHEALTH Ambulatory Surgery Center, Inc.	NY	11-3447394	Serenity Family and Psychological Counseling Center, P.C.	CA	45-3802527
ProHEALTH Care Associates of New Jersey LLP	NJ	47-5656253	Shark Holdings, P.C.	CA	87-3142148
ProHEALTH Care Associates, L.L.P.	NY	11-3355604	Sherman Counseling Management, S.C.	CA	47-5082677
ProHEALTH Medical NY, P.C.	NY	47-1388406	Silicon Valley TMS of Monterey Bay, GP	WI	81-3200297
ProHealth Physicians, P.C.	CT	06-1469068	Southwest Internal Medicine Group, Roberto Ruiz, M.D., PLLC	CA	86-0516447
ProHEALTH Urgent Care Medicine of New Jersey LLP	NJ	47-5661535	Spring Behavioral Health of New Jersey, LLC	AZ	82-3087236
Prospero Health Partners Florida, Inc.	FL	85-0775386	Springfield Psychological, P.C.	NJ	23-2833266
Prospero Health Partners New York, P.C.	NY	82-2400620	Surgical Eye Experts, LLC	PA	65-1321064
Prospero Health Partners North Carolina, P.C.	NC	84-4569314	Surprise Health Center, PLLC	MA	86-1047772
Prospero Health Partners, P.C.	MN	84-3234753	Susan Albright P.L.C.	AZ	20-5176158
Prospero Medical Services New Jersey, P.C.	NJ	84-3844362	Talbert Medical Group, P.C.	AZ	93-1172065
Psychiatry Services of New York, P.C.	FL	85-0921665	The Everett Clinic, PLLC	CA	91-0214500
Psychiatry Specialists, S.C.	NY	27-3409538	The Polyclinic, PLLC	WA	91-0369070
Psychological Healthcare, PLLC	IL	16-1484552	The Potter's House Family & Children Treatment Center, LLC	WA	20-8357849
Red Oak Counseling, Ltd.	NY	20-0785644	The Tabor Therapy Group, Inc.	GA	46-5461304
Redlands Family Practice Medical Group, Inc.	WI	56-2627067	Triangle Counseling Agency, Inc.	IL	26-2552129

SCHEDULE Y – INFORMATION CONCERNING ACTIVITIES OF INSURER MEMBERS OF A HOLDING COMPANY GROUP
PART 1 – ORGANIZATIONAL CHART

Beneficially Owned Legal Entities

Entity Name	Juris.	Federal Tax ID
USMD Diagnostic Services, LLC	NC	27-2803133
USMD Hospital at Arlington, L.P.	TX	73-1662763
USMD Hospital at Fort Worth, L.P.	TX	20-3571243
USMD of Arlington GP, L.L.C.	TX	73-1662757
Vitucci, LCSW, P.C.	IL	85-1453387
Warner Family Practice, P.C.	AZ	86-0462952
Waypoint Minnesota PC	MN	46-2854394
WellMed Florida Medicare ACO, LLC	TX	84-2233329
WellMed Florida Services, PLLC	TX	45-2158334
WellMed Foundation Medicare ACO, LLC.	TX	84-2193803
WellMed Greater Texas Medicare ACO, LLC	TX	84-2178104
WellMed Medical Group, P.A.	TX	74-2574229
WellMed MSSP ACO, LLC	TX	84-2219968
WellMed Network Medicare ACO, LLC	TX	84-2204650
WellMed Network of Florida, Inc.	TX	35-2314192
WellMed Networks - DFW, Inc.	TX	41-2250215
WellMed Networks, Inc.	TX	74-2889447
WellMed of Las Cruces, Inc.	TX	92-0183013
XLHome Michigan, P.C.	MI	46-3537245
XLHome Northeast, P.C.	NJ	45-5530241
XLHome Oklahoma, Inc.	OK	46-2931689
XLHome, P.C.	MD	27-3543997

SCHEDULE Y – INFORMATION CONCERNING ACTIVITIES OF INSURER MEMBERS OF A HOLDING COMPANY GROUP
PART 1 – ORGANIZATIONAL CHART

Organizational Chart Footnotes

- (1) Entity is owned in full or in part by a UnitedHealth Group Incorporated friendly physician.
- (2) Control of the Foundation is based on sole membership, not the ownership of voting securities.
- (3) The remaining percentage is owned either by a non-affiliated entity, outside investor(s), current/former company officer(s), or third party shareholder(s).
- (4) The minority percentage is owned by one or more affiliated UnitedHealth Group Incorporated subsidiaries. Voting rights do vary.
- (5) No information of the other shareholder(s) has been provided
- (6) General partnership interests are held by United HealthCare Services, Inc. (89.77%) and by UnitedHealthcare, Inc. (10.23%). United HealthCare Services, Inc. also holds 100% of the limited partnership interests. When combining general and limited partner interests, United HealthCare Services, Inc. owns 94.18% and UnitedHealthcare, Inc. owns 5.83%.
- (7) Branch offices in Iraq and Uganda.
- (8) H&W Indemnity (SPC), Ltd. is an exempted segregated portfolio company organized under the laws of the Cayman Islands and holds a Cayman insurance license.
- (9) Registered as a foreign shareholder in Brazil.
- (10) Open
- (11) Polar II Fundo de Investimento em Participações is a Brazilian private equity investment fund incorporated in the form of a closed-end condominium.
- (12) N/A
- (13) Entity has a representative office in Beijing, China.
- (14) Open
- (15) Registered branch in the United Kingdom.
- (16) Open
- (17) Entity is not directly owned by the parent. However, the parent does have a viable economic interest as well as control over the entity through contractual agreements.

ANNUAL STATEMENT FOR THE YEAR 2023 OF THE UnitedHealthcare Plan of the River Valley, Inc.

SCHEDULE Y

PART 1A - DETAIL OF INSURANCE HOLDING COMPANY SYSTEM

1	2	3	4	5	6	7	8	9	10	11	12	13	14	15	16
Group Code	Group Name	NAIC Company Code	ID Number	Federal RSSD	CIK	Name of Securities Exchange if Publicly Traded (U.S. or International)	Names of Parent, Subsidiaries Or Affiliates	Domi-ciliary Location	Relation-ship to Reporting Entity	Directly Controlled by (Name of Entity/Person)	Type of Control (Ownership, Board, Management, Attorney-in-Fact, Influence, Other)	If Control is Ownership Provide Percentage	Ultimate Controlling Entity(ies)/Person(s)	Is an SCA Filing Re-quired? (Yes/No)	*
		00000	98-1308130				1070715 B.C. Unlimited Liability Company	..CAN.....	..NIA.....	OptumRx Group Holdings, Inc.	Ownership.....	100.000	UnitedHealth Group Incorporated	..NO.....	
		00000	20-2904092				1st Avenue Pharmacy, Inc.	..WA.....	..NIA.....	Genoa Healthcare LLC	Ownership.....	100.000	UnitedHealth Group Incorporated	..NO.....	
		00000	27-2624551				310 Canyon Medical, LLC	..CA.....	..NIA.....	Monarch Management Services, Inc.	Ownership.....	100.000	UnitedHealth Group Incorporated	..NO.....	
		00000	45-2402948				4C Medical Group, PLC	..AZ.....	..NIA.....	Greater Phoenix Collaborative Care, P.C.	Ownership.....	100.000	UnitedHealth Group Incorporated	..NO.....	1
		00000	84-1900997				4C MSO LLC	..DE.....	..NIA.....	Collaborative Care Holdings, LLC	Ownership.....	70.000	UnitedHealth Group Incorporated	..NO.....	
		00000	35-2607738				5995 Minnetonka, LLC	..DE.....	..NIA.....	UnitedHealthcare Insurance Company	Ownership.....	100.000	UnitedHealth Group Incorporated	..NO.....	
		00000	41-2174802				A Better Way Therapy, L.L.C.	..NE.....	..NIA.....	Refresh Mental Health, Inc.	Ownership.....	100.000	UnitedHealth Group Incorporated	..NO.....	
		00000	22-3149900				A.G. Dikengil, Inc.	..NJ.....	..NIA.....	Optum Medical Care of New Jersey, P.C.	OWNERSHIP	100.000	UnitedHealth Group Incorporated	..NO.....	1
		00000					A+ Learning and Development Centers LLC	..OH.....	..NIA.....	OhioSolutions.org LLC	OWNERSHIP	100.000	UnitedHealth Group Incorporated	..NO.....	
		00000	72-1187363				AAA Home Health, Inc.	..LA.....	..NIA.....	Louisiana Health Care Group, L.L.C.	OWNERSHIP	100.000	UnitedHealth Group Incorporated	..NO.....	
		00000	64-0917990				Able Home Health, Inc.	..MS.....	..NIA.....	Mississippi Health Care Group, LLC	OWNERSHIP	50.000	UnitedHealth Group Incorporated	..NO.....	
		00000	64-0917741				Able Home Health, Inc.	..AL.....	..NIA.....	Alabama Health Care Group, LLC	OWNERSHIP	50.000	UnitedHealth Group Incorporated	..NO.....	
		00000	85-4328419				AbleTo Behavioral Health Services of Michigan, P.C.	..MI.....	..NIA.....	Physician(s) Owned	INFLUENCE	0.000	UnitedHealth Group Incorporated	..NO.....	1
		00000	85-4306375				AbleTo Behavioral Health Services of New Jersey, P.C.	..NJ.....	..NIA.....	Physician(s) Owned	INFLUENCE	0.000	UnitedHealth Group Incorporated	..NO.....	1
		00000	47-5519672				AbleTo Behavioral Health Services, PC	..CT.....	..NIA.....	Physician(s) Owned	INFLUENCE	0.000	UnitedHealth Group Incorporated	..NO.....	1
		00000	85-0739865				AbleTo Licensed Clinical Social Worker Services, P.C.	..CA.....	..NIA.....	Physician(s) Owned	INFLUENCE	0.000	UnitedHealth Group Incorporated	..NO.....	1
		00000	88-2290313				AbleTo Psychiatry Health Services, P.C.	..MA.....	..NIA.....	Physician(s) Owned	INFLUENCE	0.000	UnitedHealth Group Incorporated	..NO.....	1
		00000	46-2468224				AbleTo, Inc.	..DE.....	..NIA.....	Avery Parent Holdings, Inc.	OWNERSHIP	100.000	UnitedHealth Group Incorporated	..NO.....	
		00000	71-0917929				Acadian Home Health Care Services, L.L.C.	..LA.....	..NIA.....	Louisiana Health Care Group, L.L.C.	OWNERSHIP	100.000	UnitedHealth Group Incorporated	..NO.....	
		00000	46-1076268				Acadian HomeCare of New Iberia, LLC	..LA.....	..NIA.....	Louisiana Health Care Group, L.L.C.	OWNERSHIP	75.000	UnitedHealth Group Incorporated	..NO.....	
		00000	71-0917930				Acadian HomeCare, L.L.C.	..LA.....	..NIA.....	Louisiana Health Care Group, L.L.C.	OWNERSHIP	67.000	UnitedHealth Group Incorporated	..NO.....	
		00000	81-0789869				Acadian Physical Therapy Services, LLC	..LA.....	..NIA.....	LHC Group, Inc.	OWNERSHIP	100.000	UnitedHealth Group Incorporated	..NO.....	
		00000	85-0718804				Access Holding Company, LLC	..NJ.....	..NIA.....	PE New Jersey Holdco, LLC	OWNERSHIP	43.470	UnitedHealth Group Incorporated	..NO.....	2
		00000	27-1366872				Access Hospice, LLC	..MO.....	..NIA.....	Missouri Health Care Group, LLC	OWNERSHIP	100.000	UnitedHealth Group Incorporated	..NO.....	
		00000	26-3329157				Accurate Rx Pharmacy Consulting, LLC	..MO.....	..NIA.....	Diplomat Pharmacy, Inc.	OWNERSHIP	100.000	UnitedHealth Group Incorporated	..NO.....	
		00000					AccuReg Holdings, LLC	..DE.....	..NIA.....	Optum360, LLC	OWNERSHIP	100.000	UnitedHealth Group Incorporated	..NO.....	
		00000	83-3200462				AChC ACO, LLC	..KY.....	..NIA.....	LHC Group, Inc.	OWNERSHIP	100.000	UnitedHealth Group Incorporated	..NO.....	
		00000	41-1913523				ACN Group IPA of New York, Inc.	..NY.....	..NIA.....	OptumHealth Care Solutions, LLC	OWNERSHIP	100.000	UnitedHealth Group Incorporated	..NO.....	
		00000	27-0015861				ACN Group of California, Inc.	..CA.....	..IA.....	OptumHealth Care Solutions, LLC	OWNERSHIP	100.000	UnitedHealth Group Incorporated	..NO.....	
		00000	47-4049515				ACO Clinical Partners, LLC	..KY.....	..NIA.....	Imperium Health Management, LLC	OWNERSHIP	100.000	UnitedHealth Group Incorporated	..NO.....	
		00000	98-1446128				Administradora Clínica La Colina S.A.S.	..COL.....	..NIA.....	CDC Holdings Colombia S.A.S.	OWNERSHIP	50.000	UnitedHealth Group Incorporated	..NO.....	
		00000	98-1446128				Administradora Clínica La Colina S.A.S.	..COL.....	..NIA.....	Banmedica Internacional SpA	OWNERSHIP	50.000	UnitedHealth Group Incorporated	..NO.....	
		00000	98-1446125				Administradora Country S.A.S.	..COL.....	..NIA.....	Banmedica Internacional SpA	OWNERSHIP	50.000	UnitedHealth Group Incorporated	..NO.....	
		00000	98-1446125				Administradora Country S.A.S.	..COL.....	..NIA.....	CDC Holdings Colombia S.A.S.	OWNERSHIP	50.000	UnitedHealth Group Incorporated	..NO.....	
		00000	98-1451601				Administradora Médica Centromed S.A.	..CHL.....	..NIA.....	Vida Integra S.p.A.	OWNERSHIP	76.750	UnitedHealth Group Incorporated	..NO.....	
		00000	06-1207175				Adult Day Care of America, Inc.	..DE.....	..NIA.....	Almost Family, Inc.	OWNERSHIP	100.000	UnitedHealth Group Incorporated	..NO.....	
		00000					Advanced Care House Calls of Alabama, LLC	..AL.....	..NIA.....	Alabama Health Care Group, LLC	OWNERSHIP	100.000	UnitedHealth Group Incorporated	..NO.....	
		00000					Advanced Care House Calls of California, LLC	..CA.....	..NIA.....	California Health Care Group, LLC	OWNERSHIP	100.000	UnitedHealth Group Incorporated	..NO.....	
		00000					Advanced Care House Calls of Colorado, LLC	..CO.....	..NIA.....	Colorado Health Care Group, LLC	OWNERSHIP	100.000	UnitedHealth Group Incorporated	..NO.....	
		00000					Advanced Care House Calls of Connecticut, LLC	..CT.....	..NIA.....	Connecticut Health Care Group Holdings, LLC	OWNERSHIP	100.000	UnitedHealth Group Incorporated	..NO.....	
		00000	30-1111990				Advanced Care House Calls of Florida, LLC	..FL.....	..NIA.....	LHC Health Care Group of Florida, LLC	OWNERSHIP	100.000	UnitedHealth Group Incorporated	..NO.....	
		00000					Advanced Care House Calls of Georgia, LLC	..GA.....	..NIA.....	Georgia Health Care Group, L.L.C.	OWNERSHIP	100.000	UnitedHealth Group Incorporated	..NO.....	
		00000					Advanced Care House Calls of Idaho, LLC	..ID.....	..NIA.....	Idaho Health Care Group, LLC	OWNERSHIP	100.000	UnitedHealth Group Incorporated	..NO.....	
		00000					Advanced Care House Calls of Illinois, LLC	..IL.....	..NIA.....	Illinois Health Care Group, LLC	OWNERSHIP	100.000	UnitedHealth Group Incorporated	..NO.....	

ANNUAL STATEMENT FOR THE YEAR 2023 OF THE UnitedHealthcare Plan of the River Valley, Inc.

SCHEDULE Y
PART 1A - DETAIL OF INSURANCE HOLDING COMPANY SYSTEM

1	2	3	4	5	6	7	8	9	10	11	12	13	14	15	16
Group Code	Group Name	NAIC Company Code	ID Number	Federal RSSD	CIK	Name of Securities Exchange if Publicly Traded (U.S. or International)	Names of Parent, Subsidiaries Or Affiliates	Domiciliary Location	Relationship to Reporting Entity	Directly Controlled by (Name of Entity/Person)	Type of Control (Ownership, Board, Management, Attorney-in-Fact, Influence, Other)	If Control is Ownership Provide Percentage	Ultimate Controlling Entity(ies)/Person(s)	Is an SCA Filing Required? (Yes/No)	*
		00000					Advanced Care House Calls of Maryland, LLC MD NIA ..	Maryland Health Care Group, LLC	OWNERSHIP	100.000	UnitedHealth Group Incorporated NO ..	
		00000	83-2914026				Advanced Care House Calls of Massachusetts, LLC MA NIA ..	Massachusetts Health Care Group, LLC	OWNERSHIP	100.000	UnitedHealth Group Incorporated NO ..	
		00000					LHC Home Health Care Group of Michigan, LLC MI NIA	OWNERSHIP	100.000	UnitedHealth Group Incorporated NO ..	
		00000	84-4014730				Advanced Care House Calls of Michigan, LLC MI NIA	OWNERSHIP	100.000	UnitedHealth Group Incorporated NO ..	
		00000					Advanced Care House Calls of Mississippi, LLC MS NIA ..	Mississippi Health Care Group, LLC	OWNERSHIP	100.000	UnitedHealth Group Incorporated NO ..	
		00000	83-4514991				Advanced Care House Calls of New Hampshire, LLC NH NIA ..	New Hampshire Health Care Group, LLC	OWNERSHIP	100.000	UnitedHealth Group Incorporated NO ..	
		00000					Advanced Care House Calls of New Mexico, LLC NM NIA ..	New Mexico Health Care Group, LLC	OWNERSHIP	100.000	UnitedHealth Group Incorporated NO ..	
		00000					Advanced Care House Calls of Oregon, LLC OR NIA ..	Oregon Health Care Group, LLC	OWNERSHIP	100.000	UnitedHealth Group Incorporated NO ..	
		00000					Advanced Care House Calls of Pennsylvania, LLC PA NIA ..	Pennsylvania Health Care Group Holdings, LLC	OWNERSHIP	100.000	UnitedHealth Group Incorporated NO ..	
		00000					Advanced Care House Calls of Rhode Island, LLC RI NIA ..	Rhode Island Health Care Group, LLC	OWNERSHIP	100.000	UnitedHealth Group Incorporated NO ..	
		00000					Advanced Care House Calls of South Carolina, LLC SC NIA ..	South Carolina Health Care Group, LLC	OWNERSHIP	100.000	UnitedHealth Group Incorporated NO ..	
		00000					Advanced Care House Calls of Tennessee, LLC TN NIA ..	Tennessee Health Care Group, LLC	OWNERSHIP	100.000	UnitedHealth Group Incorporated NO ..	
		00000					Advanced Care House Calls of Texas, LLC TX NIA ..	Texas Health Care Group, L.L.C.	OWNERSHIP	100.000	UnitedHealth Group Incorporated NO ..	
		00000					Advanced Care House Calls of Virginia, LLC VA NIA ..	Virginia Health Care Group, LLC	OWNERSHIP	100.000	UnitedHealth Group Incorporated NO ..	
		00000					Advanced Care House Calls of Washington, LLC WA NIA ..	Washington Health Care Group, LLC	OWNERSHIP	100.000	UnitedHealth Group Incorporated NO ..	
		00000					Advanced Care House Calls of Wisconsin, LLC WI NIA ..	Wisconsin Health Care Group, LLC	OWNERSHIP	100.000	UnitedHealth Group Incorporated NO ..	
		00000	86-3179032				Advanced Clinical Partners, LLC KY NIA ..	Imperium Health Management, LLC	OWNERSHIP	100.000	UnitedHealth Group Incorporated NO ..	
		00000	26-1666243				Advanced Geriatric Education & Consulting, LLC OH NIA ..	Black Stone Operations, LLC	OWNERSHIP	100.000	UnitedHealth Group Incorporated NO ..	
		00000	88-3995538				Advanced Surgery Center of Carlsbad, LLC CA NIA ..	SCA-Carlsbad Holdings, LLC	OWNERSHIP	100.000	UnitedHealth Group Incorporated NO ..	
		00000	20-1310827				Advanced Surgery Center of Clifton, LLC NJ NIA ..	Endoscopy Center Affiliates, Inc.	OWNERSHIP	1.000	UnitedHealth Group Incorporated NO ..	
		00000	20-1310827				Advanced Surgery Center of Clifton, LLC NJ NIA ..	SCA Clifton, LLC	OWNERSHIP	99.000	UnitedHealth Group Incorporated NO ..	
		00000	47-5144859				Advanced Surgical Center, LLC TX NIA ..	SCA Duncanville Holdings, LLC	OWNERSHIP	51.000	UnitedHealth Group Incorporated NO ..	
		00000	26-4093335				Advanced Surgical Hospital, LLC PA NIA ..	SCA Southwestern PA, LLC	OWNERSHIP	55.624	UnitedHealth Group Incorporated NO ..	
		00000	26-3209183				Advocate Therapy Associates, LLC OK NIA ..	Refresh Mental Health, Inc.	OWNERSHIP	100.000	UnitedHealth Group Incorporated NO ..	
		00000	47-5337115				Advocate Condell Ambulatory Surgery Center, LLC IL NIA ..	Advocate-SCA Partners, LLC	OWNERSHIP	51.000	UnitedHealth Group Incorporated NO ..	
		00000	36-4437931				Advocate Southwest Ambulatory Surgery Center, LLC IL NIA ..	Advocate-SCA Partners, LLC	OWNERSHIP	57.500	UnitedHealth Group Incorporated NO ..	
		00000	47-4012497				Advocate-SCA Partners, LLC DE NIA ..	SCA-Illinois, LLC	OWNERSHIP	51.000	UnitedHealth Group Incorporated NO ..	
		00000	61-1464714				Aesthetic Plastic Surgery Institute of Louisville, LLC KY NIA ..	SCA Louisville, LLC	OWNERSHIP	55.000	UnitedHealth Group Incorporated NO ..	
		00000	26-3287805				AF-CH-HH, LLC DE NIA ..	National Health Industries, Inc.	OWNERSHIP	80.000	UnitedHealth Group Incorporated NO ..	
		00000	26-2866404				AFAM Acquisition, LLC KY NIA ..	Almost Family, Inc.	OWNERSHIP	100.000	UnitedHealth Group Incorporated NO ..	
		00000	85-3047540				AFAM Holding Co II, LLC DE NIA ..	National Health Industries, Inc.	OWNERSHIP	80.000	UnitedHealth Group Incorporated NO ..	
		00000	85-3047540				AFAM Holding Co II, LLC DE NIA ..	AFAM Sub I, LLC	OWNERSHIP	20.000	UnitedHealth Group Incorporated NO ..	
		00000	86-3137505				AFAM Holding Co III, LLC DE NIA ..	AFAM Sub I, LLC	OWNERSHIP	20.000	UnitedHealth Group Incorporated NO ..	
		00000	86-3137505				AFAM Holding Co III, LLC DE NIA ..	National Health Industries, Inc.	OWNERSHIP	80.000	UnitedHealth Group Incorporated NO ..	
		00000	92-2908587				AFAM Holding Co IV, LLC OK NIA ..	AFAM Sub I, LLC	OWNERSHIP	20.000	UnitedHealth Group Incorporated NO ..	
		00000	92-2908587				AFAM Holding Co IV, LLC OK NIA ..	National Health Industries, Inc.	OWNERSHIP	80.000	UnitedHealth Group Incorporated NO ..	
		00000	93-2670946				AFAM Holding Co V, LLC DE NIA ..	AFAM Sub I, LLC	OWNERSHIP	20.000	UnitedHealth Group Incorporated NO ..	
		00000	93-2670946				AFAM Holding Co V, LLC DE NIA ..	National Health Industries, Inc.	OWNERSHIP	80.000	UnitedHealth Group Incorporated NO ..	
		00000	83-3778238				AFAM Holding Co, LLC DE NIA ..	AFAM Sub I, LLC	OWNERSHIP	20.000	UnitedHealth Group Incorporated NO ..	

ANNUAL STATEMENT FOR THE YEAR 2023 OF THE UnitedHealthcare Plan of the River Valley, Inc.

SCHEDULE Y
PART 1A - DETAIL OF INSURANCE HOLDING COMPANY SYSTEM

1	2	3	4	5	6	7	8	9	10	11	12	13	14	15	16
Group Code	Group Name	NAIC Company Code	ID Number	Federal RSSD	CIK	Name of Securities Exchange if Publicly Traded (U.S. or International)	Names of Parent, Subsidiaries Or Affiliates	Domiciliary Location	Relationship to Reporting Entity	Directly Controlled by (Name of Entity/Person)	Type of Control (Ownership, Board, Management, Attorney-in-Fact, Influence, Other)	If Control is Ownership Provide Percentage	Ultimate Controlling Entity(ies)/Person(s)	Is an SCA Filing Required? (Yes/No)	*
		00000	83-3778238				AFAM Holding Co, LLC	DE	NIA	National Health Industries, Inc.	OWNERSHIP	80.000	UnitedHealth Group Incorporated	NO	
		00000	83-3778263				AFAM Sub I, LLC	DE	NIA	Almost Family, Inc.	OWNERSHIP	100.000	UnitedHealth Group Incorporated	NO	
		00000	46-1494814				Affirmations Psychological Services, LLC	OH	NIA	Refresh Mental Health, Inc.	OWNERSHIP	100.000	UnitedHealth Group Incorporated	NO	
		00000	68-0566178				AHCG Management, LLC	AR	NIA	LHC Group, Inc.	OWNERSHIP	100.000	UnitedHealth Group Incorporated	NO	
		00000	45-4171713				AHN Accountable Care Organization, LLC	IN	NIA	American Health Network of Indiana, LLC	OWNERSHIP	100.000	UnitedHealth Group Incorporated	NO	1
		00000	35-2109566				AHN Central Services, LLC	IN	NIA	AHN Target Holdings, LLC	OWNERSHIP	100.000	UnitedHealth Group Incorporated	NO	
		00000	35-2582899				AHN Target Holdings, LLC	DE	NIA	Collaborative Care Holdings, LLC	OWNERSHIP	80.100	UnitedHealth Group Incorporated	NO	
		00000	85-4033891				AHP CHS Holdings LLC	DE	NIA	United HealthCare Services, Inc.	OWNERSHIP	100.000	UnitedHealth Group Incorporated	NO	
		00000	11-3729620				Alabama Health Care Group, LLC	AL	NIA	LHC Group, Inc.	OWNERSHIP	100.000	UnitedHealth Group Incorporated	NO	
		00000	27-2755453				Alabama Homecare of Montgomery, LLC	AL	NIA	Alabama Health Care Group, LLC	OWNERSHIP	100.000	UnitedHealth Group Incorporated	NO	
		00000	88-2854407				Alabama Physical Therapy Services of Birmingham, LLC	AL	NIA	Alabama Health Care Group, LLC	OWNERSHIP	100.000	UnitedHealth Group Incorporated	NO	
		00000	85-4022834				Alaska Health Care Group, LLC	AK	NIA	LHC Group, Inc.	OWNERSHIP	100.000	UnitedHealth Group Incorporated	NO	
		00000	66-3477124				Aleph Psychological Services, Inc.	CA	NIA	Physician(s) Owned	INFLUENCE	0.000	UnitedHealth Group Incorporated	NO	1
		00000	98-1447435				Aliansalud Entidad Promotora de Salud S.A.	COL	NIA	Constructora Inmobiliaria Magapoq S.A.	OWNERSHIP	0.000	UnitedHealth Group Incorporated	NO	
		00000	98-1447435				Aliansalud Entidad Promotora de Salud S.A.	COL	NIA	Banmedica S.A.	OWNERSHIP	76.290	UnitedHealth Group Incorporated	NO	
.0707	UnitedHealth Group Incorporated	82406	35-1665915				All Savers Insurance Company	IN	IA	Golden Rule Financial Corporation	OWNERSHIP	100.000	UnitedHealth Group Incorporated	NO	
							All Savers Life Insurance Company of California	CA	IA	Golden Rule Financial Corporation	OWNERSHIP	100.000	UnitedHealth Group Incorporated	NO	
.0707	UnitedHealth Group Incorporated	73130	35-1744596				Alliance Surgical Center, LLC	FL	NIA	Endoscopy Center Affiliates, Inc.	OWNERSHIP	12.500	UnitedHealth Group Incorporated	NO	2
		00000	27-1367127				Alliance Surgical Center, LLC	FL	NIA	SCA-Alliance, LLC	OWNERSHIP	51.000	UnitedHealth Group Incorporated	NO	2
		00000	27-1367127				Allina Health Heart and Vascular Surgery Center, LLC	MIN	NIA	WestHealth JV Holdings, LLC	OWNERSHIP	51.000	UnitedHealth Group Incorporated	NO	2
		00000	87-2158427				Allina Health Surgery Center - Brooklyn Park, LLC	MIN	NIA	WestHealth JV Holdings, LLC	OWNERSHIP	53.000	UnitedHealth Group Incorporated	NO	2
		00000	87-1746250				Allina Health Surgery Center - Lakeville, LLC	MIN	NIA	WestHealth JV Holdings, LLC	OWNERSHIP	51.000	UnitedHealth Group Incorporated	NO	
		00000	88-3732480				Allina Health Surgery Center - Vadnais Heights, LLC	MIN	NIA	WestHealth JV Holdings, LLC	OWNERSHIP	51.000	UnitedHealth Group Incorporated	NO	
		00000	88-2406421				Almost Family ACO Services of Kentucky, LLC	KY	NIA	National Health Industries, Inc.	OWNERSHIP	100.000	UnitedHealth Group Incorporated	NO	
		00000	61-1166649				Almost Family ACO Services of South Florida, LLC	FL	NIA	National Health Industries, Inc.	OWNERSHIP	100.000	UnitedHealth Group Incorporated	NO	
		00000	46-5765971				Almost Family ACO Services of Tennessee, LLC	TN	NIA	SunCrest Healthcare, Inc.	OWNERSHIP	100.000	UnitedHealth Group Incorporated	NO	
		00000	47-0979130				Almost Family PC of Ft. Lauderdale, LLC	FL	NIA	National Health Industries, Inc.	OWNERSHIP	100.000	UnitedHealth Group Incorporated	NO	
		00000	26-1260724				Almost Family PC of Kentucky, LLC	KY	NIA	National Health Industries, Inc.	OWNERSHIP	100.000	UnitedHealth Group Incorporated	NO	
		00000	26-1259925				Almost Family PC of SW Florida, LLC	FL	NIA	National Health Industries, Inc.	OWNERSHIP	100.000	UnitedHealth Group Incorporated	NO	
		00000	26-1261522				Almost Family PC of West Palm, LLC	FL	NIA	National Health Industries, Inc.	OWNERSHIP	100.000	UnitedHealth Group Incorporated	NO	
		00000	26-1263982				Almost Family Personal Care, LLC	WI	NIA	Wisconsin Health Care Group, LLC	OWNERSHIP	100.000	UnitedHealth Group Incorporated	NO	
		00000	84-4879227				Almost Family, Inc.	DE	NIA	LHC Group, Inc.	OWNERSHIP	100.000	UnitedHealth Group Incorporated	NO	
		00000	06-1153720				Aloha Surgical Center, LLC	TN	NIA	Surgery Center of Maui, LLC	OWNERSHIP	67.000	UnitedHealth Group Incorporated	NO	
		00000	63-1231942				Altus Hospice of Georgia, LLC	DE	NIA	Halcyon Healthcare, LLC	OWNERSHIP	100.000	UnitedHealth Group Incorporated	NO	
		00000	45-3437288				Ambient Healthcare, Inc.	FL	NIA	Ambient Holdings, Inc.	OWNERSHIP	100.000	UnitedHealth Group Incorporated	NO	
		00000	65-1095227				Ambient Holdings, Inc.	DE	NIA	Optum Infusion Services 500, Inc.	OWNERSHIP	100.000	UnitedHealth Group Incorporated	NO	
		00000	45-2161438				Ambulatory Partner Holdings, LLC	NY	NIA	SC Affiliates, LLC	OWNERSHIP	100.000	UnitedHealth Group Incorporated	NO	
		00000	88-2464526				American Health Network of Indiana II, LLC	IN	NIA	AHN Target Holdings, LLC	OWNERSHIP	100.000	UnitedHealth Group Incorporated	NO	
		00000	35-1930805				American Health Network of Indiana, LLC	IN	NIA	Physician(s) Owned	INFLUENCE	0.000	UnitedHealth Group Incorporated	NO	1
		00000	35-2108729				American Health Network of Kentucky, LLC	KY	NIA	AHN Target Holdings, LLC	OWNERSHIP	100.000	UnitedHealth Group Incorporated	NO	
		00000	85-2849994				American Health Network of Ohio Care Organization, LLC	OH	NIA	AHN Target Holdings, LLC	OWNERSHIP	100.000	UnitedHealth Group Incorporated	NO	
		00000	45-4132160												

ANNUAL STATEMENT FOR THE YEAR 2023 OF THE UnitedHealthcare Plan of the River Valley, Inc.

SCHEDULE Y
PART 1A - DETAIL OF INSURANCE HOLDING COMPANY SYSTEM

1	2	3	4	5	6	7	8	9	10	11	12	13	14	15	16
Group Code	Group Name	NAIC Company Code	ID Number	Federal RSSD	CIK	Name of Securities Exchange if Publicly Traded (U.S. or International)	Names of Parent, Subsidiaries Or Affiliates	Domiciliary Location	Relationship to Reporting Entity	Directly Controlled by (Name of Entity/Person)	Type of Control (Ownership, Board, Management, Attorney-in-Fact, Influence, Other)	If Control is Ownership Provide Percentage	Ultimate Controlling Entity(ies)/Person(s)	Is an SCA Filing Required? (Yes/No)	*
0707	UnitedHealth Group Incorporated	00000	31-1424956				American Health Network of Ohio II, LLC	OH	NIA	AHN Target Holdings, LLC	OWNERSHIP	100.000	UnitedHealth Group Incorporated	NO	
		00000	31-1424957				American Health Network of Ohio, LLC	OH	NIA	AHN Target Holdings, LLC	OWNERSHIP	100.000	UnitedHealth Group Incorporated	NO	
		00000	54-1743136				AmeriChoice Corporation	DE	NIA	UnitedHealth Group Incorporated	OWNERSHIP	100.000	UnitedHealth Group Incorporated	NO	
		95497	22-3368602				AmeriChoice of New Jersey, Inc.	NJ	IA	AmeriChoice Corporation	OWNERSHIP	100.000	UnitedHealth Group Incorporated	NO	
		00000	92-0712514				AMG Health, LLC	DE	NIA	Collaborative Care Services, Inc.	OWNERSHIP	100.000	UnitedHealth Group Incorporated	NO	
		00000	98-1108620				Amico Saúde Ltda.	BRA	NIA	Santa Helena Assistência Médica S.A.	OWNERSHIP	99.346	UnitedHealth Group Incorporated	NO	
		00000	98-1108620				Amico Saúde Ltda.	BRA	NIA	Cemed Care - Empresa de Atendimento Clínico Geral Ltda.	OWNERSHIP	0.654	UnitedHealth Group Incorporated	NO	
		00000	20-4446058				Amigo Family Counseling, LLC	OH	NIA	Refresh Mental Health, Inc.	OWNERSHIP	100.000	UnitedHealth Group Incorporated	NO	
		00000					Amil Assistência Médica Internacional S.A.	BRA	NIA	Polar II Fundo de Investimento em Participações Multiestratégia	OWNERSHIP	100.000	UnitedHealth Group Incorporated	NO	
		00000	98-1454564				Análisis Clínicos ML S.A.C.	PER	NIA	Pacifico S.A. Entidad Prestadora de Salud	OWNERSHIP	100.000	UnitedHealth Group Incorporated	NO	
		00000	81-2112951				Angie Coil FNP, PLLC	AZ	NIA	Physician United PLLC	OWNERSHIP	100.000	UnitedHealth Group Incorporated	NO	1
		00000					Angiografia e Hemodinâmica Madre Theodora Ltda.	BRA	NIA	Esho - Empresa de Serviços Hospitalares S.A.	OWNERSHIP	51.000	UnitedHealth Group Incorporated	NO	
		00000	82-5124069				Anne Arundel-SCA Holdings, LLC	MD	NIA	SCA-Anne Arundel, LLC	OWNERSHIP	33.340	UnitedHealth Group Incorporated	NO	2
		00000	82-4763728				Anne Arundel-SCA Surgicenter, LLC	MD	NIA	Anne Arundel-SCA Holdings, LLC	OWNERSHIP	62.260	UnitedHealth Group Incorporated	NO	2
		00000	36-4210293				Antelope Valley Surgery Center, L.P.	CA	NIA	NSC Lancaster, LLC	OWNERSHIP	93.747	UnitedHealth Group Incorporated	NO	
		00000	86-3255577				Apex Clinical Partners, LLC	KY	NIA	Imperium Health Management, LLC	OWNERSHIP	100.000	UnitedHealth Group Incorporated	NO	
		00000	26-3913051				Apothecary Holdings, Inc.	DE	NIA	OptumRx Holdings, LLC	OWNERSHIP	100.000	UnitedHealth Group Incorporated	NO	
		00000	14-1890491				AppleCare Hospitalists Medical Group, Inc.	CA	NIA	Physician(s) Owned	INFLUENCE	0.000	UnitedHealth Group Incorporated	NO	1
		00000	33-0845269				AppleCare Medical Group St. Francis, Inc.	CA	NIA	Physician(s) Owned	INFLUENCE	0.000	UnitedHealth Group Incorporated	NO	1
		00000	33-0898174				AppleCare Medical Group, Inc.	CA	NIA	Physician(s) Owned	INFLUENCE	0.000	UnitedHealth Group Incorporated	NO	1
		00000	27-2068687				AppleCare Medical Management, LLC	DE	NIA	Collaborative Care Holdings, LLC	OWNERSHIP	100.000	UnitedHealth Group Incorporated	NO	
		00000					APS - Assistência Personalizada à Saúde Ltda.	BRA	NIA	Amil Assistência Médica Internacional S.A.	OWNERSHIP	100.000	UnitedHealth Group Incorporated	NO	
		00000	98-1399975				Aquitania Chilean Holding SpA	CHL	NIA	Bordeaux UK Holdings II Limited	OWNERSHIP	100.000	UnitedHealth Group Incorporated	NO	
		00000	87-2065975				Arcadia JV Holdings, LLC	DE	NIA	Surgicenters of Southern California, Inc.	OWNERSHIP	51.000	UnitedHealth Group Incorporated	NO	
		00000	75-2285078				Arcadia Outpatient Surgery Center, L.P.	CA	NIA	Arcadia JV Holdings, LLC	OWNERSHIP	51.000	UnitedHealth Group Incorporated	NO	2
		00000	75-2285078				Arcadia Outpatient Surgery Center, L.P.	CA	NIA	Surgicenters of Southern California, Inc.	OWNERSHIP	25.500	UnitedHealth Group Incorporated	NO	2
		00000	92-1992686				ArchWell Health Medical Holdings, LLC	DE	NIA	ArchWell Health, LLC	OWNERSHIP	100.000	UnitedHealth Group Incorporated	NO	
		00000	92-2018253				ArchWell Health Medical of Florida, LLC	FL	NIA	ArchWell Health Medical Holdings, LLC	OWNERSHIP	100.000	UnitedHealth Group Incorporated	NO	
		00000	86-3124559				ArchWell Health MSO, LLC	DE	NIA	ArchWell Health, LLC	OWNERSHIP	100.000	UnitedHealth Group Incorporated	NO	
		00000	86-3278602				ArchWell Health Professional Services Holding Co.	DE	NIA	Physician(s) Owned	INFLUENCE	0.000	UnitedHealth Group Incorporated	NO	1
		00000	86-3152173				ArchWell Health Professional Services of Alabama, LLC	AL	NIA	ArchWell Health Professional Services Holding Co.	OWNERSHIP	100.000	UnitedHealth Group Incorporated	NO	1
		00000	87-2986923				ArchWell Health Professional Services of Arizona, LLC	AZ	NIA	ArchWell Health Professional Services Holding Co.	OWNERSHIP	100.000	UnitedHealth Group Incorporated	NO	1
		00000	86-3241870				ArchWell Health Professional Services of Kansas, P.A.	KS	NIA	Physician(s) Owned	INFLUENCE	0.000	UnitedHealth Group Incorporated	NO	1
		00000	88-1285211				ArchWell Health Professional Services of Nevada, P.C.	NV	NIA	Physician(s) Owned	INFLUENCE	0.000	UnitedHealth Group Incorporated	NO	1
		00000	86-3222071				ArchWell Health Professional Services of North Carolina, P.C.	NC	NIA	Physician(s) Owned	INFLUENCE	0.000	UnitedHealth Group Incorporated	NO	1
		00000	86-3190019				ArchWell Health Professional Services of Oklahoma, LLC	OK	NIA	ArchWell Health Professional Services Holding Co.	OWNERSHIP	100.000	UnitedHealth Group Incorporated	NO	1
		00000	88-3481216				ArchWell Health Professional Services, P.A.	FL	NIA	Physician(s) Owned	INFLUENCE	0.000	UnitedHealth Group Incorporated	NO	1
		00000	85-0496329				ArchWell Health, LLC	DE	NIA	Optum Growth Partners, LLC	OWNERSHIP	98.969	UnitedHealth Group Incorporated	NO	
		00000	46-4843100				Arise Physician Group	TX	NIA	SCA Austin Holdings, LLC	OWNERSHIP	100.000	UnitedHealth Group Incorporated	NO	

ANNUAL STATEMENT FOR THE YEAR 2023 OF THE UnitedHealthcare Plan of the River Valley, Inc.

SCHEDULE Y
PART 1A - DETAIL OF INSURANCE HOLDING COMPANY SYSTEM

1	2	3	4	5	6	7	8	9	10	11	12	13	14	15	16
Group Code	Group Name	NAIC Company Code	ID Number	Federal RSSD	CIK	Name of Securities Exchange if Publicly Traded (U.S. or International)	Names of Parent, Subsidiaries Or Affiliates	Domi-ciliary Location	Relation-ship to Reporting Entity	Directly Controlled by (Name of Entity/Person)	Type of Control (Ownership, Board, Management, Attorney-in-Fact, Influence, Other)	If Control is Ownership Provide Percentage	Ultimate Controlling Entity(ies)/Person(s)	Is an SCA Filing Re-quired? (Yes/No)	*
		00000	47-1017181				Arizona Health Care Group, LLC	AZ	NIA	LHC Group, Inc.	OWNERSHIP	100.000	UnitedHealth Group Incorporated	NO	
		00000					Arizona In-Home Healthcare Partnership-I, LLC	AZ	NIA	In-Home Healthcare Partnership, LLC	OWNERSHIP	100.000	UnitedHealth Group Incorporated	NO	
		00000	35-2581228				Arizona In-Home Healthcare Partnership-II, LLC	AZ	NIA	In-Home Healthcare Partnership, LLC	OWNERSHIP	100.000	UnitedHealth Group Incorporated	NO	
		00000	84-2209152				Arizona In-Home Healthcare Partnership-III, LLC	AZ	NIA	In-Home Healthcare Partnership, LLC	OWNERSHIP	100.000	UnitedHealth Group Incorporated	NO	
		00000	38-4023101				Arizona In-Home Partner-I, LLC	AZ	NIA	Arizona In-Home Healthcare Partnership-I, LLC	OWNERSHIP	100.000	UnitedHealth Group Incorporated	NO	
		00000	81-5027397				Arizona In-Home Partner-II, LLC	AZ	NIA	Arizona In-Home Healthcare Partnership-II, LLC	OWNERSHIP	100.000	UnitedHealth Group Incorporated	NO	
		00000	84-2275631				Arizona In-Home Partner-III, LLC	AZ	NIA	Arizona In-Home Healthcare Partnership-III, LLC	OWNERSHIP	100.000	UnitedHealth Group Incorporated	NO	
		00000	88-2057854				Arizona Physical Therapy Services of Cottonwood, LLC	AZ	NIA	Arizona Health Care Group, LLC	OWNERSHIP	100.000	UnitedHealth Group Incorporated	NO	
		00000	88-2870825				Arizona Physical Therapy Services of Mesa, LLC	AZ	NIA	Arizona Health Care Group, LLC	OWNERSHIP	100.000	UnitedHealth Group Incorporated	NO	
		00000	88-2870751				Arizona Physical Therapy Services of Phoenix, LLC	AZ	NIA	Arizona Health Care Group, LLC	OWNERSHIP	100.000	UnitedHealth Group Incorporated	NO	
		00000	88-2870908				Arizona Physical Therapy Services of Scottsdale, LLC	AZ	NIA	Arizona Health Care Group, LLC	OWNERSHIP	100.000	UnitedHealth Group Incorporated	NO	
		00000	86-0813232				Arizona Physicians IPA, Inc.	AZ	IA	UnitedHealthcare, Inc.	OWNERSHIP	100.000	UnitedHealth Group Incorporated	NO	
		00000	47-1770024				Arkansas Extended Care, LLC	AR	NIA	East Arkansas Health Holdings, LLC	OWNERSHIP	100.000	UnitedHealth Group Incorporated	NO	
		00000	54-2078932				Arkansas Health Care Group, LLC	AR	NIA	LHC Group, Inc.	OWNERSHIP	100.000	UnitedHealth Group Incorporated	NO	
		00000	81-3695165				Arkansas Healthcare Partners, LLC	AR	NIA	Arkansas Health Care Group, LLC	OWNERSHIP	100.000	UnitedHealth Group Incorporated	NO	
		00000	47-1716449				Arkansas Home Health Providers-III, LLC	AR	NIA	East Arkansas Health Holdings, LLC	OWNERSHIP	100.000	UnitedHealth Group Incorporated	NO	
		00000	47-1754828				Arkansas Home Health Providers-IV, LLC	AR	NIA	LHC Group, Inc.	OWNERSHIP	100.000	UnitedHealth Group Incorporated	NO	
		00000	47-1783912				Arkansas Home Hospice, LLC	AR	NIA	East Arkansas Health Holdings, LLC	OWNERSHIP	100.000	UnitedHealth Group Incorporated	NO	
		00000	06-1778265				Arkansas HomeCare of Forrest City, LLC	AR	NIA	Arkansas Health Care Group, LLC	OWNERSHIP	100.000	UnitedHealth Group Incorporated	NO	
		00000	33-1154428				Arkansas HomeCare of Fulton, LLC	AR	NIA	Arkansas Health Care Group, LLC	OWNERSHIP	100.000	UnitedHealth Group Incorporated	NO	
		00000	20-3552602				Arkansas HomeCare of Hot Springs, LLC	AR	NIA	Arkansas Health Care Group, LLC	OWNERSHIP	100.000	UnitedHealth Group Incorporated	NO	
		00000	84-2216080				Arkansas In-Home Healthcare Partnership-I, LLC	AR	NIA	In-Home Healthcare Partnership, LLC	OWNERSHIP	100.000	UnitedHealth Group Incorporated	NO	
		00000	84-2221004				Arkansas In-Home Healthcare Partnership-II, LLC	AR	NIA	In-Home Healthcare Partnership, LLC	OWNERSHIP	100.000	UnitedHealth Group Incorporated	NO	
		00000	84-2301559				Arkansas In-Home Partner-I, LLC	AR	NIA	Arkansas In-Home Healthcare Partnership-I, LLC	OWNERSHIP	100.000	UnitedHealth Group Incorporated	NO	
		00000	84-2311081				Arkansas In-Home Partner-II, LLC	AR	NIA	Arkansas In-Home Healthcare Partnership-II, LLC	OWNERSHIP	100.000	UnitedHealth Group Incorporated	NO	
		00000	47-1808550				Arkansas Nursing Providers, LLC	AR	NIA	Arkansas Extended Care, LLC	OWNERSHIP	100.000	UnitedHealth Group Incorporated	NO	
		00000	84-4642424				Arkansas Physical Therapy Services of Conway, LLC	AR	NIA	Arkansas Health Care Group, LLC	OWNERSHIP	100.000	UnitedHealth Group Incorporated	NO	
		00000	88-2072782				Arkansas Physical Therapy Services of Rogers, LLC	AR	NIA	Arkansas Health Care Group, LLC	OWNERSHIP	100.000	UnitedHealth Group Incorporated	NO	
		00000	75-2055800				Arlington Surgery Center, LLC	TX	NIA	Surgical Care Affiliates, LLC	INFLUENCE	0.000	UnitedHealth Group Incorporated	NO	
		00000	33-0658815				ARTA Western California, Inc.	CA	NIA	Physician(s) Owned	INFLUENCE	0.000	UnitedHealth Group Incorporated	NO	1
		00000	47-4128594				Arusha LLC	PA	NIA	Virtua-SCA Holdings II, LLC	OWNERSHIP	59.200	UnitedHealth Group Incorporated	NO	
		00000					ASC Computer Software (NZ) Limited	NZL	NIA	Egton Medical Information Systems Limited	OWNERSHIP	100.000	UnitedHealth Group Incorporated	NO	
		00000					ASC Computer Software Pty. Ltd.	AUS	NIA	Egton Medical Information Systems Limited	OWNERSHIP	100.000	UnitedHealth Group Incorporated	NO	
		00000	46-3907136				ASC Holdings of New Jersey, LLC	NJ	NIA	SC Affiliates, LLC	OWNERSHIP	80.410	UnitedHealth Group Incorporated	NO	
		00000	95-4348431				ASC Network, LLC	DE	NIA	Surgical Care Affiliates, LLC	OWNERSHIP	100.000	UnitedHealth Group Incorporated	NO	
		00000					Ascribe Limited	GBR	NIA	EMIS Group Limited	OWNERSHIP	0.990	UnitedHealth Group Incorporated	NO	

41.4

ANNUAL STATEMENT FOR THE YEAR 2023 OF THE UnitedHealthcare Plan of the River Valley, Inc.

SCHEDULE Y
PART 1A - DETAIL OF INSURANCE HOLDING COMPANY SYSTEM

1	2	3	4	5	6	7	8	9	10	11	12	13	14	15	16
Group Code	Group Name	NAIC Company Code	ID Number	Federal RSSD	CIK	Name of Securities Exchange if Publicly Traded (U.S. or International)	Names of Parent, Subsidiaries Or Affiliates	Domi-ciliary Location	Relation-ship to Reporting Entity	Directly Controlled by (Name of Entity/Person)	Type of Control (Ownership, Board, Management, Attorney-in-Fact, Influence, Other)	If Control is Ownership Provide Percentage	Ultimate Controlling Entity(ies)/Person(s)	Is an SCA Filing Re-quired? (Yes/No)	*
		00000					Ascribe Limited	.KEN	.NIA	Footman-Walker Associates Limited	OWNERSHIP	99.010	UnitedHealth Group Incorporated	NO	
		00000	27-1755138				Assisted Care by Black Stone of Central Ohio, LLC	.OH	.NIA	Black Stone of Central Ohio, LLC	OWNERSHIP	100.000	UnitedHealth Group Incorporated	NO	
		00000	27-4109484				Assisted Care by Black Stone of Cincinnati, LLC	.OH	.NIA	Black Stone of Cincinnati, LLC	OWNERSHIP	100.000	UnitedHealth Group Incorporated	NO	
		00000	27-4109638				Assisted Care by Black Stone of Dayton, LLC	.OH	.NIA	Black Stone of Dayton, LLC	OWNERSHIP	100.000	UnitedHealth Group Incorporated	NO	
		00000	47-3253280				Assisted Care by Black Stone of Northwest Ohio, LLC	.OH	.NIA	Black Stone of Northwest Ohio, LLC	OWNERSHIP	100.000	UnitedHealth Group Incorporated	NO	
		00000	84-2342747				Assisted Care by Black Stone of Toledo, LLC	.OH	.NIA	Ohio Health Care Group, LLC	OWNERSHIP	100.000	UnitedHealth Group Incorporated	NO	
		00000	88-0369557				Assured Capital Partners, Inc.	.NV	.NIA	Washington Health Care Group, LLC	OWNERSHIP	100.000	UnitedHealth Group Incorporated	NO	
		00000	86-0882561				Astra Medical Clinic, PLLC	.AZ	.NIA	Physician United PLLC	OWNERSHIP	100.000	UnitedHealth Group Incorporated	NO	1
		00000	87-1477698				ASV-HOPCo-SCA Cornerstone, LLC	.FL	.NIA	PPH Holdings, LLC	OWNERSHIP	100.000	UnitedHealth Group Incorporated	NO	
		00000	87-3912899				ASV-HOPCo-SCA Florida, LLC	.FL	.NIA	SCA-First Coast, LLC	Ownership	39.220	UnitedHealth Group Incorporated	NO	2
		00000	16-1761067				Athens-Limestone HomeCare, LLC	.AL	.NIA	Alabama Health Care Group, LLC	Ownership	67.000	UnitedHealth Group Incorporated	NO	
		00000	58-1287486				Atlanta Outpatient Surgery Center, Inc.	.GA	.NIA	SC Affiliates, LLC	Ownership	100.000	UnitedHealth Group Incorporated	NO	
		00000	74-2452953				Atlanta Surgery Center, Ltd. (L.P.)	.GA	.NIA	Atlanta Outpatient Surgery Center, Inc.	Ownership	76.295	UnitedHealth Group Incorporated	NO	
		00000	22-3645443				Atlantic Gastro Surgicenter, LLC	.NJ	.NIA	Access Holding Company, LLC	Ownership	57.500	UnitedHealth Group Incorporated	NO	
		00000	58-1863635				Atlantic Homeaid, Inc.	.GA	.NIA	Atlantic Homecare, Inc.	Ownership	100.000	UnitedHealth Group Incorporated	NO	
		00000	58-1811794				Atlantic Homecare, Inc.	.GA	.NIA	Georgia Health Care Group, L.L.C.	Ownership	100.000	UnitedHealth Group Incorporated	NO	
		00000	04-3397450				Atrius Health, Inc.	.MA	.NIA	Physician(s) Owned	Influence	0.000	UnitedHealth Group Incorporated	NO	1
		00000	87-1803974				Atrius LLC	.DE	.NIA	Collaborative Care Holdings, LLC	Ownership	100.000	UnitedHealth Group Incorporated	NO	
		00000	26-3389004				Augusta Home Care Services, LLC	.DE	.NIA	Eastern Georgia Partnership, LLC	Ownership	100.000	UnitedHealth Group Incorporated	NO	
		00000	87-1746405				Aventura Medical Tower Surgery Center, LLC	.FL	.NIA	SCA Aventura Holdings, LLC	Ownership	51.000	UnitedHealth Group Incorporated	NO	
		00000	84-5191428				Avery Parent Holdings, Inc.	.DE	.NIA	OptumHealth Holdings, LLC	Ownership	100.000	UnitedHealth Group Incorporated	NO	
		00000	20-4057813				Aveta Inc.	.DE	.NIA	Collaborative Care Holdings, LLC	Ownership	100.000	UnitedHealth Group Incorporated	NO	
		00000	30-0842394				AxelaCare Intermediate Holdings, LLC	.DE	.NIA	OptumRx, Inc.	Ownership	100.000	UnitedHealth Group Incorporated	NO	
		00000	61-1708598				AxelaCare, LLC	.DE	.NIA	AxelaCare Intermediate Holdings, LLC	Ownership	100.000	UnitedHealth Group Incorporated	NO	
		00000	72-1097827				B.R.A.S.S. Partnership in Commendam	.LA	.NIA	Surgery Center Holding, LLC	Ownership	48.190	UnitedHealth Group Incorporated	NO	2
		00000	98-1462787				Banmedica Colombia S.A.S.	.COL	.NIA	Banmedica Internacional SpA	Ownership	100.000	UnitedHealth Group Incorporated	NO	
		00000	98-1444151				Banmedica Internacional SpA	.CHL	.NIA	Saden S.A.	Ownership	1.000	UnitedHealth Group Incorporated	NO	
		00000	98-1444151				Banmedica Internacional SpA	.CHL	.NIA	Banmedica S.A.	Ownership	99.000	UnitedHealth Group Incorporated	NO	
		00000	98-1444127				Banmedica S.A.	.CHL	.NIA	Bordeaux Holding SpA	Ownership	99.390	UnitedHealth Group Incorporated	NO	
		00000	72-1506691				Baton Rouge HomeCare, L.L.C.	.LA	.NIA	Louisiana Health Care Group, L.L.C.	Ownership	100.000	UnitedHealth Group Incorporated	NO	
		00000	46-1642468				Bayfront HMA Home Health LLC	.FL	.NIA	Central Florida Partnership, LLC	Ownership	100.000	UnitedHealth Group Incorporated	NO	
		00000	47-4504390				Beach Surgical Holdings III, LLC	.CA	.NIA	Surgicare of La Veta, Inc.	Ownership	61.730	UnitedHealth Group Incorporated	NO	
		00000	37-1708521				Beach Surgical Holdings LLC	.CA	.NIA	SCA Surgicare of Laguna Hills, LLC	Ownership	49.000	UnitedHealth Group Incorporated	NO	2
		00000	26-3410883				Beauregard Memorial Hospital HomeCare, L.L.C.	.LA	.NIA	Louisiana Health Care Group, L.L.C.	Ownership	67.000	UnitedHealth Group Incorporated	NO	
		00000	33-0645967				Beaver Medical Group, P.C.	.CA	.NIA	MH Physician Three Holdco, a Medical Corporation	Ownership	100.000	UnitedHealth Group Incorporated	NO	1
		00000	88-0267857				Behavioral Healthcare Options, Inc.	.NV	.NIA	Sierra Health Services, Inc.	Ownership	100.000	UnitedHealth Group Incorporated	NO	
		00000	04-3316367				Behavioral Solutions, P.C.	.MA	.NIA	Physician(s) Owned	Influence	0.000	UnitedHealth Group Incorporated	NO	1
		00000	42-1485537				Benefit Administration for the Self Employed, L.L.C.	.IA	.NIA	HealthMarkets, LLC	Ownership	100.000	UnitedHealth Group Incorporated	NO	
		00000	46-1134506				Benefitter Insurance Solutions, Inc.	.DE	.NIA	HealthMarkets Insurance Agency, Inc.	Ownership	100.000	UnitedHealth Group Incorporated	NO	
		00000	22-2848531				Bergen-Passaic Cataract Laser and Surgery Center, LLC	.DE	.NIA	Virtua-SCA Holdings, LLC	Ownership	53.631	UnitedHealth Group Incorporated	NO	2
		00000	26-3376776				Berwick Home Care Services, LLC	.DE	.NIA	AFAM Holding Co III, LLC	Ownership	100.000	UnitedHealth Group Incorporated	NO	
		00000	47-4349079				Better Health Value Network, LLC	.WA	.NIA	Physician(s) Owned	Influence	0.000	UnitedHealth Group Incorporated	NO	1
		00000	22-3858211				Bexar Imaging Center, LLC	.TX	.NIA	WellMed Networks, Inc.	Ownership	100.000	UnitedHealth Group Incorporated	NO	1

ANNUAL STATEMENT FOR THE YEAR 2023 OF THE UnitedHealthcare Plan of the River Valley, Inc.

SCHEDULE Y
PART 1A - DETAIL OF INSURANCE HOLDING COMPANY SYSTEM

1	2	3	4	5	6	7	8	9	10	11	12	13	14	15	16
Group Code	Group Name	NAIC Company Code	ID Number	Federal RSSD	CIK	Name of Securities Exchange if Publicly Traded (U.S. or International)	Names of Parent, Subsidiaries Or Affiliates	Domi-ciliary Location	Relation-ship to Reporting Entity	Directly Controlled by (Name of Entity/Person)	Type of Control (Ownership, Board, Management, Attorney-in-Fact, Influence, Other)	If Control is Ownership Provide Percentage	Ultimate Controlling Entity(ies)/Person(s)	Is an SCA Filing Re-quired? (Yes/No)	*
		00000	51-0606314				BGR Acquisition, LLC	FL	NIA	SunCrest Healthcare, Inc.	Ownership	100.000	UnitedHealth Group Incorporated	NO	
		00000	06-1137222				BHC Services, Inc.	NY	NIA	National Health Industries, Inc.	Ownership	100.000	UnitedHealth Group Incorporated	NO	
		00000	32-0408624				Birmingham Home Care Services, LLC	DE	NIA	AF-CH-HH, LLC	Ownership	100.000	UnitedHealth Group Incorporated	NO	
							Birmingham Outpatient Surgical Center, LLC			Birmingham Outpatient Surgical Center, LLC					
		00000	63-0984076				Birmingham Outpatient Surgery Center, Ltd.	AL	NIA		Ownership	29.643	UnitedHealth Group Incorporated	NO	2
		00000	63-0847380				Birmingham Outpatient Surgical Center, LLC	DE	NIA	Surgery Center Holding, LLC	Ownership	100.000	UnitedHealth Group Incorporated	NO	
		00000	27-1746397				Black Stone of Central Ohio, LLC	OH	NIA	Black Stone Operations, LLC	Ownership	100.000	UnitedHealth Group Incorporated	NO	
		00000	27-4109221				Black Stone of Cincinnati, LLC	OH	NIA	Black Stone Operations, LLC	Ownership	100.000	UnitedHealth Group Incorporated	NO	
		00000	27-4109305				Black Stone of Dayton, LLC	OH	NIA	Black Stone Operations, LLC	Ownership	100.000	UnitedHealth Group Incorporated	NO	
		00000	47-2166181				Black Stone of Northeast Ohio, LLC	OH	NIA	Black Stone Operations, LLC	Ownership	100.000	UnitedHealth Group Incorporated	NO	
		00000	90-1020734				Black Stone of Northwest Ohio, LLC	OH	NIA	Black Stone Operations, LLC	Ownership	100.000	UnitedHealth Group Incorporated	NO	
		00000	90-1028083				Black Stone Operations, LLC	OH	NIA	National Health Industries, Inc.	Ownership	100.000	UnitedHealth Group Incorporated	NO	
		00000	20-1902460				Blackstone Group, LLC	OH	NIA	Black Stone Operations, LLC	Ownership	100.000	UnitedHealth Group Incorporated	NO	
		00000	31-1462432				Blackstone Health Care, LLC	OH	NIA	Black Stone Operations, LLC	Ownership	100.000	UnitedHealth Group Incorporated	NO	
		00000	47-4758895				Bloomfield ASC, LLC	CT	NIA	SCA Bloomfield Holdings, LLC	Ownership	58.391	UnitedHealth Group Incorporated	NO	
		00000	38-3859193				Blue Island Home Care Services, LLC	DE	NIA	Illinois Home Care Holdings, LLC	Ownership	1.000	UnitedHealth Group Incorporated	NO	
		00000	38-3859193				Blue Island Home Care Services, LLC	DE	NIA	AFAM Holding Co, LLC	Ownership	99.000	UnitedHealth Group Incorporated	NO	
		00000	62-1530122				Blue Ridge Day Surgery Center, L.P.	TN	NIA	Blue Ridge GP, LLC	Ownership	34.635	UnitedHealth Group Incorporated	NO	2
		00000	27-2241593				Blue Ridge GP, LLC	NC	NIA	SCA-Blue Ridge, LLC	Ownership	100.000	UnitedHealth Group Incorporated	NO	
		00000	47-4035861				Bluegrass Accountable Care, LLC	KY	NIA	Imperium Health Management, LLC	Ownership	100.000	UnitedHealth Group Incorporated	NO	
							Boca Raton Outpatient Surgery & Laser Center, LTD.	FL	NIA	Surgery Center of Boca Raton, Inc.	Ownership	24.000	UnitedHealth Group Incorporated	NO	2
		00000	46-4213826				Body Image Therapy Center Intensive LLC	MD	NIA	Refresh Mental Health, Inc.	Ownership	100.000	UnitedHealth Group Incorporated	NO	
		00000	20-8826558				Boone Memorial HomeCare, LLC	WV	NIA	West Virginia Health Care Group, LLC	Ownership	100.000	UnitedHealth Group Incorporated	NO	
		00000	98-1396690				Bordeaux (Barbados) Holdings I, SRL	BRB	NIA	FrontierMEDEX US, Inc.	Ownership	100.000	UnitedHealth Group Incorporated	NO	
		00000	98-1396559				Bordeaux (Barbados) Holdings II, SRL	BRB	NIA	Bordeaux (Barbados) Holdings I, SRL	Ownership	100.000	UnitedHealth Group Incorporated	NO	
		00000	98-1398490				Bordeaux Holding SpA	CHL	NIA	UHG Holdings UK VII Limited	Ownership	100.000	UnitedHealth Group Incorporated	NO	
		00000					Bordeaux Holdings, LLC	DE	NIA	UnitedHealth Group Incorporated	Ownership	100.000	UnitedHealth Group Incorporated	NO	
		00000	82-3147824				Bordeaux International Holdings, Inc.	DE	NIA	UnitedHealth Group Incorporated	Ownership	100.000	UnitedHealth Group Incorporated	NO	
							Bordeaux UK Holdings I Limited	GBR	NIA	UHG Holdings 1 (Ireland) Unlimited Company	Ownership	100.000	UnitedHealth Group Incorporated	NO	
							Bordeaux UK Holdings II Limited	GBR	NIA	UHG Holdings 1 (Ireland) Unlimited Company	Ownership	100.000	UnitedHealth Group Incorporated	NO	
		00000	98-1391914				Bordeaux UK Holdings III Limited	GBR	NIA	Bordeaux UK Holdings II Limited	Ownership	100.000	UnitedHealth Group Incorporated	NO	
		00000	98-1389224				Bosque Medical Center Ltda.	BRA	NIA	Amil Assistência Médica Internacional S.A.	Ownership	83.089	UnitedHealth Group Incorporated	NO	
		00000	98-1112673				Bosque Medical Center Ltda.	BRA	NIA	Esho - Empresa de Serviços Hospitalares S.A.	Ownership	16.911	UnitedHealth Group Incorporated	NO	
		00000	16-1270177				Bracor, Inc.	NY	NIA	National Health Industries, Inc.	Ownership	100.000	UnitedHealth Group Incorporated	NO	
		00000	27-3142265				Brevard HMA Home Health, LLC	FL	NIA	AFAM Holding Co, LLC	Ownership	100.000	UnitedHealth Group Incorporated	NO	
		00000	27-3142339				Brevard HMA Hospice, LLC	FL	NIA	AFAM Holding Co, LLC	Ownership	100.000	UnitedHealth Group Incorporated	NO	
		00000	81-5146379				Brighter Financial, Inc.	DE	NIA	Optum Financial, Inc.	Ownership	100.000	UnitedHealth Group Incorporated	NO	
		00000	90-0884047				BriovaRx Infusion Services 102, LLC	DE	NIA	Optum Infusion Services 500, Inc.	Ownership	100.000	UnitedHealth Group Incorporated	NO	
		00000	11-3647935				BriovaRx of Florida, Inc.	DE	NIA	OptumRx PBM of Illinois, Inc.	Ownership	100.000	UnitedHealth Group Incorporated	NO	
		00000	01-0516051				BriovaRx of Maine, Inc.	ME	NIA	OptumRx PBM of Illinois, Inc.	Ownership	100.000	UnitedHealth Group Incorporated	NO	
		00000	27-3331130				BriovaRx of Massachusetts, LLC	MA	NIA	OptumRx PBM of Illinois, Inc.	Ownership	100.000	UnitedHealth Group Incorporated	NO	
		00000	46-2849765				Brookdale Hospice of Philadelphia, LLC	DE	NIA	Health at Home Holdings, LLC	Ownership	100.000	UnitedHealth Group Incorporated	NO	
		00000	32-0399009				California Health Care Group, LLC	CA	NIA	LHC Group, Inc.	Ownership	100.000	UnitedHealth Group Incorporated	NO	
		00000	20-1711131				California Medical Group Insurance Company, Risk Retention Group	AZ	NIA	OptumCare Management, LLC	Ownership	67.010	UnitedHealth Group Incorporated	NO	

ANNUAL STATEMENT FOR THE YEAR 2023 OF THE UnitedHealthcare Plan of the River Valley, Inc.

SCHEDULE Y
PART 1A - DETAIL OF INSURANCE HOLDING COMPANY SYSTEM

1	2	3	4	5	6	7	8	9	10	11	12	13	14	15	16
Group Code	Group Name	NAIC Company Code	ID Number	Federal RSSD	CIK	Name of Securities Exchange if Publicly Traded (U.S. or International)	Names of Parent, Subsidiaries Or Affiliates	Domi-ciliary Location	Relation-ship to Reporting Entity	Directly Controlled by (Name of Entity/Person)	Type of Control (Ownership, Board, Management, Attorney-in-Fact, Influence, Other)	If Control is Ownership Provide Percentage	Ultimate Controlling Entity(ies)/Person(s)	Is an SCA Filing Re-quired? (Yes/No)	*
		00000	81-0881243				California Spring Holdings, PC	CA	NIA	Physician(s) Owned	Influence	0.000	UnitedHealth Group Incorporated	NO	1
		00000	20-0591577				Cambridge Home Health Care Holdings, Inc.	DE	NIA	National Health Industries, Inc.	Ownership	100.000	UnitedHealth Group Incorporated	NO	
		00000	34-1772291				Cambridge Home Health Care, Inc.	OH	NIA	Cambridge Home Health Care Holdings, Inc.	Ownership	100.000	UnitedHealth Group Incorporated	NO	
		00000	34-1772292				Cambridge Home Health Care, Inc./Private	OH	NIA	Cambridge Home Health Care Holdings, Inc.	Ownership	100.000	UnitedHealth Group Incorporated	NO	
		00000	84-2342721				Cambridge Personal Care, LLC	OH	NIA	Ohio Health Care Group, LLC	Ownership	100.000	UnitedHealth Group Incorporated	NO	
		00000	27-0944633				Camden HomeCare, LLC	AL	NIA	Alabama Health Care Group, LLC	Ownership	100.000	UnitedHealth Group Incorporated	NO	
		00000	52-1597478				Camp Hill Ambulatory Centers	PA	NIA	Endoscopy Center Affiliates, Inc.	Ownership	1.000	UnitedHealth Group Incorporated	NO	2
		00000	52-1597478				Camp Hill Ambulatory Centers	PA	NIA	Camp Hill-SCA Centers, LLC	Ownership	99.000	UnitedHealth Group Incorporated	NO	2
		00000	52-1597484				Camp Hill-SCA Centers, LLC	DE	NIA	SC Affiliates, LLC	Ownership	100.000	UnitedHealth Group Incorporated	NO	
		00000	26-3385545				Cape Fear Valley HomeCare and Hospice, LLC	NC	NIA	North Carolina Health Care Group, LLC	Ownership	67.000	UnitedHealth Group Incorporated	NO	
		00000	27-3955254				Capital City Medical Group, L.L.C.	LA	NIA	UnitedHealthcare of Louisiana, Inc.	Ownership	100.000	UnitedHealth Group Incorporated	NO	
		00000	14-1940881				Capstone Behavioral Health, Inc.	NE	NIA	Refresh Mental Health, Inc.	Ownership	100.000	UnitedHealth Group Incorporated	NO	
		00000	47-1302641				Carbondale Counseling Associates, PLLC	IL	NIA	Physician(s) Owned	Influence	0.000	UnitedHealth Group Incorporated	NO	1
		00000	27-0564326				Care Advisors by Black Stone, LLC	OH	NIA	Black Stone of Cincinnati, LLC	Ownership	100.000	UnitedHealth Group Incorporated	NO	
.0707	UnitedHealth Group Incorporated	12558	45-4976934				Care Improvement Plus of Texas Insurance Company	TX	IA	XLHealth Corporation	Ownership	100.000	UnitedHealth Group Incorporated	NO	
.0707	UnitedHealth Group Incorporated	12567	20-3888112				Care Improvement Plus South Central Insurance Company	NE	IA	XLHealth Corporation	Ownership	100.000	UnitedHealth Group Incorporated	NO	
.0707	UnitedHealth Group Incorporated	14041	27-5038136				Care Improvement Plus Wisconsin Insurance Company	WI	IA	XLHealth Corporation	Ownership	100.000	UnitedHealth Group Incorporated	NO	
		00000	83-0585009				Care Logistics, LLC	DE	NIA	Penzo Enterprises, LLC	Ownership	100.000	UnitedHealth Group Incorporated	NO	
		00000					CareMount Dental Member, LLC	DE	NIA	CareMount Health Solutions, LLC	Ownership	100.000	UnitedHealth Group Incorporated	NO	
		00000					CareMount Health Solutions ACO, LLC	NY	NIA	Optum Medical Care, P.C.	Ownership	100.000	UnitedHealth Group Incorporated	NO	1
		00000	38-4103290				CareMount Health Solutions, LLC	DE	NIA	Collaborative Care Holdings, LLC	Ownership	100.000	UnitedHealth Group Incorporated	NO	
		00000	84-3894124				CareMount Value Partners IPA, LLC	NY	NIA	CareMount Health Solutions, LLC	Ownership	100.000	UnitedHealth Group Incorporated	NO	
		00000	61-1306845				Caretenders of Cleveland, Inc.	KY	NIA	National Health Industries, Inc.	Ownership	100.000	UnitedHealth Group Incorporated	NO	
		00000	61-1302995				Caretenders of Columbus, Inc.	KY	NIA	National Health Industries, Inc.	Ownership	100.000	UnitedHealth Group Incorporated	NO	
		00000	20-5890994				Caretenders of Jacksonville, LLC	FL	NIA	National Health Industries, Inc.	Ownership	100.000	UnitedHealth Group Incorporated	NO	
		00000	61-1326749				Caretenders Visiting Services Employment Company, Inc.	KY	NIA	National Health Industries, Inc.	Ownership	100.000	UnitedHealth Group Incorporated	NO	
		00000	30-0425709				Caretenders Visiting Services of District 6, LLC	KY	NIA	National Health Industries, Inc.	Ownership	100.000	UnitedHealth Group Incorporated	NO	
		00000	30-0425714				Caretenders Visiting Services of District 7, LLC	KY	NIA	National Health Industries, Inc.	Ownership	100.000	UnitedHealth Group Incorporated	NO	
		00000	30-0425715				Caretenders Visiting Services of Gainesville, LLC	FL	NIA	National Health Industries, Inc.	Ownership	100.000	UnitedHealth Group Incorporated	NO	
		00000	20-5826497				Caretenders Visiting Services of Hernando County, LLC	FL	NIA	National Health Industries, Inc.	Ownership	100.000	UnitedHealth Group Incorporated	NO	
		00000	20-3021812				Caretenders Visiting Services of Kentuckiana, LLC	KY	NIA	National Health Industries, Inc.	Ownership	100.000	UnitedHealth Group Incorporated	NO	
		00000	20-4522444				Caretenders Visiting Services of Ocala, LLC	FL	NIA	National Health Industries, Inc.	Ownership	100.000	UnitedHealth Group Incorporated	NO	
		00000	30-0425717				Caretenders Visiting Services of Orlando, LLC	KY	NIA	National Health Industries, Inc.	Ownership	100.000	UnitedHealth Group Incorporated	NO	
		00000	20-5826531				Caretenders Visiting Services of Pinellas County, LLC	FL	NIA	National Health Industries, Inc.	Ownership	100.000	UnitedHealth Group Incorporated	NO	
		00000	20-5826553				Caretenders Visiting Services of Southern Illinois, LLC	IL	NIA	National Health Industries, Inc.	Ownership	100.000	UnitedHealth Group Incorporated	NO	
		00000	20-2910357				Caretenders Visiting Services of St. Augustine, LLC	FL	NIA	National Health Industries, Inc.	Ownership	100.000	UnitedHealth Group Incorporated	NO	
		00000	20-5826598				Caretenders Visiting Services of St. Louis, LLC	MO	NIA	National Health Industries, Inc.	Ownership	100.000	UnitedHealth Group Incorporated	NO	

41.7

ANNUAL STATEMENT FOR THE YEAR 2023 OF THE UnitedHealthcare Plan of the River Valley, Inc.

SCHEDULE Y
PART 1A - DETAIL OF INSURANCE HOLDING COMPANY SYSTEM

1	2	3	4	5	6	7	8	9	10	11	12	13	14	15	16
Group Code	Group Name	NAIC Company Code	ID Number	Federal RSSD	CIK	Name of Securities Exchange if Publicly Traded (U.S. or International)	Names of Parent, Subsidiaries Or Affiliates	Domi-ciliary Location	Relation-ship to Reporting Entity	Directly Controlled by (Name of Entity/Person)	Type of Control (Ownership, Board, Management, Attorney-in-Fact, Influence, Other)	If Control is Ownership Provide Percentage	Ultimate Controlling Entity(ies)/Person(s)	Is an SCA Filing Re-quired? (Yes/No)	*
		00000	27-3756374				Caretenders VNA of Ohio, LLC	OH	NIA	National Health Industries, Inc.	Ownership	100.000	UnitedHealth Group Incorporated	NO	
		00000	26-1258759				Caretenders VS of Boston, LLC	MA	NIA	National Health Industries, Inc.	Ownership	100.000	UnitedHealth Group Incorporated	NO	
		00000	26-1259391				Caretenders VS of Central KY, LLC	KY	NIA	National Health Industries, Inc.	Ownership	100.000	UnitedHealth Group Incorporated	NO	
		00000	26-3632764				Caretenders VS of Lincoln Trail, LLC	KY	NIA	National Health Industries, Inc.	Ownership	100.000	UnitedHealth Group Incorporated	NO	
		00000	26-1264112				Caretenders VS of Louisville, LLC	KY	NIA	National Health Industries, Inc.	Ownership	100.000	UnitedHealth Group Incorporated	NO	
		00000	26-3706241				Caretenders VS of Ohio, LLC	OH	NIA	National Health Industries, Inc.	Ownership	100.000	UnitedHealth Group Incorporated	NO	
		00000	45-1139239				Caretenders VS of SE Ohio, LLC	OH	NIA	National Health Industries, Inc.	Ownership	100.000	UnitedHealth Group Incorporated	NO	
		00000	26-1258938				Caretenders VS of Western KY, LLC	KY	NIA	National Health Industries, Inc.	Ownership	100.000	UnitedHealth Group Incorporated	NO	
		00000	27-0385539				Carnegie Hill Endoscopy, LLC	NY	NIA	PE Healthcare Associates, LLC	Ownership	34.530	UnitedHealth Group Incorporated	NO	2
		00000	56-1780933				Carolina Behavioral Care, P.A.	NC	NIA	Physician(s) Owned	Influence	0.000	UnitedHealth Group Incorporated	NO	1
		00000	52-2072546				Carroll Counseling Center LLC	MD	NIA	Physician(s) Owned	Influence	0.000	UnitedHealth Group Incorporated	NO	1
		00000	86-0872916				Carson Endoscopy Center, LLC	NV	NIA	Physicians Endoscopy, L.L.C.	Ownership	35.000	UnitedHealth Group Incorporated	NO	2
		00000	98-1328471				Casa de Saúde Santa Therezinha Ltda.	BRA	NIA	Hospital Alvorada Taguatinga Ltda.	Ownership	100.000	UnitedHealth Group Incorporated	NO	
		00000	98-1328471				Casa de Saúde Santa Therezinha Ltda.	BRA	NIA	Esho - Empresa de Serviços Hospitalares S.A.	Ownership	0.000	UnitedHealth Group Incorporated	NO	
		00000	81-3020487				Castle Hills Surgicare, LLC	TX	NIA	Surgical Care Affiliates, LLC	Influence	0.000	UnitedHealth Group Incorporated	NO	
		00000	82-5207935				Castle Rock SurgiCenter, LLC	CO	NIA	SC Affiliates, LLC	Ownership	0.955	UnitedHealth Group Incorporated	NO	
		00000	82-5207935				Castle Rock SurgiCenter, LLC	CO	NIA	SCA-Castle Rock, LLC	Ownership	51.000	UnitedHealth Group Incorporated	NO	
		00000	20-5807941				Catalyst360, LLC	DE	NIA	Optum Services, Inc.	Ownership	100.000	UnitedHealth Group Incorporated	NO	
		00000	98-1069737				Catamaran S.á.r.l.	LUX	NIA	UnitedHealthcare International II S.á.r.l.	Ownership	100.000	UnitedHealth Group Incorporated	NO	
		00000	82-1715584				CCEC Anesthesia Management, LLC	TX	NIA	Corpus Christi Endoscopy Center, L.L.P.	Ownership	100.000	UnitedHealth Group Incorporated	NO	2
		00000					CDC Holdings Colombia S.A.S.	COL	NIA	Bordeaux UK Holdings II Limited	Ownership	100.000	UnitedHealth Group Incorporated	NO	
		00000	62-1358032				Cedar Creek Home Health Care Agency, LLC	TN	NIA	Eik Valley Professional Affiliates, Inc.	Ownership	100.000	UnitedHealth Group Incorporated	NO	
		00000	85-3868373				Cedar Park JV Partners, LLC	TX	NIA	SCA Cedar Park Holdings, LLC	Ownership	43.700	UnitedHealth Group Incorporated	NO	2
		00000	27-2533497				Cedar Park Surgery Center, LLC	TX	NIA	Cedar Park JV Partners, LLC	Ownership	35.500	UnitedHealth Group Incorporated	NO	2
		00000	27-2533497				Cedar Park Surgery Center, LLC	TX	NIA	SCA Cedar Park Holdings, LLC	Ownership	19.660	UnitedHealth Group Incorporated	NO	2
		00000	98-1111491				Cemed Care - Empresa de Atendimento Clínico Geral Ltda.	BRA	NIA	Esho - Empresa de Serviços Hospitalares S.A.	Ownership	0.000	UnitedHealth Group Incorporated	NO	
		00000	98-1111491				Cemed Care - Empresa de Atendimento Clínico Geral Ltda.	BRA	NIA	Amil Assistência Médica Internacional S.A.	Ownership	100.000	UnitedHealth Group Incorporated	NO	
		00000					Center for Quality Improvement, LLC	DE	NIA	OptumRx Holdings, LLC	Ownership	100.000	UnitedHealth Group Incorporated	NO	
		00000	85-3324771				Center for Restorative Surgery at Maple Grove, LLC	MN	NIA	SCA Maple Grove Holdings, LLC	Ownership	55.381	UnitedHealth Group Incorporated	NO	2
		00000	33-0483510				Centers for Family Medicine, GP	CA	NIA	MH Physician Three Holdco, a Medical Corporation	Ownership	99.000	UnitedHealth Group Incorporated	NO	1
		00000	84-4741808				Central Florida Partnership, LLC	FL	NIA	LHC Health Care Group of Florida, LLC	Ownership	60.000	UnitedHealth Group Incorporated	NO	
		00000	22-3669777				Central Jersey Ambulatory Surgical Center, L.L.C.	NJ	NIA	GI Ventures, LLC	Ownership	60.000	UnitedHealth Group Incorporated	NO	
		00000	20-4408565				Centre Home Care LLC	AL	NIA	AFAM Holding Co, LLC	Ownership	100.000	UnitedHealth Group Incorporated	NO	
		00000					CentrifyHealth, LLC	DE	NIA	UnitedHealth Group Incorporated	Ownership	100.000	UnitedHealth Group Incorporated	NO	
		00000					Centro de Entrenamiento Capacitación en Reanimación SpA	CHL	NIA	Servicios Integrados de Salud Ltda.	Ownership	1.000	UnitedHealth Group Incorporated	NO	
		00000					Centro de Entrenamiento Capacitación en Reanimación SpA	CHL	NIA	Clínica Dávila y Servicios Médicos S.p.A.	Ownership	99.000	UnitedHealth Group Incorporated	NO	
		00000	98-1450490				Centro de Servicios Compartidos Banmédica SpA	CHL	NIA	Constructora Inmobiliaria Magapoq S.A.	Ownership	0.100	UnitedHealth Group Incorporated	NO	
		00000	98-1450490				Centro de Servicios Compartidos Banmédica SpA	CHL	NIA	Banmédica S.A.	Ownership	99.900	UnitedHealth Group Incorporated	NO	
		00000					Centro Médico Hospitalar Pitangueiras Ltda.	BRA	NIA	Hospital Alvorada Taguatinga Ltda.	Ownership	0.000	UnitedHealth Group Incorporated	NO	

ANNUAL STATEMENT FOR THE YEAR 2023 OF THE UnitedHealthcare Plan of the River Valley, Inc.

SCHEDULE Y
PART 1A - DETAIL OF INSURANCE HOLDING COMPANY SYSTEM

1	2	3	4	5	6	7	8	9	10	11	12	13	14	15	16
Group Code	Group Name	NAIC Company Code	ID Number	Federal RSSD	CIK	Name of Securities Exchange if Publicly Traded (U.S. or International)	Names of Parent, Subsidiaries Or Affiliates	Domi-ciliary Location	Relation-ship to Reporting Entity	Directly Controlled by (Name of Entity/Person)	Type of Control (Ownership, Board, Management, Attorney-in-Fact, Influence, Other)	If Control is Ownership Provide Percentage	Ultimate Controlling Entity(ies)/Person(s)	Is an SCA Filing Re-quired? (Yes/No)	*
		00000					Centro Médico Hospitalar Pitangueiras Ltda.	.BRA	NIA	Esho - Empresa de Serviços Hospitalares S.A.	Ownership	100.000	UnitedHealth Group Incorporated	NO	
		00000	98-1457197				Centro Odontológico Americano S.A.C.	.PER	NIA	Pacífico S.A. Entidad Prestadora de Salud	Ownership	80.000	UnitedHealth Group Incorporated	NO	
		00000	98-1451635				Centromed Quilpué S.A.	.CHL	NIA	Administradora Médica Centromed S.A.	Ownership	93.450	UnitedHealth Group Incorporated	NO	
		00000					Centros Médicos y Dentales Multimed Ltda.	.CHL	NIA	Omesa SpA	Ownership	99.990	UnitedHealth Group Incorporated	NO	
		00000					Centros Médicos y Dentales Multimed Ltda.	.CHL	NIA	Clínica Dávila y Servicios Médicos S.p.A.	Ownership	0.010	UnitedHealth Group Incorporated	NO	
0707	UnitedHealth Group Incorporated	42765	42-1194107				Centurion Casualty Company	.NE	IA	Specialty Benefits, LLC	Ownership	100.000	UnitedHealth Group Incorporated	NO	
		00000	82-2038975				Chalfont HoldCo, LLC	.PA	NIA	Physicians Endoscopy, L.L.C.	Ownership	100.000	UnitedHealth Group Incorporated	NO	
		00000	81-2173507				Change Encircle, LLC	.DE	NIA	Change Healthcare Solutions, LLC	Ownership	100.000	UnitedHealth Group Incorporated	NO	
		00000	46-0809500				Change Healthcare Advocates, LLC	.DE	NIA	Change Healthcare Resources LLC	Ownership	100.000	UnitedHealth Group Incorporated	NO	
		00000	20-2058917				Change Healthcare Business Fulfillment, LLC	.DE	NIA	Change Healthcare Operations, LLC	Ownership	100.000	UnitedHealth Group Incorporated	NO	
		00000					Change Healthcare Canada Company	.CAN	NIA	Change Healthcare Ireland Limited	Ownership	100.000	UnitedHealth Group Incorporated	NO	
		00000	20-5716738				Change Healthcare Communications, LLC	.DE	NIA	Change Healthcare Solutions, LLC	Ownership	100.000	UnitedHealth Group Incorporated	NO	
		00000	16-1744317				Change Healthcare Correspondence Services, Inc.	.TX	NIA	Change Healthcare Operations, LLC	Ownership	100.000	UnitedHealth Group Incorporated	NO	
		00000	26-1147719				Change Healthcare Engagement Solutions, Inc.	.DE	NIA	Change Healthcare Solutions, LLC	Ownership	100.000	UnitedHealth Group Incorporated	NO	
		00000					Change Healthcare eRx Canada, Inc.	.CAN	NIA	Change Healthcare Solutions, LLC	Ownership	100.000	UnitedHealth Group Incorporated	NO	
		00000	32-0515867				Change Healthcare Finance, Inc.	.DE	NIA	Change Healthcare Holdings, LLC	Ownership	100.000	UnitedHealth Group Incorporated	NO	
		00000	45-4274703				Change Healthcare HealthQx, LLC	.PA	NIA	Change Healthcare Technologies, LLC	Ownership	100.000	UnitedHealth Group Incorporated	NO	
		00000	92-1410925				Change Healthcare Holdco Inc.	.DE	NIA	PF2 IP LLC	Ownership	0.300	UnitedHealth Group Incorporated	NO	
		00000	92-1410925				Change Healthcare Holdco Inc.	.DE	NIA	PF2 PST Services LLC	Ownership	30.400	UnitedHealth Group Incorporated	NO	
		00000	92-1410925				Change Healthcare Holdco Inc.	.DE	NIA	Change Healthcare Inc.	Ownership	69.300	UnitedHealth Group Incorporated	NO	
		00000	20-5799664				Change Healthcare Holdings, Inc.	.DE	NIA	Change Healthcare Intermediate Holdings, Inc.	Ownership	100.000	UnitedHealth Group Incorporated	NO	
		00000	30-0955587				Change Healthcare Holdings, LLC	.DE	NIA	Change Healthcare Intermediate Holdings, LLC	Ownership	100.000	UnitedHealth Group Incorporated	NO	
		00000					Change Healthcare Imaging Australia Pty Limited	.AUS	NIA	Change Healthcare Solutions, LLC	Ownership	100.000	UnitedHealth Group Incorporated	NO	
		00000	82-2152098				Change Healthcare Inc.	.DE	NIA	UnitedHealth Group Incorporated Change Healthcare Technology Enabled Services, LLC	Ownership	100.000	UnitedHealth Group Incorporated	NO	
		00000	98-1507218				Change Healthcare Innovation Israel Ltd.	.ISR	NIA	Change Healthcare Intermediate Holdings, Inc.	Ownership	100.000	UnitedHealth Group Incorporated	NO	
		00000	45-3637667				Change Healthcare Intermediate Holdings, LLC	.DE	NIA	Change Healthcare Performance, Inc.	Ownership	100.000	UnitedHealth Group Incorporated	NO	
		00000	38-4016792				Change Healthcare Ireland Limited	.DE	NIA	Change Healthcare LLC	Ownership	100.000	UnitedHealth Group Incorporated	NO	
		00000					Change Healthcare Ireland Limited	.IRL	NIA	Change Healthcare Solutions, LLC	Ownership	100.000	UnitedHealth Group Incorporated	NO	
		00000					Change Healthcare Ireland Solutions Limited	.IRL	NIA	Change Healthcare Ireland Limited	Ownership	100.000	UnitedHealth Group Incorporated	NO	
		00000	98-0498566				Change Healthcare Israel Ltd.	.ISR	NIA	Change Healthcare Ireland Limited	Ownership	100.000	UnitedHealth Group Incorporated	NO	
		00000	81-3611560				Change Healthcare LLC	.DE	NIA	Change Healthcare Holdco Inc.	Ownership	100.000	UnitedHealth Group Incorporated	NO	
		00000	20-5731067				Change Healthcare Operations, LLC	.DE	NIA	Change Healthcare Holdings, Inc.	Ownership	100.000	UnitedHealth Group Incorporated	NO	
		00000	26-3014624				Change Healthcare Payer Payment Integrity, LLC	.DE	NIA	Change Healthcare Solutions, LLC	Ownership	100.000	UnitedHealth Group Incorporated	NO	
		00000	45-3637794				Change Healthcare Performance, Inc.	.DE	NIA	Change Healthcare Holdings, LLC	Ownership	100.000	UnitedHealth Group Incorporated	NO	
		00000	01-0475134				Change Healthcare Pharmacy Solutions, Inc.	.ME	NIA	Change Healthcare Solutions, LLC	Ownership	100.000	UnitedHealth Group Incorporated	NO	
		00000					Change Healthcare Philippines, Inc.	.PHL	NIA	Change Healthcare Resources Holdings, Inc.	Ownership	100.000	UnitedHealth Group Incorporated	NO	
		00000	51-0370121				Change Healthcare Practice Management Solutions Group, Inc.	.DE	NIA	Change Healthcare Holdings, Inc.	Ownership	100.000	UnitedHealth Group Incorporated	NO	

ANNUAL STATEMENT FOR THE YEAR 2023 OF THE UnitedHealthcare Plan of the River Valley, Inc.

SCHEDULE Y
PART 1A - DETAIL OF INSURANCE HOLDING COMPANY SYSTEM

1	2	3	4	5	6	7	8	9	10	11	12	13	14	15	16
Group Code	Group Name	NAIC Company Code	ID Number	Federal RSSD	CIK	Name of Securities Exchange if Publicly Traded (U.S. or International)	Names of Parent, Subsidiaries Or Affiliates	Domiciliary Location	Relationship to Reporting Entity	Directly Controlled by (Name of Entity/Person)	Type of Control (Ownership, Board, Management, Attorney-in-Fact, Influence, Other)	If Control is Ownership Provide Percentage	Ultimate Controlling Entity(ies)/Person(s)	Is an SCA Filing Required? (Yes/No)	*
		00000	23-2939843				Change Healthcare Practice Management Solutions Investments, Inc.	..DENIA	Change Healthcare Practice Management Solutions Group, Inc.	Ownership	100.000	UnitedHealth Group Incorporated	..NO	
		00000	23-2939847				Change Healthcare Practice Management Solutions, Inc.	..DENIA	Change Healthcare Practice Management Solutions Group, Inc.	Ownership	100.000	UnitedHealth Group Incorporated	..NO	
		00000	27-1463418				Change Healthcare Puerto Rico, LLC	..DENIA	Change Healthcare Resources LLC	Ownership	100.000	UnitedHealth Group Incorporated	..NO	
		00000	27-4334265				Change Healthcare Resources Holdings, Inc.	..DENIA	Change Healthcare Resources, LLC	Ownership	100.000	UnitedHealth Group Incorporated	..NO	
		00000	38-4120853				Change Healthcare Resources IPA, LLC	..DENIA	Change Healthcare Resources LLC	Ownership	100.000	UnitedHealth Group Incorporated	..NO	
		00000	27-2872345				Change Healthcare Resources LLC	..DENIA	Change Healthcare Resources Holdings, Inc.	Ownership	100.000	UnitedHealth Group Incorporated	..NO	
		00000	20-5716594				Change Healthcare Solutions, LLC	..DENIA	Change Healthcare Operations, LLC	Ownership	100.000	UnitedHealth Group Incorporated	..NO	
		00000	58-1651222				Change Healthcare Technologies, LLC	..DENIA	Change Healthcare Holdings, LLC	Ownership	100.000	UnitedHealth Group Incorporated	..NO	
		00000	58-1953146				Change Healthcare Technology Enabled Services, LLC	..GANIA	Change Healthcare Holdings, LLC	Ownership	100.000	UnitedHealth Group Incorporated	..NO	
		00000	98-1141129				Change Healthcare UK Holdings Limited	..GBRNIA	Change Healthcare Ireland Limited	Ownership	100.000	UnitedHealth Group Incorporated	..NO	
		00000	46-1454664				Channel Islands Surgicenter Properties, LLC	..DENIA	SCA Holding Company, Inc.	Ownership	62.743	UnitedHealth Group Incorporated	..NO	
		00000	58-1709761				Charleston Surgery Center Limited Partnership	..SCNIA	SCA-Charleston, LLC	Ownership	25.955	UnitedHealth Group Incorporated	..NO	2
		00000	56-1449531				Charlotte Surgery Center, LLC	..NCNIA	Charlotte-SC, LLC	Ownership	10.779	UnitedHealth Group Incorporated	..NO	2
		00000	62-1262567				Charlotte-SC, LLC	..DENIA	SC Affiliates, LLC	Ownership	100.000	UnitedHealth Group Incorporated	..NO	
		00000	82-4075002				Chatham Orthopaedic ASC, LLC	..GANIA	SCA-Chatham, LLC	Ownership	15.000	UnitedHealth Group Incorporated	..NO	2
		00000	52-2008916				Chester River Home Care & Hospice, LLC	..MDNIA	Maryland Intermediary-IV, LLC	Ownership	100.000	UnitedHealth Group Incorporated	..NO	
		00000	57-0876493				Chesterfield Visiting Nurses Service, Inc.	..SCNIA	Atlantic Homecare, Inc.	Ownership	100.000	UnitedHealth Group Incorporated	..NO	
		00000	26-2389638				Childrens Surgery Center LLC	..FLNIA	SCA-Central Florida, LLC	Ownership	51.000	UnitedHealth Group Incorporated	..NO	2
		00000	26-2389638				Childrens Surgery Center LLC	..FLNIA	SC Affiliates, LLC	Ownership	4.174	UnitedHealth Group Incorporated	..NO	2
		00000	26-4651320				Christopher Stalberg, M.D., PLLC	..AZNIA	Physician United PLLC	Ownership	100.000	UnitedHealth Group Incorporated	..NO	1
		00000	27-1655973				Cielo House, Inc.	..CANIA	Physician(s) Owned	Influence	0.000	UnitedHealth Group Incorporated	..NO	1
		00000	62-1510209				Citrus Regional Surgery Center, L.P.	..TNNIA	SCA-Citrus, LLC	Ownership	57.000	UnitedHealth Group Incorporated	..NO	
		00000	27-0204579				Claims Management Systems, Inc.	..FLNIA	Solstice Benefits, Inc.	Ownership	100.000	UnitedHealth Group Incorporated	..NO	
		00000	80-0278168				Clarksville Home Care Services, LLC	..DENIA	AF-CH-HH, LLC	Ownership	100.000	UnitedHealth Group Incorporated	..NO	
		00000	11-3729602				Clay County Hospital Home Care, LLC	..ALNIA	Alabama Health Care Group, LLC	Ownership	90.000	UnitedHealth Group Incorporated	..NO	
		00000	27-1374374				Clear Health Strategies, LLC	..FLNIA	Cruise DE, Inc.	Ownership	100.000	UnitedHealth Group Incorporated	..NO	
		00000	20-3742012				Cleburne Surgical Center, LLC	..TXNIA	Surgical Care Affiliates, LLC	Influence	0.000	UnitedHealth Group Incorporated	..NO	
		00000	26-3388524				Cleveland Home Care Services, LLC	..DENIA	AF-CH-HH, LLC	Ownership	100.000	UnitedHealth Group Incorporated	..NO	
		00000	98-1459640				Clínica Alameda SpA	..CHLNIA	Saden S.A.	Ownership	0.200	UnitedHealth Group Incorporated	..NO	
		00000	98-1459640				Clínica Alameda SpA	..CHLNIA	Vida Integra S.p.A.	Ownership	99.800	UnitedHealth Group Incorporated	..NO	
		00000	98-1443171				Clínica Bio Bio SpA	..CHLNIA	Inversiones Clínicas Santa María SpA	Ownership	100.000	UnitedHealth Group Incorporated	..NO	
		00000	98-1443171				Clínica Bio Bio SpA	..CHLNIA	Banmedica S.A.	Ownership	0.000	UnitedHealth Group Incorporated	..NO	
		00000	98-1442191				Clínica Ciudad del Mar S.A.	..CHLNIA	Banmedica S.A.	Ownership	0.000	UnitedHealth Group Incorporated	..NO	
		00000	98-1442191				Clínica Ciudad del Mar S.A.	..CHLNIA	Inversiones Clínicas Santa María SpA	Ownership	100.000	UnitedHealth Group Incorporated	..NO	
		00000	98-1446132				Clínica Dávila y Servicios Médicos S.p.A.	..CHLNIA	Clínica Santa María S.p.A.	Ownership	0.002	UnitedHealth Group Incorporated	..NO	
		00000	98-1446132				Clínica Dávila y Servicios Médicos S.p.A.	..CHLNIA	Banmedica S.A.	Ownership	99.998	UnitedHealth Group Incorporated	..NO	
		00000	98-1462343				Clínica San Felipe S.A.	..PERNIA	Pacifico S.A. Entidad Prestadora de Salud	Ownership	94.063	UnitedHealth Group Incorporated	..NO	
		00000	98-1455936				Clínica Sánchez Ferrer S.A.	..PERNIA	Pacifico S.A. Entidad Prestadora de Salud	Ownership	100.000	UnitedHealth Group Incorporated	..NO	
		00000	98-1442754				Clínica Santa María S.p.A.	..CHLNIA	Banmedica S.A.	Ownership	99.510	UnitedHealth Group Incorporated	..NO	
		00000	98-1442745				Clínica Vespuccio S.A.	..CHLNIA	Inversiones Clínicas Santa María SpA	Ownership	100.000	UnitedHealth Group Incorporated	..NO	
		00000	98-1442745				Clínica Vespuccio S.A.	..CHLNIA	Banmedica S.A.	Ownership	0.000	UnitedHealth Group Incorporated	..NO	
		00000	46-2879718				Clinical Partners of Colorado Springs, LLC	..CONIA	OptumCare Colorado, LLC	Ownership	50.000	UnitedHealth Group Incorporated	..NO	
		00000	45-4406745				Clinton Home Health & Hospice, LLC	..OKNIA	AFAM Holding Co IV, LLC	Ownership	100.000	UnitedHealth Group Incorporated	..NO	
		00000	20-2236024				Clinton Partners, LLC	..MINIA	HFHS-SCA Holdings, LLC	Ownership	51.354	UnitedHealth Group Incorporated	..NO	2

SCHEDULE Y
PART 1A - DETAIL OF INSURANCE HOLDING COMPANY SYSTEM

1	2	3	4	5	6	7	8	9	10	11	12	13	14	15	16
Group Code	Group Name	NAIC Company Code	ID Number	Federal RSSD	CIK	Name of Securities Exchange if Publicly Traded (U.S. or International)	Names of Parent, Subsidiaries Or Affiliates	Domiciliary Location	Relationship to Reporting Entity	Directly Controlled by (Name of Entity/Person)	Type of Control (Ownership, Board, Management, Attorney-in-Fact, Influence, Other)	If Control is Ownership Provide Percentage	Ultimate Controlling Entity(ies)/Person(s)	Is an SCA Filing Required? (Yes/No)	*
		00000	26-2688869				CMC Home Health and Hospice, LLC	AR	NIA	Arkansas Health Care Group, LLC	Ownership	100.000	UnitedHealth Group Incorporated	NO	
		00000	98-1277015				CMS - Central de Manipulaçao e Servicos Farmaceuticos Ltda.	BRA	NIA	Esho - Empresa de Servicos Hospitalares S.A.	Ownership	0.010	UnitedHealth Group Incorporated	NO	
		00000	98-1277015				CMS - Central de Manipulaçao e Servicos Farmaceuticos Ltda.	BRA	NIA	COI - Clinicas Oncologicas Integradas S.A.	Ownership	99.990	UnitedHealth Group Incorporated	NO	
		00000	27-1193028				Coalition for Advanced Pharmacy Services, Inc.	DE	NIA	Optum Hospice Pharmacy Services, LLC	Ownership	1.277	UnitedHealth Group Incorporated	NO	
		00000	27-1193028				Coalition for Advanced Pharmacy Services, Inc.	DE	NIA	OptumRx PBM of Maryland, LLC	Ownership	5.341	UnitedHealth Group Incorporated	NO	
		00000	27-1193028				Coalition for Advanced Pharmacy Services, Inc.	DE	NIA	OptumRx Home Delivery of Ohio, LLC	Ownership	0.116	UnitedHealth Group Incorporated	NO	
		00000	27-1193028				Coalition for Advanced Pharmacy Services, Inc.	DE	NIA	OptumRx Health Solutions, LLC	Ownership	93.266	UnitedHealth Group Incorporated	NO	
		00000	54-1565761				Coastal Counseling Center, Inc.	VA	NIA	Refresh Mental Health, Inc.	Ownership	100.000	UnitedHealth Group Incorporated	NO	
		00000	98-1444067				Cobranzas Banmedica SpA	CHL	NIA	Saden S.A.	Ownership	0.000	UnitedHealth Group Incorporated	NO	
		00000	98-1444067				Cobranzas Banmedica SpA	CHL	NIA	Banmedica S.A.	Ownership	100.000	UnitedHealth Group Incorporated	NO	
		00000	20-3056794				Cognitive-Behavioral Therapy Center of Western North Carolina, P.A.	NC	NIA	Physician(s) Owned	Influence	0.000	UnitedHealth Group Incorporated	NO	1
		00000	98-1276040				COI - Clinicas Oncologicas Integradas S.A.	BRA	NIA	Esho - Empresa de Servicos Hospitalares S.A.	Ownership	100.000	UnitedHealth Group Incorporated	NO	
		00000	27-2337616				Collaborative Care Holdings, LLC	DE	NIA	OptumHealth Holdings, LLC	Ownership	100.000	UnitedHealth Group Incorporated	NO	
		00000	27-2337487				Collaborative Care Services, Inc.	DE	NIA	Collaborative Care Holdings, LLC	Ownership	100.000	UnitedHealth Group Incorporated	NO	
		00000	45-2614005				Collaborative Realty, LLC	NY	NIA	Collaborative Care Holdings, LLC	Ownership	100.000	UnitedHealth Group Incorporated	NO	
		00000					Colmedica Medicina Prepagada S.A.	COL	NIA	Constructora Inmobiliaria Magapoq S.A.	Ownership	0.000	UnitedHealth Group Incorporated	NO	
		00000					Colmedica Medicina Prepagada S.A.	COL	NIA	Banmedica S.A.	Ownership	76.270	UnitedHealth Group Incorporated	NO	
		00000	02-0626080				Colonial Family Practice, L.L.C.	SC	NIA	Physician(s) Owned	Influence	0.000	UnitedHealth Group Incorporated	NO	1
		00000	83-1529015				Colonial Outpatient Surgery Center, LLC	FL	NIA	SC Affiliates, LLC	Ownership	14.500	UnitedHealth Group Incorporated	NO	
		00000	83-1529015				Colonial Outpatient Surgery Center, LLC	FL	NIA	SCA-Colonial Partners, LLC	Ownership	51.000	UnitedHealth Group Incorporated	NO	
		00000	61-1870845				Colonial Practice Management, LLC	DE	NIA	Collaborative Care Holdings, LLC	Ownership	100.000	UnitedHealth Group Incorporated	NO	
		00000	47-4049624				Colorado Clinical Partners, LLC	CO	NIA	Imperium Health Management, LLC	Ownership	100.000	UnitedHealth Group Incorporated	NO	
		00000	38-3934017				Colorado Health Care Group, LLC	CO	NIA	LHC Group, Inc.	Ownership	100.000	UnitedHealth Group Incorporated	NO	
		00000	36-4855703				Colorado In-Home Healthcare Partnership-I, LLC	CO	NIA	Colorado Health Care Group, LLC	Ownership	100.000	UnitedHealth Group Incorporated	NO	
		00000	61-1813323				Colorado In-Home Partner-I, LLC	CO	NIA	Colorado In-Home Healthcare Partnership-I, LLC	Ownership	100.000	UnitedHealth Group Incorporated	NO	
		00000	37-1636677				Colorado Innovative Physician Solutions, Inc.	CO	NIA	OptumCare Colorado, LLC	Ownership	100.000	UnitedHealth Group Incorporated	NO	
		00000	84-1160450				Colorado Springs Surgery Center, Ltd.	CO	NIA	SCA-Colorado Springs, LLC	Ownership	95.000	UnitedHealth Group Incorporated	NO	
		00000	52-2052733				Columbia Counseling Center P.A.	MD	NIA	Physician(s) Owned	Influence	0.000	UnitedHealth Group Incorporated	NO	1
		00000	11-3647007				Comfort Care Transportation, LLC	TX	NIA	WellMed Medical Management, Inc.	Ownership	100.000	UnitedHealth Group Incorporated	NO	
		00000	20-4591877				Compassionate Healthcare Management Group, Inc.	GA	NIA	Compassionate Hospice of Georgia, Inc.	Ownership	100.000	UnitedHealth Group Incorporated	NO	
		00000	45-3245661				Compassionate Hospice of Georgia, Inc.	DE	NIA	Halcyon Healthcare, LLC	Ownership	100.000	UnitedHealth Group Incorporated	NO	
		00000	32-0551188				Connect Medical, P.C.	NY	NIA	Physician(s) Owned	Influence	0.000	UnitedHealth Group Incorporated	NO	1
		00000					Connecticut Health Care Group Holdings, LLC	CT	NIA	LHC Group, Inc.	Ownership	100.000	UnitedHealth Group Incorporated	NO	
		00000	06-1254084				Connecticut Home Health Care, Incorporated	CT	NIA	Bracor, Inc.	Ownership	100.000	UnitedHealth Group Incorporated	NO	
		00000	06-1592173				Connecticut Surgery Center, Limited Partnership	CT	NIA	Surgical Care Affiliates, LLC	Ownership	1.637	UnitedHealth Group Incorporated	NO	
		00000	06-1592173				Connecticut Surgery Center, Limited Partnership	CT	NIA	Connecticut Surgical Center, LLC	Ownership	51.000	UnitedHealth Group Incorporated	NO	
		00000	26-1313646				Connecticut Surgery Properties, LLC	DE	NIA	SC Affiliates, LLC	Ownership	100.000	UnitedHealth Group Incorporated	NO	

41.11

ANNUAL STATEMENT FOR THE YEAR 2023 OF THE UnitedHealthcare Plan of the River Valley, Inc.

SCHEDULE Y
PART 1A - DETAIL OF INSURANCE HOLDING COMPANY SYSTEM

1	2	3	4	5	6	7	8	9	10	11	12	13	14	15	16
Group Code	Group Name	NAIC Company Code	ID Number	Federal RSSD	CIK	Name of Securities Exchange if Publicly Traded (U.S. or International)	Names of Parent, Subsidiaries Or Affiliates	Domi-ciliary Location	Relation-ship to Reporting Entity	Directly Controlled by (Name of Entity/Person)	Type of Control (Ownership, Board, Management, Attorney-in-Fact, Influence, Other)	If Control is Ownership Provide Percentage	Ultimate Controlling Entity(ies)/Person(s)	Is an SCA Filing Re-quired? (Yes/No)	*
00000		06-1156342					Connecticut Surgical Center, LLC	DE	NIA	Surgical Care Affiliates, LLC	Ownership	56.862	UnitedHealth Group Incorporated	NO	
00000		46-0891463					ConnectYourCare, Inc.	DE	NIA	Optum Financial, Inc.	Ownership	100.000	UnitedHealth Group Incorporated	NO	
00000		26-1274092					ConnectYourCare, LLC	MD	NIA	ConnectYourCare, Inc.	Ownership	100.000	UnitedHealth Group Incorporated	NO	
00000		98-1448720					Constructora Inmobiliaria Magapoc S.A.	CHL	NIA	Inmobiliaria Apoquindo 3600 Ltda.	Ownership	0.100	UnitedHealth Group Incorporated	NO	
00000		98-1448720					Constructora Inmobiliaria Magapoc S.A.	CHL	NIA	Banmedica S.A.	Ownership	99.900	UnitedHealth Group Incorporated	NO	
00000		20-0231080					Consumer Wellness Solutions, LLC	DE	NIA	RVO Health, LLC	Ownership	100.000	UnitedHealth Group Incorporated	NO	
00000		27-0533277					Coosa Valley HomeCare, LLC	AL	NIA	Alabama Health Care Group, LLC	Ownership	75.000	UnitedHealth Group Incorporated	NO	
00000		45-4845966					Cornerstone Palliative and Hospice LLC	MS	NIA	Halcyon Healthcare, LLC	Ownership	67.000	UnitedHealth Group Incorporated	NO	
00000		87-1134519					Cornerstone Surgery Center, LLC	FL	NIA	SC Affiliates, LLC	Ownership	100.000	UnitedHealth Group Incorporated	NO	
00000		20-2595593					Corpus Christi Endoscopy Center, L.L.P.	TX	NIA	SCA Pacific Holdings, Inc.	Ownership	18.500	UnitedHealth Group Incorporated	NO	2
00000							Country Scan Ltda.	COL	NIA	Patrimonio Autónomo Nueva Clínica	Ownership	51.800	UnitedHealth Group Incorporated	NO	
00000		45-4845621					Covenant Palliative and Hospice, LLC	MS	NIA	Halcyon Healthcare, LLC	Ownership	100.000	UnitedHealth Group Incorporated	NO	
00000		75-2862780					Cross Timbers Surgery Center, LLC	TX	NIA	Surgical Care Affiliates, LLC	Influence	0.000	UnitedHealth Group Incorporated	NO	
00000		26-3376835					Crossroads Home Care Services, LLC	DE	NIA	AFAM Holding Co, LLC	Ownership	99.000	UnitedHealth Group Incorporated	NO	
00000		26-3376835					Crossroads Home Care Services, LLC	DE	NIA	Illinois Home Care Holdings, LLC	Ownership	1.000	UnitedHealth Group Incorporated	NO	
00000		27-2036777					Cruise DE, Inc.	DE	NIA	AHP CHS Holdings LLC	Ownership	12.000	UnitedHealth Group Incorporated	NO	
00000		92-2036777					Cruise DE, Inc.	DE	NIA	United HealthCare Services, Inc.	Ownership	88.000	UnitedHealth Group Incorporated	NO	
00000							Crystal Run Ambulatory Surgery Center of Middletown, LLC	NY	NIA	Ambulatory Partner Holdings, LLC	Ownership	51.000	UnitedHealth Group Incorporated	NO	
00000		45-2821606					Crystal Run Healthcare ACO, LLC	NY	NIA	Collaborative Care Holdings, LLC	Ownership	100.000	UnitedHealth Group Incorporated	NO	
00000		13-3843560					Crystal Run Healthcare Physicians LLP	NY	NIA	Physician(s) Owned	Influence	0.000	UnitedHealth Group Incorporated	NO	1
00000		46-0892530					Crystal Run Transformation Services, LLC	NY	NIA	Collaborative Care Holdings, LLC	Ownership	100.000	UnitedHealth Group Incorporated	NO	
00000		92-1942482					CTVSA Holdings, LLC	DE	NIA	OptumCare Specialty Practices, LLC	Ownership	87.780	UnitedHealth Group Incorporated	NO	
00000		83-1352538					CTVSA Management, LLC	DE	NIA	CTVSA Holdings, LLC	Ownership	100.000	UnitedHealth Group Incorporated	NO	
00000		26-0080565					Cypress Care, Inc.	DE	NIA	Healthcare Solutions, Inc.	Ownership	100.000	UnitedHealth Group Incorporated	NO	
00000							Dallas County Medical Center HomeCare, L.L.C.	AR	NIA	Arkansas Health Care Group, LLC	Ownership	100.000	UnitedHealth Group Incorporated	NO	
00000		34-2013785					Danbury Surgical Center, L.P.	GA	NIA	SCA Danbury Surgical Center, LLC	Ownership	32.647	UnitedHealth Group Incorporated	NO	2
00000		63-1263704					Database Solutions II, LLC	DE	NIA	AccuReg Holdings, LLC	Ownership	100.000	UnitedHealth Group Incorporated	NO	
00000		41-1879063					David C. Anderholm, M.D., P.A.	MN	NIA	Physician(s) Owned	Influence	0.000	UnitedHealth Group Incorporated	NO	1
00000		81-5101448					David Moen, M.D. P.C.	NY	NIA	Physician(s) Owned	Influence	0.000	UnitedHealth Group Incorporated	NO	1
00000		45-2380022					David R. Ferrell, M.D., P.C.	NV	NIA	Physician(s) Owned	Influence	0.000	UnitedHealth Group Incorporated	NO	1
00000		11-2811353					Day-OP Center Of Long Island Inc.	NY	NIA	Physician(s) Owned	Influence	0.000	UnitedHealth Group Incorporated	NO	1
00000		75-2790863					Day-Op Surgery Consulting Company, LLC	DE	NIA	ProHEALTH Medical Management, LLC	Ownership	100.000	UnitedHealth Group Incorporated	NO	
00000		83-1396214					Daybreak Real Estate, LLC	TN	NIA	Refresh Mental Health, Inc.	Ownership	100.000	UnitedHealth Group Incorporated	NO	
00000		52-1811176					DBP Services of New York IPA, Inc.	NY	NIA	Dental Benefit Providers, Inc.	Ownership	100.000	UnitedHealth Group Incorporated	NO	
00000		47-3322541					DBT and EMDR Specialists, P.A.	MN	NIA	Physician(s) Owned	Influence	0.000	UnitedHealth Group Incorporated	NO	1
00000		92-1741749					Delaware Health Care Group, LLC	DE	NIA	LHC Group, Inc.	Ownership	100.000	UnitedHealth Group Incorporated	NO	
00000		51-0401940					Delaware Surgery Center, LLC	DE	NIA	Virtua-SCA Holdings II, LLC	Ownership	57.570	UnitedHealth Group Incorporated	NO	
00000		26-3376957					Deming Home Care Services, LLC	DE	NIA	AF-CH-HH, LLC	Ownership	100.000	UnitedHealth Group Incorporated	NO	
00000							Dental Benefit Providers of California, Inc.	CA	IA	Dental Benefit Providers, Inc.	Ownership	100.000	UnitedHealth Group Incorporated	NO	
00000		52-1452809					Dental Benefit Providers, Inc.	DE	NIA	United HealthCare Services, Inc.	Ownership	100.000	UnitedHealth Group Incorporated	NO	
00000		41-2014834					Denton Endoscopy Surgery Center, LLC	TX	NIA	Surgical Care Affiliates, LLC	Influence	0.000	UnitedHealth Group Incorporated	NO	
00000		47-0926556					Denton Surgery Center, LLC	TX	NIA	Surgical Care Affiliates, LLC	Influence	0.000	UnitedHealth Group Incorporated	NO	
00000		82-1436601					Derry Surgical Center, LLC	NH	NIA	SCA-Derry, LLC	Ownership	72.000	UnitedHealth Group Incorporated	NO	
00000		98-1460401					Diagnóstico Ecotomográfico Centromed Ltda.	CHL	NIA	Administradora Médica Centromed S.A.	Ownership	50.000	UnitedHealth Group Incorporated	NO	
00000		98-1460347					Diagnóstico por Imágenes Centromed Ltda.	CHL	NIA	Centromed Quilpué S.A.	Ownership	6.660	UnitedHealth Group Incorporated	NO	
00000		98-1460347					Diagnóstico por Imágenes Centromed Ltda.	CHL	NIA	Administradora Médica Centromed S.A.	Ownership	93.340	UnitedHealth Group Incorporated	NO	

41.12

ANNUAL STATEMENT FOR THE YEAR 2023 OF THE UnitedHealthcare Plan of the River Valley, Inc.

SCHEDULE Y
PART 1A - DETAIL OF INSURANCE HOLDING COMPANY SYSTEM

1 Group Code	2 Group Name	3 NAIC Company Code	4 ID Number	5 Federal RSSD	6 CIK	7 Name of Securities Exchange if Publicly Traded (U.S. or International)	8 Names of Parent, Subsidiaries or Affiliates	9 Domiciliary Location	10 Relationship to Reporting Entity	11 Directly Controlled by (Name of Entity/Person)	12 Type of Control (Ownership, Board, Management, Attorney-in-Fact, Influence, Other)	13 If Control is Ownership Provide Percentage	14 Ultimate Controlling Entity(ies)/Person(s)	15 Is an SCA Filing Required? (Yes/No)	16 *
		00000	33-0292435				Digestive Disease Center, L.P.	CA	NIA	Beach Surgical Holdings LLC Esho - Empresa de Serviços Hospitalares S.A.	Ownership	51.000	UnitedHealth Group Incorporated	NO	2
		00000	98-1285762				Dilab Medicina Nuclear Ltda.	BRA	NIA		Ownership	100.000	UnitedHealth Group Incorporated	NO	
		00000	27-4022876				Diplomat Blocker, LLC	DE	NIA	Diplomat Pharmacy, Inc.	Ownership	100.000	UnitedHealth Group Incorporated	NO	
		00000	38-3453193				Diplomat Corporate Properties, LLC	MI	NIA	Diplomat Pharmacy, Inc.	Ownership	100.000	UnitedHealth Group Incorporated	NO	
		00000	38-2063100				Diplomat Pharmacy, Inc.	MI	NIA	OptumRx Holdings, LLC	Ownership	100.000	UnitedHealth Group Incorporated	NO	
		00000	45-3329728				Discovery Counseling & Consulting, LLC	VA	NIA	Refresh Mental Health, Inc.	Ownership	100.000	UnitedHealth Group Incorporated	NO	
		00000	30-0238641				Distance Learning Network, Inc.	DE	NIA	OptumHealth Holdings, LLC	Ownership	100.000	UnitedHealth Group Incorporated	NO	
		00000	47-2415159				divvyMED, LLC	DE	NIA	Penzo Enterprises, LLC	Ownership	100.000	UnitedHealth Group Incorporated	NO	
		00000	20-0419099				Doc Martins, PLLC	AZ	NIA	Physician United PLLC	Ownership	100.000	UnitedHealth Group Incorporated	NO	1
		00000	84-4477557				DocASAP US, LLC	DE	NIA	DocASAP, Inc.	Ownership	100.000	UnitedHealth Group Incorporated	NO	
		00000	26-4753954				DocASAP, Inc.	DE	NIA	OptumInsight, Inc.	Ownership	100.000	UnitedHealth Group Incorporated	NO	
		00000					Doctor + S.A.C.	PER	NIA	Pacifico S.A. Entidad Prestadora de Salud	Ownership	100.000	UnitedHealth Group Incorporated	NO	
		00000					Dovetail Digital Limited	GBR	NIA	EMIS Group Limited	Ownership	100.000	UnitedHealth Group Incorporated	NO	
		00000	82-5264853				Dry Creek Surgery Center, LLC	CO	NIA	SCA-Dry Creek, LLC	Ownership	62.972	UnitedHealth Group Incorporated	NO	
		00000	27-2176462				DSP Flint Real Estate, LLC	MI	NIA	Diplomat Pharmacy, Inc.	Ownership	100.000	UnitedHealth Group Incorporated	NO	
		00000	27-2499399				DSP-Building C, LLC	MI	NIA	Diplomat Pharmacy, Inc.	Ownership	100.000	UnitedHealth Group Incorporated	NO	
		00000	82-5181311				DTC Surgery Center, LLC	CO	NIA	SCA-Denver Physicians Holdings, LLC	Ownership	100.000	UnitedHealth Group Incorporated	NO	
		00000	27-2103713				Dublin Surgery Center, LLC	OH	NIA	SCA-Dublin, LLC	Ownership	10.000	UnitedHealth Group Incorporated	NO	2
		00000	82-0668583				Duluth Surgical Suites, LLC	MN	NIA	SCA Duluth Holdings, LLC	Ownership	42.697	UnitedHealth Group Incorporated	NO	2
		00000	04-3106404				Durable Medical Equipment, Inc.	MA	NIA	Reliant Medical Group, Inc.	Ownership	100.000	UnitedHealth Group Incorporated	NO	1
		00000	59-3625966				DWIC of Tampa Bay, Inc.	FL	NIA	MedExpress Development, LLC	Ownership	100.000	UnitedHealth Group Incorporated	NO	
		00000	59-3705426				E Street Endoscopy, LLC	FL	NIA	West Coast Endoscopy Holdings, LLC	Ownership	51.000	UnitedHealth Group Incorporated	NO	
		00000	95-4660712				Ear Professionals International Corporation	DE	NIA	Specialty Benefits, LLC	Ownership	100.000	UnitedHealth Group Incorporated	NO	
		00000	26-4812422				East Alabama Medical Center HomeCare, LLC	AL	NIA	Alabama Health Care Group, LLC	Ownership	75.000	UnitedHealth Group Incorporated	NO	
		00000	47-2142765				East Arkansas Health Holdings, LLC	AR	NIA	Arkansas Health Care Group, LLC	Ownership	100.000	UnitedHealth Group Incorporated	NO	
		00000	02-0593133				East Brunswick Surgery Center, LLC	NJ	NIA	Endoscopy Center Affiliates, Inc.	Ownership	27.000	UnitedHealth Group Incorporated	NO	
		00000	02-0593133				East Brunswick Surgery Center, LLC	NJ	NIA	ASC Holdings of New Jersey, LLC	Ownership	51.000	UnitedHealth Group Incorporated	NO	
		00000	26-3006590				East Side Endoscopy, L.L.C.	NY	NIA	PE Healthcare Associates, LLC	Ownership	50.926	UnitedHealth Group Incorporated	NO	
		00000	85-2462743				Eastern Georgia Partnership, LLC	GA	NIA	Georgia Health Care Group, L.L.C.	Ownership	75.000	UnitedHealth Group Incorporated	NO	
		00000	83-1326480				EAVF Acquisition Holdings, LLC	PA	NIA	Physicians Endoscopy, L.L.C.	Ownership	100.000	UnitedHealth Group Incorporated	NO	
		00000	46-1730656				ECBC General Partner, LLC	PA	NIA	Virtua-SCA Holdings II, LLC	Ownership	51.000	UnitedHealth Group Incorporated	NO	
		00000	71-0923682				eCode Solutions, LLC	DE	NIA	Surgical Care Affiliates, LLC	Ownership	100.000	UnitedHealth Group Incorporated	NO	
		00000	61-0981240				Edelson and Associates, Inc.	KY	NIA	Refresh Kentucky, LLC	Ownership	100.000	UnitedHealth Group Incorporated	NO	
		00000					Edenbridge Healthcare Limited	GBR	NIA	EMIS Group Limited	Ownership	100.000	UnitedHealth Group Incorporated	NO	
		00000	72-1133426				Egan Health Care Corporation	LA	NIA	Southeast Louisiana HomeCare, L.L.C.	Ownership	100.000	UnitedHealth Group Incorporated	NO	
		00000	72-1437928				Egan Healthcare of Northshore, Inc.	LA	NIA	Southeast Louisiana HomeCare, L.L.C.	Ownership	100.000	UnitedHealth Group Incorporated	NO	
		00000	72-1430044				Egan Healthcare of Plaquemines, Inc.	LA	NIA	Southeast Louisiana HomeCare, L.L.C.	Ownership	100.000	UnitedHealth Group Incorporated	NO	
		00000					Egan Hospice Services of the Northshore, LLC	LA	NIA	Southeast Louisiana HomeCare, L.L.C.	Ownership	100.000	UnitedHealth Group Incorporated	NO	
		00000	26-1101454				Egton Limited	GBR	NIA	EMIS Group Limited	Ownership	100.000	UnitedHealth Group Incorporated	NO	
		00000					Egton Medical Information Systems Limited	GBR	NIA	EMIS Group Limited	Ownership	100.000	UnitedHealth Group Incorporated	NO	
		00000	92-1656532				EH-SCA Holdings, LLC	DE	NIA	SC Affiliates, LLC	Ownership	100.000	UnitedHealth Group Incorporated	NO	
		00000	26-4626302				EI Dorado Home Care Services, LLC	DE	NIA	AFAM Holding Co V, LLC	Ownership	100.000	UnitedHealth Group Incorporated	NO	
		00000	84-1162764				Electronic Network Systems, Inc.	DE	NIA	Optum360 Solutions, LLC	Ownership	100.000	UnitedHealth Group Incorporated	NO	
		00000	47-3861802				Elite Focus Clinic, Inc., a Professional Corporation	CA	NIA	Physician(s) Owned	Influence	0.000	UnitedHealth Group Incorporated	NO	1
		00000	82-2363578				Elite Physical Therapy Services, LLC	AR	NIA	LHC Group, Inc.	Ownership	100.000	UnitedHealth Group Incorporated	NO	
		00000	62-1204869				Elk Valley Health Services, LLC	TN	NIA	Elk Valley Professional Affiliates, Inc.	Ownership	100.000	UnitedHealth Group Incorporated	NO	

ANNUAL STATEMENT FOR THE YEAR 2023 OF THE UnitedHealthcare Plan of the River Valley, Inc.

SCHEDULE Y

PART 1A - DETAIL OF INSURANCE HOLDING COMPANY SYSTEM

1 Group Code	2 Group Name	3 NAIC Company Code	4 ID Number	5 Federal RSSD	6 CIK	7 Name of Securities Exchange if Publicly Traded (U.S. or International)	8 Names of Parent, Subsidiaries Or Affiliates	9 Domiciliary Location	10 Relationship to Reporting Entity	11 Directly Controlled by (Name of Entity/Person)	12 Type of Control (Ownership, Board, Management, Attorney-in-Fact, Influence, Other)	13 If Control is Ownership Provide Percentage	14 Ultimate Controlling Entity(ies)/Person(s)	15 Is an SCA Filing Required? (Yes/No)	16 *
		00000	62-1193854				Elk Valley Home Health Care Agency, LLC	.. TN.....NIA.....	Elk Valley Professional Affiliates, Inc.	Ownership.....	100.000	UnitedHealth Group IncorporatedNO.....	
		00000	62-1193858				Elk Valley Professional Affiliates, Inc.	.. TN.....NIA.....	Tennessee Health Care Group, LLC	Ownership.....	100.000	UnitedHealth Group IncorporatedNO.....	
		00000	98-1339173				Elual Participações S.A.	..BRA.....NIA.....	Esho - Empresa de Serviços Hospitalares S.A.	Ownership.....	39.990	UnitedHealth Group IncorporatedNO.....	
		00000	98-1339173				Elual Participações S.A.	..BRA.....NIA.....	Amil Assistência Médica Internacional S.A.	Ownership.....	60.010	UnitedHealth Group IncorporatedNO.....	
		00000	62-1502718				EM Orange Tree LLC	.. CA.....NIA.....	EPIC Management Services, LLC	Ownership.....	100.000	UnitedHealth Group IncorporatedNO.....	
		00000	62-1502718				Emerald Coast Surgery Center, L.P.	.. FL.....NIA.....	SVHS-SCA Emerald Coast JW, LLC	Ownership.....	61.000	UnitedHealth Group IncorporatedNO.....	
		00000					EMIS Care Limited	..GBR.....NIA.....	EMIS Group Limited	Ownership.....	100.000	UnitedHealth Group IncorporatedNO.....	
		00000					EMIS Group Limited	..GBR.....NIA.....	Bordeaux UK Holdings II Limited	Ownership.....	100.000	UnitedHealth Group IncorporatedNO.....	
		00000					EMIS Health Community Pharmacy Limited	..GBR.....NIA.....	EMIS Group Limited	Ownership.....	100.000	UnitedHealth Group IncorporatedNO.....	
		00000					EMIS Health India Private Limited	..IND.....NIA.....	Egton Medical Information Systems Limited	Ownership.....	10.000	UnitedHealth Group IncorporatedNO.....	
		00000					EMIS Health India Private Limited	..IND.....NIA.....	EMIS Group Limited	Ownership.....	90.000	UnitedHealth Group IncorporatedNO.....	
		00000					EMIS Health Limited	..GBR.....NIA.....	EMIS Group Limited	Ownership.....	100.000	UnitedHealth Group IncorporatedNO.....	
		00000					EMIS Health Primary Care Limited	..GBR.....NIA.....	EMIS Group Limited	Ownership.....	100.000	UnitedHealth Group IncorporatedNO.....	
		00000					EMIS Health Secondary Care Limited	..GBR.....NIA.....	EMIS Group Limited	Ownership.....	100.000	UnitedHealth Group IncorporatedNO.....	
		00000					EMIS Health Specialist Care Limited	..GBR.....NIA.....	EMIS Group Limited	Ownership.....	100.000	UnitedHealth Group IncorporatedNO.....	
		00000	87-1240516				Emisar Pharma Services LLC	.. DE.....NIA.....	Optum Pharma Services Holdings, Inc.	Ownership.....	99.502	UnitedHealth Group IncorporatedNO.....	
		00000	33-0181426				Empire Physicians Medical Group, Inc.	.. CA.....NIA.....	Physician(s) Owned	Influence.....	0.000	UnitedHealth Group IncorporatedNO.....	1
		00000	26-3388740				Emporia Home Care Services, LLC	.. DE.....NIA.....	AFAM Holding Co II, LLC	Ownership.....	100.000	UnitedHealth Group IncorporatedNO.....	
		00000					Empremédica S. A.	..PER.....NIA.....	Banmedica S.A.	Ownership.....	100.000	UnitedHealth Group IncorporatedNO.....	
		00000	81-3075241				Endo Parent, Inc.	.. DE.....NIA.....	Surgical Care Affiliates, LLC	Ownership.....	100.000	UnitedHealth Group IncorporatedNO.....	
		00000	77-0317478				Endoscopy Center Affiliates, Inc.	.. DE.....NIA.....	National Surgery Centers, LLC	Ownership.....	100.000	UnitedHealth Group IncorporatedNO.....	
		00000	84-1693856				Endoscopy Center of Bucks County, LP	.. PA.....NIA.....	ECBC General Partner, LLC	Ownership.....	12.000	UnitedHealth Group IncorporatedNO.....	
		00000	84-1693856				Endoscopy Center of Bucks County, LP	.. PA.....NIA.....	Virtua-SCA Holdings II, LLC	Ownership.....	44.880	UnitedHealth Group IncorporatedNO.....	
		00000					Endoscopy Center of Western New York, L.L.C.	.. NY.....NIA.....	PE Healthcare Associates, LLC	Ownership.....	39.068	UnitedHealth Group IncorporatedNO.....	2
		00000	36-4427974				Englewood Cliffs Surgery Center, LLC	.. NJ.....NIA.....	EH-SCA Holdings, LLC	Ownership.....	100.000	UnitedHealth Group IncorporatedNO.....	
0707	UnitedHealth Group Incorporated	89087	75-1617708				Enterprise Life Insurance Company	.. TX.....IA.....	Freedom Life Insurance Company of America	Ownership.....	100.000	UnitedHealth Group IncorporatedNO.....	
		00000					EP Campus I, LLC	.. DE.....NIA.....	UnitedHealthcare Insurance Company	Ownership.....	100.000	UnitedHealth Group IncorporatedNO.....	
		00000	27-2767291				EPIC Health Plan	.. CA.....NIA.....	EPIC Management Services, LLC	Ownership.....	100.000	UnitedHealth Group IncorporatedNO.....	
		00000	33-0654147				EPIC Management Services, LLC	.. DE.....NIA.....	Collaborative Care Holdings, LLC	Ownership.....	100.000	UnitedHealth Group IncorporatedNO.....	
		00000	20-4761361				Episode LLC	.. CA.....NIA.....	OptumInsight, Inc.	Ownership.....	100.000	UnitedHealth Group IncorporatedNO.....	
		00000	81-0732646				Equian Parent Corp.	.. DE.....NIA.....	OptumInsight, Inc.	Ownership.....	100.000	UnitedHealth Group IncorporatedNO.....	
		00000	27-0083277				Equian, LLC	.. IN.....NIA.....	Equian Parent Corp.	Ownership.....	100.000	UnitedHealth Group IncorporatedNO.....	
		00000	81-4973066				eRx Network Holdings, Inc.	.. DE.....NIA.....	Change Healthcare Solutions, LLC	Ownership.....	100.000	UnitedHealth Group IncorporatedNO.....	
		00000	37-1838630				eRx Network, LLC	.. DE.....NIA.....	eRx Network Holdings, Inc.	Ownership.....	100.000	UnitedHealth Group IncorporatedNO.....	
		00000					Esho - Empresa de Serviços Hospitalares S.A.	..BRA.....NIA.....	Amil Assistência Médica Internacional S.A.	Ownership.....	99.779	UnitedHealth Group IncorporatedNO.....	
		00000	83-2740282				Eugene Center for Anxiety and Stress, LLC	.. OR.....NIA.....	Physician(s) Owned	Influence.....	0.000	UnitedHealth Group IncorporatedNO.....	1
		00000	90-0624377				Eugene Therapy, LLC	.. OR.....NIA.....	Physician(s) Owned	Influence.....	0.000	UnitedHealth Group IncorporatedNO.....	1
		00000	72-1587844				Eureka Springs Hospital HomeCare, LLC	.. AR.....NIA.....	Arkansas Health Care Group, LLC	Ownership.....	100.000	UnitedHealth Group IncorporatedNO.....	
		00000	72-1587845				Eureka Springs Hospital Hospice, LLC	.. AR.....NIA.....	Arkansas Health Care Group, LLC	Ownership.....	100.000	UnitedHealth Group IncorporatedNO.....	
		00000	81-1070402				Everett MSO, Inc.	.. WA.....NIA.....	OptumCare Holdings, LLC	Ownership.....	100.000	UnitedHealth Group IncorporatedNO.....	
		00000	81-1625636				Everett Physicians, Inc. P.S.	.. WA.....NIA.....	Physician(s) Owned	Influence.....	0.000	UnitedHealth Group IncorporatedNO.....	1
		00000	61-1752488				Evolve, LLC	.. WI.....NIA.....	Refresh Evolve, LLC	Ownership.....	100.000	UnitedHealth Group IncorporatedNO.....	1
		00000	77-0560460				Excel MSO, LLC	.. CA.....NIA.....	OptumCare Management, LLC	Ownership.....	100.000	UnitedHealth Group IncorporatedNO.....	
		00000	20-0087132				Excelsior Insurance Brokerage, Inc.	.. DE.....NIA.....	HealthMarkets Insurance Agency, Inc.	Ownership.....	100.000	UnitedHealth Group IncorporatedNO.....	

ANNUAL STATEMENT FOR THE YEAR 2023 OF THE UnitedHealthcare Plan of the River Valley, Inc.

SCHEDULE Y

PART 1A - DETAIL OF INSURANCE HOLDING COMPANY SYSTEM

1	2	3	4	5	6	7	8	9	10	11	12	13	14	15	16
Group Code	Group Name	NAIC Company Code	ID Number	Federal RSSD	CIK	Name of Securities Exchange if Publicly Traded (U.S. or International)	Names of Parent, Subsidiaries Or Affiliates	Domi-ciliary Location	Relation-ship to Reporting Entity	Directly Controlled by (Name of Entity/Person)	Type of Control (Ownership, Board, Management, Attorney-in-Fact, Influence, Other)	If Control is Ownership Provide Percentage	Ultimate Controlling Entity(ies)/Person(s)	Is an SCA Filing Re-quired? (Yes/No)	*
		00000	11-3669765				Executive Health Resources, Inc.	..PA.....	..NIA.....	Optum360 Solutions, LLC UnitedHealthcare Global Medical (UK) Limited	Ownership.....	100.000	UnitedHealth Group Incorporated	..NO.....	
		00000	98-1259260				Exploration for Mine Clearance LLC Eye Clinic Oftalmologia Clínica Cirúrgica e Diagnóstico Ltda.	..IRQ.....	..NIA.....	UnitedHealthcare Global Medical (UK) Limited	Ownership.....	100.000	UnitedHealth Group Incorporated	..NO.....	
		00000	27-0927202				Eye Specialists Surgery Centers LLC	..BRA.....	..NIA.....	Hospital Alvorada Taguatinga Ltda.	Ownership.....	100.000	UnitedHealth Group Incorporated	..NO.....	
		00000	46-3765364				Fairhaven Holdings, LLC	..TN.....	..NIA.....	SCA AHN JV Holdings, LLC	Ownership.....	100.000	UnitedHealth Group Incorporated	..NO.....	
		00000	83-0693501				Fairhaven Real Estate, LLC Family Counseling Associates of Salem Andover LLC	..TN.....	..NIA.....	Refresh Mental Health, Inc. Refresh Mental Health, Inc.	Ownership.....	100.000	UnitedHealth Group Incorporated	..NO.....	
		00000	27-0820363				Family Health Care Services	..NH.....	..NIA.....	Physician(s) Owned	Influence.....	0.000	UnitedHealth Group Incorporated	..NO.....	1
		00000	88-0223385				Family Home Hospice, Inc.	..NV.....	..NIA.....	Sierra Health Services, Inc.	Ownership.....	100.000	UnitedHealth Group Incorporated	..NO.....	
		00000	88-0257036				Fayette Medical Center HomeCare, LLC	..AL.....	..NIA.....	Sierra Health Services, Inc.	Ownership.....	100.000	UnitedHealth Group Incorporated	..NO.....	
		00000	26-3598263				Feliciano Physical Therapy Services, LLC	..LA.....	..NIA.....	Alabama Health Care Group, LLC	Ownership.....	67.000	UnitedHealth Group Incorporated	..NO.....	
		00000	82-2392933				Ferrell Physician Services, P.C.	..NY.....	..NIA.....	LHC Group, Inc.	Ownership.....	100.000	UnitedHealth Group Incorporated	..NO.....	
		00000	87-4007730				First Coast Orthopedic Center, LLC	..FL.....	..NIA.....	Physician(s) Owned	Influence.....	0.000	UnitedHealth Group Incorporated	..NO.....	1
		00000	82-2929226				First Family Insurance, LLC	..DE.....	..NIA.....	ASV-HOPCo-SCA Florida, LLC	Ownership.....	54.328	UnitedHealth Group Incorporated	..NO.....	2
		00000	85-2966587				First Hill Surgery Center, LLC	..WA.....	..NIA.....	Golden Rule Financial Corporation	Ownership.....	100.000	UnitedHealth Group Incorporated	..NO.....	
		00000	47-2066485				First Risk Advisors, Inc.	..PA.....	..NIA.....	Physician(s) Owned	Influence.....	0.000	UnitedHealth Group Incorporated	..NO.....	1
		00000	23-2849332				First Step Services, PLLC	..NC.....	..NIA.....	UHC Holdings, Inc.	Ownership.....	100.000	UnitedHealth Group Incorporated	..NO.....	
		00000	51-0484581				FirstCall Health Services, Inc.	..MD.....	..NIA.....	Physician(s) Owned	Influence.....	0.000	UnitedHealth Group Incorporated	..NO.....	1
		00000	52-1456623				Flagstaff Family Physicians, PLLC	..AZ.....	..NIA.....	HomeCall, LLC	Ownership.....	100.000	UnitedHealth Group Incorporated	..NO.....	
		00000	86-0959327				Florence Home Care Services, LLC	..DE.....	..NIA.....	Physician United PLLC	Ownership.....	100.000	UnitedHealth Group Incorporated	..NO.....	1
		00000	26-3376655				Florence Surgery Center, L.P.	..TN.....	..NIA.....	AFAM Holding Co, LLC	Ownership.....	100.000	UnitedHealth Group Incorporated	..NO.....	
		00000	62-1551098				Florence Visiting Nurses Service, Inc.	..SC.....	..NIA.....	SCA-Florence, LLC	Ownership.....	15.000	UnitedHealth Group Incorporated	..NO.....	2
		00000	57-0876491				Florida Physical Therapy Services of Fort Myers, LLC	..FL.....	..NIA.....	Atlantic Homecare, Inc.	Ownership.....	100.000	UnitedHealth Group Incorporated	..NO.....	
		00000	86-3177130				Florida Physical Therapy Services of Gainesville, LLC	..FL.....	..NIA.....	LHC Health Care Group of Florida, LLC	Ownership.....	100.000	UnitedHealth Group Incorporated	..NO.....	
		00000	86-1936043				Florida Physical Therapy Services of Miramar, LLC	..FL.....	..NIA.....	LHC Health Care Group of Florida, LLC	Ownership.....	100.000	UnitedHealth Group Incorporated	..NO.....	
		00000	85-2890611				Florida Physical Therapy Services of Ocala, LLC	..FL.....	..NIA.....	LHC Health Care Group of Florida, LLC	Ownership.....	100.000	UnitedHealth Group Incorporated	..NO.....	
		00000	88-2854101				Florida Physical Therapy Services of Orlando, LLC	..FL.....	..NIA.....	LHC Health Care Group of Florida, LLC	Ownership.....	100.000	UnitedHealth Group Incorporated	..NO.....	
		00000	87-2819939				Florida Physical Therapy Services of Ormond Beach, LLC	..FL.....	..NIA.....	LHC Health Care Group of Florida, LLC	Ownership.....	100.000	UnitedHealth Group Incorporated	..NO.....	
		00000	87-2820055				Florida Physical Therapy Services of Panama City, LLC	..FL.....	..NIA.....	LHC Health Care Group of Florida, LLC	Ownership.....	100.000	UnitedHealth Group Incorporated	..NO.....	
		00000	85-2890874				Florida Physical Therapy Services of Pensacola, LLC	..FL.....	..NIA.....	LHC Health Care Group of Florida, LLC	Ownership.....	100.000	UnitedHealth Group Incorporated	..NO.....	
		00000	38-4077716				Florida Physical Therapy Services of Sarasota I, LLC	..FL.....	..NIA.....	LHCG XIX, LLC	Ownership.....	100.000	UnitedHealth Group Incorporated	..NO.....	
		00000	85-4184074				Florida Physical Therapy Services of Sarasota, LLC	..FL.....	..NIA.....	LHC Health Care Group of Florida, LLC	Ownership.....	100.000	UnitedHealth Group Incorporated	..NO.....	
		00000	85-3733455				Florida Physical Therapy Services of Sun City, LLC	..FL.....	..NIA.....	LHC Health Care Group of Florida, LLC	Ownership.....	100.000	UnitedHealth Group Incorporated	..NO.....	
		00000	88-2870661				Floyd HomeCare, LLC	..GA.....	..NIA.....	LHC Health Care Group of Florida, LLC	Ownership.....	100.000	UnitedHealth Group Incorporated	..NO.....	
		00000	37-1533134				FMG Holdings, LLC	..DE.....	..NIA.....	Georgia Health Care Group, L.L.C.	Ownership.....	100.000	UnitedHealth Group Incorporated	..NO.....	
		00000	35-2456267				FMG Holdings, LLC	..DE.....	..NIA.....	UnitedHealth Group Incorporated	Ownership.....	98.704	UnitedHealth Group Incorporated	..NO.....	
		00000	35-2456267				Footman-Walker Associates Limited	..GBR.....	..NIA.....	Hygeia Corporation	Ownership.....	1.296	UnitedHealth Group Incorporated	..NO.....	
		00000	35-2456267				Footman-Walker Associates Limited	..GBR.....	..NIA.....	Egton Medical Information Systems Limited	Ownership.....	100.000	UnitedHealth Group Incorporated	..NO.....	

ANNUAL STATEMENT FOR THE YEAR 2023 OF THE UnitedHealthcare Plan of the River Valley, Inc.

SCHEDULE Y
PART 1A - DETAIL OF INSURANCE HOLDING COMPANY SYSTEM

1	2	3	4	5	6	7	8	9	10	11	12	13	14	15	16
Group Code	Group Name	NAIC Company Code	ID Number	Federal RSSD	CIK	Name of Securities Exchange if Publicly Traded (U.S. or International)	Names of Parent, Subsidiaries Or Affiliates	Domi-ciliary Location	Relation-ship to Reporting Entity	Directly Controlled by (Name of Entity/Person)	Type of Control (Ownership, Board, Management, Attorney-in-Fact, Influence, Other)	If Control is Ownership Provide Percentage	Ultimate Controlling Entity(ies)/Person(s)	Is an SCA Filing Re-quired? (Yes/No)	*
		00000	86-0908902				For Health of Arizona, Inc.	AZ	NIA	For Health, Inc.	Ownership	100.000	UnitedHealth Group Incorporated	NO	
		00000	33-0766617				For Health, Inc.	DE	NIA	Inspiris, Inc.	Ownership	100.000	UnitedHealth Group Incorporated	NO	
		00000	20-4408510				Fort Payne Home Care, LLC	AL	NIA	AFAM Holding Co, LLC	Ownership	100.000	UnitedHealth Group Incorporated	NO	
		00000	27-1014059				Fort Smith HMA Home Health, LLC	AR	NIA	AFAM Holding Co, LLC	Ownership	100.000	UnitedHealth Group Incorporated	NO	
		00000	77-0368346				Fort Worth Endoscopy Centers, LLC	TX	NIA	Surgical Care Affiliates, LLC	Influence	0.000	UnitedHealth Group Incorporated	NO	
		00000	20-4647560				Foundation Surgery Affiliate General of Huntingdon Valley, LLC	OK	NIA	Virtua-SCA Holdings II, LLC	Ownership	61.639	UnitedHealth Group Incorporated	NO	2
		00000	68-0499459				Foundation Surgery Affiliate of Huntingdon Valley, L.P.	OK	NIA	Virtua-SCA Holdings II, LLC	Ownership	61.060	UnitedHealth Group Incorporated	NO	2
		00000	68-0499459				Foundation Surgery Affiliate of Huntingdon Valley, L.P.	OK	NIA	Foundation Surgery Affiliate General of Huntingdon Valley, LLC	Ownership	1.043	UnitedHealth Group Incorporated	NO	2
		00000	26-3388787				FourteenFish Limited	GBR	NIA	EMIS Group Limited	Ownership	100.000	UnitedHealth Group Incorporated	NO	
		00000	20-3412606				Franklin Home Care Services, LLC	DE	NIA	AFAM Holding Co II, LLC	Ownership	100.000	UnitedHealth Group Incorporated	NO	
		00000	02-0348012				Franklin Surgical Center LLC	NJ	NIA	SCA-Franklin, LLC	Ownership	51.327	UnitedHealth Group Incorporated	NO	
		00000	61-1096685				Freedom Data Systems, Inc.	NH	NIA	eRx Network, LLC	Ownership	100.000	UnitedHealth Group Incorporated	NO	
0707	UnitedHealth Group Incorporated	62324	61-1096685				Freedom Life Insurance Company of America	TX	IA	USHEALTH Group, Inc.	Ownership	100.000	UnitedHealth Group Incorporated	NO	
		00000	82-3453993				Freeway Surgicenter of Houston, LLC	TX	NIA	SCA-Freeway Holdings, LLC	Ownership	59.322	UnitedHealth Group Incorporated	NO	
		00000	45-1476594				Frontier Healthcare Billing Services LLC	NY	NIA	Physicians Endoscopy, L.L.C.	Ownership	100.000	UnitedHealth Group Incorporated	NO	
		00000	27-4101347				Frontier Healthcare Management Services, LLC	NY	NIA	Physicians Endoscopy, L.L.C.	Ownership	100.000	UnitedHealth Group Incorporated	NO	
		00000	98-1172769				Frontier Medex Tanzania Limited	TZA	NIA	UnitedHealthcare Global Medical (UK) Limited	Ownership	99.000	UnitedHealth Group Incorporated	NO	
		00000	98-1147103				FrontierMEDEX Kenya Limited	KEN	NIA	UnitedHealthcare International I B.V. UnitedHealthcare Global Medical (UK) Limited	Ownership	0.100	UnitedHealth Group Incorporated	NO	
		00000	98-1147103				FrontierMEDEX Kenya Limited	KEN	NIA	Limited	Ownership	99.900	UnitedHealth Group Incorporated	NO	
		00000	33-1219808				FrontierMEDEX US, Inc.	DE	NIA	UnitedHealth Group Incorporated	Ownership	75.387	UnitedHealth Group Incorporated	NO	
		00000	33-1219808				FrontierMEDEX US, Inc.	DE	NIA	FMG Holdings, LLC	Ownership	24.613	UnitedHealth Group Incorporated	NO	
		00000	52-2230470				FrontierMEDEX, Inc.	MIN	NIA	FrontierMEDEX US, Inc.	Ownership	100.000	UnitedHealth Group Incorporated	NO	
		00000	26-3385091				Fulton Home Care Services, LLC	DE	NIA	AFAM Holding Co, LLC	Ownership	100.000	UnitedHealth Group Incorporated	NO	
		00000					Fundación Barmédica	CHL	NIA	Barmédica S.A	Ownership	100.000	UnitedHealth Group Incorporated	NO	
		00000	93-4000409				FVO-SCA Kendall Pointe JV, LLC	DE	NIA	SCA-Kendall Pointe, LLC	Ownership	51.000	UnitedHealth Group Incorporated	NO	
		00000	26-3375349				Gadsden Home Care Services, LLC	DE	NIA	AF-CH-HH, LLC	Ownership	100.000	UnitedHealth Group Incorporated	NO	
		00000	63-0833765				Gadsden Surgery Center, LLC	DE	NIA	SC Affiliates, LLC	Ownership	100.000	UnitedHealth Group Incorporated	NO	
		00000	20-4828017				Galesburg Home Care, LLC	DE	NIA	AFAM Holding Co, LLC	Ownership	99.000	UnitedHealth Group Incorporated	NO	
		00000	20-4828017				Galesburg Home Care, LLC	DE	NIA	Illinois Home Care Holdings, LLC	Ownership	1.000	UnitedHealth Group Incorporated	NO	
		00000	20-0146314				Gamma Acquisition Inc.	DE	NIA	Lifeline Home Health Care of Hopkinsville, LLC	Ownership	100.000	UnitedHealth Group Incorporated	NO	
		00000					GANJ GI Management, LLC	NJ	NIA	GI Ventures, LLC	Ownership	51.000	UnitedHealth Group Incorporated	NO	
		00000	27-0556097				Genoa Healthcare LLC	PA	NIA	Specialized Pharmaceuticals, Inc.	Ownership	100.000	UnitedHealth Group Incorporated	NO	
		00000	47-3851949				Genoa Healthcare, Inc.	DE	NIA	OptumRx Holdings, LLC	Ownership	100.000	UnitedHealth Group Incorporated	NO	
		00000	20-5009764				Genoa of Arkansas, LLC	AR	NIA	Genoa Healthcare LLC	Ownership	100.000	UnitedHealth Group Incorporated	NO	
		00000	45-3010132				Genoa Telesychiatry, Inc.	DE	NIA	Genoa Healthcare LLC	Ownership	100.000	UnitedHealth Group Incorporated	NO	
		00000	81-4703295				Genoa, CoL Wholesale, LLC	DE	NIA	Genoa Healthcare LLC	Ownership	100.000	UnitedHealth Group Incorporated	NO	
		00000	04-3826206				Georgia Health Care Group, L.L.C.	GA	NIA	LHC Group, Inc.	Ownership	100.000	UnitedHealth Group Incorporated	NO	
		00000	38-3749123				Georgia HomeCare of Harris, LLC	GA	NIA	Georgia Health Care Group, L.L.C.	Ownership	100.000	UnitedHealth Group Incorporated	NO	
		00000	62-1160679				Gericare, LLC	TN	NIA	Elk Valley Professional Affiliates, Inc.	Ownership	100.000	UnitedHealth Group Incorporated	NO	
		00000	37-0920164				gethealthinsurance.com Agency Inc.	IN	NIA	Golden Rule Financial Corporation	Ownership	100.000	UnitedHealth Group Incorporated	NO	
		00000	65-1025514				Gladiolus Surgery Center, L.L.C.	FL	NIA	SC Affiliates, LLC	Ownership	2.942	UnitedHealth Group Incorporated	NO	
		00000	65-1025514				Gladiolus Surgery Center, L.L.C.	FL	NIA	SCA-Gladiolus, LLC	Ownership	50.789	UnitedHealth Group Incorporated	NO	
		00000	47-3495605				GLBESC, LLC	DE	NIA	Beach Surgical Holdings LLC	Ownership	52.270	UnitedHealth Group Incorporated	NO	2

ANNUAL STATEMENT FOR THE YEAR 2023 OF THE UnitedHealthcare Plan of the River Valley, Inc.

SCHEDULE Y
PART 1A - DETAIL OF INSURANCE HOLDING COMPANY SYSTEM

1	2	3	4	5	6	7	8	9	10	11	12	13	14	15	16
Group Code	Group Name	NAIC Company Code	ID Number	Federal RSSD	CIK	Name of Securities Exchange if Publicly Traded (U.S. or International)	Names of Parent, Subsidiaries Or Affiliates	Domiciliary Location	Relationship to Reporting Entity	Directly Controlled by (Name of Entity/Person)	Type of Control (Ownership, Board, Management, Attorney-in-Fact, Influence, Other)	If Control is Ownership Provide Percentage	Ultimate Controlling Entity(ies)/Person(s)	Is an SCA Filing Required? (Yes/No)	*
		00000	33-0595220				Glenwood Surgical Center, L.P.	CA	NIA	SCA-Glenwood Holdings, LLC	Ownership	56.730	UnitedHealth Group Incorporated	NO	
		00000	33-0595220				Glenwood Surgical Center, L.P.	CA	NIA	Glenwood-SC, Inc.	Ownership	19.295	UnitedHealth Group Incorporated	NO	
		00000	62-1601450				Glenwood-SC, Inc.	TN	NIA	SC Affiliates, LLC	Ownership	100.000	UnitedHealth Group Incorporated	NO	
		00000	27-3337336				Global One Ventures, LLC	CA	NIA	SCA Global One Holdings, LLC	Ownership	100.000	UnitedHealth Group Incorporated	NO	
		00000					Global Traveler Organization (Cayman) SPC Limited	CYM	NIA	PGH Global (Cayman) Limited	Ownership	100.000	UnitedHealth Group Incorporated	NO	
		00000	20-3420886				Golden Outlook, Inc.	CA	NIA	Golden Rule Financial Corporation	Ownership	100.000	UnitedHealth Group Incorporated	NO	
		00000	37-0855360				Golden Rule Financial Corporation	DE	NIA	UnitedHealth Group Incorporated	Ownership	100.000	UnitedHealth Group Incorporated	NO	
0707	UnitedHealth Group Incorporated	62286	37-6028756	3057283			Golden Rule Insurance Company	IN	IA	Golden Rule Financial Corporation	Ownership	100.000	UnitedHealth Group Incorporated	NO	
		00000	33-0529450				Golden Triangle Surgicenter, L.P.	CA	NIA	Surgery Centers-West Holdings, LLC	Ownership	51.000	UnitedHealth Group Incorporated	NO	
		00000	95-3969271				Good Samaritan Medical Practice Association, Inc., A Medical Group	CA	NIA	HealthCare Partners Associates Medical Group, P.C.	Ownership	100.000	UnitedHealth Group Incorporated	NO	1
		00000	20-3301932				Grace Hospice, LLC	GA	NIA	Halcyon Healthcare, LLC	Ownership	100.000	UnitedHealth Group Incorporated	NO	
		00000	26-3376889				Granite City Home Care Services, LLC	DE	NIA	Illinois Home Care Holdings, LLC	Ownership	1.000	UnitedHealth Group Incorporated	NO	
		00000	26-3376889				Granite City Home Care Services, LLC	DE	NIA	AFAM Holding Co, LLC	Ownership	99.000	UnitedHealth Group Incorporated	NO	
		00000	26-2578433				Grant Memorial HomeCare and Hospice, LLC	WV	NIA	West Virginia Health Care Group, LLC	Ownership	67.000	UnitedHealth Group Incorporated	NO	
		00000	93-1237063				Grants Pass Surgery Center, LLC	OR	NIA	SCA-Grants Pass, LLC	Ownership	51.000	UnitedHealth Group Incorporated	NO	
		00000	27-2337725				Greater Phoenix Collaborative Care, P.C.	AZ	NIA	Physician(s) Owned	Influence	0.000	UnitedHealth Group Incorporated	NO	1
		00000	36-4053840				Greensboro Specialty Surgery Center, LLC	NC	NIA	NSC Greensboro West, LLC	Ownership	50.100	UnitedHealth Group Incorporated	NO	2
		00000	74-2411643				Greenville Surgery Center, LLC	TX	NIA	Surgical Care Affiliates, LLC	Influence	0.000	UnitedHealth Group Incorporated	NO	
		00000	85-3346468				Greenway Surgical Suites, LLC	MN	NIA	SCA Greenway Holdings, LLC	Ownership	52.766	UnitedHealth Group Incorporated	NO	2
		00000	01-0619096				Grove Place Surgery Center, L.L.C.	FL	NIA	SCA-Grove Place, LLC	Ownership	51.000	UnitedHealth Group Incorporated	NO	
		00000	16-1727633				GSHS Home Health, LLC	TX	NIA	Southwest Post-Acute Care Partnership, LLC	Ownership	100.000	UnitedHealth Group Incorporated	NO	
		00000	47-3071064				Guilford Surgery Center, LLC	CT	NIA	SCA Guilford Holdings II, LLC	Ownership	49.000	UnitedHealth Group Incorporated	NO	2
		00000	20-4276139				Gulf Homecare, Inc.	AL	NIA	Infirmiry Home Health Agency, Inc.	Ownership	100.000	UnitedHealth Group Incorporated	NO	
		00000	27-3237563				Gunn Behavioral Care of California, P.C.	CA	NIA	Gunn Behavioral Holdco, P.C.	Ownership	100.000	UnitedHealth Group Incorporated	NO	1
		00000	92-3292446				Gunn Behavioral Holdco, P.C.	CA	NIA	Physician(s) Owned	Influence	0.000	UnitedHealth Group Incorporated	NO	1
		00000	26-1227494				H.I. Investments Holding Company, LLC	DE	NIA	Health Inventures, LLC	Ownership	100.000	UnitedHealth Group Incorporated	NO	
		00000	AA-3770473				H&W Indemnity (SPC), Ltd.	CYM	NIA	UnitedHealth Group Incorporated	Ownership	100.000	UnitedHealth Group Incorporated	NO	
		00000	27-4237248				Halcyon Healthcare, LLC	DE	NIA	Georgia Health Care Group, L.L.C.	Ownership	100.000	UnitedHealth Group Incorporated	NO	
		00000	27-0380864				Halcyon Hospice of Aiken, LLC	FL	NIA	Halcyon Healthcare, LLC	Ownership	100.000	UnitedHealth Group Incorporated	NO	
0707	UnitedHealth Group Incorporated	79480	35-1279304				Harken Health Insurance Company	WI	IA	UnitedHealthcare, Inc.	Ownership	100.000	UnitedHealth Group Incorporated	NO	
		00000	26-3234725				Harrison Endo Surgical Center, LLC	NJ	NIA	Virtua-SCA Holdings, LLC	Ownership	55.000	UnitedHealth Group Incorporated	NO	2
		00000	26-3376723				Hattiesburg Home Care Services, LLC	DE	NIA	AF-CH-HH, LLC	Ownership	100.000	UnitedHealth Group Incorporated	NO	
		00000	58-2065044				Hawthorn Place Outpatient Surgery Center, L.P.	GA	NIA	SHC Hawthorn, Inc.	Ownership	20.000	UnitedHealth Group Incorporated	NO	2
		00000	85-2037257				Hays JV Partners, LLC	TX	NIA	SCA Hays Holdings, LLC	Ownership	31.373	UnitedHealth Group Incorporated	NO	2
		00000	27-4579547				Hays Surgery Center, LLC	TX	NIA	SCA Hays Holdings, LLC	Ownership	19.000	UnitedHealth Group Incorporated	NO	
		00000	27-4579547				Hays Surgery Center, LLC	TX	NIA	Hays JV Partners, LLC	Ownership	51.000	UnitedHealth Group Incorporated	NO	
		00000	81-2378903				HCAT Acquisition Inc.	DE	NIA	WellMed Medical Management, Inc.	Ownership	100.000	UnitedHealth Group Incorporated	NO	
		00000	27-0549481				hCentive, Inc.	DE	NIA	Optum Government Solutions, Inc.	Ownership	100.000	UnitedHealth Group Incorporated	NO	
		00000	13-4143595				HCI Acquisition Corp.	NY	NIA	Change Healthcare Solutions, LLC	Ownership	100.000	UnitedHealth Group Incorporated	NO	
		00000	45-3007213				HCP ACO California, LLC	CA	NIA	OptumCare Management, LLC	Ownership	100.000	UnitedHealth Group Incorporated	NO	
		00000	87-0862570				Health at Home - Seattle Metro, LLC	DE	NIA	Health at Home Holdings - Seattle Metro, LLC	Ownership	100.000	UnitedHealth Group Incorporated	NO	
		00000	86-4004991				Health at Home - Sonoma, LLC	DE	NIA	Health at Home Holdings - Sonoma, LLC	Ownership	100.000	UnitedHealth Group Incorporated	NO	
		00000	87-1045915				Health at Home Holdings - Alabama, LLC	DE	NIA	Health at Home Holdings, LLC	Ownership	100.000	UnitedHealth Group Incorporated	NO	
		00000	87-1045845				Health at Home Holdings - Albuquerque, LLC	DE	NIA	Health at Home Holdings, LLC	Ownership	100.000	UnitedHealth Group Incorporated	NO	
		00000	87-1284003				Health at Home Holdings - Arizona, LLC	DE	NIA	Health at Home Holdings, LLC	Ownership	100.000	UnitedHealth Group Incorporated	NO	

ANNUAL STATEMENT FOR THE YEAR 2023 OF THE UnitedHealthcare Plan of the River Valley, Inc.

SCHEDULE Y

PART 1A - DETAIL OF INSURANCE HOLDING COMPANY SYSTEM

1	2	3	4	5	6	7	8	9	10	11	12	13	14	15	16
Group Code	Group Name	NAIC Company Code	ID Number	Federal RSSD	CIK	Name of Securities Exchange if Publicly Traded (U.S. or International)	Names of Parent, Subsidiaries Or Affiliates	Domi-ciliary Location	Relation-ship to Reporting Entity	Directly Controlled by (Name of Entity/Person)	Type of Control (Ownership, Board, Management, Attorney-in-Fact, Influence, Other)	If Control is Ownership Provide Percentage	Ultimate Controlling Entity(ies)/Person(s)	Is an SCA Filing Re-quired? (Yes/No)	*
		00000	87-1166127				Health at Home Holdings - Boston, LLC	DE	NIA	Health at Home Holdings, LLC	Ownership	100.000	UnitedHealth Group Incorporated	NO	
		00000	87-1136405				Health at Home Holdings - Charlotte, LLC	DE	NIA	Health at Home Holdings, LLC	Ownership	100.000	UnitedHealth Group Incorporated	NO	
		00000	87-1095513				Health at Home Holdings - Chicago, LLC	DE	NIA	Health at Home Holdings, LLC	Ownership	100.000	UnitedHealth Group Incorporated	NO	
		00000	87-1107918				Health at Home Holdings - Detroit, LLC	DE	NIA	Health at Home Holdings, LLC	Ownership	100.000	UnitedHealth Group Incorporated	NO	
		00000	87-1166046				Health at Home Holdings - Durham, LLC	DE	NIA	Health at Home Holdings, LLC	Ownership	100.000	UnitedHealth Group Incorporated	NO	
		00000	87-1136266				Health at Home Holdings - Edmond, LLC	DE	NIA	Health at Home Holdings, LLC	Ownership	100.000	UnitedHealth Group Incorporated	NO	
		00000	87-1165951				Health at Home Holdings - High Point, LLC	DE	NIA	Health at Home Holdings, LLC	Ownership	100.000	UnitedHealth Group Incorporated	NO	
		00000	87-1081217				Health at Home Holdings - Indianapolis, LLC	DE	NIA	Health at Home Holdings, LLC	Ownership	100.000	UnitedHealth Group Incorporated	NO	
		00000	87-1189068				Health at Home Holdings - Ohio, LLC	DE	NIA	Health at Home Holdings, LLC	Ownership	100.000	UnitedHealth Group Incorporated	NO	
		00000	87-1108256				Health at Home Holdings - Philadelphia, LLC	DE	NIA	Health at Home Holdings, LLC	Ownership	100.000	UnitedHealth Group Incorporated	NO	
		00000	87-1108061				Health at Home Holdings - Portland, LLC	DE	NIA	Health at Home Holdings, LLC	Ownership	100.000	UnitedHealth Group Incorporated	NO	
		00000	87-1108061				Health at Home Holdings - Seattle Metro, LLC	DE	NIA	Health at Home Holdings, LLC	Ownership	100.000	UnitedHealth Group Incorporated	NO	
		00000	87-1043804					DE	NIA	Health at Home Holdings, LLC	Ownership	100.000	UnitedHealth Group Incorporated	NO	
		00000	87-0915049				Health at Home Holdings - Sonoma, LLC	DE	NIA	Health at Home Holdings, LLC	Ownership	100.000	UnitedHealth Group Incorporated	NO	
		00000	87-0915245				Health at Home Holdings - St. Louis, LLC	DE	NIA	Health at Home Holdings, LLC	Ownership	100.000	UnitedHealth Group Incorporated	NO	
		00000	87-1136169				Health at Home Holdings - Tulsa, LLC	DE	NIA	Health at Home Holdings, LLC	Ownership	100.000	UnitedHealth Group Incorporated	NO	
		00000	87-0934507				Health at Home Holdings, LLC	DE	NIA	Tennessee Health Care Group, LLC	Ownership	100.000	UnitedHealth Group Incorporated	NO	
		00000	87-0835646				Health at Home Hospice - Chicago, LLC	DE	NIA	Health at Home Holdings, LLC	Ownership	100.000	UnitedHealth Group Incorporated	NO	
		00000	87-0999405				Health at Home Hospice - Cleveland, LLC	DE	NIA	Health at Home Holdings, LLC	Ownership	100.000	UnitedHealth Group Incorporated	NO	
		00000	87-0999298				Health at Home Hospice - Columbus, LLC	DE	NIA	Health at Home Holdings, LLC	Ownership	100.000	UnitedHealth Group Incorporated	NO	
		00000	87-0967261				Health at Home Hospice - Dayton, LLC	DE	NIA	Health at Home Holdings, LLC	Ownership	100.000	UnitedHealth Group Incorporated	NO	
		00000	80-2691389				Health at Home Hospice - Detroit, LLC	DE	NIA	Health at Home Holdings, LLC	Ownership	100.000	UnitedHealth Group Incorporated	NO	
		00000	87-0862398				Health at Home Hospice - Indianapolis, LLC	DE	NIA	Health at Home Holdings, LLC	Ownership	100.000	UnitedHealth Group Incorporated	NO	
		00000	87-0835290				Health at Home Hospice - Minnesota, LLC	DE	NIA	Health at Home Holdings, LLC	Ownership	100.000	UnitedHealth Group Incorporated	NO	
		00000	87-0862211				Health at Home Hospice - Phoenix, LLC	DE	NIA	Health at Home Holdings, LLC	Ownership	100.000	UnitedHealth Group Incorporated	NO	
		00000	87-0835486				Health at Home Hospice - Portland, LLC	DE	NIA	Health at Home Holdings, LLC	Ownership	100.000	UnitedHealth Group Incorporated	NO	
		00000	86-4005194				Health at Home Hospice - Sacramento, LLC	DE	NIA	Health at Home Holdings, LLC	Ownership	100.000	UnitedHealth Group Incorporated	NO	
		00000	87-1080305				Health at Home Therapy - Atlanta, LLC	DE	NIA	Health at Home Holdings, LLC	Ownership	100.000	UnitedHealth Group Incorporated	NO	
		00000	87-0999492				Health at Home Therapy - Greenville, LLC	DE	NIA	Health at Home Holdings, LLC	Ownership	100.000	UnitedHealth Group Incorporated	NO	
		00000	87-0967144				Health at Home Therapy - Knoxville, LLC	DE	NIA	Health at Home Holdings, LLC	Ownership	100.000	UnitedHealth Group Incorporated	NO	
		00000	87-0934773				Health at Home Therapy - New Jersey, LLC	DE	NIA	Health at Home Holdings, LLC	Ownership	100.000	UnitedHealth Group Incorporated	NO	
		00000	33-0673883				Health Care-ONE Insurance Agency, Inc.	CA	NIA	USHEALTH Advisors, LLC	Ownership	50.000	UnitedHealth Group Incorporated	NO	
		00000	20-5944768				Health Inventures Employment Solutions, LLC	DE	NIA	Health Inventures, LLC	Ownership	100.000	UnitedHealth Group Incorporated	NO	
		00000	04-3723090				Health Inventures, LLC	DE	NIA	SC Affiliates, LLC	Ownership	100.000	UnitedHealth Group Incorporated	NO	
		00000	87-2744517				Health Payroll Services, LLC	DE	NIA	RVO Health, LLC	Ownership	100.000	UnitedHealth Group Incorporated	NO	
0707	UnitedHealth Group Incorporated	96342	88-0201035				Health Plan of Nevada, Inc.	NV	IA	Sierra Health Services, Inc.	Ownership	100.000	UnitedHealth Group Incorporated	NO	
		00000	75-2674367				Healthcare Associates of Irving PLLC	TX	NIA	USMD Affiliated Services	Ownership	100.000	UnitedHealth Group Incorporated	NO	
		00000	81-0760425				Healthcare Associates of Texas LLC	DE	NIA	HCAT Acquisition Inc.	Ownership	100.000	UnitedHealth Group Incorporated	NO	
		00000					Healthcare Gateway Limited	GBR	NIA	Egton Medical Information Systems Limited	Ownership	100.000	UnitedHealth Group Incorporated	NO	
		00000					HealthCare Partners Affiliates Medical Group			HealthCare Partners Associates Medical Group, P.C.	Ownership	95.000	UnitedHealth Group Incorporated	NO	1
		00000	95-4526112				HealthCare Partners ASC-HB, LLC	CA	NIA	Talbert Medical Group, P.C.	Ownership	100.000	UnitedHealth Group Incorporated	NO	1
		00000	26-4247365				HealthCare Partners ASC-LB, LLC	CA	NIA	OptumCare Management, LLC	Ownership	99.000	UnitedHealth Group Incorporated	NO	
		00000	95-4628842					CA	NIA	HealthCare Partners Associates Medical Group, P.C.	Ownership	1.000	UnitedHealth Group Incorporated	NO	
		00000	95-4628842				HealthCare Partners ASC-LB, LLC	CA	NIA	Physician(s) Owned	Influence	0.000	UnitedHealth Group Incorporated	NO	1
		00000	45-5273760				HealthCare Partners Associates Medical Group, P.C.	CA	NIA	Physician(s) Owned	Influence	0.000	UnitedHealth Group Incorporated	NO	1
		00000	47-5274363				HealthCare Partners Management Services			Physician(s) Owned	Influence	0.000	UnitedHealth Group Incorporated	NO	1
		00000	95-4340584				California, LLC	DE	NIA	OptumCare Management, LLC	Ownership	100.000	UnitedHealth Group Incorporated	NO	
		00000	95-4340584				HealthCare Partners Medical Group, P.C.	CA	NIA	Physician(s) Owned	Influence	0.000	UnitedHealth Group Incorporated	NO	1

ANNUAL STATEMENT FOR THE YEAR 2023 OF THE UnitedHealthcare Plan of the River Valley, Inc.

SCHEDULE Y

PART 1A - DETAIL OF INSURANCE HOLDING COMPANY SYSTEM

1	2	3	4	5	6	7	8	9	10	11	12	13	14	15	16
Group Code	Group Name	NAIC Company Code	ID Number	Federal RSSD	CIK	Name of Securities Exchange if Publicly Traded (U.S. or International)	Names of Parent, Subsidiaries Or Affiliates	Domiciliary Location	Relationship to Reporting Entity	Directly Controlled by (Name of Entity/Person)	Type of Control (Ownership, Board, Management, Attorney-in-Fact, Influence, Other)	If Control is Ownership Provide Percentage	Ultimate Controlling Entity(ies)/Person(s)	Is an SCA Filing Required? (Yes/No)	*
		00000	81-1080535				HealthCare Partners RE, LLC	DE	NIA	OptumCare Holdings, LLC	Ownership	100.000	UnitedHealth Group Incorporated	NO	
		00000	77-0693060				Healthcare Solutions, Inc.	DE	NIA	OptumRx Administrative Services, LLC	Ownership	100.000	UnitedHealth Group Incorporated	NO	
		00000	20-3349887				HealthEast Surgery Center-Maplewood, LLC	MN	NIA	H.I. Investments Holding Company, LLC	Ownership	25.036	UnitedHealth Group Incorporated	NO	2
		00000					Healthgrades Marketplace, LLC	DE	NIA	RVO Health, LLC	Ownership	100.000	UnitedHealth Group Incorporated	NO	
		00000					Healthline Group, LLC	DE	NIA	RVO Health, LLC	Ownership	100.000	UnitedHealth Group Incorporated	NO	
		00000					Healthline Holdings, LLC	DE	NIA	RVO Health, LLC	Ownership	100.000	UnitedHealth Group Incorporated	NO	
		00000	81-0872829				Healthline Intermediate Holdings, LLC	DE	NIA	Healthline Holdings, LLC	Ownership	100.000	UnitedHealth Group Incorporated	NO	
		00000					Healthline Media UK Limited	GBR	NIA	Healthline UK Holdings Limited	Ownership	100.000	UnitedHealth Group Incorporated	NO	
		00000	47-2618465				Healthline Media, LLC	DE	NIA	Healthline Intermediate Holdings, LLC	Ownership	100.000	UnitedHealth Group Incorporated	NO	
		00000					Healthline UK Holdings Limited	GBR	NIA	Healthline Media, LLC	Ownership	100.000	UnitedHealth Group Incorporated	NO	
		00000	47-2570595				HealthMarkets Group, Inc.	DE	NIA	HealthMarkets, LLC	Ownership	100.000	UnitedHealth Group Incorporated	NO	
		00000	27-0277771				HealthMarkets Insurance Agency, Inc.	DE	NIA	HealthMarkets Group, Inc.	Ownership	100.000	UnitedHealth Group Incorporated	NO	
		00000	46-1131431				HealthMarkets Services, Inc.	DE	NIA	HealthMarkets Group, Inc.	Ownership	100.000	UnitedHealth Group Incorporated	NO	
		00000	75-2044750	4346649			HealthMarkets, Inc.	DE	NIA	Golden Rule Financial Corporation	Ownership	100.000	UnitedHealth Group Incorporated	NO	
		00000					HealthMarkets, LLC	DE	NIA	HealthMarkets, Inc.	Ownership	100.000	UnitedHealth Group Incorporated	NO	
		00000	45-2548158				Healthplex Dental Services, Inc.	FL	IA	Healthplex, Inc.	Ownership	100.000	UnitedHealth Group Incorporated	NO	
		00000	11-3554436				Healthplex I.P.A., Inc.	NY	NIA	Healthplex, Inc.	Ownership	100.000	UnitedHealth Group Incorporated	NO	
.0707	UnitedHealth Group Incorporated	11172	11-3469326				Healthplex Insurance Company	NY	IA	Healthplex, Inc.	Ownership	100.000	UnitedHealth Group Incorporated	NO	
		00000	20-8999255				Healthplex of CT, Inc.	CT	NIA	Healthplex, Inc.	Ownership	100.000	UnitedHealth Group Incorporated	NO	
.0707	UnitedHealth Group Incorporated	12830	20-5343824				Healthplex of NJ, Inc.	NJ	IA	Healthplex, Inc.	Ownership	100.000	UnitedHealth Group Incorporated	NO	
		00000	11-2714365				Healthplex, Inc.	NY	NIA	Marlin Holding Company LLC	Ownership	100.000	UnitedHealth Group Incorporated	NO	
		00000	71-0847266				HealthSCOPE Benefits, Inc.	DE	NIA	HealthSCOPE Holdings, Inc.	Ownership	100.000	UnitedHealth Group Incorporated	NO	
		00000	47-1409110				HealthSCOPE Holdings, Inc.	DE	NIA	UMR, Inc.	Ownership	100.000	UnitedHealth Group Incorporated	NO	
		00000	36-4099199				HealthSmart Benefit Solutions, Inc.	IL	NIA	HealthSmart Benefits Management, LLC	Ownership	100.000	UnitedHealth Group Incorporated	NO	
		00000	27-1300475				HealthSmart Benefits Management, LLC	TX	NIA	United HealthCare Services, Inc.	Ownership	100.000	UnitedHealth Group Incorporated	NO	
		00000	75-2960859				HealthSmart Care Management Solutions, L.P.	TX	NIA	Parker LP, LLC	Ownership	99.000	UnitedHealth Group Incorporated	NO	
		00000	75-2960859				HealthSmart Care Management Solutions, L.P.	TX	NIA	HealthSmart Benefits Management, LLC	Ownership	1.000	UnitedHealth Group Incorporated	NO	
		00000	75-2727437				HealthSmart Information Systems, Inc.	TX	NIA	HealthSmart Benefits Management, LLC	Ownership	100.000	UnitedHealth Group Incorporated	NO	
		00000	75-2508316				HealthSmart Preferred Care II, L.P.	TX	NIA	Parker LP, LLC	Ownership	99.000	UnitedHealth Group Incorporated	NO	
		00000	75-2508316				HealthSmart Preferred Care II, L.P.	TX	NIA	HealthSmart Benefits Management, LLC	Ownership	1.000	UnitedHealth Group Incorporated	NO	
		00000	06-1621470				HealthSmart Preferred Network II, Inc.	DE	NIA	HealthSmart Benefits Management, LLC	Ownership	100.000	UnitedHealth Group Incorporated	NO	
		00000	20-3394046				HealthSmart Primary Care Clinics, LP	TX	NIA	Parker LP, LLC	Ownership	99.000	UnitedHealth Group Incorporated	NO	
		00000	20-3394046				HealthSmart Primary Care Clinics, LP	TX	NIA	HealthSmart Benefits Management, LLC	Ownership	1.000	UnitedHealth Group Incorporated	NO	
		00000	34-1635597				HealthSmart Rx Solutions, Inc.	OH	NIA	HealthSmart Preferred Network II, Inc.	Ownership	100.000	UnitedHealth Group Incorporated	NO	
		00000	52-2440817				Heart 'n Home Hospice and Palliative Care, LLC	ID	NIA	Kambros, LLC	Ownership	100.000	UnitedHealth Group Incorporated	NO	
		00000	47-1410565				Heart of Hospice, LLC	SC	NIA	Louisiana Health Care Group, L.L.C.	Ownership	100.000	UnitedHealth Group Incorporated	NO	
		00000	83-2722254				Heartland Heart and Vascular, LLC	DE	NIA	SCA Heartland Holdings, LLC	Ownership	99.000	UnitedHealth Group Incorporated	NO	
		00000	83-2722254				Heartland Heart and Vascular, LLC	DE	NIA	Endoscopy Center Affiliates, Inc.	Ownership	1.000	UnitedHealth Group Incorporated	NO	
		00000	26-3384769				Helena Home Care Services LLC	DE	NIA	AFAM Holding Co, LLC	Ownership	100.000	UnitedHealth Group Incorporated	NO	
		00000					Help Seguros de Vida S.A.	CHL	NIA	Banmedica S.A.	Ownership	100.000	UnitedHealth Group Incorporated	NO	
		00000					Help Seguros de Vida S.A.	CHL	NIA	Banmedica Internacional SpA	Ownership	0.000	UnitedHealth Group Incorporated	NO	
		00000					Help Service S.A.	CHL	NIA	Banmedica S.A.	Ownership	100.000	UnitedHealth Group Incorporated	NO	
		00000					Help Service S.A.	CHL	NIA	Saden S.A.	Ownership	0.000	UnitedHealth Group Incorporated	NO	
		00000	98-1443161				Help SpA	CHL	NIA	Banmedica S.A.	Ownership	100.000	UnitedHealth Group Incorporated	NO	
		00000	98-1443161				Help SpA	CHL	NIA	Saden S.A.	Ownership	0.000	UnitedHealth Group Incorporated	NO	
		00000	80-0020865				Heron Ridge Assoc., P.L.C.	MI	NIA	Physician(s) Owned	Influence	0.000	UnitedHealth Group Incorporated	NO	1
		00000	46-5291602				HFHS-SCA Holdings, LLC	MI	NIA	SC Affiliates, LLC	Ownership	49.000	UnitedHealth Group Incorporated	NO	2
		00000	26-1309422				HGA HomeCare, LLC	AL	NIA	Alabama Health Care Group, LLC	Ownership	67.000	UnitedHealth Group Incorporated	NO	

ANNUAL STATEMENT FOR THE YEAR 2023 OF THE UnitedHealthcare Plan of the River Valley, Inc.

SCHEDULE Y
PART 1A - DETAIL OF INSURANCE HOLDING COMPANY SYSTEM

1	2	3	4	5	6	7	8	9	10	11	12	13	14	15	16
Group Code	Group Name	NAIC Company Code	ID Number	Federal RSSD	CIK	Name of Securities Exchange if Publicly Traded (U.S. or International)	Names of Parent, Subsidiaries Or Affiliates	Domi-ciliary Location	Relation-ship to Reporting Entity	Directly Controlled by (Name of Entity/Person)	Type of Control (Ownership, Board, Management, Attorney-in-Fact, Influence, Other)	If Control is Ownership Provide Percentage	Ultimate Controlling Entity(ies)/Person(s)	Is an SCA Filing Re-quired? (Yes/No)	*
		00000	37-1826396				HHA of Wisconsin, LLC	WI	NIA	National Health Industries, Inc.	Ownership	100.000	UnitedHealth Group Incorporated	NO	
		00000	84-1472832				Highlands Ranch Healthcare, LLC	CO	NIA	Urgent Care MSO, LLC	Ownership	100.000	UnitedHealth Group Incorporated	NO	
		00000	93-2780381				HIVE of the Carolinas, LLC	NC	NIA	SCA Health Value Enterprise, LLC	Ownership	20.000	UnitedHealth Group Incorporated	NO	2
		00000	83-3555590				HL Greatist, LLC	DE	NIA	Healthline Media, LLC	Ownership	100.000	UnitedHealth Group Incorporated	NO	
		00000	27-1362827				HMC Home Health, LLC	TN	NIA	Tennessee Health Care Group, LLC	Ownership	75.000	UnitedHealth Group Incorporated	NO	
		00000	85-2016675				HMH Birdie One, LLC	ID	NIA	Kambros, LLC	Ownership	100.000	UnitedHealth Group Incorporated	NO	
		00000	33-1025322				Home Care Connections, Inc.	TX	NIA	Texas Health Care Group, L.L.C.	Ownership	100.000	UnitedHealth Group Incorporated	NO	
		00000	55-0668235				Home Care Plus, Inc.	WV	NIA	West Virginia Health Care Group, LLC	Ownership	100.000	UnitedHealth Group Incorporated	NO	
		00000	20-1497787				Home Health Agency - Central Pennsylvania, LLC	FL	NIA	OMNI Home Health Services, LLC	Ownership	100.000	UnitedHealth Group Incorporated	NO	
		00000	20-0832146				Home Health Agency - Collier, LLC	FL	NIA	OMNI Home Health Services, LLC	Ownership	100.000	UnitedHealth Group Incorporated	NO	
		00000	59-3757325				Home Health Agency - Hillsborough, LLC	FL	NIA	OMNI Home Health Services, LLC	Ownership	100.000	UnitedHealth Group Incorporated	NO	
		00000	20-1408322				Home Health Agency - Indiana, LLC	FL	NIA	OMNI Home Health Services, LLC	Ownership	100.000	UnitedHealth Group Incorporated	NO	
		00000	59-3757322				Home Health Agency - Pennsylvania, LLC	FL	NIA	OMNI Home Health Services, LLC	Ownership	100.000	UnitedHealth Group Incorporated	NO	
		00000	20-1408427				Home Health Agency - Philadelphia, LLC	FL	NIA	OMNI Home Health Services, LLC	Ownership	100.000	UnitedHealth Group Incorporated	NO	
		00000	59-3757320				Home Health Agency - Pinellas, LLC	FL	NIA	OMNI Home Health Services, LLC	Ownership	100.000	UnitedHealth Group Incorporated	NO	
		00000	27-1755342				Home Health Care by Black Stone of Central Ohio, LLC	OH	NIA	Black Stone of Central Ohio, LLC	Ownership	100.000	UnitedHealth Group Incorporated	NO	
		00000	27-4109403				Home Health Care by Black Stone of Cincinnati, LLC	OH	NIA	Black Stone of Cincinnati, LLC	Ownership	100.000	UnitedHealth Group Incorporated	NO	
		00000	27-4109553				Home Health Care by Black Stone of Dayton, LLC	OH	NIA	Black Stone of Dayton, LLC	Ownership	100.000	UnitedHealth Group Incorporated	NO	
		00000	34-1708719				Home Health Care by Black Stone of Northwest Ohio, LLC	OH	NIA	Black Stone of Northwest Ohio, LLC	Ownership	100.000	UnitedHealth Group Incorporated	NO	
		00000	38-4003190				Home Health of Jefferson Co, LLC	KY	NIA	National Health Industries, Inc.	Ownership	60.000	UnitedHealth Group Incorporated	NO	
		00000	98-1452260				Home Medical S.A.	CHL	NIA	Help SpA	Ownership	99.998	UnitedHealth Group Incorporated	NO	
		00000	98-1452260				Home Medical S.A.	CHL	NIA	Saden S.A.	Ownership	0.002	UnitedHealth Group Incorporated	NO	
		00000	52-0998217				HomeCall, LLC	MD	NIA	Maryland Health Care Group, LLC	Ownership	100.000	UnitedHealth Group Incorporated	NO	
		00000	81-0884465				Homecare Dimensions of Florida, Inc.	TX	NIA	WellMed Networks, Inc.	Ownership	100.000	UnitedHealth Group Incorporated	NO	1
		00000	74-2758644				Homecare Dimensions, Inc.	TX	NIA	WellMed Networks, Inc.	Ownership	100.000	UnitedHealth Group Incorporated	NO	1
		00000					Honodav SpA	CHL	NIA	Clínica Dávila y Servicios Médicos S.p.A.	Ownership	99.000	UnitedHealth Group Incorporated	NO	
		00000					Honodav SpA	CHL	NIA	Servicios Integrados de Salud Ltda.	Ownership	1.000	UnitedHealth Group Incorporated	NO	
		00000	34-1994325				Hood Home Health Service, L.L.C.	LA	NIA	Louisiana Health Care Group, L.L.C.	Ownership	67.000	UnitedHealth Group Incorporated	NO	
		00000	26-4310419				Hospice of Central Arkansas, LLC	AR	NIA	Arkansas Health Care Group, LLC	Ownership	67.000	UnitedHealth Group Incorporated	NO	
		00000	98-1286038				Hospitais Associados de Pernambuco Ltda.	BRA	NIA	Hospital Alvorada Taguatinga Ltda.	Ownership	0.000	UnitedHealth Group Incorporated	NO	
		00000	98-1286038				Hospitais Associados de Pernambuco Ltda.	BRA	NIA	Esho - Empresa de Serviços Hospitalares S.A.	Ownership	100.000	UnitedHealth Group Incorporated	NO	
		00000					Hospital Alvorada Taguatinga Ltda.	BRA	NIA	Bosque Medical Center Ltda.	Ownership	6.170	UnitedHealth Group Incorporated	NO	
		00000					Hospital Alvorada Taguatinga Ltda.	BRA	NIA	Anil Assistência Médica Internacional S.A.	Ownership	87.074	UnitedHealth Group Incorporated	NO	
		00000					Hospital Alvorada Taguatinga Ltda.	BRA	NIA	Esho - Empresa de Serviços Hospitalares S.A.	Ownership	6.756	UnitedHealth Group Incorporated	NO	
		00000	98-1389272				Hospital Ana Costa S.A.	BRA	NIA	Piano de Saúde Ana Costa Ltda.	Ownership	80.173	UnitedHealth Group Incorporated	NO	
		00000	98-1389272				Hospital Ana Costa S.A.	BRA	NIA	Hospital Alvorada Taguatinga Ltda.	Ownership	19.819	UnitedHealth Group Incorporated	NO	
		00000	98-1310065				Hospital de Clínicas de Jacarepaguá Ltda.	BRA	NIA	Cemed Care - Empresa de Atendimento Clínico Geral Ltda.	Ownership	0.000	UnitedHealth Group Incorporated	NO	
		00000	98-1310065				Hospital de Clínicas de Jacarepaguá Ltda.	BRA	NIA	Esho - Empresa de Serviços Hospitalares S.A.	Ownership	100.000	UnitedHealth Group Incorporated	NO	
		00000	98-1332673				Hospital Santa Helena S.A.	BRA	NIA	Esho - Empresa de Serviços Hospitalares S.A.	Ownership	99.346	UnitedHealth Group Incorporated	NO	
		00000	98-1332673				Hospital Santa Helena S.A.	BRA	NIA	Eual Participações S.A.	Ownership	0.654	UnitedHealth Group Incorporated	NO	

41.20

ANNUAL STATEMENT FOR THE YEAR 2023 OF THE UnitedHealthcare Plan of the River Valley, Inc.

SCHEDULE Y
PART 1A - DETAIL OF INSURANCE HOLDING COMPANY SYSTEM

1	2	3	4	5	6	7	8	9	10	11	12	13	14	15	16
Group Code	Group Name	NAIC Company Code	ID Number	Federal RSSD	CIK	Name of Securities Exchange if Publicly Traded (U.S. or International)	Names of Parent, Subsidiaries Or Affiliates	Domiciliary Location	Relationship to Reporting Entity	Directly Controlled by (Name of Entity/Person)	Type of Control (Ownership, Board, Management, Attorney-in-Fact, Influence, Other)	If Control is Ownership Provide Percentage	Ultimate Controlling Entity(ies)/Person(s)	Is an SCA Filing Required? (Yes/No)	*
		00000	37-1533130				Housecalls Home Health and Hospice, LLC	WV	NIA	West Virginia Health Care Group, LLC	Ownership	100.000	UnitedHealth Group Incorporated	NO	
		00000	26-2912304				Humedica, Inc.	DE	NIA	UnitedHealthCare Services, Inc.	Ownership	100.000	UnitedHealth Group Incorporated	NO	
		00000	36-4331825				Hygeia Corporation	DE	NIA	UnitedHealth International, Inc.	Ownership	100.000	UnitedHealth Group Incorporated	NO	
		00000	98-1106075				Hygeia Corporation (Ontario)	CAN	NIA	FrontierMEDX US, Inc.	Ownership	100.000	UnitedHealth Group Incorporated	NO	
		00000	27-2498964				Idaho Health Care Group, LLC	ID	NIA	LHC Group, Inc.	Ownership	100.000	UnitedHealth Group Incorporated	NO	
		00000	84-2230243				Idaho In-Home Healthcare Partnership-I, LLC	ID	NIA	In-Home Healthcare Partnership, LLC	Ownership	100.000	UnitedHealth Group Incorporated	NO	
		00000	84-2311184				Idaho In-Home Partner-I, LLC	ID	NIA	Idaho Health Care Group, LLC	Ownership	100.000	UnitedHealth Group Incorporated	NO	
		00000	84-4865867				IHD Holdings, LLC	DE	NIA	naviHealth, Inc.	Ownership	100.000	UnitedHealth Group Incorporated	NO	
		00000	46-1708167				Illinois Health Care Group, LLC	IL	NIA	LHC Group, Inc.	Ownership	100.000	UnitedHealth Group Incorporated	NO	
		00000	32-0505528				Illinois Home Care Holdings, LLC	DE	NIA	AFAM Sub I, LLC	Ownership	20.000	UnitedHealth Group Incorporated	NO	
		00000	32-0505528				Illinois Home Care Holdings, LLC	DE	NIA	National Health Industries, Inc.	Ownership	80.000	UnitedHealth Group Incorporated	NO	
		00000	46-4924177				Illinois Home Health Care, LLC	IL	NIA	Illinois Health Care Group, LLC	Ownership	100.000	UnitedHealth Group Incorporated	NO	
		00000	82-1341098				Illinois Independent Care Network, LLC	DE	NIA	Surgical Care Affiliates, LLC	Ownership	100.000	UnitedHealth Group Incorporated	NO	
		00000	38-3925282				Illinois LIV, LLC	IL	NIA	Illinois Health Care Group, LLC	Ownership	1.000	UnitedHealth Group Incorporated	NO	
		00000	38-3925282				Illinois LIV, LLC	IL	NIA	Illinois Home Health Care, LLC	Ownership	99.000	UnitedHealth Group Incorporated	NO	
		00000	20-4351923				Impel Consulting Experts, L.L.C.	TX	NIA	Impel Management Services, L.L.C.	Ownership	100.000	UnitedHealth Group Incorporated	NO	
		00000	75-2574317				Impel Management Services, L.L.C.	TX	NIA	USMD Holdings, Inc.	Ownership	100.000	UnitedHealth Group Incorporated	NO	
		00000	92-3156337				Imperial Point Surgery Center, LLC	FL	NIA	SCA-Imperial Point Holdings, LLC	Ownership	100.000	UnitedHealth Group Incorporated	NO	
		00000	86-3297600				Imperium Clinical Partner III, LLC	KY	NIA	Imperium Health Management, LLC	Ownership	100.000	UnitedHealth Group Incorporated	NO	
		00000	86-3297432				Imperium Clinical Partners II, LLC	KY	NIA	Imperium Health Management, LLC	Ownership	100.000	UnitedHealth Group Incorporated	NO	
		00000	86-3255691				Imperium Clinical Partners, LLC	KY	NIA	Imperium Health Management, LLC	Ownership	100.000	UnitedHealth Group Incorporated	NO	
		00000	45-2788800				Imperium Health Management, LLC	KY	NIA	Almost Family, Inc.	Ownership	100.000	UnitedHealth Group Incorporated	NO	
		00000	46-3029953				IN HomeCare Network Central, LLC	IN	NIA	National Health Industries, Inc.	Ownership	100.000	UnitedHealth Group Incorporated	NO	
		00000	46-3020499				IN Homecare Network North, LLC	IN	NIA	National Health Industries, Inc.	Ownership	100.000	UnitedHealth Group Incorporated	NO	
		00000	27-3296953				IN Style OPTICAL, LLC	MA	NIA	Reliant Medical Group, Inc.	Ownership	100.000	UnitedHealth Group Incorporated	NO	1
		00000	84-3322624				In-Home Healthcare Partnership II, LLC	DE	NIA	LHCG Partner, LLC	Ownership	100.000	UnitedHealth Group Incorporated	NO	
		00000	36-4854493				In-Home Healthcare Partnership of Texas-I, LLC	TX	NIA	In-Home Healthcare Partnership, LLC	Ownership	100.000	UnitedHealth Group Incorporated	NO	
		00000	38-4019518				In-Home Healthcare Partnership, LLC	DE	NIA	LHCG Partner, LLC	Ownership	80.000	UnitedHealth Group Incorporated	NO	
		00000	35-2582227				In-Home Partner of Texas-I, LLC	TX	NIA	LHCG Partner, LLC	Ownership	100.000	UnitedHealth Group Incorporated	NO	
		00000	45-4132005				Indiana Care Organization, LLC	IN	NIA	AHN Target Holdings, LLC	Ownership	100.000	UnitedHealth Group Incorporated	NO	
		00000	27-5130167				Indiana Health Care Group, LLC	IN	NIA	LHC Group, Inc.	Ownership	100.000	UnitedHealth Group Incorporated	NO	
		00000	63-1112659				Infirmary Home Health Agency, Inc.	AL	NIA	Alabama Health Care Group, LLC	Ownership	67.000	UnitedHealth Group Incorporated	NO	
		00000	22-3980674				Ingenios Health Co.	DE	NIA	Ingenios Health Holdings, Inc.	Ownership	100.000	UnitedHealth Group Incorporated	NO	
		00000	46-0896098				Ingenios Health Holdings, Inc.	DE	NIA	Almost Family, Inc.	Ownership	100.000	UnitedHealth Group Incorporated	NO	
		00000	33-0618077				Inland Faculty Medical Group, Inc.	CA	NIA	NAMM Medical Group Holdings, Inc.	Ownership	100.000	UnitedHealth Group Incorporated	NO	1
		00000	33-0018673				Inland Surgery Center, L.P.	CA	NIA	Redlands Ambulatory Surgery Center	Ownership	51.000	UnitedHealth Group Incorporated	NO	
		00000	33-0018673				Inland Surgery Center, L.P.	CA	NIA	SC Affiliates, LLC	Ownership	6.156	UnitedHealth Group Incorporated	NO	
		00000					Inmobiliaria Apoquindo 3001 S.A.	CHL	NIA	Inmobiliaria Apoquindo S.A.	Ownership	99.999	UnitedHealth Group Incorporated	NO	
		00000					Inmobiliaria Apoquindo 3001 S.A.	CHL	NIA	Cobranzas Banmédica SpA	Ownership	0.001	UnitedHealth Group Incorporated	NO	
		00000	98-1458683				Inmobiliaria Apoquindo 3600 Ltda.	CHL	NIA	Inmobiliaria Apoquindo 3001 S.A.	Ownership	0.300	UnitedHealth Group Incorporated	NO	
		00000	98-1458683				Inmobiliaria Apoquindo 3600 Ltda.	CHL	NIA	Banmédica S.A.	Ownership	99.700	UnitedHealth Group Incorporated	NO	
		00000	98-1443174				Inmobiliaria Apoquindo S.A.	CHL	NIA	Saden S.A.	Ownership	0.000	UnitedHealth Group Incorporated	NO	
		00000	98-1443174				Inmobiliaria Apoquindo S.A.	CHL	NIA	Banmédica S.A.	Ownership	100.000	UnitedHealth Group Incorporated	NO	
		00000	98-1458682				Inmobiliaria Clínica Santa María S.A.	CHL	NIA	Banmédica S.A.	Ownership	99.510	UnitedHealth Group Incorporated	NO	
		00000	98-1454653				Inmobiliaria e Inversiones Alameda S.A.	CHL	NIA	Saden S.A.	Ownership	0.020	UnitedHealth Group Incorporated	NO	
		00000	98-1454653				Inmobiliaria e Inversiones Alameda S.A.	CHL	NIA	Banmédica S.A.	Ownership	99.980	UnitedHealth Group Incorporated	NO	

41.21

ANNUAL STATEMENT FOR THE YEAR 2023 OF THE UnitedHealthcare Plan of the River Valley, Inc.

SCHEDULE Y
PART 1A - DETAIL OF INSURANCE HOLDING COMPANY SYSTEM

1	2	3	4	5	6	7	8	9	10	11	12	13	14	15	16
Group Code	Group Name	NAIC Company Code	ID Number	Federal RSSD	CIK	Name of Securities Exchange if Publicly Traded (U.S. or International)	Names of Parent, Subsidiaries Or Affiliates	Domi-ciliary Location	Relation-ship to Reporting Entity	Directly Controlled by (Name of Entity/Person)	Type of Control (Ownership, Board, Management, Attorney-in-Fact, Influence, Other)	If Control is Ownership Provide Percentage	Ultimate Controlling Entity(ies)/Person(s)	Is an SCA Filing Re-quired? (Yes/No)	*
		00000					Inmobiliaria e Inversiones Nueva Apoquindo SpA	..CHLNIA	Banmedica S.A.	Ownership	100.000	UnitedHealth Group Incorporated	NO	
		00000	98-1460922				Inmobiliaria Viñamed Ltda.	..CHLNIA	Administradora Médica Centromed S.A.	Ownership	99.900	UnitedHealth Group Incorporated	NO	
		00000	30-0781533				Innovative Senior Care Home Health of Alabama, LLC	..DENIA	Health at Home Holdings - Alabama, LLC	Ownership	100.000	UnitedHealth Group Incorporated	NO	
		00000	27-2065054				Innovative Senior Care Home Health of Albuquerque, LLC	..DENIA	Health at Home Holdings - Albuquerque, LLC	Ownership	100.000	UnitedHealth Group Incorporated	NO	
		00000	26-3445981				Innovative Senior Care Home Health of Boston, LLC	..DENIA	Health at Home Holdings - Boston, LLC	Ownership	100.000	UnitedHealth Group Incorporated	NO	
		00000	27-4318872				Innovative Senior Care Home Health of Charlotte, LLC	..DENIA	Health at Home Holdings - Charlotte, LLC	Ownership	100.000	UnitedHealth Group Incorporated	NO	
		00000	27-0329830				Innovative Senior Care Home Health of Chicago, LLC	..DENIA	Health at Home Holdings - Chicago, LLC	Ownership	100.000	UnitedHealth Group Incorporated	NO	
		00000	26-2611755				Innovative Senior Care Home Health of Detroit, LLC	..DENIA	Health at Home Holdings - Detroit, LLC	Ownership	100.000	UnitedHealth Group Incorporated	NO	
		00000	27-2620181				Innovative Senior Care Home Health of Durham, LLC	..DENIA	Health at Home Holdings - Durham, LLC	Ownership	100.000	UnitedHealth Group Incorporated	NO	
		00000	27-2619513				Innovative Senior Care Home Health of Edmond, LLC	..DENIA	Health at Home Holdings - Edmond, LLC	Ownership	100.000	UnitedHealth Group Incorporated	NO	
		00000	45-2502527				Innovative Senior Care Home Health of Hartford, LLC	..DENIA	Tennessee Health Care Group, LLC	Ownership	100.000	UnitedHealth Group Incorporated	NO	
		00000	45-2952600				Innovative Senior Care Home Health of High Point, LLC	..DENIA	Health at Home Holdings - High Point, LLC	Ownership	100.000	UnitedHealth Group Incorporated	NO	
		00000	26-3285980				Innovative Senior Care Home Health of Indianapolis, LLC	..DENIA	Health at Home Holdings - Indianapolis, LLC	Ownership	100.000	UnitedHealth Group Incorporated	NO	
		00000	26-3445808				Innovative Senior Care Home Health of Minneapolis, LLC	..DENIA	ISCHH of Minneapolis Holdings, LLC	Ownership	100.000	UnitedHealth Group Incorporated	NO	
		00000	26-1736377				Innovative Senior Care Home Health of Ohio, LLC	..DENIA	Health at Home Holdings - Ohio, LLC	Ownership	100.000	UnitedHealth Group Incorporated	NO	
		00000	27-2399264				Innovative Senior Care Home Health of Philadelphia, LLC	..DENIA	Health at Home Holdings - Philadelphia, LLC	Ownership	100.000	UnitedHealth Group Incorporated	NO	
		00000	26-2863172				Innovative Senior Care Home Health of Portland, LLC	..DENIA	Health at Home Holdings - Portland, LLC	Ownership	100.000	UnitedHealth Group Incorporated	NO	
		00000	45-2502463				Innovative Senior Care Home Health of Rhode Island, LLC	..DENIA	LHCG CCXIV, LLC	Ownership	100.000	UnitedHealth Group Incorporated	NO	
		00000	26-3445898				Innovative Senior Care Home Health of St. Louis, LLC	..DENIA	Health at Home Holdings - St. Louis, LLC	Ownership	100.000	UnitedHealth Group Incorporated	NO	
		00000	27-4586855				Innovative Senior Care Home Health of Tulsa, LLC	..DENIA	Health at Home Holdings - Tulsa, LLC	Ownership	100.000	UnitedHealth Group Incorporated	NO	
		00000	47-5640889				INOVB Surgical at Memorial City, LLC	..TXNIA	Memorial City Partners, LLC	Ownership	100.000	UnitedHealth Group Incorporated	NO	
		00000	88-0482274				inPharmative, Inc.	..NVNIA	OptumRx Health Solutions, LLC	Ownership	100.000	UnitedHealth Group Incorporated	NO	
		00000	45-2563134				Inspiris Medical Services of New Jersey, P.C.	..NJNIA	Physician(s) Owned	Influence	0.000	UnitedHealth Group Incorporated	NO	1
		00000	27-1561674				INSPIRIS of Michigan Medical Services, P.C.	..MINIA	Physician(s) Owned	Influence	0.000	UnitedHealth Group Incorporated	NO	1
		00000	13-4168739				INSPIRIS of New York Medical Services, P.C.	..NYNIA	Physician(s) Owned	Influence	0.000	UnitedHealth Group Incorporated	NO	1
		00000	26-2895670				INSPIRIS of Pennsylvania Medical Services, P.C.	..PANIA	Physician(s) Owned	Influence	0.000	UnitedHealth Group Incorporated	NO	1
		00000	26-2885572				INSPIRIS of Texas Physician Group	..TXNIA	Optum Care Services Company	Ownership	100.000	UnitedHealth Group Incorporated	NO	
		00000	33-0766366				Inspiris, Inc.	..DENIA	Collaborative Care Holdings, LLC	Ownership	100.000	UnitedHealth Group Incorporated	NO	
		00000					Instituto Radium de Campinas Ltda	..BRANIA	Esho - Empresa de Serviços Hospitalares S.A.	Ownership	0.000	UnitedHealth Group Incorporated	NO	

ANNUAL STATEMENT FOR THE YEAR 2023 OF THE UnitedHealthcare Plan of the River Valley, Inc.

SCHEDULE Y

PART 1A - DETAIL OF INSURANCE HOLDING COMPANY SYSTEM

1	2	3	4	5	6	7	8	9	10	11	12	13	14	15	16
Group Code	Group Name	NAIC Company Code	ID Number	Federal RSSD	CIK	Name of Securities Exchange if Publicly Traded (U.S. or International)	Names of Parent, Subsidiaries Or Affiliates	Domi- ciliary Location	Relation- ship to Reporting Entity	Directly Controlled by (Name of Entity/Person)	Type of Control (Ownership, Board, Management, Attorney-in-Fact, Influence, Other)	If Control is Ownership Provide Percentage	Ultimate Controlling Entity(ies)/Person(s)	Is an SCA Filing Re- quired? (Yes/No)	*
		00000	27-2557480				Instituto Radium de Campinas Ltda	..BRA	..NIA	COI - Clínicas Oncológicas Integradas S.A.	Ownership	100.000	UnitedHealth Group Incorporated	..NO	
		00000					Integrated Behavioral Health, LLC	..LA	..NIA	Refresh Mental Health, Inc.	Ownership	100.000	UnitedHealth Group Incorporated	..NO	
		00000	95-0856292				Integrity Clinical Partners, LLC	..MN	..NIA	Minnesota Health Care Group, LLC	Ownership	100.000	UnitedHealth Group Incorporated	..NO	
.0707	UnitedHealth Group Incorporated	00000	22-2321226				Inter-Hospital Physicians Association, Inc.	..OR	..NIA	Optum Oregon MSO, LLC	Ownership	100.000	UnitedHealth Group Incorporated	..NO	
		00000					International Healthcare Services, Inc.	..NJ	..IA	Healthplex, Inc.	Ownership	100.000	UnitedHealth Group Incorporated	..NO	
		00000					Inverclinco S.A.S.	..COL	..NIA	CDC Holdings Colombia S.A.S.	Ownership	50.000	UnitedHealth Group Incorporated	..NO	
		00000					Inverclinco S.A.S.	..COL	..NIA	Banmédica Internacional SpA	Ownership	50.000	UnitedHealth Group Incorporated	..NO	
		00000	98-1452273				Inversiones Clínicas Santa María SpA	..CHL	..NIA	Banmédica S.A.	Ownership	100.000	UnitedHealth Group Incorporated	..NO	
		00000	93-1688504				IPN Optum Care Network, LLC	..DE	..NIA	Optum Care Networks, Inc.	Ownership	55.000	UnitedHealth Group Incorporated	..NO	
		00000	98-1448096				Isapre Banmédica S.A.	..CHL	..NIA	Clínica Dávila y Servicios Médicos S.p.A.	Ownership	0.000	UnitedHealth Group Incorporated	..NO	
		00000	98-1448096				Isapre Banmédica S.A.	..CHL	..NIA	Banmédica S.A.	Ownership	100.000	UnitedHealth Group Incorporated	..NO	
		00000	87-0915370				ISOH of Minneapolis Holdings, LLC	..DE	..NIA	Health at Home Holdings, LLC	Ownership	100.000	UnitedHealth Group Incorporated	..NO	
		00000	26-3042590				Jackson County Home Health, LLC	..WV	..NIA	LHC HomeCare of West Virginia, LLC	Ownership	100.000	UnitedHealth Group Incorporated	..NO	
		00000	26-3375646				Jackson Home Care Services, LLC	..DE	..NIA	AF-CH-HH, LLC	Ownership	100.000	UnitedHealth Group Incorporated	..NO	
		00000	93-1467301				Jacksonville Ambulatory Surgery Center, LLC	..FL	..NIA	SC Affiliates, LLC	Ownership	100.000	UnitedHealth Group Incorporated	..NO	
		00000	26-1806757				Jefferson Regional HomeCare, LLC	..AR	..NIA	Arkansas Health Care Group, LLC	Ownership	67.000	UnitedHealth Group Incorporated	..NO	
		00000	74-2544709				Joliet Surgery Center Limited Partnership	..IL	..NIA	Surgicare of Joliet, Inc.	Ownership	27.143	UnitedHealth Group Incorporated	..NO	2
		00000	26-3013277				Jonathan E. Goldberg, Ph.D., Inc.	..MA	..NIA	Physician(s) Owned	Influence	0.000	UnitedHealth Group Incorporated	..NO	1
		00000	68-0624157				Jordan Ridge Family Medicine, LLC	..DE	..NIA	Collaborative Care Services, Inc.	Ownership	100.000	UnitedHealth Group Incorporated	..NO	
		00000	26-3388719				Jourdanton Home Care Services, LLC	..DE	..NIA	AFAM Holding Co, LLC	Ownership	100.000	UnitedHealth Group Incorporated	..NO	
		00000	46-4755857				Joyable, Inc.	..DE	..NIA	AbleTo, Inc.	Ownership	100.000	UnitedHealth Group Incorporated	..NO	
		00000	26-3478896				Joyce Marter & Associates, P.C.	..IL	..NIA	Physician(s) Owned	Influence	0.000	UnitedHealth Group Incorporated	..NO	1
		00000	30-0089259				K.P. Counseling, Ltd.	..IL	..NIA	Physician(s) Owned	Influence	0.000	UnitedHealth Group Incorporated	..NO	1
		00000	84-4763920				Kambros, LLC	..ID	..NIA	Idaho Health Care Group, LLC	Ownership	100.000	UnitedHealth Group Incorporated	..NO	
		00000	76-0386391				Kelsey-Seybold Medical Group, PLLC	..TX	..NIA	Physician(s) Owned	Influence	0.000	UnitedHealth Group Incorporated	..NO	1
.0707	UnitedHealth Group Incorporated	16541	83-2701907				KelseyCare Administrators LLC	..TX	..IA	KS Management Services, L.L.C.	Ownership	100.000	UnitedHealth Group Incorporated	..NO	
		00000	47-4074341				Kentuckiana Clinical Partners, LLC	..KY	..NIA	Imperium Health Management, LLC	Ownership	100.000	UnitedHealth Group Incorporated	..NO	
		00000	47-4035777				Kentucky Accountable Care, LLC	..KY	..NIA	Imperium Health Management, LLC	Ownership	100.000	UnitedHealth Group Incorporated	..NO	
		00000	47-4005600				Kentucky Clinical Partners, LLC	..KY	..NIA	Imperium Health Management, LLC	Ownership	100.000	UnitedHealth Group Incorporated	..NO	
		00000	51-0588603				Kentucky Health Care Group, LLC	..KY	..NIA	LHC Group, Inc.	Ownership	100.000	UnitedHealth Group Incorporated	..NO	
		00000	46-4950585				Kentucky Home Health Care, LLC	..KY	..NIA	Kentucky Health Care Group, LLC	Ownership	100.000	UnitedHealth Group Incorporated	..NO	
		00000	26-4812417				Kentucky HomeCare of Henderson, LLC	..KY	..NIA	Kentucky Health Care Group, LLC	Ownership	100.000	UnitedHealth Group Incorporated	..NO	
		00000	36-4861510				Kentucky In-Home Healthcare Partnership-I, LLC	..KY	..NIA	In-Home Healthcare Partnership, LLC	Ownership	100.000	UnitedHealth Group Incorporated	..NO	
		00000	30-1017396				Kentucky In-Home Healthcare Partnership-II, LLC	..KY	..NIA	In-Home Healthcare Partnership, LLC	Ownership	100.000	UnitedHealth Group Incorporated	..NO	
		00000	35-2592972				Kentucky In-Home Partner-I, LLC	..KY	..NIA	Kentucky In-Home Healthcare Partnership-I, LLC	Ownership	100.000	UnitedHealth Group Incorporated	..NO	
		00000	82-3982951				Kentucky In-Home Partner-II, LLC	..KY	..NIA	Kentucky Health Care Group, LLC	Ownership	100.000	UnitedHealth Group Incorporated	..NO	
		00000	46-4923653				Kentucky LV, LLC	..KY	..NIA	Kentucky Home Health Care, LLC	Ownership	100.000	UnitedHealth Group Incorporated	..NO	
		00000	93-4405730				Kentucky Physical Therapy Services at Richmond Place, LLC	..KY	..NIA	Kentucky Health Care Group, LLC	Ownership	100.000	UnitedHealth Group Incorporated	..NO	
		00000	93-4383947				Kentucky Physical Therapy Services of Lexington, LLC	..KY	..NIA	Kentucky Health Care Group, LLC	Ownership	100.000	UnitedHealth Group Incorporated	..NO	
		00000	37-1862951				Key West HHA, LLC	..FL	..NIA	AF-CH-HH, LLC	Ownership	100.000	UnitedHealth Group Incorporated	..NO	
		00000	32-0536495				Key West PD, LLC	..FL	..NIA	AF-CH-HH, LLC	Ownership	100.000	UnitedHealth Group Incorporated	..NO	
		00000	30-0358493				Keys Counseling, Inc.	..IN	..NIA	Physician(s) Owned	Influence	0.000	UnitedHealth Group Incorporated	..NO	1
		00000	83-3134941				Keystone Healthcare Partnership, LLC	..PA	..NIA	Pennsylvania Health Care Group Holdings, LLC	Ownership	75.000	UnitedHealth Group Incorporated	..NO	

ANNUAL STATEMENT FOR THE YEAR 2023 OF THE UnitedHealthcare Plan of the River Valley, Inc.

SCHEDULE Y

PART 1A - DETAIL OF INSURANCE HOLDING COMPANY SYSTEM

1	2	3	4	5	6	7	8	9	10	11	12	13	14		15	16	
Group Code	Group Name	NAIC Company Code	ID Number	Federal RSSD	CIK	Name of Securities Exchange if Publicly Traded (U.S. or International)	Names of Parent, Subsidiaries Or Affiliates	Domiciliary Location	Relationship to Reporting Entity	Directly Controlled by (Name of Entity/Person)	Type of Control (Ownership, Board, Management, Attorney-in-Fact, Influence, Other)	If Control is Ownership Provide Percentage	Ultimate Controlling Entity(ies)/Person(s)		Is an SCA Filing Required? (Yes/No)	*	
.0707	UnitedHealth Group Incorporated	00000	30-0961579				Kirkville Home Care Services, LLC	..MO....	..NIA....	AF-CH-HH, LLC	Ownership.....	100.000	UnitedHealth Group IncorporatedNO....		
		00000	38-3940574				Knoxville Home Care Services, LLC	..DE....	..NIA....	AF-CH-HH, LLC	Ownership.....	100.000	UnitedHealth Group IncorporatedNO....		
		00000	76-0602862				KS Management Services, L.L.C.	..TX....	..NIA....	KSMS Intermediate Holdings II, LLC	Ownership.....	100.000	UnitedHealth Group IncorporatedNO....		
		00000	84-2355006				KS Pharm, LLC	..TX....	..NIA....	Kelsey-Seybold Medical Group, PLLC	Ownership.....	100.000	UnitedHealth Group IncorporatedNO....	1	
		12827	20-5602615				KS Plan Administrators, LLC	..TX....	..IA....	KS Management Services, L.L.C.	Ownership.....	100.000	UnitedHealth Group IncorporatedNO....		
		00000	84-2241460				KS SC, LLC	..TX....	..NIA....	Kelsey-Seybold Medical Group, PLLC	Ownership.....	100.000	UnitedHealth Group IncorporatedNO....	1	
		00000	84-2590138				KSMS Holdings, LLC	..TX....	..NIA....	Transformer TX Holdings, LLC	Ownership.....	100.000	UnitedHealth Group IncorporatedNO....		
		00000	84-2598581				KSMS Intermediate Holdings I, LLC	..TX....	..NIA....	KSMS Holdings, LLC	Ownership.....	100.000	UnitedHealth Group IncorporatedNO....		
		00000	84-2646230				KSMS Intermediate Holdings II, LLC	..TX....	..NIA....	KSMS Intermediate Holdings I, LLC	Ownership.....	100.000	UnitedHealth Group IncorporatedNO....		
		00000	84-2646230				La Esperanza del Perú S.A.	..PER....	..NIA....	Pacifico S.A. Entidad Prestadora de Salud	Ownership.....	100.000	UnitedHealth Group IncorporatedNO....		
		00000	81-0704452				La Porte Home Care Services, LLC	..DE....	..NIA....	AF-CH-HH, LLC	Ownership.....	100.000	UnitedHealth Group IncorporatedNO....		
		00000	98-1456202				Laboratorio ROE S.A.	..PER....	..NIA....	Pacifico S.A. Entidad Prestadora de Salud	Ownership.....	100.000	UnitedHealth Group IncorporatedNO....		
		00000					Laboratorios Médicos Amed Quilpué S.A.	..CHL....	..NIA....	Centromed Quilpué S.A.	Ownership.....	99.900	UnitedHealth Group IncorporatedNO....		
		00000					Laboratorios Médicos Amed Quilpué S.A.	..CHL....	..NIA....	Servicios Médicos Amed Quilpué S.A.	Ownership.....	0.100	UnitedHealth Group IncorporatedNO....		
		00000	27-3073250				Lakeland Home Care Services, LLC	..DE....	..NIA....	AFAM Holding Co II, LLC	Ownership.....	100.000	UnitedHealth Group IncorporatedNO....		
		00000	26-3376587				Lancaster Home Care Services, LLC	..DE....	..NIA....	AFAM Holding Co, LLC	Ownership.....	100.000	UnitedHealth Group IncorporatedNO....		
		00000	82-5437916				Landmark Group Holdings, LLC	..DE....	..NIA....	Laser Acquisition Holdings III, LLC	Ownership.....	100.000	UnitedHealth Group IncorporatedNO....		
		00000	36-4785073				Landmark Health NY IPA, LLC	..NY....	..NIA....	Landmark Health, LLC	Ownership.....	100.000	UnitedHealth Group IncorporatedNO....		
		00000	37-1774991				Landmark Health NY PO, LLC	..DE....	..NIA....	Landmark Health, LLC	Ownership.....	100.000	UnitedHealth Group IncorporatedNO....		
		00000	35-2547489				Landmark Health of California, LLC	..DE....	..NIA....	Landmark Health, LLC	Ownership.....	100.000	UnitedHealth Group IncorporatedNO....		
		00000	35-2616929				Landmark Health of Massachusetts, LLC	..DE....	..NIA....	Landmark Health, LLC	Ownership.....	100.000	UnitedHealth Group IncorporatedNO....		
		00000	37-1880434				Landmark Health of North Carolina, LLC	..NC....	..NIA....	Landmark MSO, LLC	Ownership.....	100.000	UnitedHealth Group IncorporatedNO....		
		00000	38-3952354				Landmark Health of Oregon, LLC	..DE....	..NIA....	Landmark Health, LLC	Ownership.....	100.000	UnitedHealth Group IncorporatedNO....		
		00000	61-1781940				Landmark Health of Pennsylvania, LLC	..DE....	..NIA....	Landmark Health, LLC	Ownership.....	100.000	UnitedHealth Group IncorporatedNO....		
		00000	61-1752988				Landmark Health of Washington, LLC	..DE....	..NIA....	Landmark Health, LLC	Ownership.....	100.000	UnitedHealth Group IncorporatedNO....		
		00000					Landmark Health Technologies Private Limited										
		00000					Landmark Health Technologies Private Limited	..IND....	..NIA....	Landmark India, LLC	Ownership.....	0.010	UnitedHealth Group IncorporatedNO....		
		00000					Landmark Health Technologies Private Limited	..IND....	..NIA....	Landmark Health, LLC	Ownership.....	99.990	UnitedHealth Group IncorporatedNO....		
		00000	46-3015502				Landmark Health, LLC	..DE....	..NIA....	Landmark Group Holdings, LLC	Ownership.....	100.000	UnitedHealth Group IncorporatedNO....		
		00000	37-1776229				Landmark India, LLC	..DE....	..NIA....	Landmark Health, LLC	Ownership.....	100.000	UnitedHealth Group IncorporatedNO....		
		00000	85-0997438				Landmark Medical of Arkansas, P.A.	..AR....	..NIA....	Physician(s) Owned	Influence.....	0.000	UnitedHealth Group IncorporatedNO....	1	
		00000	47-4553619				Landmark Medical of California, PC	..CA....	..NIA....	Physician(s) Owned	Influence.....	0.000	UnitedHealth Group IncorporatedNO....	1	
		00000	83-2295301				Landmark Medical of Connecticut, PC	..CT....	..NIA....	Physician(s) Owned	Influence.....	0.000	UnitedHealth Group IncorporatedNO....	1	
		00000	85-0838149				Landmark Medical of Florida, P.A.	..FL....	..NIA....	Physician(s) Owned	Influence.....	0.000	UnitedHealth Group IncorporatedNO....	1	
		00000	92-0496439				Landmark Medical of Idaho, PC	..ID....	..NIA....	Physician(s) Owned	Influence.....	0.000	UnitedHealth Group IncorporatedNO....	1	
		00000	82-4633545				Landmark Medical of Kansas, P.A.	..KS....	..NIA....	Physician(s) Owned	Influence.....	0.000	UnitedHealth Group IncorporatedNO....	1	
		00000	82-4881602				Landmark Medical of Kentucky, PSC	..KY....	..NIA....	Physician(s) Owned	Influence.....	0.000	UnitedHealth Group IncorporatedNO....	1	
		00000	82-4881732				Landmark Medical of Louisiana, a Professional Corporation	..LA....	..NIA....	Physician(s) Owned	Influence.....	0.000	UnitedHealth Group IncorporatedNO....	1	
		00000	81-5364097				Landmark Medical of Massachusetts, PLLC	..MA....	..NIA....	Physician(s) Owned	Influence.....	0.000	UnitedHealth Group IncorporatedNO....	1	
		00000	86-3599871				Landmark Medical of Michigan, P.C.	..MI....	..NIA....	Physician(s) Owned	Influence.....	0.000	UnitedHealth Group IncorporatedNO....	1	
		00000	82-5084178				Landmark Medical of Mississippi, P.C.	..MS....	..NIA....	Physician(s) Owned	Influence.....	0.000	UnitedHealth Group IncorporatedNO....	1	
		00000	82-4857713				Landmark Medical of Missouri, P.C.	..MO....	..NIA....	Physician(s) Owned	Influence.....	0.000	UnitedHealth Group IncorporatedNO....	1	
		00000	85-1174070				Landmark Medical of New Hampshire, P.C.	..NH....	..NIA....	Physician(s) Owned	Influence.....	0.000	UnitedHealth Group IncorporatedNO....	1	
		00000	82-4256752				Landmark Medical of North Carolina, P.C.	..NC....	..NIA....	Physician(s) Owned	Influence.....	0.000	UnitedHealth Group IncorporatedNO....	1	
		00000	82-4864947				Landmark Medical of Ohio, Professional Corporation	..OH....	..NIA....	Physician(s) Owned	Influence.....	0.000	UnitedHealth Group IncorporatedNO....	1	
		00000	47-2926188				Landmark Medical of Oregon, PC	..OR....	..NIA....	Physician(s) Owned	Influence.....	0.000	UnitedHealth Group IncorporatedNO....	1	

ANNUAL STATEMENT FOR THE YEAR 2023 OF THE UnitedHealthcare Plan of the River Valley, Inc.

SCHEDULE Y
PART 1A - DETAIL OF INSURANCE HOLDING COMPANY SYSTEM

1	2	3	4	5	6	7	8	9	10	11	12	13	14	15	16
Group Code	Group Name	NAIC Company Code	ID Number	Federal RSSD	CIK	Name of Securities Exchange if Publicly Traded (U.S. or International)	Names of Parent, Subsidiaries or Affiliates	Domiciliary Location	Relationship to Reporting Entity	Directly Controlled by (Name of Entity/Person)	Type of Control (Ownership, Board, Management, Attorney-in-Fact, Influence, Other)	If Control is Ownership Provide Percentage	Ultimate Controlling Entity(ies)/Person(s)	Is an SCA Filing Required? (Yes/No)	*
00000		81-1605378				Landmark Medical of Pennsylvania, PC	PA	NIA	Physician(s) Owned	Influence	0.000	UnitedHealth Group Incorporated	NO	1	
00000		84-2830065				Landmark Medical of Rhode Island, PC	RI	NIA	Physician(s) Owned	Influence	0.000	UnitedHealth Group Incorporated	NO	1	
00000		30-1288593				Landmark Medical of Tennessee, PC	TN	NIA	Physician(s) Owned	Influence	0.000	UnitedHealth Group Incorporated	NO	1	
00000		83-2296389				Landmark Medical of Texas, PA	TX	NIA	Physician(s) Owned	Influence	0.000	UnitedHealth Group Incorporated	NO	1	
00000		84-2660339				Landmark Medical of Utah, PC	UT	NIA	Physician(s) Owned	Influence	0.000	UnitedHealth Group Incorporated	NO	1	
00000		85-0839774				Landmark Medical of Virginia, P.C.	VA	NIA	Physician(s) Owned	Influence	0.000	UnitedHealth Group Incorporated	NO	1	
00000		47-3028655				Landmark Medical of Washington, PC	WA	NIA	Physician(s) Owned	Influence	0.000	UnitedHealth Group Incorporated	NO	1	
00000		47-1588943				Landmark Medical, P.C.	NY	NIA	Physician(s) Owned	Influence	0.000	UnitedHealth Group Incorporated	NO	1	
00000		32-0446592				Landmark MSO, LLC	DE	NIA	Landmark Health, LLC	Ownership	100.000	UnitedHealth Group Incorporated	NO		
00000		85-3189716				Landmark Primary Care, LLC	DE	NIA	Landmark Health, LLC	Ownership	100.000	UnitedHealth Group Incorporated	NO		
00000						Laser Acquisition Holdings III, LLC	DE	NIA	OptumHealth Holdings, LLC	Ownership	100.000	UnitedHealth Group Incorporated	NO		
00000		81-3732334				LDI Holding Company, LLC	DE	NIA	Diplomat Pharmacy, Inc.	Ownership	100.000	UnitedHealth Group Incorporated	NO		
00000		20-1257620				Leaf River Home Health Care, LLC	MS	NIA	Mississippi Health Care Group, LLC	Ownership	100.000	UnitedHealth Group Incorporated	NO		
00000		81-3741657				Leehar Distributors, LLC	DE	NIA	LDI Holding Company, LLC	Ownership	100.000	UnitedHealth Group Incorporated	NO		
00000		32-0543788				Level2 Health Holdings, Inc.	DE	NIA	UnitedHealthcare, Inc.	Ownership	100.000	UnitedHealth Group Incorporated	NO		
00000		82-3161933				Level2 Health IPA, LLC	DE	NIA	Level2 Health Holdings, Inc.	Ownership	100.000	UnitedHealth Group Incorporated	NO		
00000		82-3130872				Level2 Health Management, LLC	DE	NIA	Level2 Health Holdings, Inc.	Ownership	100.000	UnitedHealth Group Incorporated	NO		
00000		84-5003916				Level2 Medical Services, P.A.	DE	NIA	Physician(s) Owned	Influence	0.000	UnitedHealth Group Incorporated	NO	1	
00000		87-2684015				Level2 Medical Services, P.A. New Jersey	NJ	NIA	Physician(s) Owned	Influence	0.000	UnitedHealth Group Incorporated	NO	1	
00000		87-2600511				Level2 Medical Services, P.C. Alaska	AK	NIA	Physician(s) Owned	Influence	0.000	UnitedHealth Group Incorporated	NO	1	
00000		92-1153396				Level2 Medical Services, P.C. California	CA	NIA	Physician(s) Owned	Influence	0.000	UnitedHealth Group Incorporated	NO	1	
00000		87-0989804				Level2 Medical Services, P.C. Utah	UT	NIA	Physician(s) Owned	Influence	0.000	UnitedHealth Group Incorporated	NO	1	
00000		61-1028180				Lexington Surgery Center, Ltd.	KY	NIA	Surgery Center of Lexington, LLC	Ownership	72.500	UnitedHealth Group Incorporated	NO	2	
00000		36-3468942				LGH-A/Golf ASTC, L.L.C.	IL	NIA	Advocate-SCA Partners, LLC	Ownership	49.000	UnitedHealth Group Incorporated	NO	2	
00000		93-2898181				LHC California Home Health I, LLC	DE	NIA	California Health Care Group, LLC	Ownership	100.000	UnitedHealth Group Incorporated	NO		
00000		86-2405954				LHC Group Health Clinic, LLC	LA	NIA	Louisiana Health Care Group, L.L.C.	Ownership	100.000	UnitedHealth Group Incorporated	NO		
00000		81-2871053				LHC Group Pharmaceutical Services II, LLC	LA	NIA	LHC Group, Inc.	Ownership	100.000	UnitedHealth Group Incorporated	NO		
00000		81-5023883				LHC Group Pharmaceutical Services III, LLC	LA	NIA	LHC Group, Inc.	Ownership	100.000	UnitedHealth Group Incorporated	NO		
00000		83-0375302				LHC Group Pharmaceutical Services, L.L.C.	LA	NIA	LHC Group, Inc.	Ownership	100.000	UnitedHealth Group Incorporated	NO		
00000		84-4689378				LHC Group Recruiting & Training Center, LLC	DE	NIA	LHC Group, Inc.	Ownership	100.000	UnitedHealth Group Incorporated	NO		
00000		71-0918189				LHC Group, Inc.	DE	NIA	UnitedHealth Group Incorporated	Ownership	100.000	UnitedHealth Group Incorporated	NO		
00000		20-3840328				LHC Health Care Group of Florida, LLC	FL	NIA	LHC Group, Inc.	Ownership	100.000	UnitedHealth Group Incorporated	NO		
00000						LHC Home Health Care Group of Michigan, LLC	MI	NIA	LHC Group, Inc.	Ownership	100.000	UnitedHealth Group Incorporated	NO		
00000		51-0588604				LHC HomeCare - Lifeline, LLC	KY	NIA	LHC Group, Inc.	Ownership	100.000	UnitedHealth Group Incorporated	NO		
00000		26-2678253				LHC HomeCare of Tennessee, LLC	TN	NIA	Tennessee Health Care Group, LLC	Ownership	100.000	UnitedHealth Group Incorporated	NO		
00000		26-3042468				LHC HomeCare of West Virginia, LLC	WV	NIA	West Virginia Health Care Group, LLC	Ownership	100.000	UnitedHealth Group Incorporated	NO		
00000		93-3359035				LHC Loveland Home Health I, LLC	DE	NIA	Colorado Health Care Group, LLC	Ownership	100.000	UnitedHealth Group Incorporated	NO		
00000						LHC Physician Services of West Virginia, LLC	WV	NIA	LHC Physician Services, LLC	Ownership	100.000	UnitedHealth Group Incorporated	NO		
00000		47-5307153				LHC Physician Services, LLC	LA	NIA	LHC Group, Inc.	Ownership	100.000	UnitedHealth Group Incorporated	NO		
00000		47-5289323				LHC Real Estate I, LLC	LA	NIA	LHC Group, Inc.	Ownership	100.000	UnitedHealth Group Incorporated	NO		
00000		20-8308248				LHC Real Estate II, LLC	LA	NIA	LHC Group, Inc.	Ownership	100.000	UnitedHealth Group Incorporated	NO		
00000		47-4185991				LHC C, LLC	MS	NIA	LHCG LXXXVIII, LLC	Ownership	100.000	UnitedHealth Group Incorporated	NO		
00000		82-1229536				LHCG C1, LLC	VA	NIA	Virginia Health Care Group, LLC	Ownership	100.000	UnitedHealth Group Incorporated	NO		
00000		87-1012762				LHCG C2, LLC	AZ	NIA	Arizona Health Care Group, LLC	Ownership	100.000	UnitedHealth Group Incorporated	NO		
00000		86-3803711				LHCG C21, LLC			Southwest Post-Acute Care Partnership, LLC	Ownership	100.000	UnitedHealth Group Incorporated	NO		
00000		87-0969466				LHCG C211, LLC	LA	NIA		Ownership	100.000	UnitedHealth Group Incorporated	NO		
00000		87-2102125				LHCG C21V, LLC	VA	NIA	Virginia Health Care Group, LLC	Ownership	100.000	UnitedHealth Group Incorporated	NO		
00000		88-3216389				LHCG C21X, LLC	NJ	NIA	New Jersey Health Care Group, LLC	Ownership	100.000	UnitedHealth Group Incorporated	NO		

ANNUAL STATEMENT FOR THE YEAR 2023 OF THE UnitedHealthcare Plan of the River Valley, Inc.

SCHEDULE Y
PART 1A - DETAIL OF INSURANCE HOLDING COMPANY SYSTEM

1	2	3	4	5	6	7	8	9	10	11	12	13	14	15	16
Group Code	Group Name	NAIC Company Code	ID Number	Federal RSSD	CIK	Name of Securities Exchange if Publicly Traded (U.S. or International)	Names of Parent, Subsidiaries Or Affiliates	Domi-ciliary Location	Relation-ship to Reporting Entity	Directly Controlled by (Name of Entity/Person)	Type of Control (Ownership, Board, Management, Attorney-in-Fact, Influence, Other)	If Control is Ownership Provide Percentage	Ultimate Controlling Entity(ies)/Person(s)	Is an SCA Filing Re-quired? (Yes/No)	*
		00000	87-1462016				LHCG CCV, LLC	LA	NIA	Louisiana Health Care Group, L.L.C.	Ownership	100.000	UnitedHealth Group Incorporated	NO	
		00000	87-2061014				LHCG CCVI, LLC	AL	NIA	Alabama Health Care Group, LLC	Ownership	100.000	UnitedHealth Group Incorporated	NO	
		00000	87-1639987				LHCG CCVII, LLC	OH	NIA	Ohio Health Care Group, LLC	Ownership	100.000	UnitedHealth Group Incorporated	NO	
		00000	87-1640079				LHCG CCVIII, LLC	OH	NIA	Ohio Health Care Group, LLC	Ownership	100.000	UnitedHealth Group Incorporated	NO	
		00000	87-2695298				LHCG CCX, LLC	FL	NIA	LHC Health Care Group of Florida, LLC	Ownership	100.000	UnitedHealth Group Incorporated	NO	
		00000	87-3086258				LHCG CCXI, LLC	NJ	NIA	New Jersey Health Care Group, LLC	Ownership	100.000	UnitedHealth Group Incorporated	NO	
		00000					LHCG CCXII, LLC	NJ	NIA	New Jersey Health Care Group, LLC Southwest Post-Acute Care Partnership, LLC	Ownership	100.000	UnitedHealth Group Incorporated	NO	
		00000	87-3155545				LHCG CCXIII, LLC	LA	NIA		Ownership	100.000	UnitedHealth Group Incorporated	NO	
		00000	87-3076026				LHCG CCXIV, LLC	RI	NIA	Tennessee Health Care Group, LLC	Ownership	100.000	UnitedHealth Group Incorporated	NO	
		00000					LHCG CCXV, LLC	NJ	NIA	New Jersey Health Care Group, LLC Southwest Post-Acute Care Partnership, LLC	Ownership	100.000	UnitedHealth Group Incorporated	NO	
		00000	88-0582397				LHCG CCXVI, LLC	LA	NIA		Ownership	100.000	UnitedHealth Group Incorporated	NO	
		00000	88-2549028				LHCG CCXVII, LLC	NJ	NIA	New Jersey Health Care Group, LLC	Ownership	100.000	UnitedHealth Group Incorporated	NO	
		00000	88-4310496				LHCG CCXVIII, LLC	NJ	NIA	New Jersey Health Care Group, LLC	Ownership	100.000	UnitedHealth Group Incorporated	NO	
		00000	88-1480329				LHCG CCXX, LLC	AZ	NIA	Arizona Health Care Group, LLC	Ownership	100.000	UnitedHealth Group Incorporated	NO	
		00000					LHCG CCXXI, LLC	AZ	NIA	Arizona Health Care Group, LLC	Ownership	100.000	UnitedHealth Group Incorporated	NO	
		00000	88-0998942				LHCG CCXXII, LLC	GA	NIA	Southern Georgia Partnership, LLC	Ownership	100.000	UnitedHealth Group Incorporated	NO	
		00000	88-3537696				LHCG CCXXIV, LLC	MD	NIA	Maryland Intermediary-I, LLC	Ownership	100.000	UnitedHealth Group Incorporated	NO	
		00000	88-3537979				LHCG CCXXV, LLC	MD	NIA	Maryland Intermediary-III, LLC	Ownership	100.000	UnitedHealth Group Incorporated	NO	
		00000	88-3281766				LHCG CCXXVI, LLC	GA	NIA	Georgia Health Care Group, L.L.C.	Ownership	100.000	UnitedHealth Group Incorporated	NO	
		00000	88-3285752				LHCG CCXXVII, LLC	GA	NIA	Georgia Health Care Group, L.L.C.	Ownership	100.000	UnitedHealth Group Incorporated	NO	
		00000	88-3303273				LHCG CCXXVIII, LLC	GA	NIA	Georgia Health Care Group, L.L.C.	Ownership	100.000	UnitedHealth Group Incorporated	NO	
		00000	92-0578697				LHCG CCXXX, LLC	TN	NIA	West Tennessee HomeCare, LLC	Ownership	100.000	UnitedHealth Group Incorporated	NO	
		00000	92-1741428				LHCG CCXXXI, LLC	DE	NIA	Delaware Health Care Group, LLC Southwest Post-Acute Care Partnership, LLC	Ownership	100.000	UnitedHealth Group Incorporated	NO	
		00000	92-3591019				LHCG CCXXXIII, LLC	TX	NIA		Ownership	100.000	UnitedHealth Group Incorporated	NO	
		00000	92-3832140				LHCG CCXXXIV, LLC	TX	NIA	Texas Health Care Group, L.L.C.	Ownership	100.000	UnitedHealth Group Incorporated	NO	
		00000	92-3828235				LHCG CCXXXV, LLC	TX	NIA	Texas Health Care Group, L.L.C.	Ownership	100.000	UnitedHealth Group Incorporated	NO	
		00000	82-1487800				LHCG CII, LLC	AR	NIA	Arkansas Health Care Group, LLC	Ownership	100.000	UnitedHealth Group Incorporated	NO	
		00000	82-1639945				LHCG CIV, LLC	AR	NIA	Arkansas Health Care Group, LLC Southwest Post-Acute Care Partnership, LLC	Ownership	100.000	UnitedHealth Group Incorporated	NO	
		00000	82-2084222				LHCG CIX, LLC	LA	NIA		Ownership	100.000	UnitedHealth Group Incorporated	NO	
		00000	84-2121644				LHCG CL, LLC	MD	NIA	Maryland Health Care Group, LLC Southwest Post-Acute Care Partnership, LLC	Ownership	100.000	UnitedHealth Group Incorporated	NO	
		00000	85-1221268				LHCG CLI, LLC	TX	NIA		Ownership	100.000	UnitedHealth Group Incorporated	NO	
		00000	84-3325549				LHCG CLII, LLC	NV	NIA	Nevada Health Care Group, LLC	Ownership	100.000	UnitedHealth Group Incorporated	NO	
		00000	84-4776234				LHCG CLIII, LLC	FL	NIA	Central Florida Partnership, LLC	Ownership	100.000	UnitedHealth Group Incorporated	NO	
		00000	84-4776384				LHCG CLIV, LLC	FL	NIA	Central Florida Partnership, LLC	Ownership	100.000	UnitedHealth Group Incorporated	NO	
		00000					LHCG CLIX, LLC	TX	NIA	Texas Health Care Group, L.L.C.	Ownership	100.000	UnitedHealth Group Incorporated	NO	
		00000	84-4829877				LHCG CLV, LLC	FL	NIA	Central Florida Partnership, LLC	Ownership	100.000	UnitedHealth Group Incorporated	NO	
		00000	84-4829979				LHCG CLVI, LLC	FL	NIA	Central Florida Partnership, LLC	Ownership	100.000	UnitedHealth Group Incorporated	NO	
		00000	85-0778549				LHCG CLVII, LLC	FL	NIA	Central Florida Partnership, LLC	Ownership	100.000	UnitedHealth Group Incorporated	NO	
		00000	84-4811662				LHCG CLVIII, LLC	GA	NIA	Georgia Health Care Group, L.L.C.	Ownership	100.000	UnitedHealth Group Incorporated	NO	
		00000	85-0792455				LHCG CLX, LLC	FL	NIA	Central Florida Partnership, LLC	Ownership	100.000	UnitedHealth Group Incorporated	NO	
		00000	85-0788038				LHCG CLXI, LLC	GA	NIA	SunCrest Home Health of Georgia, Inc.	Ownership	67.000	UnitedHealth Group Incorporated	NO	
		00000	85-2210023				LHCG CLXII, LLC	TN	NIA	LHCG LXXXVIII, LLC	Ownership	100.000	UnitedHealth Group Incorporated	NO	
		00000	85-1724529				LHCG CLXIII, LLC	CO	NIA	Colorado Health Care Group, LLC	Ownership	100.000	UnitedHealth Group Incorporated	NO	
		00000	85-2474241				LHCG CLXIV, LLC	GA	NIA	Eastern Georgia Partnership, LLC	Ownership	100.000	UnitedHealth Group Incorporated	NO	

ANNUAL STATEMENT FOR THE YEAR 2023 OF THE UnitedHealthcare Plan of the River Valley, Inc.

SCHEDULE Y
PART 1A - DETAIL OF INSURANCE HOLDING COMPANY SYSTEM

1	2	3	4	5	6	7	8	9	10	11	12	13	14	15	16
Group Code	Group Name	NAIC Company Code	ID Number	Federal RSSD	CIK	Name of Securities Exchange if Publicly Traded (U.S. or International)	Names of Parent, Subsidiaries Or Affiliates	Domi-ciliary Location	Relation-ship to Reporting Entity	Directly Controlled by (Name of Entity/Person)	Type of Control (Ownership, Board, Management, Attorney-in-Fact, Influence, Other)	If Control is Ownership Provide Percentage	Ultimate Controlling Entity(ies)/Person(s)	Is an SCA Filing Re-quired? (Yes/No)	*
		00000	85-2788913				LHCG CLXIX, LLC	LA	NIA	Louisiana Health Care Group, L.L.C.	Ownership	100.000	UnitedHealth Group Incorporated	NO	
		00000	85-2474342				LHCG CLXV, LLC	GA	NIA	Eastern Georgia Partnership, LLC	Ownership	100.000	UnitedHealth Group Incorporated	NO	
		00000	85-2501394				LHCG CLXVI, LLC	SC	NIA	Eastern Georgia Partnership, LLC	Ownership	100.000	UnitedHealth Group Incorporated	NO	
		00000	85-4059504				LHCG CLXVII, LLC	AR	NIA	Arkansas Health Care Group, LLC	Ownership	100.000	UnitedHealth Group Incorporated	NO	
		00000	85-3678555				LHCG CLXVIII, LLC	AR	NIA	Arkansas Health Care Group, LLC	Ownership	100.000	UnitedHealth Group Incorporated	NO	
		00000	85-3439557				LHCG CLXX, LLC	OK	NIA	Oklahoma Health Care Group, LLC	Ownership	100.000	UnitedHealth Group Incorporated	NO	
		00000	85-3371141				LHCG CLXXI, LLC	AZ	NIA	Arizona Health Care Group, LLC	Ownership	100.000	UnitedHealth Group Incorporated	NO	
		00000	85-3371400				LHCG CLXXII, LLC	AZ	NIA	Arizona Health Care Group, LLC	Ownership	100.000	UnitedHealth Group Incorporated	NO	
		00000	85-3597496				LHCG CLXXIII, LLC	WY	NIA	Wyoming Health Care Group, LLC	Ownership	100.000	UnitedHealth Group Incorporated	NO	
		00000	85-3597612				LHCG CLXXIV, LLC	WY	NIA	Wyoming Health Care Group, LLC	Ownership	100.000	UnitedHealth Group Incorporated	NO	
		00000	85-3788593				LHCG CLXXIX, LLC	NC	NIA	North Carolina Health Care Group, LLC	Ownership	100.000	UnitedHealth Group Incorporated	NO	
		00000	85-3597859				LHCG CLXXV, LLC	WY	NIA	Wyoming Health Care Group, LLC	Ownership	100.000	UnitedHealth Group Incorporated	NO	
		00000	85-3598017				LHCG CLXXVI, LLC	WY	NIA	Wyoming Health Care Group, LLC	Ownership	100.000	UnitedHealth Group Incorporated	NO	
		00000	85-3620785				LHCG CLXXVII, LLC	WY	NIA	Wyoming Health Care Group, LLC	Ownership	100.000	UnitedHealth Group Incorporated	NO	
		00000	85-3621349				LHCG CLXXVIII, LLC	WY	NIA	Wyoming Health Care Group, LLC	Ownership	100.000	UnitedHealth Group Incorporated	NO	
		00000	85-3844534				LHCG CLXXX, LLC	AK	NIA	LHC Group, Inc.	Ownership	100.000	UnitedHealth Group Incorporated	NO	
		00000	85-3844569				LHCG CLXXXI, LLC	AK	NIA	LHC Group, Inc.	Ownership	100.000	UnitedHealth Group Incorporated	NO	
		00000	85-3844617				LHCG CLXXXII, LLC	MT	NIA	Montana Health Care Group, LLC	Ownership	100.000	UnitedHealth Group Incorporated	NO	
		00000	85-3844754				LHCG CLXXXIII, LLC	MT	NIA	Montana Health Care Group, LLC	Ownership	100.000	UnitedHealth Group Incorporated	NO	
		00000	86-1418678				LHCG CLXXXIX, LLC	RI	NIA	Rhode Island Health Care Group, LLC	Ownership	100.000	UnitedHealth Group Incorporated	NO	
		00000	85-3845250				LHCG CLXXXV, LLC	WA	NIA	Washington Health Care Group, LLC	Ownership	100.000	UnitedHealth Group Incorporated	NO	
		00000	85-3864696				LHCG CLXXXVI, LLC	WA	NIA	Washington Health Care Group, LLC	Ownership	100.000	UnitedHealth Group Incorporated	NO	
		00000	85-3923619				LHCG CLXXXVII, LLC	MT	NIA	Montana Health Care Group, LLC	Ownership	100.000	UnitedHealth Group Incorporated	NO	
		00000					LHCG CLXXXVIII, LLC	CO	NIA	Colorado Health Care Group, LLC	Ownership	100.000	UnitedHealth Group Incorporated	NO	
		00000	82-1661632				LHCG CV, LLC	AR	NIA	Arkansas Health Care Group, LLC Southwest Post-Acute Care Partnership, LLC	Ownership	100.000	UnitedHealth Group Incorporated	NO	
		00000	82-2020284				LHCG CVI, LLC	LA	NIA	Southwest Post-Acute Care Partnership, LLC	Ownership	100.000	UnitedHealth Group Incorporated	NO	
		00000	82-2044952				LHCG CVII, LLC	LA	NIA	Southwest Post-Acute Care Partnership, LLC	Ownership	100.000	UnitedHealth Group Incorporated	NO	
		00000	82-1666299				LHCG CVIII, LLC	LA	NIA	Southwest Post-Acute Care Partnership, LLC	Ownership	100.000	UnitedHealth Group Incorporated	NO	
		00000	82-2098229				LHCG CX, LLC	LA	NIA		Ownership	100.000	UnitedHealth Group Incorporated	NO	
		00000	86-1394064				LHCG CXG, LLC	TN	NIA	LHCG LXXXVIII, LLC	Ownership	100.000	UnitedHealth Group Incorporated	NO	
		00000	86-2876981				LHCG CXCI, LLC	MO	NIA	LHCG CXXXIII, LLC	Ownership	100.000	UnitedHealth Group Incorporated	NO	
		00000	86-2320979				LHCG CXCII, LLC	MA	NIA	Massachusetts Health Care Group, LLC	Ownership	100.000	UnitedHealth Group Incorporated	NO	
		00000	86-2900948				LHCG CXCIII, LLC	TX	NIA	Texas Health Care Group, L.L.C.	Ownership	100.000	UnitedHealth Group Incorporated	NO	
		00000	86-2947633				LHCG CXCIV, LLC	TX	NIA	Texas Health Care Group, L.L.C.	Ownership	100.000	UnitedHealth Group Incorporated	NO	
		00000	87-0821919				LHCG CXCV, LLC	VA	NIA	Virginia Health Care Group, LLC	Ownership	100.000	UnitedHealth Group Incorporated	NO	
		00000	86-3319565				LHCG CXCVI, LLC	MS	NIA	Mississippi Health Care Group, LLC	Ownership	100.000	UnitedHealth Group Incorporated	NO	
		00000	86-3803591				LHCG CXCVII, LLC	AZ	NIA	Arizona Health Care Group, LLC	Ownership	100.000	UnitedHealth Group Incorporated	NO	
		00000	86-3859120				LHCG CXCVIII, LLC	IN	NIA	Indiana Health Care Group, LLC	Ownership	100.000	UnitedHealth Group Incorporated	NO	
		00000	87-0821493				LHCG CXCVIII, LLC	VA	NIA	Virginia Health Care Group, LLC Southwest Post-Acute Care Partnership, LLC	Ownership	100.000	UnitedHealth Group Incorporated	NO	
		00000	82-2140184				LHCG CXI, LLC	TX	NIA	Southwest Post-Acute Care Partnership, LLC	Ownership	100.000	UnitedHealth Group Incorporated	NO	
		00000	82-2146037				LHCG CXII, LLC	TX	NIA	Southwest Post-Acute Care Partnership, LLC	Ownership	100.000	UnitedHealth Group Incorporated	NO	
		00000	82-2159030				LHCG CXIII, LLC	TX	NIA	Southwest Post-Acute Care Partnership, LLC	Ownership	100.000	UnitedHealth Group Incorporated	NO	

ANNUAL STATEMENT FOR THE YEAR 2023 OF THE UnitedHealthcare Plan of the River Valley, Inc.

SCHEDULE Y
PART 1A - DETAIL OF INSURANCE HOLDING COMPANY SYSTEM

1	2	3	4	5	6	7	8	9	10	11	12	13	14	15	16
Group Code	Group Name	NAIC Company Code	ID Number	Federal RSSD	CIK	Name of Securities Exchange if Publicly Traded (U.S. or International)	Names of Parent, Subsidiaries Or Affiliates	Domi-ciliary Location	Relation-ship to Reporting Entity	Directly Controlled by (Name of Entity/Person)	Type of Control (Ownership, Board, Management, Attorney-in-Fact, Influence, Other)	If Control is Ownership Provide Percentage	Ultimate Controlling Entity(ies)/Person(s)	Is an SCA Filing Re-quired? (Yes/No)	*
		00000	82-2174970				LHCG CXIV, LLC	TX	NIA	Southwest Post-Acute Care Partnership, LLC	Ownership	100.000	UnitedHealth Group Incorporated	NO	
		00000	82-1978232				LHCG CXIX, LLC	AR	NIA	Southwest Post-Acute Care Partnership, LLC	Ownership	100.000	UnitedHealth Group Incorporated	NO	
		00000	83-3146056				LHCG CXL, LLC	PA	NIA	Keystone Healthcare Partnership, LLC	Ownership	100.000	UnitedHealth Group Incorporated	NO	
		00000	83-3187481				LHCG CXLI, LLC	PA	NIA	Keystone Healthcare Partnership, LLC	Ownership	100.000	UnitedHealth Group Incorporated	NO	
		00000	83-323710				LHCG CXLII, LLC	PA	NIA	Keystone Healthcare Partnership, LLC	Ownership	100.000	UnitedHealth Group Incorporated	NO	
		00000	83-3565916				LHCG CXLIII, LLC	PA	NIA	Keystone Healthcare Partnership, LLC	Ownership	100.000	UnitedHealth Group Incorporated	NO	
		00000	83-3472384				LHCG CXLIV, LLC	NJ	NIA	Keystone Healthcare Partnership, LLC	Ownership	100.000	UnitedHealth Group Incorporated	NO	
		00000	84-2108475				LHCG CXLIX, LLC	MD	NIA	Maryland Intermediary-II, LLC	Ownership	100.000	UnitedHealth Group Incorporated	NO	
		00000	83-3452180				LHCG CXLV, LLC	NJ	NIA	Keystone Healthcare Partnership, LLC	Ownership	100.000	UnitedHealth Group Incorporated	NO	
		00000	83-4387481				LHCG CXLVI, LLC	MO	NIA	LHCG CXXXIII, LLC	Ownership	100.000	UnitedHealth Group Incorporated	NO	
		00000	83-4414219				LHCG CXLVII, LLC	MO	NIA	LHCG CXXXIII, LLC	Ownership	100.000	UnitedHealth Group Incorporated	NO	
		00000	83-4482875				LHCG CXLVIII, LLC	MO	NIA	LHCG CXXXIII, LLC	Ownership	100.000	UnitedHealth Group Incorporated	NO	
		00000	82-2187727				LHCG CXV, LLC	TX	NIA	Southwest Post-Acute Care Partnership, LLC	Ownership	100.000	UnitedHealth Group Incorporated	NO	
		00000	82-2206275				LHCG CXVI, LLC	TX	NIA	Southwest Post-Acute Care Partnership, LLC	Ownership	100.000	UnitedHealth Group Incorporated	NO	
		00000	82-2217874				LHCG CXVII, LLC	TX	NIA	Southwest Post-Acute Care Partnership, LLC	Ownership	100.000	UnitedHealth Group Incorporated	NO	
		00000	82-1999959				LHCG CXVIII, LLC	AR	NIA	Southwest Post-Acute Care Partnership, LLC	Ownership	100.000	UnitedHealth Group Incorporated	NO	
		00000	82-2117095				LHCG CXX, LLC	LA	NIA	Southwest Post-Acute Care Partnership, LLC	Ownership	100.000	UnitedHealth Group Incorporated	NO	
		00000	82-2231824				LHCG CXXI, LLC	TX	NIA	Southwest Post-Acute Care Partnership, LLC	Ownership	100.000	UnitedHealth Group Incorporated	NO	
		00000	82-2244399				LHCG CXXII, LLC	TX	NIA	Southwest Post-Acute Care Partnership, LLC	Ownership	100.000	UnitedHealth Group Incorporated	NO	
		00000	82-2301047				LHCG CXXIII, LLC	GA	NIA	Southwest Post-Acute Care Partnership, LLC	Ownership	100.000	UnitedHealth Group Incorporated	NO	
		00000	82-2261569				LHCG CXXIV, LLC	TX	NIA	Southwest Post-Acute Care Partnership, LLC	Ownership	100.000	UnitedHealth Group Incorporated	NO	
		00000	82-2441720				LHCG CXXV, LLC	AR	NIA	Southwest Arkansas HomeCare, LLC	Ownership	100.000	UnitedHealth Group Incorporated	NO	
		00000	32-0533814				LHCG CXXVI, LLC	LA	NIA	LHCG XLIII, LLC	Ownership	100.000	UnitedHealth Group Incorporated	NO	
		00000	30-0993916				LHCG CXXVII, LLC	VA	NIA	Virginia In-Home Partner-II, LLC	Ownership	100.000	UnitedHealth Group Incorporated	NO	
		00000	82-1984772				LHCG CXXVIII, LLC	AL	NIA	Alabama Health Care Group, LLC	Ownership	100.000	UnitedHealth Group Incorporated	NO	
		00000	82-2276690				LHCG CXXX, LLC	TX	NIA	Southwest Post-Acute Care Partnership, LLC	Ownership	100.000	UnitedHealth Group Incorporated	NO	
		00000	82-2469676				LHCG CXXXI, LLC	TX	NIA	LHCG CXVII, LLC	Ownership	100.000	UnitedHealth Group Incorporated	NO	
		00000	37-1866838				LHCG CXXXII, LLC	TN	NIA	University of TN Medical Center Home Care Services, LLC	Ownership	100.000	UnitedHealth Group Incorporated	NO	
		00000	32-0540219				LHCG CXXXIII, LLC	TN	NIA	University of TN Medical Center Home Care Services, LLC	Ownership	100.000	UnitedHealth Group Incorporated	NO	
		00000	35-2605467				LHCG CXXXIV, LLC	TN	NIA	Tennessee Health Care Group, LLC	Ownership	75.000	UnitedHealth Group Incorporated	NO	
		00000	82-5174891				LHCG CXXXIX, LLC	NV	NIA	Nevada Health Care Group, LLC	Ownership	75.000	UnitedHealth Group Incorporated	NO	
		00000	38-4049207				LHCG CXXXV, LLC	TN	NIA	LHCG CXXXIV, LLC	Ownership	100.000	UnitedHealth Group Incorporated	NO	
		00000	38-4049205				LHCG CXXXVI, LLC	TN	NIA	LHCG CXXXIV, LLC	Ownership	100.000	UnitedHealth Group Incorporated	NO	
		00000	38-4052246				LHCG CXXXVII, LLC	TX	NIA	LHCG XXXIII, LLC	Ownership	100.000	UnitedHealth Group Incorporated	NO	
		00000	82-4394415				LHCG CXXXVIII, LLC	NV	NIA	LHCG CXXXIX, LLC	Ownership	100.000	UnitedHealth Group Incorporated	NO	
		00000	83-2298550				LHCG CXXXIX, LLC	AR	NIA	Arkansas Health Care Group, LLC	Ownership	100.000	UnitedHealth Group Incorporated	NO	

41.28

ANNUAL STATEMENT FOR THE YEAR 2023 OF THE UnitedHealthcare Plan of the River Valley, Inc.

SCHEDULE Y
PART 1A - DETAIL OF INSURANCE HOLDING COMPANY SYSTEM

1	2	3	4	5	6	7	8	9	10	11	12	13	14	15	16
Group Code	Group Name	NAIC Company Code	ID Number	Federal RSSD	CIK	Name of Securities Exchange if Publicly Traded (U.S. or International)	Names of Parent, Subsidiaries Or Affiliates	Domi-ciliary Location	Relation-ship to Reporting Entity	Directly Controlled by (Name of Entity/Person)	Type of Control (Ownership, Board, Management, Attorney-in-Fact, Influence, Other)	If Control is Ownership Provide Percentage	Ultimate Controlling Entity(ies)/Person(s)	Is an SCA Filing Re-quired? (Yes/No)	*
00000		00000	32-0565293				LHCG CXXXXI, LLC	AR	NIA	Northeast Arkansas Partnership, LLC	Ownership	100.000	UnitedHealth Group Incorporated	NO	
00000		00000	83-2810275				LHCG CXXXXIII, LLC	AR	NIA	Northeast Arkansas Partnership, LLC	Ownership	100.000	UnitedHealth Group Incorporated	NO	
00000		00000	83-0681232				LHCG CXXXXIII, LLC	MO	NIA	Missouri Health Care Group, LLC	Ownership	80.000	UnitedHealth Group Incorporated	NO	
00000		00000	38-4085343				LHCG CXXXXIV, LLC	NV	NIA	LHCG CXXXIX, LLC	Ownership	100.000	UnitedHealth Group Incorporated	NO	
00000		00000	83-3292266				LHCG CXXXXV, LLC	DC	NIA	Washington D.C. Health Care Group, LLC	Ownership	100.000	UnitedHealth Group Incorporated	NO	
00000		00000					LHCG CXXXXVI, LLC	NC	NIA	North Carolina Health Care Group, LLC	Ownership	100.000	UnitedHealth Group Incorporated	NO	
00000		00000	35-2503790				LHCG L, LLC	NC	NIA	North Carolina Health Care Group, LLC	Ownership	100.000	UnitedHealth Group Incorporated	NO	
00000		00000	46-4444376				LHCG LI, LLC	AL	NIA	Alabama Health Care Group, LLC	Ownership	75.000	UnitedHealth Group Incorporated	NO	
00000		00000	46-4704340				LHCG LII, LLC	WV	NIA	West Virginia Health Care Group, LLC	Ownership	100.000	UnitedHealth Group Incorporated	NO	
00000		00000	47-1144980				LHCG LIX, LLC	RI	NIA	Rhode Island Health Care Group, LLC	Ownership	100.000	UnitedHealth Group Incorporated	NO	
00000		00000	47-1246146				LHCG LVI, LLC	AZ	NIA	Arizona Health Care Group, LLC	Ownership	100.000	UnitedHealth Group Incorporated	NO	
00000		00000	47-1247286				LHCG LVII, LLC	CO	NIA	Colorado Health Care Group, LLC	Ownership	100.000	UnitedHealth Group Incorporated	NO	
00000		00000	47-1271229				LHCG LVIII, LLC	MA	NIA	Massachusetts Health Care Group, LLC	Ownership	100.000	UnitedHealth Group Incorporated	NO	
00000		00000	47-1146759				LHCG LX, LLC	UT	NIA	Utah Health Care Group, LLC	Ownership	100.000	UnitedHealth Group Incorporated	NO	
00000		00000	32-0442009				LHCG LXII, LLC	TN	NIA	Tennessee Health Care Group, LLC	Ownership	100.000	UnitedHealth Group Incorporated	NO	
00000		00000	61-1739528				LHCG LXIII, LLC	WA	NIA	Washington Health Care Group, LLC	Ownership	100.000	UnitedHealth Group Incorporated	NO	
00000		00000	47-1817080				LHCG LXIV, LLC	AL	NIA	Southeast Alabama HomeCare, LLC	Ownership	80.000	UnitedHealth Group Incorporated	NO	
00000		00000	47-5422639				LHCG LXIX, LLC	MO	NIA	LHCG LXV, LLC	Ownership	90.000	UnitedHealth Group Incorporated	NO	
00000		00000	47-2557600				LHCG LXIX, LLC	MO	NIA	Missouri Health Care Group, LLC	Ownership	70.000	UnitedHealth Group Incorporated	NO	
00000		00000	47-4283509				LHCG LXVII, LLC	LA	NIA	Louisiana Health Care Group, L.L.C.	Ownership	67.000	UnitedHealth Group Incorporated	NO	
00000		00000	47-4518424				LHCG LXVIII, LLC	AR	NIA	Arkansas Health Care Group, LLC	Ownership	100.000	UnitedHealth Group Incorporated	NO	
00000		00000	47-5067719				LHCG LXX, LLC	KY	NIA	Kentucky Health Care Group, LLC	Ownership	100.000	UnitedHealth Group Incorporated	NO	
00000		00000	47-5393382				LHCG LXXI, LLC	KY	NIA	Kentucky Health Care Group, LLC	Ownership	100.000	UnitedHealth Group Incorporated	NO	
00000		00000	47-5634097				LHCG LXXII, LLC	LA	NIA	Louisiana Health Care Group, L.L.C.	Ownership	100.000	UnitedHealth Group Incorporated	NO	
00000		00000					LHCG LXXIII, LLC	OR	NIA	Oregon Health Care Group, LLC	Ownership	100.000	UnitedHealth Group Incorporated	NO	
00000		00000	81-1105754				LHCG LXXIV, LLC	GA	NIA	Georgia Health Care Group, L.L.C.	Ownership	100.000	UnitedHealth Group Incorporated	NO	
00000		00000	81-1236953				LHCG LXXIX, LLC	AL	NIA	Alabama Health Care Group, LLC	Ownership	100.000	UnitedHealth Group Incorporated	NO	
00000		00000					LHCG LXXV, LLC	GA	NIA	Georgia Health Care Group, L.L.C.	Ownership	100.000	UnitedHealth Group Incorporated	NO	
00000		00000	81-1091347				LHCG LXXVI, LLC	LA	NIA	Louisiana Health Care Group, L.L.C.	Ownership	85.000	UnitedHealth Group Incorporated	NO	
00000		00000	35-2553180				LHCG LXXVII, LLC	AZ	NIA	Arizona Health Care Group, LLC	Ownership	75.000	UnitedHealth Group Incorporated	NO	
00000		00000	81-3720770				LHCG LXXVIII, LLC	LA	NIA	Louisiana Health Care Group, L.L.C.	Ownership	90.000	UnitedHealth Group Incorporated	NO	
00000		00000					LHCG LXXX, LLC	VA	NIA	Virginia Health Care Group, LLC	Ownership	100.000	UnitedHealth Group Incorporated	NO	
00000		00000					LHCG LXXXI, LLC	MD	NIA	Maryland Health Care Group, LLC	Ownership	100.000	UnitedHealth Group Incorporated	NO	
00000		00000	61-1788793				LHCG LXXXII, LLC	FL	NIA	LHC Health Care Group of Florida, LLC	Ownership	75.000	UnitedHealth Group Incorporated	NO	
00000		00000	81-2227463				LHCG LXXXIII, LLC	AR	NIA	Arkansas Health Care Group, LLC	Ownership	100.000	UnitedHealth Group Incorporated	NO	
00000		00000	81-3242471				LHCG LXXXIV, LLC	AL	NIA	Alabama Health Care Group, LLC	Ownership	75.000	UnitedHealth Group Incorporated	NO	
00000		00000	81-5300843				LHCG LXXXIX, LLC	WV	NIA	LHCG LXXXVII, LLC	Ownership	100.000	UnitedHealth Group Incorporated	NO	
00000		00000	36-4847404				LHCG LXXXV, LLC	AR	NIA	Arkansas Healthcare Partners, LLC	Ownership	100.000	UnitedHealth Group Incorporated	NO	
00000		00000	36-4847423				LHCG LXXXVI, LLC	AR	NIA	Arkansas Healthcare Partners, LLC	Ownership	100.000	UnitedHealth Group Incorporated	NO	
00000		00000	37-1847660				LHCG LXXXVIII, LLC	WV	NIA	West Virginia Health Care Group, LLC	Ownership	90.000	UnitedHealth Group Incorporated	NO	
00000		00000	30-0965267				LHCG LXXXVIII, LLC	TN	NIA	Tennessee Health Care Group, LLC	Ownership	67.000	UnitedHealth Group Incorporated	NO	
00000		00000	84-3090589				LHCG New York Holdings, LLC	DE	NIA	LHC Group, Inc.	Ownership	100.000	UnitedHealth Group Incorporated	NO	
00000		00000	82-1485228				LHCG Partner II, LLC	TX	NIA	LHC Group, Inc.	Ownership	100.000	UnitedHealth Group Incorporated	NO	
00000		00000	81-4453882				LHCG Partner, LLC	DE	NIA	LHC Group, Inc.	Ownership	100.000	UnitedHealth Group Incorporated	NO	
00000		00000	68-0538825				LHCG V, L.L.C.	LA	NIA	Louisiana Health Care Group, L.L.C.	Ownership	67.000	UnitedHealth Group Incorporated	NO	
00000		00000	72-1568177				LHCG VI, L.L.C.	LA	NIA	Louisiana Health Care Group, L.L.C.	Ownership	100.000	UnitedHealth Group Incorporated	NO	
00000		00000	87-0713147				LHCG VIII, L.L.C.	LA	NIA	Louisiana Health Care Group, L.L.C.	Ownership	67.000	UnitedHealth Group Incorporated	NO	
00000		00000	20-3122072				LHCG X, L.L.C.	LA	NIA	Louisiana Health Care Group, L.L.C.	Ownership	100.000	UnitedHealth Group Incorporated	NO	
00000		00000	81-5306967				LHCG XC, LLC	WV	NIA	LHCG LXXXVII, LLC	Ownership	100.000	UnitedHealth Group Incorporated	NO	

ANNUAL STATEMENT FOR THE YEAR 2023 OF THE UnitedHealthcare Plan of the River Valley, Inc.

SCHEDULE Y
PART 1A - DETAIL OF INSURANCE HOLDING COMPANY SYSTEM

1	2	3	4	5	6	7	8	9	10	11	12	13	14	15	16
Group Code	Group Name	NAIC Company Code	ID Number	Federal RSSD	CIK	Name of Securities Exchange if Publicly Traded (U.S. or International)	Names of Parent, Subsidiaries Or Affiliates	Domi-ciliary Location	Relation-ship to Reporting Entity	Directly Controlled by (Name of Entity/Person)	Type of Control (Ownership, Board, Management, Attorney-in-Fact, Influence, Other)	If Control is Ownership Provide Percentage	Ultimate Controlling Entity(ies)/Person(s)	Is an SCA Filing Re-quired? (Yes/No)	*
		00000	81-5322329				LHCG XCI, LLC	OH	NIA	LHCG LXXXVII, LLC	Ownership	100.000	UnitedHealth Group Incorporated	NO	
		00000	81-5344998				LHCG XCII, LLC	OH	NIA	LHCG LXXXVII, LLC	Ownership	100.000	UnitedHealth Group Incorporated	NO	
		00000	81-5266120				LHCG XCIII, LLC	TN	NIA	LHCG LXXXVIII, LLC	Ownership	100.000	UnitedHealth Group Incorporated	NO	
		00000	81-5274714				LHCG XCIV, LLC	TN	NIA	LHCG LXXXVIII, LLC	Ownership	100.000	UnitedHealth Group Incorporated	NO	
		00000	81-5377954				LHCG XCIX, LLC	MS	NIA	LHCG LXXXVIII, LLC	Ownership	100.000	UnitedHealth Group Incorporated	NO	
		00000	81-5297025				LHCG XCV, LLC	TN	NIA	LHCG LXXXVIII, LLC	Ownership	100.000	UnitedHealth Group Incorporated	NO	
		00000	81-5306890				LHCG XCVI, LLC	TN	NIA	LHCG LXXXVIII, LLC	Ownership	100.000	UnitedHealth Group Incorporated	NO	
		00000	81-5322529				LHCG XCVII, LLC	TN	NIA	LHCG LXXXVIII, LLC	Ownership	100.000	UnitedHealth Group Incorporated	NO	
		00000	81-5345526				LHCG XCVIII, LLC	MS	NIA	LHCG LXXXVIII, LLC	Ownership	100.000	UnitedHealth Group Incorporated	NO	
		00000	20-3373056				LHCG XII, L.L.C.	LA	NIA	Louisiana Health Care Group, L.L.C.	Ownership	84.083	UnitedHealth Group Incorporated	NO	
		00000	20-8068308				LHCG XIII, L.L.C.	LA	NIA	Louisiana Health Care Group, L.L.C.	Ownership	67.000	UnitedHealth Group Incorporated	NO	
		00000	20-8072593				LHCG XIV, L.L.C.	LA	NIA	Louisiana Health Care Group, L.L.C.	Ownership	85.000	UnitedHealth Group Incorporated	NO	
		00000	27-3529253				LHCG XIX, LLC	FL	NIA	LHC Health Care Group of Florida, LLC	Ownership	75.000	UnitedHealth Group Incorporated	NO	
		00000	46-2509518				LHCG XL, LLC	GA	NIA	Georgia Health Care Group, L.L.C.	Ownership	100.000	UnitedHealth Group Incorporated	NO	
		00000	32-0398996				LHCG XLI, LLC	SC	NIA	South Carolina Health Care Group, LLC	Ownership	100.000	UnitedHealth Group Incorporated	NO	
		00000	30-0760667				LHCG XLII, LLC	AR	NIA	Arkansas Health Care Group, LLC	Ownership	100.000	UnitedHealth Group Incorporated	NO	
		00000	46-2588378				LHCG XLIII, LLC	LA	NIA	Louisiana Health Care Group, L.L.C.	Ownership	100.000	UnitedHealth Group Incorporated	NO	
		00000	46-2509580				LHCG XLIV, LLC	LA	NIA	Louisiana Health Care Group, L.L.C.	Ownership	100.000	UnitedHealth Group Incorporated	NO	
		00000	32-0408265				LHCG XLVI, LLC	KY	NIA	Kentucky Health Care Group, LLC	Ownership	100.000	UnitedHealth Group Incorporated	NO	
		00000	61-1710815				LHCG XLVII, LLC	WI	NIA	Wisconsin Health Care Group, LLC	Ownership	100.000	UnitedHealth Group Incorporated	NO	
		00000	27-0818309				LHCG XLVIII, LLC	MN	NIA	Minnesota Health Care Group, LLC	Ownership	100.000	UnitedHealth Group Incorporated	NO	
		00000	27-1032201				LHCG XV, LLC	LA	NIA	Louisiana Health Care Group, L.L.C.	Ownership	100.000	UnitedHealth Group Incorporated	NO	
		00000	27-2544802				LHCG XVII, LLC	LA	NIA	Louisiana Health Care Group, L.L.C.	Ownership	100.000	UnitedHealth Group Incorporated	NO	
		00000	27-3529180				LHCG XXI, LLC	ID	NIA	Idaho Health Care Group, LLC	Ownership	100.000	UnitedHealth Group Incorporated	NO	
		00000	27-3993048				LHCG XXII, LLC	ID	NIA	Idaho Health Care Group, LLC	Ownership	100.000	UnitedHealth Group Incorporated	NO	
		00000	27-4100261				LHCG XXIII, LLC	AL	NIA	Alabama Health Care Group, LLC	Ownership	100.000	UnitedHealth Group Incorporated	NO	
		00000	27-5200416				LHCG XXIV, LLC	KY	NIA	Kentucky Health Care Group, LLC	Ownership	75.000	UnitedHealth Group Incorporated	NO	
		00000	27-4604406				LHCG XXV, LLC	AL	NIA	Alabama Health Care Group, LLC	Ownership	67.000	UnitedHealth Group Incorporated	NO	
		00000					LHCG XXVI, LLC	MO	NIA	Missouri Health Care Group, LLC	Ownership	100.000	UnitedHealth Group Incorporated	NO	
		00000						MS	NIA	Mississippi Health Care Group, LLC	Ownership	100.000	UnitedHealth Group Incorporated	NO	
		00000						PA	NIA	Pennsylvania Health Care Group Holdings, LLC	Ownership	100.000	UnitedHealth Group Incorporated	NO	
		00000	45-4894023				LHCG XXVIII, LLC	TX	NIA	Texas Health Care Group, L.L.C.	Ownership	70.000	UnitedHealth Group Incorporated	NO	
		00000	46-0756410				LHCG XXIX, LLC	AL	NIA	Alabama Health Care Group, LLC	Ownership	100.000	UnitedHealth Group Incorporated	NO	
		00000	37-1711510				LHCG XXXI, LLC	NV	NIA	Nevada Health Care Group, LLC	Ownership	100.000	UnitedHealth Group Incorporated	NO	
		00000	30-0760684				LHCG XXXVII, LLC	IL	NIA	Illinois Health Care Group, LLC	Ownership	100.000	UnitedHealth Group Incorporated	NO	
		00000	46-1994514				LHCG XXXVIII, LLC	CA	NIA	California Health Care Group, LLC	Ownership	100.000	UnitedHealth Group Incorporated	NO	
		00000	46-4588779				Liberty Endoscopy Center, LLC	NY	NIA	PE Healthcare Associates, LLC	Ownership	42.999	UnitedHealth Group Incorporated	NO	2
		00000	20-0468524				Life Strategies Counseling, Inc.	AR	NIA	Physician(s) Owned	Influence	0.000	UnitedHealth Group Incorporated	NO	1
		00000	51-0588592				Lifeline Home Health Care of Bowling Green, LLC	KY	NIA	LHC HomeCare - Lifeline, LLC	Ownership	100.000	UnitedHealth Group Incorporated	NO	
		00000	20-8826388				Lifeline Home Health Care of Fulton, LLC	KY	NIA	Kentucky Health Care Group, LLC	Ownership	100.000	UnitedHealth Group Incorporated	NO	
		00000	51-0588601				Lifeline Home Health Care of Hopkinsville, LLC	KY	NIA	Kentucky Health Care Group, LLC	Ownership	100.000	UnitedHealth Group Incorporated	NO	
		00000	14-1975227				Lifeline Home Health Care of Lady Lake, LLC	FL	NIA	Munroe Regional HomeCare, LLC	Ownership	100.000	UnitedHealth Group Incorporated	NO	
		00000	14-1975232				Lifeline Home Health Care of Lakeland, LLC	FL	NIA	LHC Health Care Group of Florida, LLC	Ownership	100.000	UnitedHealth Group Incorporated	NO	
		00000	51-0588599				Lifeline Home Health Care of Lexington, LLC	KY	NIA	LHC HomeCare - Lifeline, LLC	Ownership	100.000	UnitedHealth Group Incorporated	NO	
		00000	14-1975234				Lifeline Home Health Care of Marathon, LLC	FL	NIA	LHC Health Care Group of Florida, LLC	Ownership	100.000	UnitedHealth Group Incorporated	NO	

41.30

ANNUAL STATEMENT FOR THE YEAR 2023 OF THE UnitedHealthcare Plan of the River Valley, Inc.

SCHEDULE Y
PART 1A - DETAIL OF INSURANCE HOLDING COMPANY SYSTEM

1	2	3	4	5	6	7	8	9	10	11	12	13	14	15	16
Group Code	Group Name	NAIC Company Code	ID Number	Federal RSSD	CIK	Name of Securities Exchange if Publicly Traded (U.S. or International)	Names of Parent, Subsidiaries or Affiliates	Domi-ciliary Location	Relation-ship to Reporting Entity	Directly Controlled by (Name of Entity/Person)	Type of Control (Ownership, Board, Management, Attorney-in-Fact, Influence, Other)	If Control is Ownership Provide Percentage	Ultimate Controlling Entity(ies)/Person(s)	Is an SCA Filing Re-quired? (Yes/No)	*
		00000	14-1975231				Lifeline Home Health Care of Port Charlotte, LLC	..FL.....	..NIA.....	LHC Health Care Group of Florida, LLC	Ownership.....	100.000	UnitedHealth Group Incorporated	..NO.....	
		00000	51-0588600				Lifeline Home Health Care of Russellville, LLC	..KY.....	..NIA.....	LHC HomeCare - Lifeline, LLC	Ownership.....	100.000	UnitedHealth Group Incorporated	..NO.....	
		00000	51-0588594				Lifeline Home Health Care of Somerset, LLC	..KY.....	..NIA.....	LHC HomeCare - Lifeline, LLC	Ownership.....	100.000	UnitedHealth Group Incorporated	..NO.....	
		00000	20-8826801				Lifeline Home Health Care of Springfield, LLC	..TN.....	..NIA.....	Tennessee Health Care Group, LLC	Ownership.....	100.000	UnitedHealth Group Incorporated	..NO.....	
		00000	06-1793261				Lifeline Home Health Care of Union City, LLC	..TN.....	..NIA.....	West Tennessee HomeCare, LLC	Ownership.....	100.000	UnitedHealth Group Incorporated	..NO.....	
		00000	27-3468680				Lifeline HomeCare of Salem, LLC	..KY.....	..NIA.....	Kentucky Health Care Group, LLC	Ownership.....	100.000	UnitedHealth Group Incorporated	..NO.....	
		00000	26-0609961				Lifeline of West Tennessee, LLC	..TN.....	..NIA.....	West Tennessee HomeCare, LLC	Ownership.....	100.000	UnitedHealth Group Incorporated	..NO.....	
		00000	51-0588602				Lifeline Private Duty Services of Kentucky, LLC	..KY.....	..NIA.....	LHC HomeCare - Lifeline, LLC	Ownership.....	100.000	UnitedHealth Group Incorporated	..NO.....	
		00000	27-3468870				Lifeline Rockcastle Home Health, LLC	..KY.....	..NIA.....	Kentucky Health Care Group, LLC	Ownership.....	75.000	UnitedHealth Group Incorporated	..NO.....	
		00000	32-0409538				Lifeline Rockcastle Home Health, LLC	..DE.....	..NIA.....	Collaborative Care Holdings, LLC	Ownership.....	100.000	UnitedHealth Group Incorporated	..NO.....	
		00000	26-3292877				LifeSolutions Counseling Associates, P.C.	..IN.....	..NIA.....	Physician(s) Owned	Influence.....	0.000	UnitedHealth Group Incorporated	..NO.....	1
		00000	58-2305878				Lifewell Ltd. Co	..GA.....	..NIA.....	HealthSCOPE Benefits, Inc.	Ownership.....	100.000	UnitedHealth Group Incorporated	..NO.....	
		00000	51-0277181				Limestone Medical Center, LLC	..DE.....	..NIA.....	Virtua-SCA Holdings II, LLC	Ownership.....	60.000	UnitedHealth Group Incorporated	..NO.....	2
		00000	88-0586923				Lindenhurst Holding, LLC	..DE.....	..NIA.....	SC Affiliates, LLC	Ownership.....	100.000	UnitedHealth Group Incorporated	..NO.....	
		00000	36-4711459				Lindenhurst Surgery Center, LLC	..DE.....	..NIA.....	Lindenhurst Holding, LLC	Ownership.....	5.000	UnitedHealth Group Incorporated	..NO.....	2
		00000	13-3792263				Litson Certified Care, Inc.	..NY.....	..NIA.....	Western Region Health Corporation	Ownership.....	100.000	UnitedHealth Group Incorporated	..NO.....	
		00000	14-1630316				Litson Health Care, Inc.	..NY.....	..NIA.....	Willcare, Inc.	Ownership.....	100.000	UnitedHealth Group Incorporated	..NO.....	
		00000	20-3171304				LLC-I, L.L.C.	..LA.....	..NIA.....	Louisiana Health Care Group, L.L.C.	Ownership.....	51.000	UnitedHealth Group Incorporated	..NO.....	
		00000	20-3171358				LLC-II, L.L.C.	..LA.....	..NIA.....	Louisiana Health Care Group, L.L.C.	Ownership.....	100.000	UnitedHealth Group Incorporated	..NO.....	
		00000	82-2435405				Logan Surgical Suites, LLC	..UT.....	..NIA.....	SCA Northern Utah Holdings, LLC	Ownership.....	51.000	UnitedHealth Group Incorporated	..NO.....	
		00000	04-3485196				Long Term Solutions, Inc.	..MA.....	..NIA.....	National Health Industries, Inc.	Ownership.....	100.000	UnitedHealth Group Incorporated	..NO.....	
		00000	98-1337963				Lotten-Eyes Oftalmologia Clinica e Cirurgica Ltda	..BRA.....	..NIA.....	Hospital Alvorada Taguatinga Ltda.	Ownership.....	100.000	UnitedHealth Group Incorporated	..NO.....	
		00000	98-1337963				Lotten-Eyes Oftalmologia Clinica e Cirurgica Ltda	..BRA.....	..NIA.....	Esho - Empresa de Serviços Hospitalares S.A.	Ownership.....	0.000	UnitedHealth Group Incorporated	..NO.....	
		00000	81-3825304				Louisa Home Care Holdings, LLC	..DE.....	..NIA.....	AF-CH-HH, LLC	Ownership.....	100.000	UnitedHealth Group Incorporated	..NO.....	
		00000	26-3385143				Louisa Home Care Services, LLC	..DE.....	..NIA.....	AFAM Holding Co, LLC	Ownership.....	100.000	UnitedHealth Group Incorporated	..NO.....	
		00000	26-4691864				Louisiana Extended Care Hospital of Kenner, LLC	..LA.....	..NIA.....	Louisiana Health Care Group, L.L.C.	Ownership.....	75.000	UnitedHealth Group Incorporated	..NO.....	
		00000	71-0917926				Louisiana Health Care Group, L.L.C.	..LA.....	..NIA.....	LHC Group, Inc.	Ownership.....	100.000	UnitedHealth Group Incorporated	..NO.....	
		00000	37-1863351				Louisiana Home Health of Feliciana, LLC	..LA.....	..NIA.....	Southeast Louisiana HomeCare, L.L.C.	Ownership.....	100.000	UnitedHealth Group Incorporated	..NO.....	
		00000	26-4021300				Louisiana Home Health of Hammond, L.L.C.	..LA.....	..NIA.....	Southeast Louisiana HomeCare, L.L.C.	Ownership.....	100.000	UnitedHealth Group Incorporated	..NO.....	
		00000	26-4021213				Louisiana Home Health of Houma, L.L.C.	..LA.....	..NIA.....	Southeast Louisiana HomeCare, L.L.C.	Ownership.....	100.000	UnitedHealth Group Incorporated	..NO.....	
		00000	72-1510211				Louisiana HomeCare of Delhi, L.L.C.	..LA.....	..NIA.....	Louisiana Health Care Group, L.L.C.	Ownership.....	67.000	UnitedHealth Group Incorporated	..NO.....	
		00000	26-4020996				Louisiana HomeCare of Kenner, L.L.C.	..LA.....	..NIA.....	Southeast Louisiana HomeCare, L.L.C.	Ownership.....	100.000	UnitedHealth Group Incorporated	..NO.....	
		00000	26-4021094				Louisiana HomeCare of Litcher, L.L.C.	..LA.....	..NIA.....	Southeast Louisiana HomeCare, L.L.C.	Ownership.....	100.000	UnitedHealth Group Incorporated	..NO.....	
		00000	72-1518559				Louisiana HomeCare of Minden, L.L.C.	..LA.....	..NIA.....	Louisiana Health Care Group, L.L.C.	Ownership.....	67.000	UnitedHealth Group Incorporated	..NO.....	
		00000	47-0902218				Louisiana HomeCare of Miss-Lou, L.L.C.	..LA.....	..NIA.....	Louisiana Health Care Group, L.L.C.	Ownership.....	100.000	UnitedHealth Group Incorporated	..NO.....	
		00000	72-1508052				Louisiana HomeCare of Monroe, L.L.C.	..LA.....	..NIA.....	Louisiana Health Care Group, L.L.C.	Ownership.....	67.000	UnitedHealth Group Incorporated	..NO.....	
		00000	04-3684185				Louisiana HomeCare of North Louisiana, L.L.C.	..LA.....	..NIA.....	Louisiana Health Care Group, L.L.C.	Ownership.....	100.000	UnitedHealth Group Incorporated	..NO.....	
		00000	72-1510431				Louisiana HomeCare of Northwest Louisiana, L.L.C.	..LA.....	..NIA.....	Louisiana Health Care Group, L.L.C.	Ownership.....	67.000	UnitedHealth Group Incorporated	..NO.....	
		00000	26-2367190				Louisiana HomeCare of Plaquemine, LLC	..LA.....	..NIA.....	Louisiana Health Care Group, L.L.C.	Ownership.....	100.000	UnitedHealth Group Incorporated	..NO.....	

ANNUAL STATEMENT FOR THE YEAR 2023 OF THE UnitedHealthcare Plan of the River Valley, Inc.

SCHEDULE Y

PART 1A - DETAIL OF INSURANCE HOLDING COMPANY SYSTEM

1	2	3	4	5	6	7	8	9	10	11	12	13	14	15	16
Group Code	Group Name	NAIC Company Code	ID Number	Federal RSSD	CIK	Name of Securities Exchange if Publicly Traded (U.S. or International)	Names of Parent, Subsidiaries Or Affiliates	Domi-ciliary Location	Relation-ship to Reporting Entity	Directly Controlled by (Name of Entity/Person)	Type of Control (Ownership, Board, Management, Attorney-in-Fact, Influence, Other)	If Control is Ownership Provide Percentage	Ultimate Controlling Entity(ies)/Person(s)	Is an SCA Filing Re-quired? (Yes/No)	*
		00000	26-4020922				Louisiana HomeCare of Raceland, L.L.C.	..LA.....	..NIA.....	Southeast Louisiana HomeCare, L.L.C.	Ownership.....	100.000	UnitedHealth Group IncorporatedNO.....	
		00000	41-2071626				Louisiana HomeCare of Slidell, L.L.C.	..LA.....	..NIA.....	Louisiana Health Care Group, L.L.C.	Ownership.....	67.000	UnitedHealth Group IncorporatedNO.....	
		00000	71-0918184				Louisiana Hospice & Palliative Care, L.L.C.	..LA.....	..NIA.....	Louisiana Hospice Group, LLC	Ownership.....	100.000	UnitedHealth Group IncorporatedNO.....	
		00000	45-2744395				Louisiana Hospice Group, LLC	..LA.....	..NIA.....	Louisiana Health Care Group, L.L.C.	Ownership.....	61.000	UnitedHealth Group IncorporatedNO.....	
		00000	30-0962065				Louisiana In-Home Healthcare Partnership-I, LLC	..LA.....	..NIA.....	Louisiana Health Care Group, L.L.C.	Ownership.....	100.000	UnitedHealth Group IncorporatedNO.....	
		00000	36-4886826				Louisiana In-Home Healthcare Partnership-II, LLC	..LA.....	..NIA.....	In-Home Healthcare Partnership, LLC	Ownership.....	100.000	UnitedHealth Group IncorporatedNO.....	
		00000	35-2614777				Louisiana In-Home Healthcare Partnership-III, LLC	..LA.....	..NIA.....	In-Home Healthcare Partnership, LLC	Ownership.....	100.000	UnitedHealth Group IncorporatedNO.....	
		00000	81-4832564				Louisiana In-Home Partner-I, LLC	..LA.....	..NIA.....	Louisiana In-Home Healthcare Partnership-I, LLC	Ownership.....	100.000	UnitedHealth Group IncorporatedNO.....	
		00000	35-2616195				Louisiana In-Home Partner-II, LLC	..LA.....	..NIA.....	Louisiana In-Home Healthcare Partnership-II, LLC	Ownership.....	100.000	UnitedHealth Group IncorporatedNO.....	
		00000	82-4146470				Louisiana In-Home Partner-III, LLC	..LA.....	..NIA.....	Louisiana In-Home Healthcare Partnership-III, LLC	Ownership.....	100.000	UnitedHealth Group IncorporatedNO.....	
		00000	82-4272020				Louisiana Physical Therapy Services of Bossier City, LLC	..LA.....	..NIA.....	Louisiana Health Care Group, L.L.C.	Ownership.....	100.000	UnitedHealth Group IncorporatedNO.....	
		00000	85-1606845				Louisiana Physical Therapy Services of Harahan, LLC	..LA.....	..NIA.....	Louisiana Health Care Group, L.L.C.	Ownership.....	100.000	UnitedHealth Group IncorporatedNO.....	
		00000	86-3380313				Louisiana Physical Therapy Services of Lafayette, LLC	..LA.....	..NIA.....	Louisiana Health Care Group, L.L.C.	Ownership.....	100.000	UnitedHealth Group IncorporatedNO.....	
		00000	71-0917927				Louisiana Physical Therapy, L.L.C.	..LA.....	..NIA.....	Louisiana Health Care Group, L.L.C.	Ownership.....	100.000	UnitedHealth Group IncorporatedNO.....	
		00000	62-1179566				Louisville S.C., Ltd.	..KY.....	..NIA.....	Surgery Center of Louisville, LLC	Ownership.....	99.000	UnitedHealth Group IncorporatedNO.....	
		00000	62-1179566				Louisville S.C., Ltd.	..KY.....	..NIA.....	Endoscopy Center Affiliates, Inc.	Ownership.....	1.000	UnitedHealth Group IncorporatedNO.....	
		00000	62-1179538				Louisville-SC Properties, Inc.	..KY.....	..NIA.....	SC Affiliates, LLC	Ownership.....	100.000	UnitedHealth Group IncorporatedNO.....	
		00000	36-4119519				Loyola Ambulatory Surgery Center at Oakbrook, Inc.	..IL.....	..NIA.....	ASC Network, LLC	Ownership.....	100.000	UnitedHealth Group IncorporatedNO.....	
		00000	85-1275334				LTS At Home, LLC	..DE.....	..NIA.....	Long Term Solutions, Inc.	Ownership.....	100.000	UnitedHealth Group IncorporatedNO.....	
		00000	02-0749532				Lutheran Campus ASC, LLC	..CO.....	..NIA.....	SQLHS-SCA Holdings, LLC	Ownership.....	71.868	UnitedHealth Group IncorporatedNO.....	
		00000	20-2547795				Main Line Spine Surgery Center, LLC	..PA.....	..NIA.....	Virtua-SCA Holdings II, LLC	Ownership.....	55.000	UnitedHealth Group IncorporatedNO.....	2
.0707	UnitedHealth Group Incorporated	60321	52-1803283				MANSI Life and Health Insurance Company	..MD.....	..IA.....	United HealthCare Services, Inc.	Ownership.....	100.000	UnitedHealth Group IncorporatedNO.....	
.0707	UnitedHealth Group Incorporated	52014	65-0303864				Managed Care of North America, Inc.	..FL.....	..IA.....	MCNA Health Care Holdings, LLC	Ownership.....	100.000	UnitedHealth Group IncorporatedNO.....	
		00000	14-1782475				Managed Physical Network, Inc.	..NY.....	..NIA.....	OptumHealth Care Solutions, LLC	Ownership.....	100.000	UnitedHealth Group IncorporatedNO.....	
		00000	27-1510596				Manhattan Endoscopy Center, LLC	..NY.....	..NIA.....	PE Healthcare Associates, LLC	Ownership.....	49.992	UnitedHealth Group IncorporatedNO.....	2
		00000	86-1354607				Mansfield Endoscopy Center, LLC	..TX.....	..NIA.....	Surgical Care Affiliates, LLC	Influence.....	0.000	UnitedHealth Group IncorporatedNO.....	
		00000	20-2880404				March Holdings, Inc.	..CA.....	..NIA.....	Specialty Benefits, LLC	Ownership.....	100.000	UnitedHealth Group IncorporatedNO.....	
		00000	95-4874334				March Vision Care Group, Incorporated	..CA.....	..NIA.....	California Spring Holdings, PC	Ownership.....	100.000	UnitedHealth Group IncorporatedNO.....	1
		00000	27-3115058				March Vision Care IPA, Inc.	..NY.....	..NIA.....	March Vision Care Group, Incorporated	Ownership.....	100.000	UnitedHealth Group IncorporatedNO.....	1
		00000	45-4227915				March Vision Care of Texas, Inc.	..TX.....	..NIA.....	March Vision Care Group, Incorporated	Ownership.....	100.000	UnitedHealth Group IncorporatedNO.....	1
		00000	20-3042852				March Vision Care, Inc.	..CA.....	..NIA.....	March Holdings, Inc.	Ownership.....	100.000	UnitedHealth Group IncorporatedNO.....	
		00000	75-2160466				Marietta Outpatient Surgery, Ltd. (L.P.)	..GA.....	..NIA.....	Marietta Surgical Center, Inc.	Ownership.....	48.925	UnitedHealth Group IncorporatedNO.....	2
		00000	58-1539547				Marietta Surgical Center, Inc.	..GA.....	..NIA.....	SC Affiliates, LLC	Ownership.....	100.000	UnitedHealth Group IncorporatedNO.....	
		00000	94-3377073				Marin Health Ventures, LLC	..CA.....	..NIA.....	Marin Specialty Surgery Center, LLC	Ownership.....	100.000	UnitedHealth Group IncorporatedNO.....	
		00000	26-2637247				Marin Specialty Surgery Center, LLC	..CA.....	..NIA.....	MGH/SCA, LLC	Ownership.....	51.000	UnitedHealth Group IncorporatedNO.....	
		00000	26-2601943				Marin Surgery Holdings, Inc.	..DE.....	..NIA.....	SC Affiliates, LLC	Ownership.....	100.000	UnitedHealth Group IncorporatedNO.....	
		00000	26-4429914				Marion Regional HomeCare, LLC	..AL.....	..NIA.....	Alabama Health Care Group, LLC	Ownership.....	67.000	UnitedHealth Group IncorporatedNO.....	
		00000	85-2924503				Marlin Holding Company LLC	..DE.....	..NIA.....	Specialty Benefits, LLC	Ownership.....	100.000	UnitedHealth Group IncorporatedNO.....	
		00000	02-0732705				Marshall HomeCare, LLC	..TX.....	..NIA.....	Southwest Post-Acute Care Partnership, LLC	Ownership.....	100.000	UnitedHealth Group IncorporatedNO.....	
		00000	52-1456812				Maryland Ambulatory Centers, LLC	..MD.....	..NIA.....	Maryland-SCA Centers, LLC	Ownership.....	44.118	UnitedHealth Group IncorporatedNO.....	

ANNUAL STATEMENT FOR THE YEAR 2023 OF THE UnitedHealthcare Plan of the River Valley, Inc.

SCHEDULE Y
PART 1A - DETAIL OF INSURANCE HOLDING COMPANY SYSTEM

1	2	3	4	5	6	7	8	9	10	11	12	13	14	15	16
Group Code	Group Name	NAIC Company Code	ID Number	Federal RSSD	CIK	Name of Securities Exchange if Publicly Traded (U.S. or International)	Names of Parent, Subsidiaries Or Affiliates	Domiciliary Location	Relationship to Reporting Entity	Directly Controlled by (Name of Entity/Person)	Type of Control (Ownership, Board, Management, Attorney-in-Fact, Influence, Other)	If Control is Ownership Provide Percentage	Ultimate Controlling Entity(ies)/Person(s)	Is an SCA Filing Required? (Yes/No)	*
		00000	52-1456812				Maryland Ambulatory Centers, LLC	MD	NIA	Surgery Center of Ellicott City, Inc.	Ownership	50.000	UnitedHealth Group Incorporated	NO	
		00000	26-3598092				Maryland Health Care Group, LLC	MD	NIA	LHC Group, Inc.	Ownership	100.000	UnitedHealth Group Incorporated	NO	
		00000	88-3736162				Maryland Healthcare Partnership, LLC	MD	NIA	Maryland Health Care Group, LLC	Ownership	80.000	UnitedHealth Group Incorporated	NO	
		00000	88-4115077				Maryland Intermediary-I, LLC	MD	NIA	Maryland Healthcare Partnership, LLC	Ownership	100.000	UnitedHealth Group Incorporated	NO	
		00000	88-4115213				Maryland Intermediary-II, LLC	MD	NIA	Maryland Healthcare Partnership, LLC	Ownership	100.000	UnitedHealth Group Incorporated	NO	
		00000	88-4115305				Maryland Intermediary-III, LLC	MD	NIA	Maryland Healthcare Partnership, LLC	Ownership	100.000	UnitedHealth Group Incorporated	NO	
		00000	88-4115420				Maryland Intermediary-IV, LLC	MD	NIA	Maryland Healthcare Partnership, LLC	Ownership	100.000	UnitedHealth Group Incorporated	NO	
		00000	85-2244241				Maryland Physical Therapy Services of Frederick, LLC	MD	NIA	Maryland Health Care Group, LLC	Ownership	100.000	UnitedHealth Group Incorporated	NO	
		00000	52-1401791				Maryland-SCA Centers, LLC	DE	NIA	SC Affiliates, LLC	Ownership	100.000	UnitedHealth Group Incorporated	NO	
		00000					Massachusetts Assurance Company, Ltd. PIC	CYM	NIA	H&W Indemnity (SPC), Ltd.	Ownership	99.992	UnitedHealth Group Incorporated	NO	
		00000					Massachusetts Assurance Company, Ltd. PIC	CYM	NIA	Collaborative Care Holdings, LLC	Ownership	0.008	UnitedHealth Group Incorporated	NO	
		00000	20-0815305				Massachusetts Avenue Surgery Center, LLC	MD	NIA	SCA-Bethesda, LLC	Ownership	60.441	UnitedHealth Group Incorporated	NO	
		00000	20-0815305				Massachusetts Avenue Surgery Center, LLC	MD	NIA	SC Affiliates, LLC	Ownership	4.073	UnitedHealth Group Incorporated	NO	
		00000	38-3932998				Massachusetts Health Care Group, LLC	MA	NIA	LHC Group, Inc.	Ownership	100.000	UnitedHealth Group Incorporated	NO	
		00000	88-2854292				Massachusetts Physical Therapy Services of Framingham, LLC	MA	NIA	Massachusetts Health Care Group, LLC	Ownership	100.000	UnitedHealth Group Incorporated	NO	
		00000	88-2058110				Massachusetts Physical Therapy Services of Quincy Bay, LLC	MA	NIA	Massachusetts Health Care Group, LLC	Ownership	100.000	UnitedHealth Group Incorporated	NO	
		00000	43-1967820				MAT-RX DEVELOPMENT, L.L.C.	TX	NIA	WellMed Networks, Inc.	Ownership	100.000	UnitedHealth Group Incorporated	NO	1
		00000	35-2262695				Mat-Rx Fort Worth GP, L.L.C.	TX	NIA	MAT-RX DEVELOPMENT, L.L.C.	Ownership	100.000	UnitedHealth Group Incorporated	NO	1
		00000	45-4406785				Mayes County HMA Home Health LLC	OK	NIA	AFAM Holding Co, LLC	Ownership	100.000	UnitedHealth Group Incorporated	NO	
		00000	62-1600267				McKenzie Surgery Center, L.P.	TN	NIA	SCA-Eugene, LLC	Ownership	31.000	UnitedHealth Group Incorporated	NO	2
		00000	45-2542951				MCNA Health Care Holdings, LLC	FL	NIA	Marlin Holding Company LLC	Ownership	100.000	UnitedHealth Group Incorporated	NO	
.0707	UnitedHealth Group Incorporated	14063	52-2459969				MCNA Insurance Company	TX	IA	MCNA Health Care Holdings, LLC	Ownership	100.000	UnitedHealth Group Incorporated	NO	
		00000	45-3641822				MCNA Systems Corp.	FL	NIA	MCNA Health Care Holdings, LLC	Ownership	100.000	UnitedHealth Group Incorporated	NO	
		00000	42-1741594				MD Ops, Inc.	CA	NIA	North American Medical Management California, Inc.	Ownership	100.000	UnitedHealth Group Incorporated	NO	
.0707	UnitedHealth Group Incorporated	96310	52-1169135				MD-Individual Practice Association, Inc.	MD	IA	United HealthCare Services, Inc.	Ownership	100.000	UnitedHealth Group Incorporated	NO	
		00000	83-1183650				ME AHS UC LLC	DE	NIA	Riverside Medical Management, LLC	Ownership	70.000	UnitedHealth Group Incorporated	NO	
		00000	81-0936574				ME Urgent Care Nebraska, Inc.	NE	NIA	Physician(s) Owned	Influence	0.000	UnitedHealth Group Incorporated	NO	1
		00000	31-1513127				MED 3000 Health Solutions of the Virginias, L.L.C.	VA	NIA	Change Healthcare Practice Management Solutions Investments, Inc.	Ownership	51.000	UnitedHealth Group Incorporated	NO	
		00000	52-2039280				MED3000 Health Solutions Southeast	FL	NIA	Change Healthcare Practice Management Solutions, Inc.	Ownership	50.000	UnitedHealth Group Incorporated	NO	
		00000	52-2039280				MED3000 Health Solutions Southeast	FL	NIA	Change Healthcare Practice Management Solutions Investments, Inc.	Ownership	50.000	UnitedHealth Group Incorporated	NO	
		00000	26-1264504				Mederi Caretenders VS of Broward, LLC	FL	NIA	National Health Industries, Inc.	Ownership	100.000	UnitedHealth Group Incorporated	NO	
		00000	26-1264234				Mederi Caretenders VS of SE FL, LLC	FL	NIA	National Health Industries, Inc.	Ownership	100.000	UnitedHealth Group Incorporated	NO	
		00000	26-1264384				Mederi Caretenders VS of SW FL, LLC	FL	NIA	National Health Industries, Inc.	Ownership	100.000	UnitedHealth Group Incorporated	NO	
		00000	26-1248096				Mederi Caretenders VS of Tampa, LLC	FL	NIA	National Health Industries, Inc.	Ownership	100.000	UnitedHealth Group Incorporated	NO	
		00000	83-4371904				Mederi Private Care, LLC	FL	NIA	National Health Industries, Inc.	Ownership	100.000	UnitedHealth Group Incorporated	NO	
		00000	20-3824377				MedExpress Development, LLC	FL	NIA	Urgent Care MSO, LLC	Ownership	100.000	UnitedHealth Group Incorporated	NO	
		00000	81-1265129				MedExpress Employed Services, Inc.	DE	NIA	Physician(s) Owned	Influence	0.000	UnitedHealth Group Incorporated	NO	1
		00000	81-4550969				MedExpress Primary Care Arizona, P.C.	AZ	NIA	Physician(s) Owned	Influence	0.000	UnitedHealth Group Incorporated	NO	1
		00000	84-4234388				MedExpress Primary Care Arkansas, P.A.	AR	NIA	Physician(s) Owned	Influence	0.000	UnitedHealth Group Incorporated	NO	1
		00000	81-4605885				MedExpress Primary Care Kansas, P.A.	KS	NIA	Physician(s) Owned	Influence	0.000	UnitedHealth Group Incorporated	NO	1
		00000	82-3384324				MedExpress Primary Care Maryland, P.C.	MD	NIA	Physician(s) Owned	Influence	0.000	UnitedHealth Group Incorporated	NO	1
		00000	82-1096099				MedExpress Primary Care Massachusetts, P.C.	MA	NIA	Physician(s) Owned	Influence	0.000	UnitedHealth Group Incorporated	NO	1
		00000	81-4396738				MedExpress Primary Care Minnesota P.C.	MN	NIA	Physician(s) Owned	Influence	0.000	UnitedHealth Group Incorporated	NO	1

ANNUAL STATEMENT FOR THE YEAR 2023 OF THE UnitedHealthcare Plan of the River Valley, Inc.

SCHEDULE Y
PART 1A - DETAIL OF INSURANCE HOLDING COMPANY SYSTEM

1	2	3	4	5	6	7	8	9	10	11	12	13	14	15	16
Group Code	Group Name	NAIC Company Code	ID Number	Federal RSSD	CIK	Name of Securities Exchange if Publicly Traded (U.S. or International)	Names of Parent, Subsidiaries Or Affiliates	Domi-ciliary Location	Relation-ship to Reporting Entity	Directly Controlled by (Name of Entity/Person)	Type of Control (Ownership, Board, Management, Attorney-in-Fact, Influence, Other)	If Control is Ownership Provide Percentage	Ultimate Controlling Entity(ies)/Person(s)	Is an SCA Filing Re-quired? (Yes/No)	*
		00000	83-1077265				MedExpress Primary Care Oklahoma, P.C.	OK	NIA	Physician(s) Owned	Influence	0.000	UnitedHealth Group Incorporated	NO	1
		00000	83-0764858				MedExpress Primary Care South Carolina, P.C.	SC	NIA	Physician(s) Owned	Influence	0.000	UnitedHealth Group Incorporated	NO	1
		00000	84-2500750				MedExpress Primary Care Texas, P.A.	TX	NIA	Physician(s) Owned	Influence	0.000	UnitedHealth Group Incorporated	NO	1
		00000	82-3395792				MedExpress Primary Care Virginia, P.C.	VA	NIA	Physician(s) Owned	Influence	0.000	UnitedHealth Group Incorporated	NO	1
		00000	82-4401181				MedExpress Primary Care West Virginia, Inc.	WV	NIA	Physician(s) Owned	Influence	0.000	UnitedHealth Group Incorporated	NO	1
		00000	81-4563448				MedExpress Primary Care Wisconsin, S.C.	WI	NIA	Physician(s) Owned	Influence	0.000	UnitedHealth Group Incorporated	NO	1
		00000	83-2089623				MedExpress Urgent Care - Northern New Jersey PC	NJ	NIA	Physician(s) Owned	Influence	0.000	UnitedHealth Group Incorporated	NO	1
		00000	45-5388778				MedExpress Urgent Care - New Jersey, P.C.	NJ	NIA	Physician(s) Owned	Influence	0.000	UnitedHealth Group Incorporated	NO	1
		00000	32-0533926				MedExpress Urgent Care Alabama, LLC	AL	NIA	Urgent Care Holdings, LLC	Ownership	100.000	UnitedHealth Group Incorporated	NO	1
		00000	81-4030280				MedExpress Urgent Care Arizona, P.C.	AZ	NIA	Physician(s) Owned	Influence	0.000	UnitedHealth Group Incorporated	NO	1
		00000	46-4348120				MedExpress Urgent Care Arkansas, P.A.	AR	NIA	Physician(s) Owned	Influence	0.000	UnitedHealth Group Incorporated	NO	1
		00000	82-0930142				MedExpress Urgent Care California, P.C.	CA	NIA	Physician(s) Owned	Influence	0.000	UnitedHealth Group Incorporated	NO	1
		00000	81-1956812				MedExpress Urgent Care Connecticut, P.C.	CT	NIA	Physician(s) Owned	Influence	0.000	UnitedHealth Group Incorporated	NO	1
		00000	82-1135336				MedExpress Urgent Care Idaho, P.C.	ID	NIA	Physician(s) Owned	Influence	0.000	UnitedHealth Group Incorporated	NO	1
		00000	47-4308614				MedExpress Urgent Care Illinois, P.C.	IL	NIA	Physician(s) Owned	Influence	0.000	UnitedHealth Group Incorporated	NO	1
		00000	81-5353472				MedExpress Urgent Care Iowa, P.C.	IA	NIA	Physician(s) Owned	Influence	0.000	UnitedHealth Group Incorporated	NO	1
		00000	47-1919283				MedExpress Urgent Care Kansas, P.A.	KS	NIA	Physician(s) Owned	Influence	0.000	UnitedHealth Group Incorporated	NO	1
		00000	82-1719888				MedExpress Urgent Care Maine, Inc.	ME	NIA	Urgent Care Holdings, LLC	Ownership	100.000	UnitedHealth Group Incorporated	NO	1
		00000	81-1125396				MedExpress Urgent Care Minnesota P.C.	MN	NIA	Physician(s) Owned	Influence	0.000	UnitedHealth Group Incorporated	NO	1
		00000	47-3132625				MedExpress Urgent Care Missouri P.C.	MO	NIA	Physician(s) Owned	Influence	0.000	UnitedHealth Group Incorporated	NO	1
		00000	82-0631738				MedExpress Urgent Care New Hampshire, Inc.	NH	NIA	Urgent Care Holdings, LLC	Ownership	100.000	UnitedHealth Group Incorporated	NO	1
		00000	81-5138747				MedExpress Urgent Care North Carolina, P.C.	NC	NIA	Physician(s) Owned	Influence	0.000	UnitedHealth Group Incorporated	NO	1
		00000	20-2545363				MedExpress Urgent Care of Boynton Beach, LLC	FL	NIA	MedExpress Development, LLC	Ownership	100.000	UnitedHealth Group Incorporated	NO	1
		00000	82-1919436				MedExpress Urgent Care Oregon, P.C.	OR	NIA	Physician(s) Owned	Influence	0.000	UnitedHealth Group Incorporated	NO	1
		00000	81-5362765				MedExpress Urgent Care Rhode Island, P.C.	RI	NIA	Physician(s) Owned	Influence	0.000	UnitedHealth Group Incorporated	NO	1
		00000	81-5380706				MedExpress Urgent Care South Carolina, P.C.	SC	NIA	Physician(s) Owned	Influence	0.000	UnitedHealth Group Incorporated	NO	1
		00000	47-5147441				MedExpress Urgent Care Texas, P.A.	TX	NIA	Physician(s) Owned	Influence	0.000	UnitedHealth Group Incorporated	NO	1
		00000	82-2443118				MedExpress Urgent Care Washington, P.C.	WA	NIA	Physician(s) Owned	Influence	0.000	UnitedHealth Group Incorporated	NO	1
		00000	81-4281678				MedExpress Urgent Care Wisconsin, S.C.	WI	NIA	Physician(s) Owned	Influence	0.000	UnitedHealth Group Incorporated	NO	1
		00000	85-1474287				MedExpress Urgent Care, Inc. - Ohio	OH	NIA	Urgent Care Holdings, LLC	Ownership	100.000	UnitedHealth Group Incorporated	NO	1
		00000	26-4546400				MedExpress Urgent Care, Inc. - West Virginia	WV	NIA	Physician(s) Owned	Influence	0.000	UnitedHealth Group Incorporated	NO	1
		00000	47-1804667				MedExpress Urgent Care, P.C. - Georgia	GA	NIA	Physician(s) Owned	Influence	0.000	UnitedHealth Group Incorporated	NO	1
		00000	90-0929572				MedExpress Urgent Care, P.C. - Indiana	IN	NIA	Physician(s) Owned	Influence	0.000	UnitedHealth Group Incorporated	NO	1
		00000	45-3461101				MedExpress Urgent Care, P.C. - Maryland	MD	NIA	Physician(s) Owned	Influence	0.000	UnitedHealth Group Incorporated	NO	1
		00000	47-1857908				MedExpress Urgent Care, P.C. - Massachusetts	MA	NIA	Physician(s) Owned	Influence	0.000	UnitedHealth Group Incorporated	NO	1
		00000	46-4793937				MedExpress Urgent Care, P.C. - Michigan	MI	NIA	Physician(s) Owned	Influence	0.000	UnitedHealth Group Incorporated	NO	1
		00000	47-1824365				MedExpress Urgent Care, P.C. - Oklahoma	OK	NIA	Physician(s) Owned	Influence	0.000	UnitedHealth Group Incorporated	NO	1
		00000	26-3750502				MedExpress Urgent Care, P.C. - Pennsylvania	PA	NIA	Physician(s) Owned	Influence	0.000	UnitedHealth Group Incorporated	NO	1
		00000	45-4973138				MedExpress Urgent Care, P.C. - Tennessee	TN	NIA	Physician(s) Owned	Influence	0.000	UnitedHealth Group Incorporated	NO	1
		00000	45-3123110				MedExpress Urgent Care, P.C. - Virginia	VA	NIA	Physician(s) Owned	Influence	0.000	UnitedHealth Group Incorporated	NO	1
		00000	83-1565124				MedExpress Urgent Care, P.S.C. - Kentucky	KY	NIA	Physician(s) Owned	Influence	0.000	UnitedHealth Group Incorporated	NO	1
		00000	45-5436856				MedExpress, Inc. - Delaware	DE	NIA	Physician(s) Owned	Influence	0.000	UnitedHealth Group Incorporated	NO	1
		00000	26-2947990				Medical Center Home Health, LLC	TN	NIA	West Tennessee HomeCare, LLC	Ownership	100.000	UnitedHealth Group Incorporated	NO	1
		00000	26-1541198				Medical Centers HomeCare, LLC	AL	NIA	Alabama Health Care Group, LLC	Ownership	67.000	UnitedHealth Group Incorporated	NO	1

ANNUAL STATEMENT FOR THE YEAR 2023 OF THE UnitedHealthcare Plan of the River Valley, Inc.

SCHEDULE Y
PART 1A - DETAIL OF INSURANCE HOLDING COMPANY SYSTEM

1	2	3	4	5	6	7	8	9	10	11	12	13	14	15	16
Group Code	Group Name	NAIC Company Code	ID Number	Federal RSSD	CIK	Name of Securities Exchange if Publicly Traded (U.S. or International)	Names of Parent, Subsidiaries Or Affiliates	Domi-ciliary Location	Relation-ship to Reporting Entity	Directly Controlled by (Name of Entity/Person)	Type of Control (Ownership, Board, Management, Attorney-in-Fact, Influence, Other)	If Control is Ownership Provide Percentage	Ultimate Controlling Entity(ies)/Person(s)	Is an SCA Filing Re-quired? (Yes/No)	*
		00000	75-2566987				Medical Clinic of North Texas PLLC	TX	NIA	USMD Affiliated Services	Ownership	100.000	UnitedHealth Group Incorporated	NO	
		00000					Medical Hilfe S.A.	CHL	NIA	Saden S.A.	Ownership	0.000	UnitedHealth Group Incorporated	NO	
		00000					Medical Hilfe S.A.	CHL	NIA	Home Medical S.A.	Ownership	100.000	UnitedHealth Group Incorporated	NO	
		00000	95-4708497				Medical Support Los Angeles, Inc.	CA	NIA	MSLA Management LLC	Ownership	100.000	UnitedHealth Group Incorporated	NO	
		00000	26-0636717				Medical Surgical Centers of America, Inc.	DE	NIA	ASC Network, LLC	Ownership	100.000	UnitedHealth Group Incorporated	NO	
		00000	75-2515691				MedSynergies, LLC	DE	NIA	Mustang Razorback Holdings, Inc.	Ownership	100.000	UnitedHealth Group Incorporated	NO	
		00000	58-2101921				Melbourne Surgery Center, LLC	GA	NIA	Surgical Care Partners of Melbourne, LLC	Ownership	100.000	UnitedHealth Group Incorporated	NO	
		00000	82-4964787				Memorial City Holdings, LLC	DE	NIA	SCA-Memorial City, LLC	Ownership	61.174	UnitedHealth Group Incorporated	NO	
		00000	82-3689933				Memorial City Partners, LLC	DE	NIA	Memorial City Holdings, LLC	Ownership	64.390	UnitedHealth Group Incorporated	NO	
		00000	37-1782795				Memorial Houston Surgery Center, LLC	TX	NIA	SCA-Memorial, LLC	Ownership	56.235	UnitedHealth Group Incorporated	NO	
		00000	26-1394069				MemorialCare Surgical Center at Orange Coast, LLC	CA	NIA	Beach Surgical Holdings LLC	Ownership	51.987	UnitedHealth Group Incorporated	NO	2
		00000	20-3678259				MemorialCare Surgical Center at Saddleback, LLC	CA	NIA	Beach Surgical Holdings LLC	Ownership	55.337	UnitedHealth Group Incorporated	NO	2
		00000	47-0944781				Mena Medical Center Home Health, L.L.C.	AR	NIA	Arkansas Health Care Group, LLC	Ownership	100.000	UnitedHealth Group Incorporated	NO	
		00000	72-1586356				Mena Medical Center Hospice, L.L.C.	AR	NIA	Arkansas Health Care Group, LLC	Ownership	100.000	UnitedHealth Group Incorporated	NO	
		00000	62-1396317				Mental Health Resources, PLLC	TN	NIA	Physician(s) Owned	Influence	0.000	UnitedHealth Group Incorporated	NO	1
		00000	27-0203906				Mesquite Liberty, LLC	NV	NIA	Sierra Health Services, Inc.	Ownership	80.357	UnitedHealth Group Incorporated	NO	
		00000	38-3861395				MGH/SCA, LLC	CA	NIA	SC Affiliates, LLC	Ownership	1.000	UnitedHealth Group Incorporated	NO	
		00000	38-3861395				MGH/SCA, LLC	CA	NIA	Marin Surgery Holdings, Inc.	Ownership	99.000	UnitedHealth Group Incorporated	NO	
		00000	27-4691544				MH Physician Three Holdco, a Medical Corporation	CA	NIA	Physician(s) Owned	Influence	0.000	UnitedHealth Group Incorporated	NO	1
		00000	27-2252446				MHC Real Estate Holdings, LLC	CA	NIA	Monarch Management Services, Inc.	Ownership	100.000	UnitedHealth Group Incorporated	NO	
		00000	80-0507474				MHCH, Inc.	CA	NIA	Monarch HealthCare, A Medical Group, Inc.	Ownership	100.000	UnitedHealth Group Incorporated	NO	1
		00000	27-4691508				MHIPA Physician Two Holdco, a Medical Corporation	CA	NIA	Physician(s) Owned	Influence	0.000	UnitedHealth Group Incorporated	NO	1
		00000	36-4600281				Miami Surgery Center, LLC	DE	NIA	SCA-Doral, LLC	Ownership	50.185	UnitedHealth Group Incorporated	NO	
		00000	30-0965767				Michigan In-Home Healthcare Partnership-I, LLC	MI	NIA	In-Home Healthcare Partnership, LLC	Ownership	100.000	UnitedHealth Group Incorporated	NO	
		00000	36-4857987				Michigan In-Home Healthcare Partnership-II, LLC	MI	NIA	In-Home Healthcare Partnership, LLC	Ownership	100.000	UnitedHealth Group Incorporated	NO	
		00000	38-4025399				Michigan In-Home Healthcare Partnership-III, LLC	MI	NIA	In-Home Healthcare Partnership, LLC	Ownership	100.000	UnitedHealth Group Incorporated	NO	
		00000	30-0965701				Michigan In-Home Healthcare Partnership-IV, LLC	MI	NIA	In-Home Healthcare Partnership, LLC	Ownership	100.000	UnitedHealth Group Incorporated	NO	
		00000	81-5275489				Michigan In-Home Partner-I, LLC	MI	NIA	Michigan In-Home Healthcare Partnership-I, LLC	Ownership	100.000	UnitedHealth Group Incorporated	NO	
		00000	30-0967541				Michigan In-Home Partner-II, LLC	MI	NIA	Michigan In-Home Healthcare Partnership-II, LLC	Ownership	100.000	UnitedHealth Group Incorporated	NO	
		00000	81-5278498				Michigan In-Home Partner-III, LLC	MI	NIA	Michigan In-Home Healthcare Partnership-III, LLC	Ownership	100.000	UnitedHealth Group Incorporated	NO	
		00000	81-5278983				Michigan In-Home Partner-IV, LLC	MI	NIA	Michigan In-Home Healthcare Partnership-IV, LLC	Ownership	100.000	UnitedHealth Group Incorporated	NO	
0707	UnitedHealth Group Incorporated	66087	62-0724538				Mid-West National Life Insurance Company of Tennessee	TX	IA	HealthMarkets, LLC	Ownership	100.000	UnitedHealth Group Incorporated	NO	
		00000	20-3345412				Midlands Orthopaedics Surgery Center, LLC	SC	NIA	SCA-Midlands, LLC	Ownership	39.561	UnitedHealth Group Incorporated	NO	2
		00000	20-8103522				Midwest Center for Day Surgery, LLC	IL	NIA	Advocate-SCA Partners, LLC	Ownership	55.457	UnitedHealth Group Incorporated	NO	
		00000					Midwest Hospice, LLC	AR	NIA	National Health Industries, Inc.	Ownership	100.000	UnitedHealth Group Incorporated	NO	
		00000	93-2143215				Midwest JV Holdings, LLC	DE	NIA	Midwest Surgery Center Holdings, LLC	Ownership	100.000	UnitedHealth Group Incorporated	NO	
		00000	93-2752896				Midwest Surgery Center Holdings, LLC	DE	NIA	SC Affiliates, LLC	Ownership	100.000	UnitedHealth Group Incorporated	NO	
		00000	41-1537436				Midwest Surgery Center, LLC	MN	NIA	Midwest JV Holdings, LLC	Ownership	20.000	UnitedHealth Group Incorporated	NO	2

ANNUAL STATEMENT FOR THE YEAR 2023 OF THE UnitedHealthcare Plan of the River Valley, Inc.

SCHEDULE Y
PART 1A - DETAIL OF INSURANCE HOLDING COMPANY SYSTEM

1	2	3	4	5	6	7	8	9	10	11	12	13	14	15	16
Group Code	Group Name	NAIC Company Code	ID Number	Federal RSSD	CIK	Name of Securities Exchange if Publicly Traded (U.S. or International)	Names of Parent, Subsidiaries Or Affiliates	Domi-ciliary Location	Relation-ship to Reporting Entity	Directly Controlled by (Name of Entity/Person)	Type of Control (Ownership, Board, Management, Attorney-in-Fact, Influence, Other)	If Control is Ownership Provide Percentage	Ultimate Controlling Entity(ies)/Person(s)	Is an SCA Filing Re-quired? (Yes/No)	*
		00000	83-0543458				Mile High SurgiCenter, LLC	CO	NIA	SCA-Denver Physicians Holdings, LLC	Ownership	100.000	UnitedHealth Group Incorporated	NO	
		00000	47-2117693				Mindscares Counseling, PLLC	CT	NIA	Refresh Connecticut, PLLC	Ownership	100.000	UnitedHealth Group Incorporated	NO	1
		00000	46-2511957				Minnesota Health Care Group, LLC	MN	NIA	LHC Group, Inc.	Ownership	100.000	UnitedHealth Group Incorporated	NO	
		00000	68-0490418				Mississippi Health Care Group, LLC	MS	NIA	LHC Group, Inc.	Ownership	100.000	UnitedHealth Group Incorporated	NO	
		00000	26-0784038				Mississippi HomeCare of Jackson II, LLC	MS	NIA	Mississippi Health Care Group, LLC	Ownership	67.000	UnitedHealth Group Incorporated	NO	
		00000	01-0689757				Mississippi HomeCare, L.L.C.	MS	NIA	Mississippi Health Care Group, LLC	Ownership	100.000	UnitedHealth Group Incorporated	NO	
		00000	85-1606644				Mississippi Physical Therapy Services of Biloxi, LLC	MS	NIA	Mississippi Health Care Group, LLC	Ownership	100.000	UnitedHealth Group Incorporated	NO	
		00000	61-1495255				Missouri Health Care Group, LLC	MO	NIA	LHC Group, Inc.	Ownership	100.000	UnitedHealth Group Incorporated	NO	
		00000	88-3684122				Missouri Physical Therapy Services of Creve Coeur, LLC	MO	NIA	Missouri Health Care Group, LLC	Ownership	100.000	UnitedHealth Group Incorporated	NO	
		00000	87-0737157				Mizell Memorial Hospital HomeCare, LLC	AL	NIA	Alabama Health Care Group, LLC	Ownership	90.000	UnitedHealth Group Incorporated	NO	
		00000	26-3831640				MJ Nursing at Black Stone, LLC	OH	NIA	Black Stone of Cincinnati, LLC	Ownership	100.000	UnitedHealth Group Incorporated	NO	
		00000	81-2977678				Mobile Medical Services of New Jersey, PC	NJ	NIA	Physician(s) Owned	Influence	0.000	UnitedHealth Group Incorporated	NO	1
		00000	30-0445773				Mobile Medical Services, P.C.	NY	NIA	Physician(s) Owned	Influence	0.000	UnitedHealth Group Incorporated	NO	1
		00000	63-0883553				Mobile-SC, LTD.	AL	NIA	SCA-Mobile, LLC	Ownership	20.000	UnitedHealth Group Incorporated	NO	2
		00000	83-0632231				Mohawk Surgery Center, LLC	FL	NIA	PPH Holdings, LLC	Ownership	10.000	UnitedHealth Group Incorporated	NO	2
		00000	22-3935634				Monarch Health Plan, Inc.	CA	NIA	Monarch HealthCare, A Medical Group, Inc.	Ownership	100.000	UnitedHealth Group Incorporated	NO	1
		00000	33-0587660				Monarch HealthCare, A Medical Group, Inc.	CA	NIA	MH Physician Three Holdco, a Medical Corporation	Ownership	100.000	UnitedHealth Group Incorporated	NO	1
		00000	45-3142852				Monarch Management Services, Inc.	DE	NIA	Collaborative Care Holdings, LLC	Ownership	100.000	UnitedHealth Group Incorporated	NO	
		00000	85-3923523				Montana Health Care Group, LLC	MT	NIA	LHC Group, Inc.	Ownership	100.000	UnitedHealth Group Incorporated	NO	
		00000	52-1401868				Montgomery Surgery Center Limited Partnership	MD	NIA	Maryland-SCA Centers, LLC	Ownership	7.000	UnitedHealth Group Incorporated	NO	
		00000	52-1401868				Montgomery Surgery Center Limited Partnership	MD	NIA	Maryland Ambulatory Centers, LLC	Ownership	51.000	UnitedHealth Group Incorporated	NO	
		00000	36-4794488				Mooresville Home Care Services, LLC	DE	NIA	AF-CH-HH, LLC	Ownership	100.000	UnitedHealth Group Incorporated	NO	
		00000	22-3651957				Morris Avenue Endoscopy, L.L.C.	NJ	NIA	GI Ventures, LLC	Ownership	51.000	UnitedHealth Group Incorporated	NO	2
		00000	26-3513595				Morris County Surgical Center, LLC	NJ	NIA	Virtua-SCA Holdings, LLC	Ownership	55.357	UnitedHealth Group Incorporated	NO	2
		00000	26-2792774				Morristown-Hamblen HomeCare and Hospice, LLC	TN	NIA	University of TN Medical Center Home Care Services, LLC	Ownership	100.000	UnitedHealth Group Incorporated	NO	
		00000	26-3042733				Mountaineer HomeCare, LLC	WV	NIA	LHC HomeCare of West Virginia, LLC	Ownership	100.000	UnitedHealth Group Incorporated	NO	
		00000	81-1633765				MSLA Management LLC	DE	NIA	OptumServe Health Services, Inc.	Ownership	100.000	UnitedHealth Group Incorporated	NO	
		00000	62-1506649				Mt. Pleasant Surgery Center, L.P.	TN	NIA	SCA-Mt. Pleasant, LLC	Ownership	99.000	UnitedHealth Group Incorporated	NO	
		00000	62-1506649				Mt. Pleasant Surgery Center, L.P.	TN	NIA	Endoscopy Center Affiliates, Inc.	Ownership	1.000	UnitedHealth Group Incorporated	NO	
		00000	98-1285432				Multiangio Ltda.	BRA	NIA	S.A. Esho - Empresa de Serviços Hospitalares	Ownership	100.000	UnitedHealth Group Incorporated	NO	
		00000	77-0670885				Munroe Regional HomeCare, LLC	FL	NIA	LHC Health Care Group of Florida, LLC	Ownership	51.000	UnitedHealth Group Incorporated	NO	
		00000	45-4450466				Murrells Inlet ASC, LLC	SC	NIA	SCA Murrells Inlet, LLC	Ownership	65.000	UnitedHealth Group Incorporated	NO	
		00000	47-1935798				Mustang Razorback Holdings, Inc.	DE	NIA	Optum360 Solutions, LLC	Ownership	100.000	UnitedHealth Group Incorporated	NO	
		00000	26-2564744				My Wellness Solutions, LLC	DE	NIA	OptumHealth Care Solutions, LLC	Ownership	100.000	UnitedHealth Group Incorporated	NO	
		00000	20-3236839				NAIM Holdings, Inc.	DE	NIA	Aveta Inc.	Ownership	100.000	UnitedHealth Group Incorporated	NO	
		00000	56-2627070				NAIM Medical Group Holdings, Inc.	CA	NIA	Physician(s) Owned	Influence	0.000	UnitedHealth Group Incorporated	NO	1
		00000	45-4473815				National Decision Support Company, LLC	DE	NIA	Change Healthcare Solutions, LLC	Ownership	100.000	UnitedHealth Group Incorporated	NO	
.0707	UnitedHealth Group Incorporated	98205	73-1187572				National Foundation Life Insurance Company	TX	IA	Enterprise Life Insurance Company	Ownership	100.000	UnitedHealth Group Incorporated	NO	
		00000	61-0997496				National Health Industries, Inc.	KY	NIA	Almost Family, Inc.	Ownership	100.000	UnitedHealth Group Incorporated	NO	
		00000	75-2441699				National Health Information Network, Inc.	TX	NIA	eRx Network, LLC	Ownership	100.000	UnitedHealth Group Incorporated	NO	
.0707	UnitedHealth Group Incorporated	95251	76-0196559				National Pacific Dental, Inc.	TX	IA	Dental Benefit Providers, Inc.	Ownership	100.000	UnitedHealth Group Incorporated	NO	
		00000	36-3549627				National Surgery Centers, LLC	DE	NIA	Surgical Care Affiliates, LLC	Ownership	100.000	UnitedHealth Group Incorporated	NO	
		00000	45-3735192				Navigator Health, Inc.	DE	NIA	naviHealth Holdings, LLC	Ownership	100.000	UnitedHealth Group Incorporated	NO	

ANNUAL STATEMENT FOR THE YEAR 2023 OF THE UnitedHealthcare Plan of the River Valley, Inc.

SCHEDULE Y
PART 1A - DETAIL OF INSURANCE HOLDING COMPANY SYSTEM

1	2	3	4	5	6	7	8	9	10	11	12	13	14	15	16
Group Code	Group Name	NAIC Company Code	ID Number	Federal RSSD	CIK	Name of Securities Exchange if Publicly Traded (U.S. or International)	Names of Parent, Subsidiaries Or Affiliates	Domi-ciliary Location	Relation-ship to Reporting Entity	Directly Controlled by (Name of Entity/Person)	Type of Control (Ownership, Board, Management, Attorney-in-Fact, Influence, Other)	If Control is Ownership Provide Percentage	Ultimate Controlling Entity(ies)/Person(s)	Is an SCA Filing Re-quired? (Yes/No)	*
		00000	84-2283691				Naviguard, Inc.	DE	NIA	United HealthCare Services, Inc.	Ownership	100.000	UnitedHealth Group Incorporated	NO	
		00000	84-3482655				naviHealth Care at Home, LLC	DE	NIA	naviHealth, Inc.	Ownership	100.000	UnitedHealth Group Incorporated	NO	
		00000	84-5020906				naviHealth Coordinated Care, LLC	DE	NIA	naviHealth, Inc.	Ownership	100.000	UnitedHealth Group Incorporated	NO	
		00000	35-2431677				naviHealth Holdings, LLC	DE	NIA	Nomad Buyer, Inc.	Ownership	100.000	UnitedHealth Group Incorporated	NO	
		00000	61-1669841				naviHealth SM Holdings, Inc.	DE	NIA	naviHealth Holdings, LLC	Ownership	100.000	UnitedHealth Group Incorporated	NO	
		00000	36-4719151				naviHealth, Inc.	DE	NIA	naviHealth Holdings, LLC	Ownership	100.000	UnitedHealth Group Incorporated	NO	
		00000	47-2693055				NC Center For Resiliency, PLLC	NC	NIA	Physician(s) Owned	Influence	0.000	UnitedHealth Group Incorporated	NO	1
		00000	36-4744042				NCP Investment Holdings, Inc.	DE	NIA	Surgical Care Affiliates, LLC	Ownership	100.000	UnitedHealth Group Incorporated	NO	3
		00000	46-5008635				Nebraska Health Care Group, LLC	NE	NIA	LHC Group, Inc.	Ownership	100.000	UnitedHealth Group Incorporated	NO	
		00000	27-0263191				Nebraska Spine Hospital, LLC	NE	NIA	H.I. Investments Holding Company, LLC	Ownership	15.000	UnitedHealth Group Incorporated	NO	2
.0707	UnitedHealth Group Incorporated	95123	65-0996107				Neighborhood Health Partnership, Inc.	FL	IA	UnitedHealthcare, Inc.	Ownership	100.000	UnitedHealth Group Incorporated	NO	
		00000	20-4755277				Netwerkes, LLC	TN	NIA	Optum360 Solutions, LLC	Ownership	100.000	UnitedHealth Group Incorporated	NO	
		00000	35-2465420				Nevada Health Care Group, LLC	NV	NIA	LHC Group, Inc.	Ownership	100.000	UnitedHealth Group Incorporated	NO	
.0707	UnitedHealth Group Incorporated	95758	88-0228572				Nevada Pacific Dental	NV	IA	Dental Benefit Providers, Inc.	Ownership	100.000	UnitedHealth Group Incorporated	NO	
		00000	83-4359503				New Hampshire Health Care Group, LLC	NH	NIA	LHC Group, Inc.	Ownership	100.000	UnitedHealth Group Incorporated	NO	
							New Hampshire Physical Therapy Services of Hanover, LLC	NH	NIA	New Hampshire Health Care Group, LLC	Ownership	100.000	UnitedHealth Group Incorporated	NO	
		00000	84-3293183				New Jersey Health Care Group, LLC	NJ	NIA	LHC Group, Inc.	Ownership	100.000	UnitedHealth Group Incorporated	NO	
		00000	87-3033261				New Mexico Health Care Group, LLC	NM	NIA	LHC Group, Inc.	Ownership	100.000	UnitedHealth Group Incorporated	NO	
							New Mexico Physical Therapy Services of Albuquerque, LLC	NM	NIA	New Mexico Health Care Group, LLC	Ownership	100.000	UnitedHealth Group Incorporated	NO	
		00000	88-2854505				New Orleans Regional Physician Hospital Organization, L.L.C.	LA	NIA	UnitedHealthcare of Louisiana, Inc.	Ownership	100.000	UnitedHealth Group Incorporated	NO	
							New Perspectives Center for Counseling & Therapy, L.L.C.	OR	NIA	Physician(s) Owned	Influence	0.000	UnitedHealth Group Incorporated	NO	1
		00000	93-1173779				New West Physicians, Inc.	CO	NIA	Newton Holdings, LLC	Ownership	100.000	UnitedHealth Group Incorporated	NO	
							New York Licensed Clinical Social Work, P.C.	NY	NIA	Physician(s) Owned	Influence	0.000	UnitedHealth Group Incorporated	NO	1
		00000	86-3891057				Newton Holdings, LLC	DE	NIA	Collaborative Care Holdings, LLC	Ownership	100.000	UnitedHealth Group Incorporated	NO	
		00000	30-1080342				Nomad Buyer, Inc.	DE	NIA	UnitedHealth Group Incorporated	Ownership	100.000	UnitedHealth Group Incorporated	NO	
		00000	83-1111251				North American Medical Management California, Inc.	TN	NIA	NAIM Holdings, Inc.	Ownership	100.000	UnitedHealth Group Incorporated	NO	
		00000	33-0673955				North Carolina Health Care Group, LLC	NC	NIA	LHC Group, Inc.	Ownership	100.000	UnitedHealth Group Incorporated	NO	
							North Carolina In-Home Healthcare Partnership-I, LLC	NC	NIA	In-Home Healthcare Partnership, LLC	Ownership	100.000	UnitedHealth Group Incorporated	NO	
							North Carolina In-Home Healthcare Partnership-II, LLC	NC	NIA	In-Home Healthcare Partnership, LLC	Ownership	100.000	UnitedHealth Group Incorporated	NO	
							North Carolina In-Home Healthcare Partnership-III, LLC	NC	NIA	In-Home Healthcare Partnership, LLC	Ownership	100.000	UnitedHealth Group Incorporated	NO	
							North Carolina In-Home Healthcare Partnership-IV, LLC	NC	NIA	In-Home Healthcare Partnership, LLC	Ownership	100.000	UnitedHealth Group Incorporated	NO	
							North Carolina In-Home Healthcare Partnership-V, LLC	NC	NIA	In-Home Healthcare Partnership, LLC	Ownership	100.000	UnitedHealth Group Incorporated	NO	
							North Carolina In-Home Healthcare Partnership-VI, LLC	NC	NIA	In-Home Healthcare Partnership, LLC	Ownership	100.000	UnitedHealth Group Incorporated	NO	
							North Carolina In-Home Healthcare Partnership-VII, LLC	NC	NIA	In-Home Healthcare Partnership, LLC	Ownership	100.000	UnitedHealth Group Incorporated	NO	
							North Carolina In-Home Healthcare Partnership-VIII, LLC	NC	NIA	In-Home Healthcare Partnership, LLC	Ownership	100.000	UnitedHealth Group Incorporated	NO	
		00000	32-0518535				North Carolina In-Home Healthcare Partnership-VIII, LLC	NC	NIA	In-Home Healthcare Partnership, LLC	Ownership	100.000	UnitedHealth Group Incorporated	NO	
		00000	61-1815577				North Carolina In-Home Healthcare Partnership-VIII, LLC	NC	NIA	In-Home Healthcare Partnership, LLC	Ownership	100.000	UnitedHealth Group Incorporated	NO	
		00000	32-0573315				North Carolina In-Home Healthcare Partnership-VIII, LLC	NC	NIA	In-Home Healthcare Partnership, LLC	Ownership	100.000	UnitedHealth Group Incorporated	NO	

ANNUAL STATEMENT FOR THE YEAR 2023 OF THE UnitedHealthcare Plan of the River Valley, Inc.

SCHEDULE Y
PART 1A - DETAIL OF INSURANCE HOLDING COMPANY SYSTEM

1	2	3	4	5	6	7	8	9	10	11	12	13	14	15	16
Group Code	Group Name	NAIC Company Code	ID Number	Federal RSSD	CIK	Name of Securities Exchange if Publicly Traded (U.S. or International)	Names of Parent, Subsidiaries Or Affiliates	Domi-ciliary Location	Relation-ship to Reporting Entity	Directly Controlled by (Name of Entity/Person)	Type of Control (Ownership, Board, Management, Attorney-in-Fact, Influence, Other)	If Control is Ownership Provide Percentage	Ultimate Controlling Entity(ies)/Person(s)	Is an SCA Filing Re-quired? (Yes/No)	*
		00000	30-0996614				North Carolina In-Home Partner-I, LLC	NC	NIA	North Carolina In-Home Healthcare Partnership-I, LLC	Ownership	100.000	UnitedHealth Group Incorporated	NO	
		00000	81-4811792				North Carolina In-Home Partner-II, LLC	NC	NIA	North Carolina In-Home Healthcare Partnership-II, LLC	Ownership	100.000	UnitedHealth Group Incorporated	NO	
		00000	30-0996677				North Carolina In-Home Partner-III, LLC	NC	NIA	North Carolina In-Home Healthcare Partnership-III, LLC	Ownership	100.000	UnitedHealth Group Incorporated	NO	
		00000	81-4914018				North Carolina In-Home Partner-IV, LLC	NC	NIA	North Carolina In-Home Healthcare Partnership-IV, LLC	Ownership	100.000	UnitedHealth Group Incorporated	NO	
		00000	83-1304076				North Carolina In-Home Partner-IX, LLC	NC	NIA	North Carolina In-Home Healthcare Partnership-IX, LLC	Ownership	100.000	UnitedHealth Group Incorporated	NO	
		00000	81-5292449				North Carolina In-Home Partner-V, LLC	NC	NIA	North Carolina In-Home Healthcare Partnership-V, LLC	Ownership	100.000	UnitedHealth Group Incorporated	NO	
		00000	81-5476171				North Carolina In-Home Partner-VI, LLC	NC	NIA	North Carolina In-Home Healthcare Partnership-VI, LLC	Ownership	100.000	UnitedHealth Group Incorporated	NO	
		00000	81-5293415				North Carolina In-Home Partner-VII, LLC	NC	NIA	North Carolina In-Home Healthcare Partnership-VII, LLC	Ownership	100.000	UnitedHealth Group Incorporated	NO	
		00000	83-1323380				North Carolina In-Home Partner-VIII, LLC	NC	NIA	North Carolina In-Home Healthcare Partnership-VIII, LLC	Ownership	100.000	UnitedHealth Group Incorporated	NO	
		00000	27-2248103				North Dallas Surgical Center, LLC	DE	NIA	Surgical Care Affiliates, LLC	Influence	0.000	UnitedHealth Group Incorporated	NO	
		00000	91-1276412				North Kitsap Ambulatory Surgery Center, LLC	WA	NIA	SCA Pacific Surgery Holdings, LLC	Ownership	9.990	UnitedHealth Group Incorporated	NO	2
		00000	20-1574246				North Okaloosa Home Health LLC	FL	NIA	AF-CH-HH, LLC	Ownership	100.000	UnitedHealth Group Incorporated	NO	
		00000	20-2564137				North Puget Sound Oncology Equipment Leasing Company, LLC	WA	NIA	Everett MSO, Inc.	Ownership	71.250	UnitedHealth Group Incorporated	NO	
		00000	26-1266166				Northampton Home Care, LLC	DE	NIA	AFAM Holding Co, LLC	Ownership	100.000	UnitedHealth Group Incorporated	NO	
		00000	35-2647028				Northeast Arkansas Partnership, LLC	AR	NIA	Arkansas Health Care Group, LLC	Ownership	60.000	UnitedHealth Group Incorporated	NO	
		00000	88-4214089				Northeast Georgia Home Health II, LLC	GA	NIA	Georgia Health Care Group, L.L.C.	Ownership	100.000	UnitedHealth Group Incorporated	NO	
		00000	27-0555075				Northeast Washington Home Health, Inc.	WA	NIA	Washington Health Care Group, LLC	Ownership	100.000	UnitedHealth Group Incorporated	NO	
		00000	81-1573604				Northern California Physicians Network, Inc., a Professional Corporation	CA	NIA	Shark Holdings, P.C.	Ownership	100.000	UnitedHealth Group Incorporated	NO	1
		00000	88-0245121				Northern Nevada Health Network, Inc.	NV	NIA	Sierra Health Services, Inc.	Ownership	100.000	UnitedHealth Group Incorporated	NO	
		00000	47-2128570				Northern New Jersey Center for Advanced Endoscopy, LLC	NJ	NIA	Northern New Jersey Endoscopy Holdings, LLC	Ownership	51.000	UnitedHealth Group Incorporated	NO	
		00000	63-1240726				Northern Rockies Surgery Center, L.P.	TN	NIA	Northern Rockies Surgicenter, Inc.	Ownership	34.000	UnitedHealth Group Incorporated	NO	2
		00000	81-0399251				Northern Rockies Surgicenter, Inc.	MT	NIA	National Surgery Centers, LLC	Ownership	100.000	UnitedHealth Group Incorporated	NO	
		00000	92-1092423				Northlake Real Estate Holdings, LLC	GA	NIA	SC Affiliates, LLC	Ownership	100.000	UnitedHealth Group Incorporated	NO	
		00000	62-1664325				Northlake Surgical Center, L.P.	GA	NIA	Northlake Surgicare, Inc.	Ownership	99.000	UnitedHealth Group Incorporated	NO	
		00000	62-1643337				Northlake Surgicare, Inc.	GA	NIA	SC Affiliates, LLC	Ownership	100.000	UnitedHealth Group Incorporated	NO	
		00000	86-0646417				Northlight Counseling Associates, Inc.	AZ	NIA	Physician(s) Owned	Influence	0.000	UnitedHealth Group Incorporated	NO	1
		00000	83-2429969				Northshore Extended Care Hospital, LLC	LA	NIA	Louisiana Health Care Group, L.L.C.	Ownership	52.000	UnitedHealth Group Incorporated	NO	
		00000	27-1803583				Northwest Georgia Home Health, LLC	GA	NIA	Georgia Health Care Group, L.L.C.	Ownership	100.000	UnitedHealth Group Incorporated	NO	
		00000	91-1738970				Northwest Healthcare Alliance, Inc.	WA	NIA	Assured Capital Partners, Inc.	Ownership	100.000	UnitedHealth Group Incorporated	NO	
		00000	91-1699944				Northwest Medical Group Alliance, LLC	WA	NIA	The Polyclinic, PLLC	Ownership	21.480	UnitedHealth Group Incorporated	NO	1
		00000	45-5055997				Northwest Spine and Laser Surgery Center LLC	OR	NIA	Providence & SCA Off-Campus Holdings, LLC	Ownership	51.515	UnitedHealth Group Incorporated	NO	
		00000	37-1007387				Northwest Surgicare, LLC	DE	NIA	Surgery Center Holding, LLC	Ownership	100.000	UnitedHealth Group Incorporated	NO	
		00000	82-3009527				NP Services of IN, LLC	IN	NIA	National Health Industries, Inc.	Ownership	100.000	UnitedHealth Group Incorporated	NO	
		00000	82-2998879				NP Services of KY, LLC	KY	NIA	National Health Industries, Inc.	Ownership	100.000	UnitedHealth Group Incorporated	NO	
		00000	82-3026260				NP Services of NC, LLC	NC	NIA	National Health Industries, Inc.	Ownership	100.000	UnitedHealth Group Incorporated	NO	
		00000	82-4255048				NP Services of OH, LLC	OH	NIA	National Health Industries, Inc.	Ownership	100.000	UnitedHealth Group Incorporated	NO	
		00000	61-1855159				NPN IPA Washington, PLLC	WA	NIA	Everett Physicians, Inc. P.S.	Ownership	100.000	UnitedHealth Group Incorporated	NO	1
		00000	56-1963226				NSC Greensboro West, LLC	DE	NIA	National Surgery Centers, LLC	Ownership	49.000	UnitedHealth Group Incorporated	NO	2

ANNUAL STATEMENT FOR THE YEAR 2023 OF THE UnitedHealthcare Plan of the River Valley, Inc.

SCHEDULE Y
PART 1A - DETAIL OF INSURANCE HOLDING COMPANY SYSTEM

1	2	3	4	5	6	7	8	9	10	11	12	13	14	15	16
Group Code	Group Name	NAIC Company Code	ID Number	Federal RSSD	CIK	Name of Securities Exchange if Publicly Traded (U.S. or International)	Names of Parent, Subsidiaries Or Affiliates	Domi-ciliary Location	Relation-ship to Reporting Entity	Directly Controlled by (Name of Entity/Person)	Type of Control (Ownership, Board, Management, Attorney-in-Fact, Influence, Other)	If Control is Ownership Provide Percentage	Ultimate Controlling Entity(ies)/Person(s)	Is an SCA Filing Re-quired? (Yes/No)	*
		00000	56-1775016				NSC Greensboro, LLC	DE	NIA	National Surgery Centers, LLC	Ownership	100.000	UnitedHealth Group Incorporated	NO	
		00000	36-4210296				NSC Lancaster, LLC	DE	NIA	National Surgery Centers, LLC	Ownership	100.000	UnitedHealth Group Incorporated	NO	
		00000	91-1553479				NSC Seattle, Inc.	WA	NIA	National Surgery Centers, LLC	Ownership	100.000	UnitedHealth Group Incorporated	NO	
		00000	33-0812824				NSC Upland, LLC	DE	NIA	National Surgery Centers, LLC	Ownership	100.000	UnitedHealth Group Incorporated	NO	
		00000	38-3904633				Nurse on Call of Arizona, LLC	DE	NIA	Health at Home Holdings - Arizona, LLC	Ownership	100.000	UnitedHealth Group Incorporated	NO	
		00000	48-1300301				Oak Shadows of Jennings, L.L.C.	LA	NIA	Louisiana Health Care Group, L.L.C.	Ownership	91.000	UnitedHealth Group Incorporated	NO	
		00000	38-2481929				Oakland Psychological Clinic, P.C.	MI	NIA	Perspectives of Troy, P.C.	Ownership	100.000	UnitedHealth Group Incorporated	NO	1
		00000	83-4364718				OC Cardiology Practice Partners, LLC	DE	NIA	SC Affiliates, LLC	Ownership	100.000	UnitedHealth Group Incorporated	NO	
		00000	84-3189778				OCC MSO, LLC	DE	NIA	OptumCare Specialty Practices, LLC	Ownership	50.000	UnitedHealth Group Incorporated	NO	
		00000	81-3653042				OHPP, LLC	OK	NIA	Arkansas Healthcare Partners, LLC	Ownership	100.000	UnitedHealth Group Incorporated	NO	
		00000	26-2948051				Ohio Health Care Group, LLC	OH	NIA	LHC Group, Inc.	Ownership	100.000	UnitedHealth Group Incorporated	NO	
		00000	26-3086449				Ohio HomeCare, LLC	OH	NIA	Ohio Health Care Group, LLC	Ownership	100.000	UnitedHealth Group Incorporated	NO	
		00000	84-2230289				Ohio In-Home Healthcare Partnership-I, LLC	OH	NIA	In-Home Healthcare Partnership, LLC	Ownership	100.000	UnitedHealth Group Incorporated	NO	
		00000	84-2479780				Ohio In-Home Partner-I, LLC	OH	NIA	Ohio Health Care Group, LLC	Ownership	100.000	UnitedHealth Group Incorporated	NO	
		00000	87-1767658				Ohio Physical Therapy Services of Mayfield Heights, LLC	OH	NIA	Ohio Health Care Group, LLC	Ownership	100.000	UnitedHealth Group Incorporated	NO	
		00000	87-4673219				Ohio Physical Therapy Services of Richmond Heights, LLC	OH	NIA	Ohio Health Care Group, LLC	Ownership	100.000	UnitedHealth Group Incorporated	NO	
		00000	85-0538001				Ohio Physical Therapy Services of Xenia, LLC	OH	NIA	Ohio Health Care Group, LLC	Ownership	100.000	UnitedHealth Group Incorporated	NO	
		00000	45-2662292				OhioSolutions.org LLC	OH	NIA	Refresh Mental Health, Inc.	Ownership	100.000	UnitedHealth Group Incorporated	NO	
		00000	93-0979031				OHR Physician Group, P.C.	OR	NIA	Physician(s) Owned	Influence	0.000	UnitedHealth Group Incorporated	NO	1
		00000	26-3388890				Oklahoma City Home Care Services LLC	DE	NIA	AFAM Holding Co, LLC	Ownership	100.000	UnitedHealth Group Incorporated	NO	
		00000	20-4138550				Oklahoma Health Care Group, LLC	OK	NIA	LHC Group, Inc.	Ownership	100.000	UnitedHealth Group Incorporated	NO	
		00000	98-1454609				Omesa SpA	CHL	NIA	Vida Integra S.p.A.	Ownership	99.996	UnitedHealth Group Incorporated	NO	
		00000	98-1454609				Omesa SpA	CHL	NIA	Saden S.A.	Ownership	0.004	UnitedHealth Group Incorporated	NO	
		00000	04-3630085				OMNI Health Management, LLC	FL	NIA	OMNI Home Health Services, LLC	Ownership	100.000	UnitedHealth Group Incorporated	NO	
		00000	20-0527436				OMNI Home Health - District 1, LLC	FL	NIA	OMNI Home Health Services, LLC	Ownership	100.000	UnitedHealth Group Incorporated	NO	
		00000	20-0527566				OMNI Home Health - District 2, LLC	FL	NIA	OMNI Home Health Services, LLC	Ownership	100.000	UnitedHealth Group Incorporated	NO	
		00000	20-1657488				OMNI Home Health - District 4, LLC	FL	NIA	OMNI Home Health Services, LLC	Ownership	100.000	UnitedHealth Group Incorporated	NO	
		00000	59-3741300				OMNI Home Health - Hernando, LLC	FL	NIA	OMNI Home Health Services, LLC	Ownership	100.000	UnitedHealth Group Incorporated	NO	
		00000	59-3754764				OMNI Home Health - Jacksonville, LLC	FL	NIA	OMNI Home Health Services, LLC	Ownership	100.000	UnitedHealth Group Incorporated	NO	
		00000	45-2638400				OMNI Home Health Holdings, Inc.	DE	NIA	National Health Industries, Inc.	Ownership	100.000	UnitedHealth Group Incorporated	NO	
		00000	26-2010556				OMNI Home Health Services, LLC	DE	NIA	OMNI Home Health Holdings, Inc.	Ownership	100.000	UnitedHealth Group Incorporated	NO	
		00000	27-0062838				OmniClaim, LLC	DE	NIA	Equian, LLC	Ownership	100.000	UnitedHealth Group Incorporated	NO	
		00000	98-1456252				Oncocare S.A.C.	PER	NIA	Pacifico S.A. Entidad Prestadora de Salud	Ownership	80.000	UnitedHealth Group Incorporated	NO	
		00000	26-1914835				Ophthalmology Surgery Center of Dallas, LLC	TX	NIA	Surgical Care Affiliates, LLC	Influence	0.000	UnitedHealth Group Incorporated	NO	
0707	UnitedHealth Group Incorporated	96940	52-1518174				Optimum Choice, Inc.	MD	IA	United HealthCare Services, Inc.	Ownership	100.000	UnitedHealth Group Incorporated	NO	
		00000	47-0858534	3202702			Optum Bank, Inc.	UT	NIA	Optum Financial, Inc.	Ownership	100.000	UnitedHealth Group Incorporated	NO	
		00000	84-4887072				Optum Behavioral Care of California, P.C.	CA	NIA	Physician(s) Owned	Influence	0.000	UnitedHealth Group Incorporated	NO	1
		00000	93-2952612				Optum Behavioral Care of Colorado, P.C.	CO	NIA	Physician(s) Owned	Influence	0.000	UnitedHealth Group Incorporated	NO	1
		00000	93-2339326				Optum Behavioral Care of Connecticut, P.C.	CT	NIA	Physician(s) Owned	Influence	0.000	UnitedHealth Group Incorporated	NO	1
		00000	93-2412669				Optum Behavioral Care of Delaware, Inc.	DE	NIA	Refresh Mental Health, Inc.	Ownership	100.000	UnitedHealth Group Incorporated	NO	
		00000	93-3404672				Optum Behavioral Care of Kansas, P.A.	KS	NIA	Physician(s) Owned	Influence	0.000	UnitedHealth Group Incorporated	NO	1
		00000	85-0666386				Optum Behavioral Care of New Jersey, P.C.	NJ	NIA	Physician(s) Owned	Influence	0.000	UnitedHealth Group Incorporated	NO	1
		00000	85-1959641				Optum Behavioral Care of North Carolina, P.C.	NC	NIA	Physician(s) Owned	Influence	0.000	UnitedHealth Group Incorporated	NO	1
		00000	93-2446694				Optum Behavioral Care of Ohio, Inc.	OH	NIA	Refresh Mental Health, Inc.	Ownership	100.000	UnitedHealth Group Incorporated	NO	
		00000	84-3152209				Optum Behavioral Care of Texas, P.A.	TX	NIA	Physician(s) Owned	Influence	0.000	UnitedHealth Group Incorporated	NO	1

ANNUAL STATEMENT FOR THE YEAR 2023 OF THE UnitedHealthcare Plan of the River Valley, Inc.

SCHEDULE Y

PART 1A - DETAIL OF INSURANCE HOLDING COMPANY SYSTEM

1	2	3	4	5	6	7	8	9	10	11	12	13	14	15	16
Group Code	Group Name	NAIC Company Code	ID Number	Federal RSSD	CIK	Name of Securities Exchange if Publicly Traded (U.S. or International)	Names of Parent, Subsidiaries Or Affiliates	Domi-ciliary Location	Relation-ship to Reporting Entity	Directly Controlled by (Name of Entity/Person)	Type of Control (Ownership, Board, Management, Attorney-in-Fact, Influence, Other)	If Control is Ownership Provide Percentage	Ultimate Controlling Entity(ies)/Person(s)	Is an SCA Filing Re-quired? (Yes/No)	*
		00000	93-2422578				Optum Behavioral Care of Virginia, Inc.	VA	NIA	Refresh Mental Health, Inc.	Ownership	100.000	UnitedHealth Group Incorporated	NO	
		00000	36-3437660				Optum Biometrics, Inc.	IL	NIA	OptumHealth Care Solutions, LLC	Ownership	100.000	UnitedHealth Group Incorporated	NO	
		00000	45-4770582				Optum Care Network of Indiana, LLC	IN	NIA	AHJ Target Holdings, LLC	Ownership	100.000	UnitedHealth Group Incorporated	NO	
		00000	45-3143218				Optum Care Networks, Inc.	DE	NIA	Collaborative Care Holdings, LLC	Ownership	100.000	UnitedHealth Group Incorporated	NO	
		00000	13-4138665				Optum Care of New York Management, Inc.	NY	NIA	Inspiris, Inc.	Ownership	100.000	UnitedHealth Group Incorporated	NO	
		00000	26-0683057				Optum Care Services Company	TN	NIA	Inspiris, Inc.	Ownership	100.000	UnitedHealth Group Incorporated	NO	
		00000	83-1959511				Optum Care, Inc.	DE	NIA	Collaborative Care Services, Inc.	Ownership	100.000	UnitedHealth Group Incorporated	NO	
		00000	75-2778455				Optum Clinic, P.A.	TX	NIA	Physician(s) Owned	Influence	0.000	UnitedHealth Group Incorporated	NO	1
		00000	88-1704725				Optum Clinics Holding Company, Inc.	DE	NIA	Collaborative Care Holdings, LLC	Ownership	100.000	UnitedHealth Group Incorporated	NO	
		00000	20-3253658				Optum Compounding Services, LLC	AZ	NIA	Optum Pharmacy 801, Inc.	Ownership	100.000	UnitedHealth Group Incorporated	NO	
		00000	46-1981651				Optum Digital Health Holdings, LLC	DE	NIA	Optum Services, Inc.	Ownership	100.000	UnitedHealth Group Incorporated	NO	
		00000	66-1026448				Optum Direct To Consumer, LLC	DE	NIA	RVO Health, LLC	Ownership	100.000	UnitedHealth Group Incorporated	NO	
		00000	47-0858530				Optum Everycare, P.C.	PR	NIA	Physician(s) Owned	Influence	0.000	UnitedHealth Group Incorporated	NO	1
		00000	47-0858530				Optum Financial, Inc.	DE	NIA	OptumHealth Holdings, LLC	Ownership	100.000	UnitedHealth Group Incorporated	NO	
		00000	47-3146510				Optum Frontier Therapies Commercial Services, Inc.	DE	NIA	Optum Frontier Therapies Holdings, LLC	Ownership	100.000	UnitedHealth Group Incorporated	NO	
		00000	85-2786455				Optum Frontier Therapies Holdings, LLC	DE	NIA	Optum, Inc.	Ownership	100.000	UnitedHealth Group Incorporated	NO	
		00000	45-2532834				Optum Frontier Therapies II, LLC	NV	NIA	Optum Frontier Therapies Holdings, LLC	Ownership	100.000	UnitedHealth Group Incorporated	NO	
		00000	93-3335527				Optum Frontier Therapies Specialty Distribution, LLC	NV	NIA	Optum Frontier Therapies Holdings, LLC	Ownership	100.000	UnitedHealth Group Incorporated	NO	
		00000	45-2301399				Optum Frontier Therapies, LLC	MI	NIA	Optum Frontier Therapies Holdings, LLC	Ownership	100.000	UnitedHealth Group Incorporated	NO	
		00000	87-1335182				Optum Genomics, Inc.	DE	NIA	United HealthCare Services, Inc.	Ownership	100.000	UnitedHealth Group Incorporated	NO	
		00000	98-1103015				Optum Global Solutions (India) Private Limited	IND	NIA	UnitedHealth International, Inc.	Ownership	0.001	UnitedHealth Group Incorporated	NO	
		00000	98-1103015				Optum Global Solutions (India) Private Limited	IND	NIA	Optum Global Solutions International B.V.	Ownership	99.999	UnitedHealth Group Incorporated	NO	
		00000	98-1097776				Optum Global Solutions (Philippines), Inc.	PHL	NIA	Optum Global Solutions International B.V.	Ownership	99.993	UnitedHealth Group Incorporated	NO	
		00000	98-1201187				Optum Global Solutions Colombia S.A.S.	COL	NIA	Bordeaux UK Holdings II Limited	Ownership	100.000	UnitedHealth Group Incorporated	NO	
		00000	04-3574101				Optum Global Solutions International B.V.	NLD	NIA	Optum Technology, LLC	Ownership	100.000	UnitedHealth Group Incorporated	NO	
		00000	30-0226127				Optum Government Solutions, Inc.	DE	NIA	OptumInsight, Inc.	Ownership	100.000	UnitedHealth Group Incorporated	NO	
		00000	84-3719654				Optum Growth Partners Holdings, Inc.	DE	NIA	Optum, Inc.	Ownership	100.000	UnitedHealth Group Incorporated	NO	
		00000					Optum Growth Partners, LLC	DE	NIA	Optum Growth Partners Holdings, Inc.	Ownership	100.000	UnitedHealth Group Incorporated	NO	
		00000					Optum Health & Technology (Hong Kong) Limited	HKG	NIA	OptumHealth International B.V.	Ownership	100.000	UnitedHealth Group Incorporated	NO	
		00000	98-1095799				Optum Health & Technology (India) Private Limited	IND	NIA	United Behavioral Health	Ownership	0.001	UnitedHealth Group Incorporated	NO	
		00000	98-1095799				Optum Health & Technology (India) Private Limited	IND	NIA	OptumHealth International B.V.	Ownership	99.999	UnitedHealth Group Incorporated	NO	
		00000	98-1097886				Optum Health & Technology (Singapore) Pte. Ltd.	SGP	NIA	OptumHealth International B.V.	Ownership	100.000	UnitedHealth Group Incorporated	NO	
		00000	20-2149493				Optum Health & Technology (US), LLC	MO	NIA	OptumHealth Holdings, LLC	Ownership	100.000	UnitedHealth Group Incorporated	NO	
		00000	43-1747235				Optum Health & Technology Holdings (US), Inc.	MO	NIA	Optum, Inc.	Ownership	100.000	UnitedHealth Group Incorporated	NO	
		00000	98-1184561				Optum Health & Technology Serviços do Brasil Ltda.	BRA	NIA	OptumInsight, Inc.	Ownership	0.002	UnitedHealth Group Incorporated	NO	
		00000	98-1184561				Optum Health & Technology Serviços do Brasil Ltda.	BRA	NIA	Optum Global Solutions International B.V.	Ownership	99.998	UnitedHealth Group Incorporated	NO	
		00000	27-2309024				Optum Health Networks, Inc.	DE	NIA	Collaborative Care Holdings, LLC	Ownership	100.000	UnitedHealth Group Incorporated	NO	
		00000	46-2385459				Optum Health Plan of California	DE	NIA	OptumCare Holdings, LLC	Ownership	100.000	UnitedHealth Group Incorporated	NO	
		00000	98-1097921				Optum Health Services (Canada) Ltd.	CAN	NIA	Optum Health & Technology Holdings (US), Inc.	Ownership	100.000	UnitedHealth Group Incorporated	NO	

41.40

ANNUAL STATEMENT FOR THE YEAR 2023 OF THE UnitedHealthcare Plan of the River Valley, Inc.

SCHEDULE Y
PART 1A - DETAIL OF INSURANCE HOLDING COMPANY SYSTEM

1	2	3	4	5	6	7	8	9	10	11	12	13	14	15	16
Group Code	Group Name	NAIC Company Code	ID Number	Federal RSSD	CIK	Name of Securities Exchange if Publicly Traded (U.S. or International)	Names of Parent, Subsidiaries Or Affiliates	Domi-ciliary Location	Relation-ship to Reporting Entity	Directly Controlled by (Name of Entity/Person)	Type of Control (Ownership, Board, Management, Attorney-in-Fact, Influence, Other)	If Control is Ownership Provide Percentage	Ultimate Controlling Entity(ies)/Person(s)	Is an SCA Filing Re-quired? (Yes/No)	*
		00000	98-1406274				Optum Health Solutions (Australia) Pty Ltd	.AUS	NIA	Optum UK Solutions Group Limited Optum Operations (Ireland) Unlimited	Ownership	100.000	UnitedHealth Group Incorporated	NO	
		00000	98-1147355				Optum Health Solutions (Ireland) Limited	.IRL	NIA	Optum UK Solutions Group Limited	Ownership	100.000	UnitedHealth Group Incorporated	NO	
		00000	58-2068880				Optum Healthcare of Illinois, Inc.	.GA	NIA	Optum Women's and Children's Health, LLC	Ownership	100.000	UnitedHealth Group Incorporated	NO	
		00000	20-0212381				Optum Hospice Pharmacy Services, LLC	.DE	NIA	OptumRx Health Solutions, LLC	Ownership	100.000	UnitedHealth Group Incorporated	NO	
		00000	93-4258544				Optum Infusion Clinic, LLC	.AZ	NIA	Optum, Inc.	Ownership	100.000	UnitedHealth Group Incorporated	NO	
		00000	11-2997132				Optum Infusion Services 100, Inc.	.NY	NIA	Optum Infusion Services 500, Inc.	Ownership	100.000	UnitedHealth Group Incorporated	NO	
		00000	11-3485985				Optum Infusion Services 101, Inc.	.NY	NIA	Optum Infusion Services 100, Inc.	Ownership	100.000	UnitedHealth Group Incorporated	NO	
		00000	27-1533840				Optum Infusion Services 103, LLC	.DE	NIA	Serquinox Holdings LLC	Ownership	100.000	UnitedHealth Group Incorporated	NO	
		00000	57-0861358				Optum Infusion Services 200, Inc.	.SC	NIA	Ambient Healthcare, Inc.	Ownership	100.000	UnitedHealth Group Incorporated	NO	
		00000	55-0802777				Optum Infusion Services 201, Inc.	.FL	NIA	Ambient Healthcare, Inc.	Ownership	100.000	UnitedHealth Group Incorporated	NO	
		00000	20-4881413				Optum Infusion Services 202, Inc.	.FL	NIA	Ambient Healthcare, Inc.	Ownership	100.000	UnitedHealth Group Incorporated	NO	
		00000	33-1012700				Optum Infusion Services 203, Inc.	.FL	NIA	Ambient Healthcare, Inc.	Ownership	100.000	UnitedHealth Group Incorporated	NO	
		00000	55-0802774				Optum Infusion Services 204, Inc.	.FL	NIA	Ambient Healthcare, Inc.	Ownership	100.000	UnitedHealth Group Incorporated	NO	
		00000	26-3738273				Optum Infusion Services 205, Inc.	.FL	NIA	Ambient Healthcare, Inc.	Ownership	100.000	UnitedHealth Group Incorporated	NO	
		00000	63-1284325				Optum Infusion Services 206, Inc.	.AL	NIA	Ambient Healthcare, Inc.	Ownership	100.000	UnitedHealth Group Incorporated	NO	
		00000	63-0964525				Optum Infusion Services 207, Inc.	.AL	NIA	Optum Infusion Services 206, Inc.	Ownership	100.000	UnitedHealth Group Incorporated	NO	
		00000	20-4963945				Optum Infusion Services 208, Inc.	.NC	NIA	Ambient Healthcare, Inc.	Ownership	100.000	UnitedHealth Group Incorporated	NO	
		00000	55-0802779				Optum Infusion Services 209, Inc.	.GA	NIA	Ambient Healthcare, Inc.	Ownership	100.000	UnitedHealth Group Incorporated	NO	
		00000	75-2196224				Optum Infusion Services 301, LP	.OK	NIA	Optum Infusion Services 500, Inc.	Ownership	99.950	UnitedHealth Group Incorporated	NO	
		00000	75-2196224				Optum Infusion Services 301, LP	.OK	NIA	Optum Infusion Services 305, LLC	Ownership	0.050	UnitedHealth Group Incorporated	NO	
		00000	27-0668812				Optum Infusion Services 302, LLC	.NE	NIA	Optum Infusion Services 500, Inc.	Ownership	100.000	UnitedHealth Group Incorporated	NO	
		00000	26-2565032				Optum Infusion Services 305, LLC	.DE	NIA	Optum Infusion Services 500, Inc.	Ownership	100.000	UnitedHealth Group Incorporated	NO	
		00000	20-3741084				Optum Infusion Services 308, LLC	.AZ	NIA	SCP Specialty Infusion, LLC	Ownership	100.000	UnitedHealth Group Incorporated	NO	
		00000	02-0653265				Optum Infusion Services 401, LLC	.CA	NIA	SCP Specialty Infusion, LLC	Ownership	100.000	UnitedHealth Group Incorporated	NO	
		00000	26-4312858				Optum Infusion Services 402, LLC	.CA	NIA	SCP Specialty Infusion, LLC	Ownership	100.000	UnitedHealth Group Incorporated	NO	
		00000	47-0941801				Optum Infusion Services 403, LLC	.CA	NIA	SCP Specialty Infusion, LLC	Ownership	100.000	UnitedHealth Group Incorporated	NO	
		00000	93-1103256				Optum Infusion Services 404, LLC	.OR	NIA	SCP Specialty Infusion, LLC	Ownership	100.000	UnitedHealth Group Incorporated	NO	
		00000	27-3918706				Optum Infusion Services 500, Inc.	.DE	NIA	AxelaCare, LLC	Ownership	100.000	UnitedHealth Group Incorporated	NO	
		00000	84-2822134				Optum Infusion Services 501, Inc.	.DE	NIA	Optum Infusion Services 500, Inc.	Ownership	100.000	UnitedHealth Group Incorporated	NO	
		00000	01-0808529				Optum Infusion Services 550, LLC	.CT	NIA	Diplomat Blocker, LLC	Ownership	100.000	UnitedHealth Group Incorporated	NO	
		00000	04-3041221				Optum Infusion Services 551, LLC	.CT	NIA	Diplomat Pharmacy, Inc.	Ownership	100.000	UnitedHealth Group Incorporated	NO	
		00000	02-0651651				Optum Infusion Services 553, LLC	.NC	NIA	Diplomat Pharmacy, Inc.	Ownership	100.000	UnitedHealth Group Incorporated	NO	
		00000	46-3275933				Optum Infusion Services 554, Inc.	.NY	NIA	Diplomat Pharmacy, Inc.	Ownership	100.000	UnitedHealth Group Incorporated	NO	
.0707	UnitedHealth Group Incorporated	69647	31-0628424				Optum Insurance of Ohio, Inc.	.OH	.IA	OptumRx PBM of Maryland, LLC	Ownership	100.000	UnitedHealth Group Incorporated	NO	
		00000	46-1615964				Optum Labs Topaz, Inc.	.DE	NIA	Optum, Inc.	Ownership	100.000	UnitedHealth Group Incorporated	NO	
		00000					Optum Labs, Inc.	.PHL	NIA	Optum Labs, LLC	Ownership	99.992	UnitedHealth Group Incorporated	NO	
		00000	80-0315079				Optum Labs, LLC	.DE	NIA	United HealthCare Services, Inc.	Ownership	100.000	UnitedHealth Group Incorporated	NO	
		00000	98-1209730				Optum Life Sciences (Canada) Inc.	.CAN	NIA	OptumInsight Life Sciences, Inc.	Ownership	100.000	UnitedHealth Group Incorporated	NO	
		00000	98-1098190				Optum Management Consulting (Shanghai) Co., Ltd.	.CHN	NIA	Optum Health & Technology Holdings (US), Inc.	Ownership	100.000	UnitedHealth Group Incorporated	NO	
		00000	22-3624559				Optum Medical Care of New Jersey, P.C.	.NJ	NIA	Physician(s) Owned	Influence	0.000	UnitedHealth Group Incorporated	NO	1
		00000	13-3544120				Optum Medical Care, P.C.	.NY	NIA	Physician(s) Owned	Influence	0.000	UnitedHealth Group Incorporated	NO	1
		00000	88-0310956				Optum Medical Group (Rhodes), P.C.	.NV	NIA	Physician(s) Owned	Influence	0.000	UnitedHealth Group Incorporated	NO	1
		00000	86-0857176				Optum Medical Group II (Rhodes), P.C.	.NV	NIA	Physician(s) Owned	Influence	0.000	UnitedHealth Group Incorporated	NO	1
		00000	46-2662506				Optum Medical Group, P.A.	.KS	NIA	Physician(s) Owned	Influence	0.000	UnitedHealth Group Incorporated	NO	1
		00000	30-0826311				Optum Medical Services of California, P.C.	.CA	NIA	Physician(s) Owned	Influence	0.000	UnitedHealth Group Incorporated	NO	1
		00000	45-5424191				Optum Medical Services of Colorado, P.C.	.CO	NIA	Physician(s) Owned	Influence	0.000	UnitedHealth Group Incorporated	NO	1

ANNUAL STATEMENT FOR THE YEAR 2023 OF THE UnitedHealthcare Plan of the River Valley, Inc.

SCHEDULE Y

PART 1A - DETAIL OF INSURANCE HOLDING COMPANY SYSTEM

1	2	3	4	5	6	7	8	9	10	11	12	13	14	15	16
Group Code	Group Name	NAIC Company Code	ID Number	Federal RSSD	CIK	Name of Securities Exchange if Publicly Traded (U.S. or International)	Names of Parent, Subsidiaries Or Affiliates	Domiciliary Location	Relationship to Reporting Entity	Directly Controlled by (Name of Entity/Person)	Type of Control (Ownership, Board, Management, Attorney-in-Fact, Influence, Other)	If Control is Ownership Provide Percentage	Ultimate Controlling Entity(ies)/Person(s)	Is an SCA Filing Required? (Yes/No)	*
0707	UnitedHealth Group Incorporated	00000	45-3866363				Optum Medical Services, P.C.	NC	NIA	Physician(s) Owned	Influence	0.000	UnitedHealth Group Incorporated	NO	1
		11068	30-0029448				Optum Networks of New Jersey, Inc.	DE	IA	OrthoNet Holdings, Inc.	Ownership	100.000	UnitedHealth Group Incorporated	NO	
		00000	58-1873062				Optum of New York, Inc.	NY	NIA	Optum Women's and Children's Health, LLC	Ownership	100.000	UnitedHealth Group Incorporated	NO	
							Optum Operations (Ireland) Unlimited Company								
		00000	98-1097761					IRL	NIA	UHC Finance (Ireland) Limited	Ownership	100.000	UnitedHealth Group Incorporated	NO	
		00000	85-3355553				Optum Oregon MSO, LLC	DE	NIA	Collaborative Care Holdings, LLC	Ownership	100.000	UnitedHealth Group Incorporated	NO	
										Optum Specialty Distribution Holdings, LLC					
		00000	93-2785584				Optum Packaging Services, LLC	DE	NIA		Ownership	100.000	UnitedHealth Group Incorporated	NO	
		00000	88-0934943				Optum Peak Endoscopy Center, LLC	DE	NIA	Optum SCA CS JV Holdings, LLC	Ownership	51.000	UnitedHealth Group Incorporated	NO	
		00000	45-3629080				Optum Perks LLC	DE	NIA	RVO Health, LLC	Ownership	100.000	UnitedHealth Group Incorporated	NO	
		00000	87-1235240				Optum Pharma Services Holdings, Inc.	DE	NIA	Optum, Inc.	Ownership	100.000	UnitedHealth Group Incorporated	NO	
		00000	82-4030553				Optum Pharmacy 700, LLC	DE	NIA	OptumRx Administrative Services, LLC	Ownership	100.000	UnitedHealth Group Incorporated	NO	
		00000	84-2827343				Optum Pharmacy 701, LLC	DE	NIA	OptumRx Administrative Services, LLC	Ownership	100.000	UnitedHealth Group Incorporated	NO	
		00000	46-2731176				Optum Pharmacy 702, LLC	IN	NIA	OptumRx PBM of Illinois, Inc.	Ownership	100.000	UnitedHealth Group Incorporated	NO	
		00000	20-2719823				Optum Pharmacy 704, Inc.	TX	NIA	BriovaRx of Florida, Inc.	Ownership	100.000	UnitedHealth Group Incorporated	NO	
		00000	55-0824381				Optum Pharmacy 705, LLC	AL	NIA	BriovaRx of Maine, Inc.	Ownership	100.000	UnitedHealth Group Incorporated	NO	
		00000	74-3103518				Optum Pharmacy 706, Inc.	NY	NIA	Salveo Specialty Pharmacy, Inc.	Ownership	100.000	UnitedHealth Group Incorporated	NO	
		00000	20-4515146				Optum Pharmacy 707, Inc.	CA	NIA	Salveo Specialty Pharmacy, Inc.	Ownership	100.000	UnitedHealth Group Incorporated	NO	
		00000	13-4318552				Optum Pharmacy 801, Inc.	AZ	NIA	Apothecary Holdings, Inc.	Ownership	100.000	UnitedHealth Group Incorporated	NO	
		00000	20-4581265				Optum Public Sector Solutions, Inc.	DE	NIA	OptumInsight, Inc.	Ownership	100.000	UnitedHealth Group Incorporated	NO	
		00000	46-3328009				Optum Rocket, LLC	DE	NIA	OptumInsight, Inc.	Ownership	100.000	UnitedHealth Group Incorporated	NO	
		00000	87-2719650				Optum SCA CS JV Holdings, LLC	DE	NIA	SCA Colorado Springs Holdings, LLC	Ownership	30.000	UnitedHealth Group Incorporated	NO	
		00000	26-0543382				Optum Senior Services, LLC	AL	NIA	Optum Hospice Pharmacy Services, LLC	Ownership	100.000	UnitedHealth Group Incorporated	NO	
										Optum Operations (Ireland) Unlimited Company					
		00000	98-1307821				Optum Services (Ireland) Limited	IRL	NIA		Ownership	100.000	UnitedHealth Group Incorporated	NO	
		00000	66-0870003				Optum Services (Puerto Rico) LLC	PR	NIA	UnitedHealthcare International III B.V.	Ownership	100.000	UnitedHealth Group Incorporated	NO	
		00000	45-4683454				Optum Services, Inc.	DE	NIA	Optum, Inc.	Ownership	100.000	UnitedHealth Group Incorporated	NO	
										Optum Health & Technology Holdings (US), Inc.					
		00000	98-0644599				Optum Solutions UK Holdings Limited	GBR	NIA		Ownership	100.000	UnitedHealth Group Incorporated	NO	
		00000	88-0722620				Optum Specialty Distribution Holdings, LLC	NV	NIA	Optum, Inc.	Ownership	100.000	UnitedHealth Group Incorporated	NO	
										Optum Specialty Distribution Holdings, LLC					
		00000	88-4300788				Optum Specialty Distribution, LLC	DE	NIA		Ownership	100.000	UnitedHealth Group Incorporated	NO	
										Optum Specialty Distribution Holdings, LLC					
		00000	92-2947779				Optum Specialty Services, LLC	DE	NIA		Ownership	100.000	UnitedHealth Group Incorporated	NO	
		00000	46-5713629				Optum Technology, LLC	DE	NIA	OptumInsight, Inc.	Ownership	100.000	UnitedHealth Group Incorporated	NO	
		00000	98-1097769				Optum UK Solutions Group Limited	GBR	NIA	Optum Solutions UK Holdings Limited	Ownership	100.000	UnitedHealth Group Incorporated	NO	
		00000	46-1883579				Optum Urgent Care, PLLC	NY	NIA	ProHEALTH Care Associates, L.L.P.	Ownership	100.000	UnitedHealth Group Incorporated	NO	1
		00000	85-3725073				Optum Venture Global Partners II, LP	DE	NIA	Optum, Inc.	Ownership	99.000	UnitedHealth Group Incorporated	NO	
		00000	37-1890895				Optum Venture Global Partners, LP	DE	NIA	Optum, Inc.	Ownership	99.000	UnitedHealth Group Incorporated	NO	
		00000	83-2512708				Optum Venture Partners II, LP	DE	NIA	Optum, Inc.	Ownership	99.000	UnitedHealth Group Incorporated	NO	
		00000	85-3780733				Optum Venture Partners III, LP	DE	NIA	Optum, Inc.	Ownership	99.000	UnitedHealth Group Incorporated	NO	
		00000	93-2014325				Optum Venture Partners IV, LP	DE	NIA	Optum, Inc.	Ownership	99.000	UnitedHealth Group Incorporated	NO	
		00000	82-2483320				Optum Venture Partners, LP	DE	NIA	Optum, Inc.	Ownership	99.000	UnitedHealth Group Incorporated	NO	
		00000	85-0735012				Optum Washington Network, LLC	WA	NIA	Collaborative Care Holdings, LLC	Ownership	93.000	UnitedHealth Group Incorporated	NO	
		00000	58-2205984				Optum Women's and Children's Health, LLC	DE	NIA	My Wellness Solutions, LLC	Ownership	100.000	UnitedHealth Group Incorporated	NO	
		00000	30-0580620				Optum, Inc.	DE	NIA	United HealthCare Services, Inc.	Ownership	100.000	UnitedHealth Group Incorporated	NO	
		00000	46-3983926				Optum360 Services, Inc.	DE	NIA	Optum Rocket, LLC	Ownership	100.000	UnitedHealth Group Incorporated	NO	
		00000	82-3446942				Optum360 Solutions, LLC	DE	NIA	OptumInsight, Inc.	Ownership	100.000	UnitedHealth Group Incorporated	NO	
		00000	46-3328307				Optum360, LLC	DE	NIA	Optum Rocket, LLC	Ownership	96.005	UnitedHealth Group Incorporated	NO	
		00000	30-0940296				OptumCare ACO New Mexico, LLC	DE	NIA	OptumCare New Mexico, LLC	Ownership	100.000	UnitedHealth Group Incorporated	NO	

ANNUAL STATEMENT FOR THE YEAR 2023 OF THE UnitedHealthcare Plan of the River Valley, Inc.

SCHEDULE Y
PART 1A - DETAIL OF INSURANCE HOLDING COMPANY SYSTEM

1	2	3	4	5	6	7	8	9	10	11	12	13	14	15	16
Group Code	Group Name	NAIC Company Code	ID Number	Federal RSSD	CIK	Name of Securities Exchange if Publicly Traded (U.S. or International)	Names of Parent, Subsidiaries Or Affiliates	Domiciliary Location	Relationship to Reporting Entity	Directly Controlled by (Name of Entity/Person)	Type of Control (Ownership, Board, Management, Attorney-in-Fact, Influence, Other)	If Control is Ownership Provide Percentage	Ultimate Controlling Entity(ies)/Person(s)	Is an SCA Filing Required? (Yes/No)	*
		00000	83-3608739				OptumCare ACO West, LLC	DE	NIA	Collaborative Care Holdings, LLC	Ownership	100.000	UnitedHealth Group Incorporated	NO	
		00000	47-1422097				OptumCare Clinical Trials, LLC	DE	NIA	OptumCare Holdings, LLC	Ownership	100.000	UnitedHealth Group Incorporated	NO	
		00000	35-2597463				OptumCare Colorado ASC, LLC	CO	NIA	OptumCare Colorado, LLC	Ownership	100.000	UnitedHealth Group Incorporated	NO	
		00000	47-2218380				OptumCare Colorado Medical Group, LLC	CO	NIA	OptumCare Holdings Colorado, LLC	Ownership	100.000	UnitedHealth Group Incorporated	NO	
		00000	47-2196783				OptumCare Colorado, LLC	CO	NIA	OptumCare Management, LLC	Ownership	100.000	UnitedHealth Group Incorporated	NO	
		00000	26-1508741				OptumCare Endoscopy Center New Mexico, LLC	NM	NIA	OptumCare New Mexico, LLC	Ownership	100.000	UnitedHealth Group Incorporated	NO	
		00000	82-2227280				OptumCare Florida CI, LLC	DE	NIA	OptumCare Florida, LLC	Ownership	100.000	UnitedHealth Group Incorporated	NO	
		00000	87-0408859				OptumCare Florida, LLC	DE	NIA	OptumCare Holdings, LLC	Ownership	100.000	UnitedHealth Group Incorporated	NO	
		00000	30-0999065				OptumCare Holdings Colorado, LLC	CO	NIA	OptumCare Colorado, LLC	Ownership	85.000	UnitedHealth Group Incorporated	NO	
		00000	56-2592163				OptumCare Holdings, LLC	CA	NIA	Collaborative Care Holdings, LLC	Ownership	100.000	UnitedHealth Group Incorporated	NO	
		00000	95-4509662				OptumCare Management, LLC	CA	NIA	OptumCare Holdings, LLC	Ownership	100.000	UnitedHealth Group Incorporated	NO	
		00000	20-4043287				OptumCare New Mexico, LLC	DE	NIA	OptumCare Management, LLC	Ownership	100.000	UnitedHealth Group Incorporated	NO	
		00000	13-4138668				OptumCare New York IPA, Inc.	NY	NIA	Inspiris, Inc.	Ownership	100.000	UnitedHealth Group Incorporated	NO	
		00000	93-1306308				OptumCare Portland, LLC	OR	NIA	Physician(s) Owned	Influence	0.000	UnitedHealth Group Incorporated	NO	1
		00000	45-3462809				OptumCare South Florida, LLC	FL	NIA	OptumCare Management, LLC	Ownership	100.000	UnitedHealth Group Incorporated	NO	
		00000	92-0972076				OptumCare Specialty Practices Investments, LLC	DE	NIA	SC Affiliates, LLC	Ownership	100.000	UnitedHealth Group Incorporated	NO	
		00000	84-3504842				OptumCare Specialty Practices, LLC	DE	NIA	SC Affiliates, LLC	Ownership	100.000	UnitedHealth Group Incorporated	NO	
		00000	41-1591944				OptumHealth Care Solutions, LLC	DE	NIA	OptumInsight, Inc.	Ownership	100.000	UnitedHealth Group Incorporated	NO	
		00000	47-1192395				OptumHealth Holdings, LLC	DE	NIA	Optum, Inc.	Ownership	100.000	UnitedHealth Group Incorporated	NO	
		00000	98-1106868				OptumHealth International B.V.	MD	NIA	Catamaran S.á.r.l.	Ownership	100.000	UnitedHealth Group Incorporated	NO	
		00000					OptumInsight Holdings, LLC	DE	NIA	Optum, Inc.	Ownership	100.000	UnitedHealth Group Incorporated	NO	
		00000	04-3383745				OptumInsight Life Sciences, Inc.	DE	NIA	OptumInsight, Inc.	Ownership	100.000	UnitedHealth Group Incorporated	NO	
		00000					OptumInsight Provider Value Network ACO - NY, LLC	NY	NIA	OptumInsight, Inc.	Ownership	100.000	UnitedHealth Group Incorporated	NO	
		00000					OptumInsight Provider Value Network ACO, LLC	DE	NIA	OptumInsight, Inc.	Ownership	100.000	UnitedHealth Group Incorporated	NO	
		00000	93-1637574				OptumInsight, Inc.	DE	NIA	OptumInsight Holdings, LLC	Ownership	100.000	UnitedHealth Group Incorporated	NO	
		00000	41-1858498				OptumRx Administrative Services, LLC	TX	NIA	OptumRx Holdings I, LLC	Ownership	100.000	UnitedHealth Group Incorporated	NO	
		00000	75-2578509				OptumRx Discount Card Services, LLC	DE	NIA	RVO Health, LLC	Ownership	100.000	UnitedHealth Group Incorporated	NO	
		00000	31-1728846				OptumRx Group Holdings, Inc.	DE	NIA	Optum, Inc.	Ownership	100.000	UnitedHealth Group Incorporated	NO	
		00000	47-4734235				OptumRx Health Solutions, LLC	DE	NIA	OptumRx Administrative Services, LLC	Ownership	100.000	UnitedHealth Group Incorporated	NO	
		00000	46-0666840				OptumRx Holdings I, LLC	DE	NIA	OptumRx Group Holdings, Inc.	Ownership	100.000	UnitedHealth Group Incorporated	NO	
		00000	80-0870454				OptumRx Holdings, LLC	DE	NIA	Optum, Inc.	Ownership	100.000	UnitedHealth Group Incorporated	NO	
		00000	34-1472211				OptumRx Home Delivery of Ohio, LLC	OH	NIA	OptumRx Health Solutions, LLC	Ownership	100.000	UnitedHealth Group Incorporated	NO	
		00000	20-0151096				OptumRx NY IPA, Inc.	NY	NIA	OptumRx, Inc.	Ownership	100.000	UnitedHealth Group Incorporated	NO	
		00000	27-3419292				OptumRx of Pennsylvania, LLC	DE	NIA	OptumRx Health Solutions, LLC	Ownership	100.000	UnitedHealth Group Incorporated	NO	
		00000	11-2581812				OptumRx PBM of Illinois, Inc.	DE	NIA	OptumRx Administrative Services, LLC	Ownership	100.000	UnitedHealth Group Incorporated	NO	
		00000	88-0361447				OptumRx PBM of Maryland, LLC	NV	NIA	OptumRx Health Solutions, LLC	Ownership	100.000	UnitedHealth Group Incorporated	NO	
		00000	03-0592263				OptumRx PBM of Pennsylvania, LLC	PA	NIA	OptumRx of Pennsylvania, LLC	Ownership	100.000	UnitedHealth Group Incorporated	NO	
		00000	38-3693753				OptumRx PBM of Wisconsin, LLC	WI	NIA	OptumRx PBM of Illinois, Inc.	Ownership	100.000	UnitedHealth Group Incorporated	NO	
		00000	16-1767416				OptumRx PD of Pennsylvania, LLC	PA	NIA	OptumRx of Pennsylvania, LLC	Ownership	100.000	UnitedHealth Group Incorporated	NO	
		00000	88-0373347				OptumRx Pharmacy of Nevada, Inc.	NV	NIA	OptumRx Health Solutions, LLC	Ownership	100.000	UnitedHealth Group Incorporated	NO	
		00000	33-0441200				OptumRx, Inc.	CA	NIA	OptumRx Holdings, LLC	Ownership	100.000	UnitedHealth Group Incorporated	NO	
		00000	39-1974851				OptumServe Health Services, Inc.	WI	NIA	OptumHealth Holdings, LLC	Ownership	100.000	UnitedHealth Group Incorporated	NO	
		00000	52-2016292				OptumServe Technology Services, Inc.	MD	NIA	OptumInsight, Inc.	Ownership	100.000	UnitedHealth Group Incorporated	NO	
		00000	27-0435404				Oregon Health Care Group, LLC	OR	NIA	LHC Group, Inc.	Ownership	100.000	UnitedHealth Group Incorporated	NO	
		00000	27-3674492				Oregon Healthcare Resources, LLC	OR	NIA	OHR Physician Group, P.C.	Ownership	100.000	UnitedHealth Group Incorporated	NO	1
		00000	22-3883387				Oregon Outpatient Surgery Center, LLC	OR	NIA	Providence & SCA Off-Campus Holdings, LLC	Ownership	51.180	UnitedHealth Group Incorporated	NO	2

4143

ANNUAL STATEMENT FOR THE YEAR 2023 OF THE UnitedHealthcare Plan of the River Valley, Inc.

SCHEDULE Y
PART 1A - DETAIL OF INSURANCE HOLDING COMPANY SYSTEM

1	2	3	4	5	6	7	8	9	10	11	12	13	14	15	16
Group Code	Group Name	NAIC Company Code	ID Number	Federal RSSD	CIK	Name of Securities Exchange if Publicly Traded (U.S. or International)	Names of Parent, Subsidiaries Or Affiliates	Domiciliary Location	Relationship to Reporting Entity	Directly Controlled by (Name of Entity/Person)	Type of Control (Ownership, Board, Management, Attorney-in-Fact, Influence, Other)	If Control is Ownership Provide Percentage	Ultimate Controlling Entity(ies)/Person(s)	Is an SCA Filing Required? (Yes/No)	*
		00000	20-2404191				Oren Meyers, Ph.D., LLC	OH	NIA	OhioSolutions.org LLC	Ownership	100.000	UnitedHealth Group Incorporated	NO	
		00000	46-2742615				Orthology Inc.	DE	NIA	ProHEALTH Medical Management, LLC	Ownership	100.000	UnitedHealth Group Incorporated	NO	
		00000	13-3960641				OrthoNet Holdings, Inc.	DE	NIA	OptumHealth Care Solutions, LLC	Ownership	100.000	UnitedHealth Group Incorporated	NO	
		00000	13-3818652				OrthoNet LLC	NY	NIA	OrthoNet Holdings, Inc.	Ownership	100.000	UnitedHealth Group Incorporated	NO	
		00000	13-4025898				OrthoNet New York IPA, Inc.	NY	NIA	OrthoNet Holdings, Inc.	Ownership	100.000	UnitedHealth Group Incorporated	NO	
		00000	26-2884306				OrthoNet of the South, Inc.	DE	NIA	OrthoNet Holdings, Inc.	Ownership	100.000	UnitedHealth Group Incorporated	NO	
		00000	20-0221966				OrthoNet West, Inc.	DE	NIA	OrthoNet Holdings, Inc.	Ownership	100.000	UnitedHealth Group Incorporated	NO	
		00000	93-2394362				Orthopedic Center of Louisville, LLC	KY	NIA	SCA-Louisville Ortho, LLC	Ownership	100.000	UnitedHealth Group Incorporated	NO	
		00000	81-2594417				Orthopedic Surgery Center of Palm Beach County, LLC	FL	NIA	SCA-Palm Beach, LLC	Ownership	21.000	UnitedHealth Group Incorporated	NO	2
		00000	85-2357227				OrthoWest MSO, LLC	DE	NIA	OptumCare Specialty Practices, LLC	Ownership	50.000	UnitedHealth Group Incorporated	NO	
		00000	98-1284698				OSB - Tecnologia e Serviços de Suporte Lda.	BRA	NIA	Cemed Care - Empresa de Atendimento Clínico Geral Ltda.	Ownership	0.000	UnitedHealth Group Incorporated	NO	
		00000	98-1284698				OSB - Tecnologia e Serviços de Suporte Lda.	BRA	NIA	Amil Assistência Médica Internacional S.A.	Ownership	100.000	UnitedHealth Group Incorporated	NO	
		00000	41-1921007				Ovations, Inc.	DE	NIA	United HealthCare Services, Inc.	Ownership	100.000	UnitedHealth Group Incorporated	NO	
		00000	06-1587795				Oxford Benefit Management, Inc.	CT	NIA	Oxford Health Plans LLC	Ownership	100.000	UnitedHealth Group Incorporated	NO	
0707	UnitedHealth Group Incorporated	78026	22-2797560				Oxford Health Insurance, Inc.	NY	IA	UnitedHealthcare Insurance Company	Ownership	100.000	UnitedHealth Group Incorporated	NO	
0707	UnitedHealth Group Incorporated	96798	06-1181201				Oxford Health Plans (CT), Inc.	CT	IA	Oxford Health Plans LLC	Ownership	100.000	UnitedHealth Group Incorporated	NO	
0707	UnitedHealth Group Incorporated	95506	22-2745725				Oxford Health Plans (NJ), Inc.	NJ	IA	Oxford Health Plans LLC	Ownership	100.000	UnitedHealth Group Incorporated	NO	
0707	UnitedHealth Group Incorporated	95479	06-1181200				Oxford Health Plans (NY), Inc.	NY	IA	Oxford Health Plans LLC	Ownership	100.000	UnitedHealth Group Incorporated	NO	
		00000	52-2443751				Oxford Health Plans LLC	DE	NIA	UnitedHealth Group Incorporated	Ownership	100.000	UnitedHealth Group Incorporated	NO	
		00000	27-0008097				P2P Link, LLC	DE	NIA	SRPS, LLC	Ownership	100.000	UnitedHealth Group Incorporated	NO	
		00000	33-0704734				Pacific Cardiovascular Associates Medical Group, Inc.	CA	NIA	Surgical Care Affiliates, LLC	Influence	0.000	UnitedHealth Group Incorporated	NO	
		00000	75-2857077				Pacific Casualty Company, Inc.	HI	NIA	USHEALTH Group, Inc.	Ownership	100.000	UnitedHealth Group Incorporated	NO	
		00000	33-0704734				PacifiCare Life and Health Insurance Company								
0707	UnitedHealth Group Incorporated	70785	35-1137395				PacifiCare Life Assurance Company	IN	IA	United HealthCare Services, Inc.	Ownership	100.000	UnitedHealth Group Incorporated	NO	
0707	UnitedHealth Group Incorporated	84506	95-2829463				PacifiCare Life Assurance Company	CO	IA	United HealthCare Services, Inc.	Ownership	100.000	UnitedHealth Group Incorporated	NO	
0707	UnitedHealth Group Incorporated	95617	94-3267522				PacifiCare of Arizona, Inc.	AZ	IA	United HealthCare Services, Inc.	Ownership	100.000	UnitedHealth Group Incorporated	NO	
0707	UnitedHealth Group Incorporated	95434	84-1011378				PacifiCare of Colorado, Inc.	CO	IA	United HealthCare Services, Inc.	Ownership	100.000	UnitedHealth Group Incorporated	NO	
		00000	98-1444613				Pacifico S.A. Entidad Prestadora de Salud	PER	NIA	Empremédica S. A.	Ownership	50.000	UnitedHealth Group Incorporated	NO	
		00000	38-4089979				Palliative Care At Heart, LLC	SC	NIA	Louisiana Health Care Group, L.L.C.	Ownership	100.000	UnitedHealth Group Incorporated	NO	
		00000	85-1062549				Palmetto Express Company, LLC	DE	NIA	LHC Group, Inc.	Ownership	100.000	UnitedHealth Group Incorporated	NO	
		00000	72-1504648				Palmetto Express, L.L.C.	LA	NIA	Louisiana Health Care Group, L.L.C.	Ownership	100.000	UnitedHealth Group Incorporated	NO	
		00000	48-1255983				Panama City Surgery Center, LLC	FL	NIA	SVHS-SCA Florida JV, LLC	Ownership	53.351	UnitedHealth Group Incorporated	NO	
		00000	48-1255983				Panama City Surgery Center, LLC	FL	NIA	SCA-Panama City Holdings, LLC	Ownership	2.739	UnitedHealth Group Incorporated	NO	
		00000	45-1484375				Park Hill Surgery Center, LLC	TX	NIA	Surgical Care Affiliates, LLC	Influence	0.000	UnitedHealth Group Incorporated	NO	
		00000	20-2387587				Parker LP, LLC	NV	NIA	HealthSmart Benefits Management, LLC	Ownership	100.000	UnitedHealth Group Incorporated	NO	
		00000	20-4127100				Parkway Surgery Center, LLC	DE	NIA	WellSpan-SCA Holdings, LLC	Ownership	78.400	UnitedHealth Group Incorporated	NO	
		00000	62-1500185				Partial Hospital Systems, Inc.	TN	NIA	Refresh Mental Health, Inc.	Ownership	100.000	UnitedHealth Group Incorporated	NO	
		00000	20-1311030				Patient Access Limited	GBR	NIA	Egton Medical Information Systems Limited	Ownership	100.000	UnitedHealth Group Incorporated	NO	
		00000	27-0726569				Patient Care Associates, L.L.C.	NJ	NIA	SCA Englewood Holdings, LLC	Ownership	57.345	UnitedHealth Group Incorporated	NO	
		00000	61-1792273				Patient Care Connecticut, LLC	CT	NIA	Priority Care, Inc.	Ownership	100.000	UnitedHealth Group Incorporated	NO	
		00000	22-2170708				Patient Care HHA, LLC	CT	NIA	Priority Care, Inc.	Ownership	100.000	UnitedHealth Group Incorporated	NO	
		00000	20-1574433				Patient Care Medical Services, Inc.	NJ	NIA	Patient Care, Inc.	Ownership	100.000	UnitedHealth Group Incorporated	NO	
		00000	47-5126154				Patient Care New Jersey, Inc.	DE	NIA	Patient Care, Inc.	Ownership	100.000	UnitedHealth Group Incorporated	NO	
		00000	84-3060310				Patient Care of Hudson County, LLC	NJ	NIA	Patient Care New Jersey, Inc.	Ownership	100.000	UnitedHealth Group Incorporated	NO	
		00000	84-3060310				Patient Care Pennsylvania II, LLC	PA	NIA	Pennsylvania Health Care Group Holdings, LLC	Ownership	100.000	UnitedHealth Group Incorporated	NO	

ANNUAL STATEMENT FOR THE YEAR 2023 OF THE UnitedHealthcare Plan of the River Valley, Inc.

SCHEDULE Y
PART 1A - DETAIL OF INSURANCE HOLDING COMPANY SYSTEM

1	2	3	4	5	6	7	8	9	10	11	12	13	14	15	16
Group Code	Group Name	NAIC Company Code	ID Number	Federal RSSD	CIK	Name of Securities Exchange if Publicly Traded (U.S. or International)	Names of Parent, Subsidiaries Or Affiliates	Domi-ciliary Location	Relation-ship to Reporting Entity	Directly Controlled by (Name of Entity/Person)	Type of Control (Ownership, Board, Management, Attorney-in-Fact, Influence, Other)	If Control is Ownership Provide Percentage	Ultimate Controlling Entity(ies)/Person(s)	Is an SCA Filing Re-quired? (Yes/No)	*
		00000	37-1459396				Patient Care Pennsylvania, Inc.	DE	NIA	Patient Care, Inc.	Ownership	100.000	UnitedHealth Group Incorporated	NO	
		00000	22-2088938				Patient Care, Inc.	DE	NIA	AFAM Acquisition, LLC	Ownership	100.000	UnitedHealth Group Incorporated	NO	
		00000					Patient Platform Limited	GBR	NIA	EMIS Group Limited	Ownership	100.000	UnitedHealth Group Incorporated	NO	
		00000	55-0832250				Patient's Choice Homecare, LLC	CT	NIA	Bracor, Inc.	Ownership	100.000	UnitedHealth Group Incorporated	NO	
		00000	72-1513421				Patient's Choice Hospice and Palliative Care of Louisiana, L.L.C.	LA	NIA	Louisiana Health Care Group, L.L.C.	Ownership	67.000	UnitedHealth Group Incorporated	NO	
		00000	06-1778268				Patient's Choice Hospice, LLC	AR	NIA	Arkansas Health Care Group, LLC	Ownership	100.000	UnitedHealth Group Incorporated	NO	
		00000					Patrimonio Autónomo Nueva Clínica	COL	NIA	CDC Holdings Colombia S.A.S.	Ownership	9.940	UnitedHealth Group Incorporated	NO	
		00000					Patrimonio Autónomo Nueva Clínica	COL	NIA	Inverclinco S.A.S.	Ownership	65.330	UnitedHealth Group Incorporated	NO	
		00000					Patrimonio Autónomo Nueva Clínica	COL	NIA	Promotora Country S.A.	Ownership	0.230	UnitedHealth Group Incorporated	NO	
		00000					Patrimonio Autónomo Nueva Clínica	COL	NIA	Banmedica Internacional SpA	Ownership	9.590	UnitedHealth Group Incorporated	NO	
		00000	62-1451147				Payment Resolution Services, LLC	TN	NIA	OptumInsight, Inc.	Ownership	100.000	UnitedHealth Group Incorporated	NO	
		00000	75-2103975				PDX, Inc.	TX	NIA	eRx Network, LLC	Ownership	100.000	UnitedHealth Group Incorporated	NO	
		00000	84-2396811				PE Gastro Management, LLC	DE	NIA	PE Gastro MSO Holdings, LLC	Ownership	52.000	UnitedHealth Group Incorporated	NO	
		00000	84-2444910				PE Gastro MSO Holdings, LLC	DE	NIA	Physicians Endoscopy Intermediate Holdco, Inc.	Ownership	100.000	UnitedHealth Group Incorporated	NO	
		00000	27-4496894				PE Healthcare Associates, LLC	NY	NIA	Physicians Endoscopy, L.L.C.	Ownership	100.000	UnitedHealth Group Incorporated	NO	
		00000	81-4315098				PE New Jersey Holdco, LLC	NJ	NIA	Physicians Endoscopy, L.L.C.	Ownership	100.000	UnitedHealth Group Incorporated	NO	
		00000	91-1885912				Peninsula Psychological Center, Inc., P.S.	WA	NIA	Physician(s) Owned	Influence	0.000	UnitedHealth Group Incorporated	NO	1
		00000	27-5162879				Pennsylvania Health Care Group Holdings, LLC	PA	NIA	LHC Group, Inc.	Ownership	100.000	UnitedHealth Group Incorporated	NO	
		00000	30-0963243				Pennsylvania In-Home Healthcare Partnership-I, LLC	PA	NIA	In-Home Healthcare Partnership, LLC	Ownership	100.000	UnitedHealth Group Incorporated	NO	
		00000	38-4022040				Pennsylvania In-Home Healthcare Partnership-II, LLC	PA	NIA	In-Home Healthcare Partnership, LLC	Ownership	100.000	UnitedHealth Group Incorporated	NO	
		00000	32-0515193				Pennsylvania In-Home Healthcare Partnership-III, LLC	PA	NIA	In-Home Healthcare Partnership, LLC	Ownership	100.000	UnitedHealth Group Incorporated	NO	
		00000	82-2091703				Pennsylvania In-Home Partner-I, LLC	PA	NIA	Pennsylvania In-Home Healthcare Partnership-I, LLC	Ownership	100.000	UnitedHealth Group Incorporated	NO	
		00000	81-4811929				Pennsylvania In-Home Partner-II, LLC	PA	NIA	Pennsylvania In-Home Healthcare Partnership-II, LLC	Ownership	100.000	UnitedHealth Group Incorporated	NO	
		00000	82-3662886				Pennsylvania In-Home Partner-III, LLC	PA	NIA	Pennsylvania In-Home Healthcare Partnership-III, LLC	Ownership	100.000	UnitedHealth Group Incorporated	NO	
		00000	47-2429625				Penzo Enterprises, LLC	DE	NIA	OptumRx Holdings, LLC	Ownership	100.000	UnitedHealth Group Incorporated	NO	
0707	UnitedHealth Group Incorporated	13607	20-5662149				Peoples Health, Inc.	LA	IA	New Orleans Regional Physician Hospital Organization, L.L.C.	Ownership	100.000	UnitedHealth Group Incorporated	NO	
		00000	20-5608977				Perham Physical Therapy, LTD	MN	NIA	Orthology Inc.	Ownership	100.000	UnitedHealth Group Incorporated	NO	
		00000	58-1978405				Perimeter Center for Outpatient Surgery, L.P.	GA	NIA	SHC Atlanta, LLC	Ownership	46.834	UnitedHealth Group Incorporated	NO	2
		00000	38-2592367				Perspectives of Troy, P.C.	MI	NIA	Physician(s) Owned	Influence	0.000	UnitedHealth Group Incorporated	NO	1
		00000	26-3388826				Petersburg Home Care Services, LLC	DE	NIA	AFAM Holding Co II, LLC	Ownership	100.000	UnitedHealth Group Incorporated	NO	
		00000	81-4555910				PF2 IP LLC	DE	NIA	Change Healthcare Inc.	Ownership	100.000	UnitedHealth Group Incorporated	NO	
		00000	35-2578322				PF2 PST Services LLC	DE	NIA	Change Healthcare Inc.	Ownership	100.000	UnitedHealth Group Incorporated	NO	
		00000	47-2582247				PGC Acquisition Holdings, LLC	PA	NIA	Physicians Endoscopy, L.L.C.	Ownership	100.000	UnitedHealth Group Incorporated	NO	
		00000	47-2638657				PGC Endoscopy Center for Excellence, LLC	PA	NIA	Physicians Endoscopy, L.L.C.	Ownership	49.000	UnitedHealth Group Incorporated	NO	
		00000					PGH Global (Cayman) Limited	CYM	NIA	PGH Global, LLC	Ownership	100.000	UnitedHealth Group Incorporated	NO	
		00000	46-1722316				PGH Global, LLC	TX	NIA	UHC Holdings, Inc.	Ownership	100.000	UnitedHealth Group Incorporated	NO	
		00000					PGT Medical Group, Inc.	TX	NIA	KS Management Services, L.L.C.	Ownership	100.000	UnitedHealth Group Incorporated	NO	
		00000	82-5162940				Phoenix Mental Health and Wellness PLLC	AZ	NIA	Refresh Mental Health, Inc.	Ownership	100.000	UnitedHealth Group Incorporated	NO	
		00000	81-2902954				Physician Alliance of the Rockies, LLC	CO	NIA	New West Physicians, Inc.	Ownership	100.000	UnitedHealth Group Incorporated	NO	
		00000	30-0516435				Physician Partners Medical Group, Inc.	CA	NIA	Physician(s) Owned	Influence	0.000	UnitedHealth Group Incorporated	NO	1

ANNUAL STATEMENT FOR THE YEAR 2023 OF THE UnitedHealthcare Plan of the River Valley, Inc.

SCHEDULE Y
PART 1A - DETAIL OF INSURANCE HOLDING COMPANY SYSTEM

1	2	3	4	5	6	7	8	9	10	11	12	13	14	15	16
Group Code	Group Name	NAIC Company Code	ID Number	Federal RSSD	CIK	Name of Securities Exchange if Publicly Traded (U.S. or International)	Names of Parent, Subsidiaries Or Affiliates	Domiciliary Location	Relationship to Reporting Entity	Directly Controlled by (Name of Entity/Person)	Type of Control (Ownership, Board, Management, Attorney-in-Fact, Influence, Other)	If Control is Ownership Provide Percentage	Ultimate Controlling Entity(ies)/Person(s)	Is an SCA Filing Required? (Yes/No)	*
		00000	84-3476733				Physician United PLLC	AZ	NIA	Greater Phoenix Collaborative Care, P.C.	Ownership	100.000	UnitedHealth Group Incorporated	NO	1
		00000	47-4035828				Physicians Accountable Care of Kentucky LLC	KY	NIA	Imperium Health Management, LLC	Ownership	100.000	UnitedHealth Group Incorporated	NO	
		00000	47-4024935				Physicians Accountable Care, LLC	KY	NIA	Imperium Health Management, LLC	Ownership	100.000	UnitedHealth Group Incorporated	NO	
		00000	59-3438026				Physicians Day Surgery Center, LLC	FL	NIA	SCA-Naples, LLC	Ownership	51.000	UnitedHealth Group Incorporated	NO	
		00000	26-2239018				Physicians Endoscopy Intermediate Holdco, Inc.	DE	NIA	Endo Parent, Inc.	Ownership	100.000	UnitedHealth Group Incorporated	NO	
		00000	91-1882702				Physicians Endoscopy, L.L.C.	DE	NIA	Physicians Endoscopy Intermediate Holdco, Inc.	Ownership	100.000	UnitedHealth Group Incorporated	NO	
		00000	87-3997680				Physicians Health Choice of Texas, LLC	TX	NIA	KS Management Services, L.L.C.	Ownership	100.000	UnitedHealth Group Incorporated	NO	
0707	UnitedHealth Group Incorporated	11494	04-3677255				Physicians Health Plan of Maryland, Inc.	MD	NIA	United HealthCare Services, Inc.	Ownership	100.000	UnitedHealth Group Incorporated	NO	
		00000	52-1162824				Physicians Medical Group of San Jose, Inc.	CA	NIA	Shark Holdings, P.C.	Ownership	100.000	UnitedHealth Group Incorporated	NO	1
		00000	86-2631012				Physicians Medical Holdings	CA	NIA	Shark Holdings, P.C.	Ownership	100.000	UnitedHealth Group Incorporated	NO	1
		00000	20-5071967				Physicians' Medical Center, LLC	IN	NIA	SCA AHN JV Holdings II, LLC	Ownership	53.392	UnitedHealth Group Incorporated	NO	
		00000	20-5170962				Physicians' Surgery Center of Downey, LLC	CA	NIA	SCA-Downey, LLC	Ownership	1.290	UnitedHealth Group Incorporated	NO	
		00000	20-5170962				Physicians' Surgery Center of Downey, LLC	CA	NIA	SCA-AppleCare Partners, LLC	Ownership	59.998	UnitedHealth Group Incorporated	NO	
		00000	64-0938601				Piayune HomeCare, LLC	MS	NIA	Mississippi Health Care Group, LLC	Ownership	100.000	UnitedHealth Group Incorporated	NO	
		00000	87-3931756				Pilot Holdings, P.C.	CA	NIA	Physician(s) Owned	Influence	0.000	UnitedHealth Group Incorporated	NO	1
		00000	84-1498816				Pinnacle Health Partnership LLP	GBR	NIA	EMIS Group Limited	Ownership	100.000	UnitedHealth Group Incorporated	NO	
		00000	33-0795271				Pinnacle III, LLC	CO	NIA	SCA Pinnacle Holdings, LLC	Ownership	100.000	UnitedHealth Group Incorporated	NO	
		00000	33-0795271				Pinnacle Medical Group, Inc.	CA	NIA	Pilot Holdings, P.C.	Ownership	100.000	UnitedHealth Group Incorporated	NO	1
		00000	98-1388873				Pinnacle Systems Management Limited	GBR	NIA	EMIS Group Limited	Ownership	100.000	UnitedHealth Group Incorporated	NO	
		00000	98-1388873				Plano de Saude Ana Costa Ltda.	BRA	NIA	Santos Administração e Participações S.A.	Ownership	25.140	UnitedHealth Group Incorporated	NO	
		00000	46-0910182				Platejey, LLC	DE	NIA	Healthline Media, LLC	Ownership	100.000	UnitedHealth Group Incorporated	NO	
		00000	66-0742844				Plus One Health Management Puerto Rico, Inc.	PRI	NIA	Plus One Holdings, Inc.	Ownership	100.000	UnitedHealth Group Incorporated	NO	
		00000	13-3613705				Plus One Holdings, Inc.	DE	NIA	OptumHealth Care Solutions, LLC	Ownership	100.000	UnitedHealth Group Incorporated	NO	
		00000	93-4588165				PNC-SCA Holdings, LLC	DE	NIA	Physicians Endoscopy, L.L.C.	Ownership	51.000	UnitedHealth Group Incorporated	NO	
		00000	80-0670247				PMI Acquisition, LLC	DE	NIA	Progressive Enterprises Holdings, Inc.	Ownership	100.000	UnitedHealth Group Incorporated	NO	
		00000	59-3166848				PMSI Settlement Solutions, LLC	FL	NIA	Tmesys, LLC	Ownership	100.000	UnitedHealth Group Incorporated	NO	
		00000	56-2422696				PMSI, LLC	FL	NIA	Tmesys, LLC	Ownership	100.000	UnitedHealth Group Incorporated	NO	
		00000	98-1083164				Polar II Fundo de Investimento em Participações Multiestratégia	BRA	NIA	UnitedHealthcare International IV S.á r.l.	Ownership	100.000	UnitedHealth Group Incorporated	NO	
		00000	47-5563948				Polo Holdco, LLC	DE	NIA	Collaborative Care Holdings, LLC	Ownership	100.000	UnitedHealth Group Incorporated	NO	
		00000	83-3042027				Polyclinic Holdings, P.C.	WA	NIA	Physician(s) Owned	Influence	0.000	UnitedHealth Group Incorporated	NO	1
		00000	46-0508606				POLYCLINIC MANAGEMENT SERVICES COMPANY, LLC	WA	NIA	The Polyclinic, PLLC	Ownership	100.000	UnitedHealth Group Incorporated	NO	1
		00000	46-5415205				POMCO Network, Inc.	NY	NIA	POMCO, Inc.	Ownership	100.000	UnitedHealth Group Incorporated	NO	
		00000	15-0581348				POMCO, Inc.	NY	NIA	UMR, Inc.	Ownership	100.000	UnitedHealth Group Incorporated	NO	
		00000	33-0261822				Pomerado Outpatient Surgical Center, Inc.	CA	NIA	ASC Network, LLC	Ownership	100.000	UnitedHealth Group Incorporated	NO	
		00000	33-0752699				Pomerado Outpatient Surgical Center, L.P.	CA	NIA	Pomerado Outpatient Surgical Center, Inc.	Ownership	64.750	UnitedHealth Group Incorporated	NO	
		00000	20-4345976				Ponca City Home Care Services, LLC	OK	NIA	AF-CH-HH, LLC	Ownership	100.000	UnitedHealth Group Incorporated	NO	
		00000	30-0844501				Post-Acute Care Center for Research, LLC	DE	NIA	naviHealth, Inc.	Ownership	100.000	UnitedHealth Group Incorporated	NO	
		00000	26-3385581				Pottstown Home Care Services, LLC	DE	NIA	AFAM Holding Co, LLC	Ownership	100.000	UnitedHealth Group Incorporated	NO	
		00000	27-1454121				PPH Holdings, LLC	DE	NIA	Practice Partners in Healthcare, LLC	Ownership	100.000	UnitedHealth Group Incorporated	NO	
		00000	24-1453981				PPH Management Company, L.L.C.	DE	NIA	Practice Partners in Healthcare, LLC	Ownership	100.000	UnitedHealth Group Incorporated	NO	
		00000	26-4490039				PPH-Columbia, Inc.	DE	NIA	Practice Partners in Healthcare, LLC	Ownership	100.000	UnitedHealth Group Incorporated	NO	
		00000	76-0770414				Practice Partners in Healthcare, LLC	DE	NIA	SCA-Practice Partners Holdings, LLC	Ownership	100.000	UnitedHealth Group Incorporated	NO	

4146

ANNUAL STATEMENT FOR THE YEAR 2023 OF THE UnitedHealthcare Plan of the River Valley, Inc.

SCHEDULE Y
PART 1A - DETAIL OF INSURANCE HOLDING COMPANY SYSTEM

1	2	3	4	5	6	7	8	9	10	11	12	13	14	15	16
Group Code	Group Name	NAIC Company Code	ID Number	Federal RSSD	CIK	Name of Securities Exchange if Publicly Traded (U.S. or International)	Names of Parent, Subsidiaries Or Affiliates	Domi-ciliary Location	Relation-ship to Reporting Entity	Directly Controlled by (Name of Entity/Person)	Type of Control (Ownership, Board, Management, Attorney-in-Fact, Influence, Other)	If Control is Ownership Provide Percentage	Ultimate Controlling Entity(ies)/Person(s)	Is an SCA Filing Re-quired? (Yes/No)	*
.0707	UnitedHealth Group Incorporated	12756	20-3391186				Preferred Care Network of Florida, Inc.	FL	IA	United HealthCare Services, Inc.	Ownership	100.000	UnitedHealth Group Incorporated	NO	
.0707	UnitedHealth Group Incorporated	12155	01-0788576				Preferred Care Network, Inc.	FL	IA	United HealthCare Services, Inc.	Ownership	100.000	UnitedHealth Group Incorporated	NO	
		00000	65-0683927				Preferred Care Partners Holding, Corp.	FL	NIA	United HealthCare Services, Inc.	Ownership	100.000	UnitedHealth Group Incorporated	NO	
.0707	UnitedHealth Group Incorporated	11176	65-0885893				Preferred Care Partners, Inc.	FL	IA	Preferred Care Partners Holding, Corp.	Ownership	100.000	UnitedHealth Group Incorporated	NO	
		00000	41-1846481				PreferredOne Administrative Services, Inc.	MN	NIA	United HealthCare Services, Inc.	Ownership	100.000	UnitedHealth Group Incorporated	NO	
							PreferredOne Insurance Company	MN	IA	PreferredOne Administrative Services, Inc.	Ownership	100.000	UnitedHealth Group Incorporated	NO	
.0707	UnitedHealth Group Incorporated	11817	81-0625135				Premier Choice ACO, Inc.	CA	NIA	PrimeCare Medical Network, Inc.	Ownership	100.000	UnitedHealth Group Incorporated	NO	
		00000	75-3265059				Premier Surgery Center of Louisville, L.P.	TN	NIA	SCA Premier Surgery Center of Louisville, LLC	Ownership	51.000	UnitedHealth Group Incorporated	NO	
		00000	72-1378216				Preston Memorial HomeCare, LLC	WV	NIA	West Virginia Health Care Group, LLC	Ownership	100.000	UnitedHealth Group Incorporated	NO	
		00000	27-1446056				Prevention Healthcare Holdings, LLC	DE	NIA	RVO Health, LLC	Ownership	100.000	UnitedHealth Group Incorporated	NO	
		00000	88-2935371				Primary Care Associated Medical Group, Inc.	CA	NIA	NAMM Medical Group Holdings, Inc.	Ownership	100.000	UnitedHealth Group Incorporated	NO	1
		00000	33-0527335				Primary Care at Home of Louisiana II, LLC	LA	NIA	LHC Group, Inc.	Ownership	100.000	UnitedHealth Group Incorporated	NO	
		00000	82-1032626				Primary Care at Home of Louisiana III, LLC	LA	NIA	LHC Group, Inc.	Ownership	100.000	UnitedHealth Group Incorporated	NO	
		00000	82-2405320				Primary Care at Home of Louisiana IV, LLC	LA	NIA	LHC Group, Inc.	Ownership	100.000	UnitedHealth Group Incorporated	NO	
		00000	82-3253877				Primary Care at Home of Louisiana, LLC	LA	NIA	LHC Group, Inc.	Ownership	100.000	UnitedHealth Group Incorporated	NO	
		00000	81-3720899				Primary Care at Home of Maryland, LLC	MD	NIA	LHC Group, Inc.	Ownership	100.000	UnitedHealth Group Incorporated	NO	
		00000	81-2855404				Primary Care at Home of Tennessee, LLC	TN	NIA	LHC Group, Inc.	Ownership	100.000	UnitedHealth Group Incorporated	NO	
		00000	81-2883076				Primary Care at Home of West Virginia, LLC	WV	NIA	LHC Group, Inc.	Ownership	100.000	UnitedHealth Group Incorporated	NO	
		00000	82-2421087				Prime Health, Inc.	NV	NIA	Sierra Health Services, Inc.	Ownership	100.000	UnitedHealth Group Incorporated	NO	
		00000	88-0253112				PrimeCare Medical Network, Inc.	CA	NIA	NAMM Holdings, Inc.	Ownership	100.000	UnitedHealth Group Incorporated	NO	
		00000	33-0607478				PrimeCare of Citrus Valley, Inc.	CA	NIA	PrimeCare Medical Network, Inc.	Ownership	80.000	UnitedHealth Group Incorporated	NO	
		00000	87-0757397				PrimeCare of Corona, Inc.	CA	NIA	PrimeCare Medical Network, Inc.	Ownership	100.000	UnitedHealth Group Incorporated	NO	
		00000	33-0674407				PrimeCare of Hemet Valley, Inc.	CA	NIA	PrimeCare Medical Network, Inc.	Ownership	100.000	UnitedHealth Group Incorporated	NO	
		00000	33-0674401				PrimeCare of Inland Valley, Inc.	CA	NIA	PrimeCare Medical Network, Inc.	Ownership	100.000	UnitedHealth Group Incorporated	NO	
		00000	33-0674408				PrimeCare of Moreno Valley, Inc.	CA	NIA	PrimeCare Medical Network, Inc.	Ownership	100.000	UnitedHealth Group Incorporated	NO	
		00000	33-0674402				PrimeCare of Redlands, Inc.	CA	NIA	PrimeCare Medical Network, Inc.	Ownership	100.000	UnitedHealth Group Incorporated	NO	
		00000	33-0674400				PrimeCare of Riverside, Inc.	CA	NIA	PrimeCare Medical Network, Inc.	Ownership	100.000	UnitedHealth Group Incorporated	NO	
		00000	33-0674404				PrimeCare of San Bernardino, Inc.	CA	NIA	PrimeCare Medical Network, Inc.	Ownership	100.000	UnitedHealth Group Incorporated	NO	
		00000	14-1915328				PrimeCare of Sun City, Inc.	CA	NIA	PrimeCare Medical Network, Inc.	Ownership	100.000	UnitedHealth Group Incorporated	NO	
		00000	33-0698439				PrimeCare of Temecula, Inc.	CA	NIA	PrimeCare Medical Network, Inc.	Ownership	100.000	UnitedHealth Group Incorporated	NO	
		00000	83-0474005				Princeton Community HomeCare, LLC	WV	NIA	West Virginia Health Care Group, LLC	Ownership	67.000	UnitedHealth Group Incorporated	NO	
		00000	20-5081107				Princeton Home Health, LLC	AL	NIA	National Health Industries, Inc.	Ownership	100.000	UnitedHealth Group Incorporated	NO	
		00000	06-1482496				Priory Care, Inc.	CT	NIA	Patient Care, Inc.	Ownership	100.000	UnitedHealth Group Incorporated	NO	
		00000	93-1484998				Pro Surgery Center, LLC	DE	NIA	SCA-Pro Holdings, LLC	Ownership	100.000	UnitedHealth Group Incorporated	NO	
		00000	14-1873402				Procura Management, Inc.	DE	NIA	Healthcare Solutions, Inc.	Ownership	100.000	UnitedHealth Group Incorporated	NO	
		00000	27-4371197				Progressive Enterprises Holdings, Inc.	DE	NIA	OptumRx, Inc.	Ownership	100.000	UnitedHealth Group Incorporated	NO	
		00000	31-1192384				Progressive Medical, LLC	OH	NIA	PMI Acquisition, LLC	Ownership	100.000	UnitedHealth Group Incorporated	NO	
		00000	11-3447394				ProHEALTH Ambulatory Surgery Center, Inc.	NY	NIA	Physician(s) Owned	Influence	0.000	UnitedHealth Group Incorporated	NO	1
		00000	47-5656253				ProHEALTH Care Associates of New Jersey LLP	NJ	NIA	Physician(s) Owned	Influence	0.000	UnitedHealth Group Incorporated	NO	1
		00000	11-3355604				ProHEALTH Care Associates, L.L.P.	NY	NIA	ProHEALTH Medical NY, P.C.	Ownership	51.000	UnitedHealth Group Incorporated	NO	1
		00000	47-1049961				ProHEALTH Medical Management, LLC	DE	NIA	Collaborative Care Holdings, LLC	Ownership	100.000	UnitedHealth Group Incorporated	NO	
		00000	47-1388406				ProHEALTH Medical NY, P.C.	NY	NIA	Physician(s) Owned	Influence	0.000	UnitedHealth Group Incorporated	NO	1
		00000	45-5470737				ProHealth Physicians ACO, LLC	CT	NIA	ProHealth Physicians, Inc.	Ownership	100.000	UnitedHealth Group Incorporated	NO	
		00000	06-1446075				ProHealth Physicians, Inc.	CT	NIA	Polo Holcso, LLC	Ownership	100.000	UnitedHealth Group Incorporated	NO	
		00000	06-1469068				ProHealth Physicians, P.C.	CT	NIA	Physician(s) Owned	Influence	0.000	UnitedHealth Group Incorporated	NO	1
		00000	32-0455430				ProHealth Proton Center Management, LLC	DE	NIA	ProHEALTH Medical Management, LLC	Ownership	100.000	UnitedHealth Group Incorporated	NO	

ANNUAL STATEMENT FOR THE YEAR 2023 OF THE UnitedHealthcare Plan of the River Valley, Inc.

SCHEDULE Y
PART 1A - DETAIL OF INSURANCE HOLDING COMPANY SYSTEM

1	2	3	4	5	6	7	8	9	10	11	12	13	14	15	16
Group Code	Group Name	NAIC Company Code	ID Number	Federal RSSD	CIK	Name of Securities Exchange if Publicly Traded (U.S. or International)	Names of Parent, Subsidiaries Or Affiliates	Domi-ciliary Location	Relation-ship to Reporting Entity	Directly Controlled by (Name of Entity/Person)	Type of Control (Ownership, Board, Management, Attorney-in-Fact, Influence, Other)	If Control is Ownership Provide Percentage	Ultimate Controlling Entity(ies)/Person(s)	Is an SCA Filing Re-quired? (Yes/No)	*
		00000	47-5661535				ProHEALTH Urgent Care Medicine of New Jersey LLP	NJ	NIA	Physician(s) Owned	Influence	0.000	UnitedHealth Group Incorporated	NO	1
		00000					ProHealth/CareMount Dental Management, LLC	NY	NIA	CareMount Dental Member, LLC	Ownership	46.000	UnitedHealth Group Incorporated	NO	2
		00000					Promotora Country S.A.	COL	NIA	Banmedica S.A	Ownership	50.000	UnitedHealth Group Incorporated	NO	
		00000	22-3493126				Pronounced Health Solutions, Inc.	DE	NIA	My Wellness Solutions, LLC	Ownership	100.000	UnitedHealth Group Incorporated	NO	
		00000	98-1444638				Prosemedic S.A.C.	PER	NIA	Pacifico S.A. Entidad Prestadora de Salud	Ownership	80.000	UnitedHealth Group Incorporated	NO	
		00000	87-3489454				Prospero Benefits Management, LLC	DE	NIA	Prospero Management Services, LLC	Ownership	100.000	UnitedHealth Group Incorporated	NO	
		00000	87-3494611				Prospero Care Management, LLC	DE	NIA	Prospero Management Services, LLC	Ownership	100.000	UnitedHealth Group Incorporated	NO	
		00000	85-0775386				Prospero Health Partners Florida, Inc.	FL	NIA	Physician(s) Owned	Influence	0.000	UnitedHealth Group Incorporated	NO	1
		00000	82-2400620				Prospero Health Partners New York, P.C.	NY	NIA	Physician(s) Owned	Influence	0.000	UnitedHealth Group Incorporated	NO	1
		00000					Prospero Health Partners North Carolina, P.C.	NC	NIA	Physician(s) Owned	Influence	0.000	UnitedHealth Group Incorporated	NO	1
		00000	84-4569314				Prospero Health Partners, P.C.	MIN	NIA	Physician(s) Owned	Influence	0.000	UnitedHealth Group Incorporated	NO	1
		00000	84-3234753				Prospero Management Services, LLC	DE	NIA	Optum Growth Partners, LLC	Ownership	100.000	UnitedHealth Group Incorporated	NO	
		00000	83-4217561				Prospero Medical Services New Jersey, P.C.	NJ	NIA	Physician(s) Owned	Influence	0.000	UnitedHealth Group Incorporated	NO	1
		00000	84-3844362				Protechnic Exeter Limited	GBR	NIA	Egton Medical Information Systems Limited	Ownership	100.000	UnitedHealth Group Incorporated	NO	
		00000	82-3765555				Providence & SCA Off-Campus Holdings, LLC	DE	NIA	SCA-Portland, LLC	Ownership	40.000	UnitedHealth Group Incorporated	NO	2
		00000	82-3270499				Providence & SCA On-Campus Holdings, LLC	DE	NIA	SCA-Portland, LLC	Ownership	20.000	UnitedHealth Group Incorporated	NO	2
		00000					Proxemis Limited	GBR	NIA	Egton Medical Information Systems Limited	Ownership	50.000	UnitedHealth Group Incorporated	NO	
		00000	85-0921665				Psychiatry Services of New York, P.C.	NY	NIA	Physician(s) Owned	Influence	0.000	UnitedHealth Group Incorporated	NO	1
		00000	27-3409538				Psychiatry Specialists, S.C.	IL	NIA	Physician(s) Owned	Influence	0.000	UnitedHealth Group Incorporated	NO	1
		00000	16-1484552				Psychological Healthcare, PLLC	NY	NIA	Physician(s) Owned	Influence	0.000	UnitedHealth Group Incorporated	NO	1
		00000	46-3901920				QoL Acquisition Holdings Corp.	DE	NIA	Genoa Healthcare, Inc.	Ownership	100.000	UnitedHealth Group Incorporated	NO	
		00000	27-4189294				Queens Endoscopy ASC, LLC	NY	NIA	PE Healthcare Associates, LLC	Ownership	55.000	UnitedHealth Group Incorporated	NO	
		00000	62-1804707				R Cubed, Inc.	TN	NIA	naviHealth SM Holdings, Inc.	Ownership	100.000	UnitedHealth Group Incorporated	NO	
		00000	35-2493256				Rally Health, Inc.	DE	NIA	Optum Digital Health Holdings, LLC	Ownership	100.000	UnitedHealth Group Incorporated	NO	
		00000	84-3345858				Rapidus Billing Services, LLC	NY	NIA	Crystal Run Transformation Services, LLC	Ownership	100.000	UnitedHealth Group Incorporated	NO	
		00000	80-0947972				Real Appeal, LLC	DE	NIA	RVO Health, LLC	Ownership	100.000	UnitedHealth Group Incorporated	NO	
		00000	26-3385035				Red Bud Home Care Services, LLC	DE	NIA	Illinois Home Care Holdings, LLC	Ownership	1.000	UnitedHealth Group Incorporated	NO	
		00000	26-3385035				Red Bud Home Care Services, LLC	DE	NIA	AFAM Holding Co, LLC	Ownership	99.000	UnitedHealth Group Incorporated	NO	
		00000	20-0785644				Red Oak Counseling, Ltd.	WI	NIA	Physician(s) Owned	Influence	0.000	UnitedHealth Group Incorporated	NO	1
		00000	81-0627339				Red River HomeCare, L.L.C.	TX	NIA	Texas Health Care Group, L.L.C.	Ownership	100.000	UnitedHealth Group Incorporated	NO	
		00000	94-3115625				Redlands Ambulatory Surgery Center	CA	NIA	Redlands-SCA Surgery Centers, Inc.	Ownership	54.000	UnitedHealth Group Incorporated	NO	
		00000					Redlands Family Practice Medical Group, Inc.	CA	NIA	Physician(s) Owned	Influence	0.000	UnitedHealth Group Incorporated	NO	1
		00000	56-2627067				Redlands-SCA Surgery Centers, Inc.	CA	NIA	SC Affiliates, LLC	Ownership	100.000	UnitedHealth Group Incorporated	NO	
		00000	94-3115627				Refresh Canopy Cove, Inc.	FL	NIA	Physician(s) Owned	Influence	0.000	UnitedHealth Group Incorporated	NO	1
		00000	82-3603285				Refresh Connecticut, PLLC	CT	NIA	Physician(s) Owned	Influence	0.000	UnitedHealth Group Incorporated	NO	1
		00000	84-2663780				Refresh Evolve, LLC	WI	NIA	Physician(s) Owned	Influence	0.000	UnitedHealth Group Incorporated	NO	1
		00000	83-4507157				Refresh In-Home Counseling LLC	IL	NIA	Physician(s) Owned	Influence	0.000	UnitedHealth Group Incorporated	NO	1
		00000	82-5351068				Refresh Intermediate Holdings, Inc.	DE	NIA	Refresh Parent Holdings, Inc.	Ownership	100.000	UnitedHealth Group Incorporated	NO	
		00000	82-1945667				Refresh Kentucky, LLC	KY	NIA	Refresh Mental Health, Inc.	Ownership	100.000	UnitedHealth Group Incorporated	NO	
		00000	47-4241017				Refresh Management, LLC	DE	NIA	Refresh Mental Health, Inc.	Ownership	100.000	UnitedHealth Group Incorporated	NO	
		00000	82-1945238				Refresh Mental Health, Inc.	DE	NIA	Refresh Intermediate Holdings, Inc.	Ownership	100.000	UnitedHealth Group Incorporated	NO	
		00000	83-0697837				Refresh New Jersey Psych Health LLC	NJ	NIA	Refresh Mental Health, Inc.	Ownership	100.000	UnitedHealth Group Incorporated	NO	
		00000	82-1945585				Refresh Parent Holdings, Inc.	DE	NIA	Restore OMH Holdings, Inc.	Ownership	100.000	UnitedHealth Group Incorporated	NO	
		00000	84-1756547				Refresh Pennsylvania, LLC	PA	NIA	Physician(s) Owned	Influence	0.000	UnitedHealth Group Incorporated	NO	1
		00000	20-5251393				Reliant Medical Group The Endoscopy Center, LLC	MA	NIA	Reliant Medical Group, Inc.	Ownership	100.000	UnitedHealth Group Incorporated	NO	1

4148

ANNUAL STATEMENT FOR THE YEAR 2023 OF THE UnitedHealthcare Plan of the River Valley, Inc.

SCHEDULE Y
PART 1A - DETAIL OF INSURANCE HOLDING COMPANY SYSTEM

1	2	3	4	5	6	7	8	9	10	11	12	13	14	15	16
Group Code	Group Name	NAIC Company Code	ID Number	Federal RSSD	CIK	Name of Securities Exchange if Publicly Traded (U.S. or International)	Names of Parent, Subsidiaries Or Affiliates	Domi-ciliary Location	Relation-ship to Reporting Entity	Directly Controlled by (Name of Entity/Person)	Type of Control (Ownership, Board, Management, Attorney-in-Fact, Influence, Other)	If Control is Ownership Provide Percentage	Ultimate Controlling Entity(ies)/Person(s)	Is an SCA Filing Re-quired? (Yes/No)	*
		00000	04-2472266				Reliant Medical Group, Inc.	MA	NIA	Physician(s) Owned	Influence	0.000	UnitedHealth Group Incorporated	NO	1
		00000	82-3745100				Reliant MSO, LLC	DE	NIA	Collaborative Care Holdings, LLC	Ownership	100.000	UnitedHealth Group Incorporated	NO	
		00000	46-0558032				Research Surgical Center LLC	CO	NIA	PPH Holdings, LLC	Ownership	51.000	UnitedHealth Group Incorporated	NO	
		00000	86-2957267				Restore OMH Holdings, Inc.	DE	NIA	Restore OMH Intermediate Holdings, Inc.	Ownership	100.000	UnitedHealth Group Incorporated	NO	
		00000	86-2955057				Restore OMH Intermediate Holdings, Inc.	DE	NIA	OptumHealth Holdings, LLC	Ownership	100.000	UnitedHealth Group Incorporated	NO	
		00000	35-2508990				Rhode Island Health Care Group, LLC	RI	NIA	LHC Group, Inc.	Ownership	100.000	UnitedHealth Group Incorporated	NO	
		00000	33-0999953				RHCBT, Inc.	RI	NIA	Physician(s) Owned	Influence	0.000	UnitedHealth Group Incorporated	NO	1
		00000	57-1204158				Richardson Medical Center HomeCare, L.L.C.	LA	NIA	Louisiana Health Care Group, L.L.C.	Ownership	67.000	UnitedHealth Group Incorporated	NO	
		00000	46-0758315				River Valley ASC, LLC	CT	NIA	SCA-River Valley, LLC	Ownership	66.227	UnitedHealth Group Incorporated	NO	2
		00000	26-0802303				River West Home Care, LLC	DE	NIA	Louisiana HomeCare of Plaquemine, LLC	Ownership	100.000	UnitedHealth Group Incorporated	NO	
		00000	46-0504059				Rivercrest Home Health Care, Inc.	TX	NIA	Texas Health Care Group, L.L.C.	Ownership	100.000	UnitedHealth Group Incorporated	NO	
		00000	33-0055097				Riverside Community Healthplan Medical Group, Inc.	CA	NIA	NAMM Medical Group Holdings, Inc.	Ownership	100.000	UnitedHealth Group Incorporated	NO	1
		00000	26-2780183				Riverside Corporate Wellness, LLC	WI	NIA	United HealthCare Services, Inc.	Ownership	50.000	UnitedHealth Group Incorporated	NO	
		00000	20-3420379				Riverside Electronic Healthcare Resources, Inc.	CA	NIA	Riverside Community Healthplan Medical Group, Inc.	Ownership	100.000	UnitedHealth Group Incorporated	NO	1
		00000	32-0500242				Riverside Medical Management, LLC	DE	NIA	ProHEALTH Medical Management, LLC	Ownership	100.000	UnitedHealth Group Incorporated	NO	
		00000	83-2735771				Riverside Surgical Center of Meadowlands, LLC	NJ	NIA	SCA-Riverside Partners, LLC	Ownership	83.500	UnitedHealth Group Incorporated	NO	
		00000	83-2722082				Riverside Surgical Center of Newark, LLC	NJ	NIA	SCA-Riverside Partners, LLC	Ownership	99.000	UnitedHealth Group Incorporated	NO	
		00000	83-2722082				Riverside Surgical Center of Newark, LLC	NJ	NIA	Endoscopy Center Affiliates, Inc.	Ownership	1.000	UnitedHealth Group Incorporated	NO	
		00000	41-2219637				Roane HomeCare, LLC	WV	NIA	West Virginia Health Care Group, LLC	Ownership	100.000	UnitedHealth Group Incorporated	NO	
		00000	04-3713185				Rockville Eye Surgery Center, LLC	MD	NIA	SCA Palisades Holdings, LLC	Ownership	53.715	UnitedHealth Group Incorporated	NO	
		95482	84-0614905				Rocky Mountain Health Maintenance Organization, Incorporated	CO	IA	United HealthCare Services, Inc.	Ownership	100.000	UnitedHealth Group Incorporated	NO	
		00000	37-1832312				Rush Oak Brook Surgery Center, LLC	IL	NIA	SCA Rush Oak Brook Holdings, LLC	Ownership	10.000	UnitedHealth Group Incorporated	NO	2
		00000	88-1570490				RVO Health, LLC	DE	NIA	Solaris JV Holdings, Inc.	Ownership	17.173	UnitedHealth Group Incorporated	NO	
		00000	88-1570490				RVO Health, LLC	DE	NIA	United HealthCare Services, Inc.	Ownership	32.836	UnitedHealth Group Incorporated	NO	
		00000					RX Ricardo Campos Ltda.	BRA	NIA	S.A. Esho - Empresa de Serviços Hospitalares	Ownership	100.000	UnitedHealth Group Incorporated	NO	
		00000					RX Systems Limited	GBR	NIA	EMIS Group Limited	Ownership	100.000	UnitedHealth Group Incorporated	NO	
		00000	31-1487353				S&B Health Care, LLC	OH	NIA	Black Stone Operations, LLC	Ownership	100.000	UnitedHealth Group Incorporated	NO	
		00000	77-0398259				Saad A. Shakir, M.D., Inc.	CA	NIA	Physician(s) Owned	Influence	0.000	UnitedHealth Group Incorporated	NO	1
		00000	83-0521940				Sacred Heart ASC, LLC	FL	NIA	SVHS-SCA Florida JV, LLC	Ownership	61.125	UnitedHealth Group Incorporated	NO	2
		00000	33-0571462				Saddleback Medical Group, Inc.	CA	NIA	MH Physician Three Holdco, a Medical Corporation	Ownership	100.000	UnitedHealth Group Incorporated	NO	1
		00000					Saden S.A.	CHL	NIA	Clínica Dávila y Servicios Médicos S.p.A.	Ownership	0.077	UnitedHealth Group Incorporated	NO	
		00000					Saden S.A.	CHL	NIA	Banmedica S.A.	Ownership	99.923	UnitedHealth Group Incorporated	NO	
		00000	27-1976968				Salem Home Care, LLC	OR	NIA	Oregon Health Care Group, LLC	Ownership	100.000	UnitedHealth Group Incorporated	NO	
		00000	85-2734753				Salem JV Holdings, LLC	DE	NIA	Surgicare of Salem, LLC	Ownership	51.000	UnitedHealth Group Incorporated	NO	
		00000	74-2462470				Salem Surgery Center, LLC	OR	NIA	Salem JV Holdings, LLC	Ownership	51.000	UnitedHealth Group Incorporated	NO	
		00000	45-2219585				Salveo Specialty Pharmacy, Inc.	DE	NIA	OptumRx Administrative Services, LLC	Ownership	100.000	UnitedHealth Group Incorporated	NO	
		00000	95-3088615				San Bernardino Medical Group, Inc.	CA	NIA	NAMM Medical Group Holdings, Inc.	Ownership	100.000	UnitedHealth Group Incorporated	NO	1
		00000	77-0322251				San Diego Endoscopy Center	CA	NIA	Endoscopy Center Affiliates, Inc.	Ownership	35.000	UnitedHealth Group Incorporated	NO	2
		00000	27-3787593				Sand Lake SurgiCenter, LLC	FL	NIA	SCA-Sand Lake, LLC	Ownership	51.455	UnitedHealth Group Incorporated	NO	
		00000	27-3787593				Sand Lake SurgiCenter, LLC	FL	NIA	SC Affiliates, LLC	Ownership	5.363	UnitedHealth Group Incorporated	NO	
		00000					Santa Helena Assistência Médica S.A.	BRA	NIA	EIual Participações S.A.	Ownership	11.145	UnitedHealth Group Incorporated	NO	
		00000					Santa Helena Assistência Médica S.A.	BRA	NIA	Amil Assistência Médica Internacional S.A.	Ownership	88.855	UnitedHealth Group Incorporated	NO	

SCHEDULE Y

PART 1A - DETAIL OF INSURANCE HOLDING COMPANY SYSTEM

1	2	3	4	5	6	7	8	9	10	11	12	13	14	15	16
Group Code	Group Name	NAIC Company Code	ID Number	Federal RSSD	CIK	Name of Securities Exchange if Publicly Traded (U.S. or International)	Names of Parent, Subsidiaries Or Affiliates	Domi-ciliary Location	Relation-ship to Reporting Entity	Directly Controlled by (Name of Entity/Person)	Type of Control (Ownership, Board, Management, Attorney-in-Fact, Influence, Other)	If Control is Ownership Provide Percentage	Ultimate Controlling Entity(ies)/Person(s)	Is an SCA Filing Re-quired? (Yes/No)	*
		00000	47-126943				SCA Holdings, Inc.	CA	NIA	National Surgery Centers, LLC	Ownership	100.000	UnitedHealth Group Incorporated	NO	
		00000	92-0918870				SCA Houston Holdings, LLC	DE	NIA	SC Affiliates, LLC	Ownership	100.000	UnitedHealth Group Incorporated	NO	
		00000	92-0627856				SCA HRH Holdings, LLC	DE	NIA	SC Affiliates, LLC	Ownership	100.000	UnitedHealth Group Incorporated	NO	
		00000	45-4240475				SCA IEC Holdings, LLC	DE	NIA	SC Affiliates, LLC	Ownership	25.000	UnitedHealth Group Incorporated	NO	
		00000	45-4240475				SCA IEC Holdings, LLC	DE	NIA	SunSurgery, LLC	Ownership	25.000	UnitedHealth Group Incorporated	NO	
		00000	45-4240475				SCA IEC Holdings, LLC	DE	NIA	Surgery Center Holding, LLC	Ownership	25.000	UnitedHealth Group Incorporated	NO	
		00000	45-4240475				SCA IEC Holdings, LLC	DE	NIA	National Surgery Centers, LLC	Ownership	25.000	UnitedHealth Group Incorporated	NO	
		00000	45-2684108				SCA Indiana Holdings, LLC	DE	NIA	SC Affiliates, LLC	Ownership	25.000	UnitedHealth Group Incorporated	NO	
		00000	45-2684108				SCA Indiana Holdings, LLC	DE	NIA	SunSurgery, LLC	Ownership	25.000	UnitedHealth Group Incorporated	NO	
		00000	45-2684108				SCA Indiana Holdings, LLC	DE	NIA	Surgery Center Holding, LLC	Ownership	25.000	UnitedHealth Group Incorporated	NO	
		00000	45-2684108				SCA Indiana Holdings, LLC	DE	NIA	National Surgery Centers, LLC	Ownership	25.000	UnitedHealth Group Incorporated	NO	
		00000	92-3754586				SCA Jacksonville Holdings, LLC	DE	NIA	SC Affiliates, LLC	Ownership	100.000	UnitedHealth Group Incorporated	NO	
		00000	92-0859684				SCA Louisville, LLC	DE	NIA	SC Affiliates, LLC	Ownership	100.000	UnitedHealth Group Incorporated	NO	
		00000	85-2044403				SCA Lutheran Holdings, LLC	DE	NIA	SC Affiliates, LLC	Ownership	100.000	UnitedHealth Group Incorporated	NO	
		00000	85-3425387				SCA Maple Grove Holdings, LLC	DE	NIA	SC Affiliates, LLC	Ownership	49.000	UnitedHealth Group Incorporated	NO	2
		00000	87-3300578				SCA Murrells Inlet, LLC	DE	NIA	SC Affiliates, LLC	Ownership	100.000	UnitedHealth Group Incorporated	NO	
		00000	85-4043674				SCA Northern Utah Holdings, LLC	DE	NIA	SC Affiliates, LLC	Ownership	100.000	UnitedHealth Group Incorporated	NO	
		00000	85-2527319				SCA Northwest Holdings, LLC	DE	NIA	SC Affiliates, LLC	Ownership	100.000	UnitedHealth Group Incorporated	NO	
		00000	85-2065454				SCA Outside New Jersey, LLC	DE	NIA	SC Affiliates, LLC	Ownership	100.000	UnitedHealth Group Incorporated	NO	
		00000	27-1707364				SCA Pacific Holdings, Inc.	CA	NIA	SC Affiliates, LLC	Ownership	100.000	UnitedHealth Group Incorporated	NO	
		00000	87-2926385				SCA Pacific Surgery Holdings, LLC	DE	NIA	SC Affiliates, LLC	Ownership	100.000	UnitedHealth Group Incorporated	NO	
		00000	85-1370857				SCA Palisades Holdings, LLC	DE	NIA	SC Affiliates, LLC	Ownership	100.000	UnitedHealth Group Incorporated	NO	
		00000	92-3092899				SCA Pinehurst Holdings, LLC	DE	NIA	SC Affiliates, LLC	Ownership	100.000	UnitedHealth Group Incorporated	NO	
		00000	85-0817999				SCA Pinnacle Holdings, LLC	DE	NIA	SC Affiliates, LLC	Ownership	100.000	UnitedHealth Group Incorporated	NO	
		00000	72-1386840				SCA Premier Surgery Center of Louisville, LLC	DE	NIA	SC Affiliates, LLC	Ownership	58.428	UnitedHealth Group Incorporated	NO	
		00000					SCA Providence Holdings, LLC	DE	NIA	SC Affiliates, LLC	Ownership	100.000	UnitedHealth Group Incorporated	NO	
		00000	81-5211225				SCA Rockledge JV, LLC	DE	NIA	SCA-Merritt, LLC	Ownership	91.874	UnitedHealth Group Incorporated	NO	
		00000	81-5211225				SCA Rockledge JV, LLC	DE	NIA	Endoscopy Center Affiliates, Inc.	Ownership	1.000	UnitedHealth Group Incorporated	NO	
		00000	45-4252645				SCA ROCS Holdings, LLC	DE	NIA	SC Affiliates, LLC	Ownership	25.000	UnitedHealth Group Incorporated	NO	
		00000	45-4252645				SCA ROCS Holdings, LLC	DE	NIA	SunSurgery, LLC	Ownership	25.000	UnitedHealth Group Incorporated	NO	
		00000	45-4252645				SCA ROCS Holdings, LLC	DE	NIA	Surgery Center Holding, LLC	Ownership	25.000	UnitedHealth Group Incorporated	NO	
		00000	45-4252645				SCA ROCS Holdings, LLC	DE	NIA	National Surgery Centers, LLC	Ownership	25.000	UnitedHealth Group Incorporated	NO	
		00000	87-4302841				SCA Rush Oak Brook Holdings, LLC	DE	NIA	SC Affiliates, LLC	Ownership	100.000	UnitedHealth Group Incorporated	NO	
		00000	84-3689385				SCA Sage Medical MSO, LLC	DE	NIA	SCA Sage Medical, LLC	Ownership	26.000	UnitedHealth Group Incorporated	NO	2
		00000	84-3673924				SCA Sage Medical, LLC	DE	NIA	SC Affiliates, LLC	Ownership	100.000	UnitedHealth Group Incorporated	NO	
		00000	85-4002809				SCA South Ogden Holdings, LLC	DE	NIA	SC Affiliates, LLC	Ownership	100.000	UnitedHealth Group Incorporated	NO	
		00000	88-1497980				SCA Southwest Fort Wayne Holdings, LLC	DE	NIA	SC Affiliates, LLC	Ownership	25.000	UnitedHealth Group Incorporated	NO	
		00000	88-1497980				SCA Southwest Fort Wayne Holdings, LLC	DE	NIA	SunSurgery, LLC	Ownership	25.000	UnitedHealth Group Incorporated	NO	
		00000	88-1497980				SCA Southwest Fort Wayne Holdings, LLC	DE	NIA	Surgery Center Holding, LLC	Ownership	25.000	UnitedHealth Group Incorporated	NO	
		00000	88-1497980				SCA Southwest Fort Wayne Holdings, LLC	DE	NIA	National Surgery Centers, LLC	Ownership	25.000	UnitedHealth Group Incorporated	NO	
		00000	47-4928368				SCA Southwestern PA, LLC	DE	NIA	SC Affiliates, LLC	Ownership	100.000	UnitedHealth Group Incorporated	NO	
		00000	85-2786147				SCA Specialty Holdings of Connecticut, LLC	DE	NIA	SC Affiliates, LLC	Ownership	29.410	UnitedHealth Group Incorporated	NO	2
		00000	45-4266502				SCA SSSC Holdings, LLC	DE	NIA	SunSurgery, LLC	Ownership	25.000	UnitedHealth Group Incorporated	NO	
		00000	45-4266502				SCA SSSC Holdings, LLC	DE	NIA	SC Affiliates, LLC	Ownership	25.000	UnitedHealth Group Incorporated	NO	
		00000	45-4266502				SCA SSSC Holdings, LLC	DE	NIA	Surgery Center Holding, LLC	Ownership	25.000	UnitedHealth Group Incorporated	NO	
		00000	45-4266502				SCA SSSC Holdings, LLC	DE	NIA	National Surgery Centers, LLC	Ownership	25.000	UnitedHealth Group Incorporated	NO	
		00000	47-5038680				SCA Stonegate Holdings, LLC	DE	NIA	SCA Austin Holdings, LLC	Ownership	100.000	UnitedHealth Group Incorporated	NO	
		00000	26-2602268				SCA Surgery Holdings, LLC	DE	NIA	Surgical Care Affiliates, LLC	Ownership	100.000	UnitedHealth Group Incorporated	NO	

ANNUAL STATEMENT FOR THE YEAR 2023 OF THE UnitedHealthcare Plan of the River Valley, Inc.

SCHEDULE Y
PART 1A - DETAIL OF INSURANCE HOLDING COMPANY SYSTEM

1	2	3	4	5	6	7	8	9	10	11	12	13	14	15	16
Group Code	Group Name	NAIC Company Code	ID Number	Federal RSSD	CIK	Name of Securities Exchange if Publicly Traded (U.S. or International)	Names of Parent, Subsidiaries Or Affiliates	Domiciliary Location	Relationship to Reporting Entity	Directly Controlled by (Name of Entity/Person)	Type of Control (Ownership, Board, Management, Attorney-in-Fact, Influence, Other)	If Control is Ownership Provide Percentage	Ultimate Controlling Entity(ies)/Person(s)	Is an SCA Filing Required? (Yes/No)	*
		00000	75-2501088				SCA Surgicare of Laguna Hills, LLC	DE	NIA	Surgery Center Holding, LLC	Ownership	100.000	UnitedHealth Group Incorporated	NO	
		00000	92-1306353				SCA Total Holdings, LLC	DE	NIA	SC Affiliates, LLC	Ownership	100.000	UnitedHealth Group Incorporated	NO	
		00000	93-4391928				SCA Waterloo Holdings, LLC	DE	NIA	SC Affiliates, LLC	Ownership	100.000	UnitedHealth Group Incorporated	NO	
		00000	85-3263993				SCA West Health Holdings, LLC	DE	NIA	SC Affiliates, LLC	Ownership	100.000	UnitedHealth Group Incorporated	NO	
		00000	85-4150186				SCA Westgreen Holdings, LLC	DE	NIA	SC Affiliates, LLC	Ownership	68.628	UnitedHealth Group Incorporated	NO	
		00000	85-3491574				SCA Woodbury Holdings, LLC	DE	NIA	SC Affiliates, LLC	Ownership	49.000	UnitedHealth Group Incorporated	NO	2
		00000	74-2555097				SCA-Albuquerque Surgery Properties, Inc.	NM	NIA	SC Affiliates, LLC	Ownership	100.000	UnitedHealth Group Incorporated	NO	
		00000	47-1807383				SCA-Alliance, LLC	DE	NIA	SCA Surgery Holdings, LLC	Ownership	31.370	UnitedHealth Group Incorporated	NO	2
		00000	82-4763869				SCA-Anne Arundel, LLC	DE	NIA	SC Affiliates, LLC	Ownership	100.000	UnitedHealth Group Incorporated	NO	
		00000	83-2703057				SCA-AppleCare Partners, LLC	DE	NIA	SCA-Downey, LLC	Ownership	73.684	UnitedHealth Group Incorporated	NO	
		00000	82-3857984				SCA-Bethesda, LLC	DE	NIA	SC Affiliates, LLC	Ownership	54.222	UnitedHealth Group Incorporated	NO	
		00000	62-1530120				SCA-Blue Ridge, LLC	DE	NIA	SC Affiliates, LLC	Ownership	100.000	UnitedHealth Group Incorporated	NO	
		00000	83-1529292				SCA-Bonita Springs, LLC	DE	NIA	SC Affiliates, LLC	Ownership	95.078	UnitedHealth Group Incorporated	NO	
		00000	83-1529292				SCA-Bonita Springs, LLC	DE	NIA	Endoscopy Center Affiliates, Inc.	Ownership	1.000	UnitedHealth Group Incorporated	NO	
		00000	93-2557351				SCA-Boynton Beach, LLC	DE	NIA	SC Affiliates, LLC	Ownership	100.000	UnitedHealth Group Incorporated	NO	
		00000	88-4163925				SCA-Carlisbad Holdings, LLC	DE	NIA	SC Affiliates, LLC	Ownership	100.000	UnitedHealth Group Incorporated	NO	
		00000	83-1094012				SCA-Castle Rock, LLC	DE	NIA	SC Affiliates, LLC	Ownership	68.736	UnitedHealth Group Incorporated	NO	
		00000	47-1535510				SCA-Central Florida, LLC	DE	NIA	SC Affiliates, LLC	Ownership	31.370	UnitedHealth Group Incorporated	NO	2
		00000	58-1709758				SCA-Charleston, LLC	DE	NIA	SCA Surgery Holdings, LLC	Ownership	100.000	UnitedHealth Group Incorporated	NO	
		00000	82-4511713				SCA-Chatham, LLC	DE	NIA	SC Affiliates, LLC	Ownership	100.000	UnitedHealth Group Incorporated	NO	
		00000	81-3301058				SCA-Chey Chase, LLC	DE	NIA	SC Affiliates, LLC	Ownership	100.000	UnitedHealth Group Incorporated	NO	
		00000	62-1516306				SCA-Citrus, LLC	TN	NIA	SC Affiliates, LLC	Ownership	100.000	UnitedHealth Group Incorporated	NO	
		00000	83-1541326				SCA-Colonial Partners, LLC	DE	NIA	SCA-Ft. Myers, LLC	Ownership	69.698	UnitedHealth Group Incorporated	NO	
		00000	93-1047471				SCA-Colorado Springs, LLC	DE	NIA	SC Affiliates, LLC	Ownership	100.000	UnitedHealth Group Incorporated	NO	
		00000	83-1585952				SCA-Connecticut Partners, LLC	DE	NIA	SunSurgery, LLC	Ownership	29.410	UnitedHealth Group Incorporated	NO	2
		00000	47-4028383				SCA-Davenport, LLC	DE	NIA	SC Affiliates, LLC	Ownership	100.000	UnitedHealth Group Incorporated	NO	
		00000	84-2003112				SCA-Denver Physicians Holdings, LLC	DE	NIA	SCA-Denver, LLC	Ownership	51.000	UnitedHealth Group Incorporated	NO	
		00000	84-2997638				SCA-Denver, LLC	DE	NIA	SC Affiliates, LLC	Ownership	100.000	UnitedHealth Group Incorporated	NO	
		00000	82-1470227				SCA-Derry, LLC	DE	NIA	SC Affiliates, LLC	Ownership	78.873	UnitedHealth Group Incorporated	NO	
		00000	81-3734814				SCA-Doral, LLC	DE	NIA	SC Affiliates, LLC	Ownership	90.037	UnitedHealth Group Incorporated	NO	
		00000	83-3055579				SCA-Downey, LLC	DE	NIA	SC Affiliates, LLC	Ownership	100.000	UnitedHealth Group Incorporated	NO	
		00000	83-1093886				SCA-Dry Creek, LLC	DE	NIA	SC Affiliates, LLC	Ownership	100.000	UnitedHealth Group Incorporated	NO	
		00000	81-1594261				SCA-Dublin, LLC	DE	NIA	SC Affiliates, LLC	Ownership	100.000	UnitedHealth Group Incorporated	NO	
		00000	81-3301305				SCA-Encinitas, Inc.	DE	NIA	Surgical Health, LLC	Ownership	100.000	UnitedHealth Group Incorporated	NO	
		00000	62-1541235				SCA-Eugene, LLC	TN	NIA	SC Affiliates, LLC	Ownership	100.000	UnitedHealth Group Incorporated	NO	
		00000	83-2805878				SCA-First Coast, LLC	DE	NIA	SC Affiliates, LLC	Ownership	100.000	UnitedHealth Group Incorporated	NO	
		00000	62-1551099				SCA-Florence, LLC	DE	NIA	SC Affiliates, LLC	Ownership	100.000	UnitedHealth Group Incorporated	NO	
		00000	93-1067967				SCA-Fort Collins, Inc.	CO	NIA	SC Affiliates, LLC	Ownership	100.000	UnitedHealth Group Incorporated	NO	
		00000	62-1502719				SCA-Fort Walton, Inc.	TN	NIA	SC Affiliates, LLC	Ownership	100.000	UnitedHealth Group Incorporated	NO	
		00000	47-3641516				SCA-Franklin, LLC	DE	NIA	SC Affiliates, LLC	Ownership	100.000	UnitedHealth Group Incorporated	NO	
		00000	81-2727879				SCA-Frederick, LLC	DE	NIA	SC Affiliates, LLC	Ownership	100.000	UnitedHealth Group Incorporated	NO	
		00000	82-3535257				SCA-Freeway Holdings, LLC	DE	NIA	SC Affiliates, LLC	Ownership	100.000	UnitedHealth Group Incorporated	NO	
		00000	36-4907566				SCA-Ft. Myers, LLC	DE	NIA	SC Affiliates, LLC	Ownership	100.000	UnitedHealth Group Incorporated	NO	
		00000	62-1547690				SCA-Gainesville, LLC	DE	NIA	SC Affiliates, LLC	Ownership	100.000	UnitedHealth Group Incorporated	NO	
		00000	81-1956407				SCA-Gladiolus, LLC	DE	NIA	SC Affiliates, LLC	Ownership	79.619	UnitedHealth Group Incorporated	NO	
		00000	83-4156034				SCA-Glenwood Holdings, LLC	DE	NIA	Glenwood-SC, Inc.	Ownership	78.724	UnitedHealth Group Incorporated	NO	
		00000	82-1438326				SCA-Grants Pass, LLC	DE	NIA	SC Affiliates, LLC	Ownership	100.000	UnitedHealth Group Incorporated	NO	
		00000	81-2376695				SCA-Grove Place, LLC	DE	NIA	SC Affiliates, LLC	Ownership	55.244	UnitedHealth Group Incorporated	NO	
		00000	47-3466283				SCA-Hagerstown, LLC	DE	NIA	SC Affiliates, LLC	Ownership	100.000	UnitedHealth Group Incorporated	NO	

ANNUAL STATEMENT FOR THE YEAR 2023 OF THE UnitedHealthcare Plan of the River Valley, Inc.

SCHEDULE Y
PART 1A - DETAIL OF INSURANCE HOLDING COMPANY SYSTEM

1	2	3	4	5	6	7	8	9	10	11	12	13	14	15	16
Group Code	Group Name	NAIC Company Code	ID Number	Federal RSSD	CIK	Name of Securities Exchange if Publicly Traded (U.S. or International)	Names of Parent, Subsidiaries Or Affiliates	Domi-ciliary Loca-tion	Relation-ship to Reporting Entity	Directly Controlled by (Name of Entity/Person)	Type of Control (Ownership, Board, Management, Attorney-in-Fact, Influence, Other)	If Control is Ownership Provide Percentage	Ultimate Controlling Entity(ies)/Person(s)	Is an SCA Filing Re-quired? (Yes/No)	*
		00000	47-5229514				SCA-Hilton Head, LLC	DE	NIA	SC Affiliates, LLC	Ownership	100.000	UnitedHealth Group Incorporated	NO	
		00000	81-3445356				SCA-Houston Executive, LLC	DE	NIA	SC Affiliates, LLC	Ownership	100.000	UnitedHealth Group Incorporated	NO	
		00000	81-1666861				SCA-Illinois, LLC	DE	NIA	SCA Surgery Holdings, LLC	Ownership	100.000	UnitedHealth Group Incorporated	NO	
		00000	92-2191980				SCA-Imperial Point Holdings, LLC	DE	NIA	SC Affiliates, LLC	Ownership	100.000	UnitedHealth Group Incorporated	NO	
		00000	83-3090526				SCA-JPM Holdings, LLC	DE	NIA	SC Affiliates, LLC	Ownership	100.000	UnitedHealth Group Incorporated	NO	
		00000	93-3689232				SCA-Kendall Pointe, LLC	DE	NIA	SC Affiliates, LLC	Ownership	100.000	UnitedHealth Group Incorporated	NO	
		00000	83-1102109				SCA-Kissing Camels Holdings, LLC	DE	NIA	SCA Surgery Holdings, LLC	Ownership	100.000	UnitedHealth Group Incorporated	NO	
		00000	93-2311282				SCA-Louisville Ortho, LLC	DE	NIA	SC Affiliates, LLC	Ownership	100.000	UnitedHealth Group Incorporated	NO	
		00000	92-3942580				SCA-LPSC Holdings, LLC	DE	NIA	SC Affiliates, LLC	Ownership	100.000	UnitedHealth Group Incorporated	NO	
		00000	81-4292506				SCA-Main Street, LLC	DE	NIA	SC Affiliates, LLC	Ownership	29.575	UnitedHealth Group Incorporated	NO	2
		00000	47-1751165				SCA-Marina del Rey, LLC	CA	NIA	SC Affiliates, LLC	Ownership	100.000	UnitedHealth Group Incorporated	NO	
		00000	81-1367813				SCA-MC VBP, Inc.	DE	NIA	SC Affiliates, LLC	Ownership	100.000	UnitedHealth Group Incorporated	NO	
		00000	62-1184188				SCA-Mecklenburg Development Corp.	NC	NIA	SC Affiliates, LLC	Ownership	100.000	UnitedHealth Group Incorporated	NO	
		00000	81-4616104				SCA-Memorial City, LLC	DE	NIA	SC Affiliates, LLC	Ownership	100.000	UnitedHealth Group Incorporated	NO	
		00000	83-3709010				SCA-Memorial, LLC	DE	NIA	SC Affiliates, LLC	Ownership	100.000	UnitedHealth Group Incorporated	NO	
		00000	81-1771410				SCA-Merritt, LLC	DE	NIA	SC Affiliates, LLC	Ownership	100.000	UnitedHealth Group Incorporated	NO	
		00000	82-2455773				SCA-Midlands, LLC	DE	NIA	SC Affiliates, LLC	Ownership	100.000	UnitedHealth Group Incorporated	NO	
		00000	80-0070617				SCA-Mobile, LLC	DE	NIA	SC Affiliates, LLC	Ownership	100.000	UnitedHealth Group Incorporated	NO	
		00000	81-1065674				SCA-Mokena, LLC	DE	NIA	SC Affiliates, LLC	Ownership	83.624	UnitedHealth Group Incorporated	NO	
		00000					SCA-Morris Avenue, LLC	DE	NIA	SC Affiliates, LLC	Ownership	100.000	UnitedHealth Group Incorporated	NO	
		00000	84-4936803				SCA-Morris County, LLC	DE	NIA	SC Affiliates, LLC	Ownership	100.000	UnitedHealth Group Incorporated	NO	
		00000	62-1506655				SCA-Mt. Pleasant, LLC	DE	NIA	SC Affiliates, LLC	Ownership	100.000	UnitedHealth Group Incorporated	NO	
		00000	81-2850365				SCA-Naperville, LLC	DE	NIA	SC Affiliates, LLC	Ownership	100.000	UnitedHealth Group Incorporated	NO	
		00000	82-3002171				SCA-Naples, LLC	DE	NIA	SC Affiliates, LLC	Ownership	99.020	UnitedHealth Group Incorporated	NO	
		00000	47-4418919				SCA-New Jersey, LLC	DE	NIA	SC Affiliates, LLC	Ownership	100.000	UnitedHealth Group Incorporated	NO	
		00000	47-1760663				SCA-Newport Beach, LLC	CA	NIA	SC Affiliates, LLC	Ownership	100.000	UnitedHealth Group Incorporated	NO	
		00000	92-3029111				SCA-Optum Nevada Holdings, LLC	DE	NIA	SC Affiliates, LLC	Ownership	100.000	UnitedHealth Group Incorporated	NO	
		00000	81-3445510				SCA-Palm Beach MSO Holdings, LLC	DE	NIA	SunSurgery, LLC	Ownership	100.000	UnitedHealth Group Incorporated	NO	
		00000	82-3050836				SCA-Palm Beach, LLC	DE	NIA	SC Affiliates, LLC	Ownership	100.000	UnitedHealth Group Incorporated	NO	
		00000	84-3367495				SCA-Panama City Holdings, LLC	DE	NIA	SC Affiliates, LLC	Ownership	100.000	UnitedHealth Group Incorporated	NO	
		00000	47-1620189				SCA-Pocono, LLC	DE	NIA	SC Affiliates, LLC	Ownership	100.000	UnitedHealth Group Incorporated	NO	
		00000	81-4139195				SCA-Portland, LLC	DE	NIA	SC Affiliates, LLC	Ownership	100.000	UnitedHealth Group Incorporated	NO	
		00000	83-4121074				SCA-Practice Partners Holdings, LLC	DE	NIA	SC Affiliates, LLC	Ownership	100.000	UnitedHealth Group Incorporated	NO	
		00000	93-1466868				SCA-Pro Holdings, LLC	DE	NIA	SC Affiliates, LLC	Ownership	100.000	UnitedHealth Group Incorporated	NO	
		00000	81-4304317				SCA-River Valley, LLC	DE	NIA	SC Affiliates, LLC	Ownership	29.410	UnitedHealth Group Incorporated	NO	2
		00000	83-2111732				SCA-Riverside Partners, LLC	DE	NIA	SCA-Riverside, LLC	Ownership	51.000	UnitedHealth Group Incorporated	NO	
		00000	83-2721919				SCA-Riverside, LLC	DE	NIA	SC Affiliates, LLC	Ownership	100.000	UnitedHealth Group Incorporated	NO	
		00000	85-0563422				SCA-Sacred Heart Holdings, LLC	DE	NIA	SC Affiliates, LLC	Ownership	100.000	UnitedHealth Group Incorporated	NO	
		00000	81-2963561				SCA-San Diego, Inc.	DE	NIA	Surgical Health, LLC	Ownership	100.000	UnitedHealth Group Incorporated	NO	
		00000	94-3138088				SCA-San Luis Obispo, LLC	DE	NIA	SC Affiliates, LLC	Ownership	100.000	UnitedHealth Group Incorporated	NO	
		00000	47-1685878				SCA-Sand Lake, LLC	DE	NIA	SC Affiliates, LLC	Ownership	83.481	UnitedHealth Group Incorporated	NO	
		00000	88-0185362				SCA-Santa Rosa, Inc.	NV	NIA	SC Affiliates, LLC	Ownership	100.000	UnitedHealth Group Incorporated	NO	
		00000	92-1630156				SCA-Seattle, LLC	DE	NIA	SC Affiliates, LLC	Ownership	100.000	UnitedHealth Group Incorporated	NO	
		00000	81-3300613				SCA-Somerset, LLC	DE	NIA	SCA Surgery Holdings, LLC	Ownership	100.000	UnitedHealth Group Incorporated	NO	
		00000	22-3117714				SCA-South Jersey, LLC	DE	NIA	Virtua-SCA Holdings, LLC	Ownership	100.000	UnitedHealth Group Incorporated	NO	2
		00000	47-2676325				SCA-Sparta, LLC	DE	NIA	SC Affiliates, LLC	Ownership	49.000	UnitedHealth Group Incorporated	NO	2
		00000	82-4499088				SCA-Spartanburg Holdings, LLC	DE	NIA	SC Affiliates, LLC	Ownership	100.000	UnitedHealth Group Incorporated	NO	
		00000	88-1844951				SCA-St. Cloud Holdings, LLC	DE	NIA	SC Affiliates, LLC	Ownership	100.000	UnitedHealth Group Incorporated	NO	
		00000	84-4677051				SCA-St. Louis Holdings, LLC	DE	NIA	SC Affiliates, LLC	Ownership	100.000	UnitedHealth Group Incorporated	NO	

ANNUAL STATEMENT FOR THE YEAR 2023 OF THE UnitedHealthcare Plan of the River Valley, Inc.

SCHEDULE Y
PART 1A - DETAIL OF INSURANCE HOLDING COMPANY SYSTEM

1	2	3	4	5	6	7	8	9	10	11	12	13	14	15	16
Group Code	Group Name	NAIC Company Code	ID Number	Federal RSSD	CIK	Name of Securities Exchange if Publicly Traded (U.S. or International)	Names of Parent, Subsidiaries Or Affiliates	Domi-ciliary Location	Relation-ship to Reporting Entity	Directly Controlled by (Name of Entity/Person)	Type of Control (Ownership, Board, Management, Attorney-in-Fact, Influence, Other)	If Control is Ownership Provide Percentage	Ultimate Controlling Entity(ies)/Person(s)	Is an SCA Filing Re-quired? (Yes/No)	*
00000		47-4106989				SCA-St. Louis, LLC	DE	NIA	Surgical Health, LLC	Ownership	100.000	UnitedHealth Group Incorporated	NO		
00000		82-3270591				SCA-St. Lucie, LLC	DE	NIA	SC Affiliates, LLC	Ownership	100.000	UnitedHealth Group Incorporated	NO		
00000		81-4371453				SCA-Surgicare, LLC	DE	NIA	SC Affiliates, LLC	Ownership	100.000	UnitedHealth Group Incorporated	NO		
00000		82-1987225				SCA-Verta, LLC	DE	NIA	SC Affiliates, LLC	Ownership	100.000	UnitedHealth Group Incorporated	NO		
00000		85-1998338				SCA-VLR Holdings Company, LLC	DE	NIA	SCA Denver Holdings, LLC	Ownership	51.000	UnitedHealth Group Incorporated	NO		
00000		82-2294882				SCA-Wake Forest, LLC	DE	NIA	SC Affiliates, LLC	Ownership	100.000	UnitedHealth Group Incorporated	NO		
00000		82-1449412				SCA-Western Connecticut, LLC	DE	NIA	SC Affiliates, LLC	Ownership	67.000	UnitedHealth Group Incorporated	NO		
00000		82-3689825				SCA-Westover Hills, LLC	DE	NIA	SC Affiliates, LLC	Ownership	100.000	UnitedHealth Group Incorporated	NO		
00000		93-1768010				SCA-Winston-Salem, LLC	DE	NIA	SC Affiliates, LLC	Ownership	100.000	UnitedHealth Group Incorporated	NO		
00000		82-1525777				SCA-Winter Park, Inc.	TN	NIA	SC Affiliates, LLC	Ownership	100.000	UnitedHealth Group Incorporated	NO		
00000		82-3528300				SCA-Woodlands Holdings, LLC	DE	NIA	SC Affiliates, LLC	Ownership	100.000	UnitedHealth Group Incorporated	NO		
00000		81-4905342				SCAI Holdings, LLC	DE	NIA	SCA HoldCo, Inc.	Ownership	100.000	UnitedHealth Group Incorporated	NO		
00000						Scanner Centromed S.A.	CHL	NIA	Administradora Médica Centromed S.A.	Ownership	85.000	UnitedHealth Group Incorporated	NO		
00000		85-2316290				SCLS-SCA Holdings, LLC	DE	NIA	SCA Lutheran Holdings, LLC	Ownership	51.000	UnitedHealth Group Incorporated	NO		
00000		27-2635371				SCP Specialty Infusion, LLC	DE	NIA	Optum Infusion Services 500, Inc.	Ownership	100.000	UnitedHealth Group Incorporated	NO		
00000		38-3857848				Scranton Quincy Home Care Services, LLC	DE	NIA	AF-CH-HH, LLC	Ownership	100.000	UnitedHealth Group Incorporated	NO		
00000		22-3660141				Seashore Surgical Institute, L.L.C.	NJ	NIA	Virtua-SCA Holdings, LLC	Ownership	51.000	UnitedHealth Group Incorporated	NO	2	
00000		46-3238571				Seattle Psychology, P.L.L.C.	WA	NIA	Physician(s) Owned	Influence	0.000	UnitedHealth Group Incorporated	NO	1	
00000		46-3038066				SecureMD Management, LLC	CO	NIA	Physicians Endoscopy, L.L.C.	Ownership	100.000	UnitedHealth Group Incorporated	NO		
00000		46-3057015				SecureMD Professionals - California, PC	CA	NIA	Physician(s) Owned	Influence	0.000	UnitedHealth Group Incorporated	NO	1	
00000		98-1202716				Seisa Serviços Integrados de Saúde Ltda.	BRA	NIA	Cemed Care - Empresa de Atendimento Clínico Geral Ltda.	Ownership	0.000	UnitedHealth Group Incorporated	NO		
00000		98-1202716				Seisa Serviços Integrados de Saúde Ltda.	BRA	NIA	Amil Assistência Médica Internacional S.A.	Ownership	100.000	UnitedHealth Group Incorporated	NO		
00000		86-0739432				Senior Benefits, L.L.C.	AZ	NIA	USHEALTH Advisors, LLC	Ownership	100.000	UnitedHealth Group Incorporated	NO		
00000		88-1691956				Senior Care Network of Connecticut, LLC	DE	NIA	Optum Care Networks, Inc.	Ownership	51.000	UnitedHealth Group Incorporated	NO		
00000		45-3802527				Serenity Family and Psychological Counseling Center, P.C.	CA	NIA	Physician(s) Owned	Influence	0.000	UnitedHealth Group Incorporated	NO	1	
00000		27-1533951				Serquinox Holdings LLC	DE	NIA	Optum Infusion Services 500, Inc.	Ownership	100.000	UnitedHealth Group Incorporated	NO		
00000						Servicios de Entrenamiento en Competencias Clínicas SpA	CHL	NIA	Sociedad de Inversiones Santa María SpA	Ownership	1.000	UnitedHealth Group Incorporated	NO		
00000						Servicios de Entrenamiento en Competencias Clínicas SpA	CHL	NIA	Clínica Santa María S.p.A.	Ownership	99.000	UnitedHealth Group Incorporated	NO		
00000						Servicios Integrados de Salud Ltda.	CHL	NIA	Clínica Santa María S.p.A.	Ownership	0.100	UnitedHealth Group Incorporated	NO		
00000						Servicios Integrados de Salud Ltda.	CHL	NIA	Clínica Dávila y Servicios Médicos S.p.A.	Ownership	99.900	UnitedHealth Group Incorporated	NO		
00000						Servicios Médicos Amed Quilpué S.A.	CHL	NIA	Laboratorios Médicos Amed Quilpué S.A.	Ownership	0.100	UnitedHealth Group Incorporated	NO		
00000						Servicios Médicos Amed Quilpué S.A.	CHL	NIA	Centromed Quilpué S.A.	Ownership	99.900	UnitedHealth Group Incorporated	NO		
00000						Servicios Médicos Bío Bío Ltda.	CHL	NIA	Saden S.A.	Ownership	1.000	UnitedHealth Group Incorporated	NO		
00000						Servicios Médicos Bío Bío Ltda.	CHL	NIA	Clínica Bío Bío SpA	Ownership	99.000	UnitedHealth Group Incorporated	NO		
00000						Servicios Médicos Ciudad del Mar Ltda.	CHL	NIA	Saden S.A.	Ownership	1.000	UnitedHealth Group Incorporated	NO		
00000						Servicios Médicos Ciudad del Mar Ltda.	CHL	NIA	Clínica Ciudad del Mar S.A.	Ownership	99.000	UnitedHealth Group Incorporated	NO		
00000						Servicios Médicos Santa María Ltda.	CHL	NIA	Sociedad de Inversiones Santa María SpA	Ownership	99.000	UnitedHealth Group Incorporated	NO		
00000						Servicios Médicos Santa María Ltda.	CHL	NIA	Clínica Santa María S.p.A.	Ownership	1.000	UnitedHealth Group Incorporated	NO		
00000						Servicios Médicos Vespucio Ltda.	CHL	NIA	Saden S.A.	Ownership	1.000	UnitedHealth Group Incorporated	NO		
00000						Servicios Médicos Vespucio Ltda.	CHL	NIA	Clínica Vespucio S.A.	Ownership	99.000	UnitedHealth Group Incorporated	NO		
00000		87-3142148				Shark Holdings, P.C.	CA	NIA	Physician(s) Owned	Influence	0.000	UnitedHealth Group Incorporated	NO	1	
00000		37-1745728				Sharon Home Care Services, LLC	DE	NIA	AFAM Holding Co, LLC	Ownership	100.000	UnitedHealth Group Incorporated	NO		
00000		58-1978974				SHC Atlanta, LLC	DE	NIA	Surgical Health, LLC	Ownership	100.000	UnitedHealth Group Incorporated	NO		
00000		58-2013443				SHC Austin, Inc.	GA	NIA	Surgical Health, LLC	Ownership	100.000	UnitedHealth Group Incorporated	NO		
00000		58-2062812				SHC Hawthorn, Inc.	GA	NIA	Surgical Health, LLC	Ownership	100.000	UnitedHealth Group Incorporated	NO		

ANNUAL STATEMENT FOR THE YEAR 2023 OF THE UnitedHealthcare Plan of the River Valley, Inc.

SCHEDULE Y

PART 1A - DETAIL OF INSURANCE HOLDING COMPANY SYSTEM

1	2	3	4	5	6	7	8	9	10	11	12	13	14	15	16
Group Code	Group Name	NAIC Company Code	ID Number	Federal RSSD	CIK	Name of Securities Exchange if Publicly Traded (U.S. or International)	Names of Parent, Subsidiaries Or Affiliates	Domiciliary Location	Relationship to Reporting Entity	Directly Controlled by (Name of Entity/Person)	Type of Control (Ownership, Board, Management, Attorney-in-Fact, Influence, Other)	If Control is Ownership Provide Percentage	Ultimate Controlling Entity(ies)/Person(s)	Is an SCA Filing Required? (Yes/No)	*
		00000	58-2101924				SHC Melbourne, Inc.	GA	NIA	Surgical Health, LLC	Ownership	100.000	UnitedHealth Group Incorporated	NO	
		00000	26-3388550				Shelbyville Home Care Services, LLC	DE	NIA	AF-GH-HH, LLC	Ownership	100.000	UnitedHealth Group Incorporated	NO	
		00000	47-5082677				Sherman Counseling Management, S.C.	WI	NIA	Physician(s) Owned	Influence	0.000	UnitedHealth Group Incorporated	NO	1
		00000	82-3922528				Sierra Dental Plan, Inc.	CA	NIA	MCNA Health Care Holdings, LLC	Ownership	100.000	UnitedHealth Group Incorporated	NO	
.0707	UnitedHealth Group Incorporated	71420	94-0734860				Sierra Health and Life Insurance Company, Inc.	NV	IA	Sierra Health Services, Inc.	Ownership	100.000	UnitedHealth Group Incorporated	NO	
		00000	88-0200415				Sierra Health Services, Inc.	NV	NIA	UnitedHealthcare, Inc.	Ownership	100.000	UnitedHealth Group Incorporated	NO	
		00000	88-0254322				Sierra Health-Care Options, Inc.	NV	NIA	Sierra Health Services, Inc.	Ownership	100.000	UnitedHealth Group Incorporated	NO	
		00000	88-0385705				Sierra Home Medical Products, Inc.	NV	NIA	Sierra Health Services, Inc.	Ownership	100.000	UnitedHealth Group Incorporated	NO	
		00000	88-0264562				Sierra Nevada Administrators, Inc.	NV	NIA	Sierra Health Services, Inc.	Ownership	100.000	UnitedHealth Group Incorporated	NO	
		00000	81-3200297				Silicon Valley TMS of Monterey Bay, GP	CA	NIA	Saad A. Shakir, M.D., Inc.	Ownership	100.000	UnitedHealth Group Incorporated	NO	1
		00000					Sistema de Administración Hospitalaria S.A.C.	PER	NIA	Pacífico S.A. Entidad Prestadora de Salud	Ownership	99.870	UnitedHealth Group Incorporated	NO	
		00000	82-1485491				SJ East Campus ASC, LLC	CO	NIA	SOLHS-SCA Holdings, LLC	Ownership	51.000	UnitedHealth Group Incorporated	NO	
		00000	26-2817959				SJ Home Care, LLC	DE	NIA	AF-GH-HH, LLC	Ownership	100.000	UnitedHealth Group Incorporated	NO	
		00000	20-1004228				Small Business Insurance Advisors, Inc.	TX	NIA	USHEALTH Group, Inc.	Ownership	100.000	UnitedHealth Group Incorporated	NO	
		00000					Sobam - Centro Médico Hospitalar S.A.	BRA	NIA	Santa Helena Assistência Médica S.A.	Ownership	98.088	UnitedHealth Group Incorporated	NO	
		00000					Sobam - Centro Médico Hospitalar S.A.	BRA	NIA	Centro Médico Hospitalar Pitangueiras Ltda.	Ownership	1.912	UnitedHealth Group Incorporated	NO	
		00000	98-1453235				Sociedad de Inversiones Santa María SpA	CHL	NIA	Clínica Santa María S.p.A.	Ownership	99.743	UnitedHealth Group Incorporated	NO	
		00000	98-1453235				Sociedad de Inversiones Santa María SpA	CHL	NIA	Clínica Dávila y Servicios Médicos S.p.A.	Ownership	0.257	UnitedHealth Group Incorporated	NO	
		00000	88-2931584				Solaris JV Holdings, Inc.	DE	NIA	Optum, Inc.	Ownership	100.000	UnitedHealth Group Incorporated	NO	
		00000	46-0729622				Solstice Administration Services, Inc.	FL	NIA	Solstice Benefits, Inc.	Ownership	100.000	UnitedHealth Group Incorporated	NO	
		00000	30-0760846				Solstice Administrators of Alabama, Inc.	AL	NIA	Solstice Administration Services, Inc.	Ownership	100.000	UnitedHealth Group Incorporated	NO	
		00000	32-0392448				Solstice Administrators of Missouri, Inc.	MO	NIA	Solstice Administration Services, Inc.	Ownership	100.000	UnitedHealth Group Incorporated	NO	
		00000	30-0756426				Solstice Administrators of North Carolina, Inc.	NC	NIA	Solstice Administration Services, Inc.	Ownership	100.000	UnitedHealth Group Incorporated	NO	
		00000	26-4839323				Solstice Administrators, Inc.	CA	NIA	Solstice Administration Services, Inc.	Ownership	100.000	UnitedHealth Group Incorporated	NO	
		00000	20-4815388				Solstice Benefit Services, Inc.	FL	NIA	Specialty Benefits, LLC	Ownership	100.000	UnitedHealth Group Incorporated	NO	
.0707	UnitedHealth Group Incorporated	12341	14-1917982				Solstice Benefits, Inc.	FL	IA	Specialty Benefits, LLC	Ownership	100.000	UnitedHealth Group Incorporated	NO	
.0707	UnitedHealth Group Incorporated	13971	27-1395245				Solstice Health Insurance Company	NY	IA	Specialty Benefits, LLC	Ownership	100.000	UnitedHealth Group Incorporated	NO	
.0707	UnitedHealth Group Incorporated	16610	30-1200533				Solstice Healthplans of Arizona, Inc.	AZ	IA	Solstice Administration Services, Inc.	Ownership	100.000	UnitedHealth Group Incorporated	NO	
.0707	UnitedHealth Group Incorporated	17141	35-2709791				Solstice Healthplans of Colorado, Inc.	CO	IA	Solstice Administration Services, Inc.	Ownership	100.000	UnitedHealth Group Incorporated	NO	
.0707	UnitedHealth Group Incorporated	16878	30-1190514				Solstice Healthplans of Ohio, Inc.	OH	IA	Solstice Administration Services, Inc.	Ownership	100.000	UnitedHealth Group Incorporated	NO	
.0707	UnitedHealth Group Incorporated	16892	36-4935990				Solstice Healthplans of Texas, Inc.	TX	IA	Solstice Administration Services, Inc.	Ownership	100.000	UnitedHealth Group Incorporated	NO	
		00000	46-3786700				Solstice Healthplans, Inc.	FL	IA	Solstice Benefits, Inc.	Ownership	100.000	UnitedHealth Group Incorporated	NO	
.0707	UnitedHealth Group Incorporated	16790	26-2699505				Solstice of Illinois, Inc.	IL	IA	Solstice Administration Services, Inc.	Ownership	100.000	UnitedHealth Group Incorporated	NO	
		00000	32-0545152				Solstice of Minnesota, Inc.	MN	NIA	Solstice Administration Services, Inc.	Ownership	100.000	UnitedHealth Group Incorporated	NO	
		00000	26-1891960				Solstice of New York, Inc.	NY	NIA	Solstice Administration Services, Inc.	Ownership	100.000	UnitedHealth Group Incorporated	NO	
		00000					Soluciones en Salud SpA	CHL	NIA	Cobranzas Banmédica SpA	Ownership	100.000	UnitedHealth Group Incorporated	NO	
		00000	41-1593424				Solutran, LLC	DE	NIA	Optum Financial, Inc.	Ownership	100.000	UnitedHealth Group Incorporated	NO	
		00000	20-8433398				Somerset Outpatient Surgery, L.L.C.	NJ	NIA	SCA-Somerset, LLC	Ownership	58.635	UnitedHealth Group Incorporated	NO	
		00000	93-2806600				SOSCCA Holdings, LLC	DE	NIA	SCA-Boynton Beach, LLC	Ownership	78.431	UnitedHealth Group Incorporated	NO	
		00000	75-2723958				South Arlington Surgical Providers, LLC	TX	NIA	Surgical Care Affiliates, LLC	Influence	0.000	UnitedHealth Group Incorporated	NO	
		00000	11-3685842				South Broward Endoscopy, L.L.C.	FL	NIA	SBE Holdings, LLC	Ownership	51.000	UnitedHealth Group Incorporated	NO	2
		00000	20-3841393				South Carolina Health Care Group, LLC	SC	NIA	LHC Group, Inc.	Ownership	100.000	UnitedHealth Group Incorporated	NO	
		00000	32-0552614				South Carolina In-Home Healthcare Partnership-I, LLC	SC	NIA	South Carolina Health Care Group, LLC	Ownership	100.000	UnitedHealth Group Incorporated	NO	

41.55

ANNUAL STATEMENT FOR THE YEAR 2023 OF THE UnitedHealthcare Plan of the River Valley, Inc.

SCHEDULE Y

PART 1A - DETAIL OF INSURANCE HOLDING COMPANY SYSTEM

1	2	3	4	5	6	7	8	9	10	11	12	13	14	15	16
Group Code	Group Name	NAIC Company Code	ID Number	Federal RSSD	CIK	Name of Securities Exchange if Publicly Traded (U.S. or International)	Names of Parent, Subsidiaries Or Affiliates	Domi-ciliary Location	Relation-ship to Reporting Entity	Directly Controlled by (Name of Entity/Person)	Type of Control (Ownership, Board, Management, Attorney-in-Fact, Influence, Other)	If Control is Ownership Provide Percentage	Ultimate Controlling Entity(ies)/Person(s)	Is an SCA Filing Re-quired? (Yes/No)	*
		00000	84-2265813				South Carolina In-Home Healthcare Partnership-11, LLC	..SC.NIA.....	South Carolina Health Care Group, LLC	Ownership.....	100.000	UnitedHealth Group IncorporatedNO.....	
		00000	84-2265894				South Carolina In-Home Healthcare Partnership-111, LLC	..SC.NIA.....	South Carolina Health Care Group, LLC	Ownership.....	100.000	UnitedHealth Group IncorporatedNO.....	
		00000	82-4146393				South Carolina In-Home Partner-I, LLC	..SC.NIA.....	South Carolina In-Home Healthcare Partnership-I, LLC	Ownership.....	100.000	UnitedHealth Group IncorporatedNO.....	
		00000					South Carolina In-Home Partner-II, LLC	..SC.NIA.....	South Carolina In-Home Healthcare Partnership-II, LLC	Ownership.....	100.000	UnitedHealth Group IncorporatedNO.....	
		00000					South Carolina In-Home Partner-111, LLC	..SC.NIA.....	South Carolina In-Home Healthcare Partnership-111, LLC	Ownership.....	100.000	UnitedHealth Group IncorporatedNO.....	
		00000	64-0736426				South Mississippi Home Health, Inc.	..MS.NIA.....	Mississippi Health Care Group, LLC	Ownership.....	100.000	UnitedHealth Group IncorporatedNO.....	
		00000	64-0736425				South Mississippi Home Health, Inc. - Region I	..MS.NIA.....	South Mississippi Home Health, Inc.	Ownership.....	100.000	UnitedHealth Group IncorporatedNO.....	
		00000	64-0736424				South Mississippi Home Health, Inc. - Region II	..MS.NIA.....	South Mississippi Home Health, Inc.	Ownership.....	100.000	UnitedHealth Group IncorporatedNO.....	
		00000	64-0935599				South Mississippi Home Health, Inc. - Region III	..MS.NIA.....	South Mississippi Home Health, Inc.	Ownership.....	100.000	UnitedHealth Group IncorporatedNO.....	
		00000	26-3896767				Southeast Alabama HomeCare, LLC	..AL.NIA.....	Alabama Health Care Group, LLC	Ownership.....	67.000	UnitedHealth Group IncorporatedNO.....	
		00000	26-4020490				Southeast Louisiana HomeCare, L.L.C.	..LA.NIA.....	Louisiana Health Care Group, L.L.C.	Ownership.....	75.000	UnitedHealth Group IncorporatedNO.....	
		00000	88-0998884				Southern Georgia Partnership, LLC	..GA.NIA.....	Georgia Health Care Group, L.L.C.	Ownership.....	75.000	UnitedHealth Group IncorporatedNO.....	
		00000	26-0274543				Southwest Arkansas HomeCare, LLC	..AR.NIA.....	Arkansas Health Care Group, LLC	Ownership.....	67.000	UnitedHealth Group IncorporatedNO.....	
		00000	86-0516447				Southwest Internal Medicine Group, Roberto Ruiz, M.D., PLLC	..AZ.NIA.....	Physician United PLLC	Ownership.....	100.000	UnitedHealth Group IncorporatedNO.....	1
		00000	88-0201420				Southwest Medical Associates, Inc.	..NV.NIA.....	Sierra Health Services, Inc.	Ownership.....	100.000	UnitedHealth Group IncorporatedNO.....	
		00000	38-2609888				Southwest Michigan Health Network Inc.	..MI.NIA.....	UnitedHealthcare, Inc.	Ownership.....	100.000	UnitedHealth Group IncorporatedNO.....	
		00000	26-1496237				Southwest Missouri HomeCare, LLC	..MO.NIA.....	Missouri Health Care Group, LLC	Ownership.....	100.000	UnitedHealth Group IncorporatedNO.....	
		00000	61-1846018				Southwest Post-Acute Care Partnership, LLC	..TX.NIA.....	LHCG Partner II, LLC	Ownership.....	60.000	UnitedHealth Group IncorporatedNO.....	
		00000	36-4369359				Southwest Surgery Center, LLC	..IL.NIA.....	SCA-Mokena, LLC	Ownership.....	56.328	UnitedHealth Group IncorporatedNO.....	
		00000	41-2013700				Southwest Surgical Center, LLC	..MN.NIA.....	WestHealth JV Holdings, LLC	Ownership.....	51.000	UnitedHealth Group IncorporatedNO.....	
		00000	75-2516426				Space Coast Surgical Center, Ltd.	..FL.NIA.....	SCA-Merritt, LLC	Ownership.....	0.047	UnitedHealth Group IncorporatedNO.....	
		00000	75-2516426				Space Coast Surgical Center, Ltd.	..FL.NIA.....	SCA Rockledge JV, LLC	Ownership.....	52.191	UnitedHealth Group IncorporatedNO.....	
		00000	57-0953005				Spartanburg Surgery Center, LLC	..SC.NIA.....	SCA-Spartanburg Holdings, LLC	Ownership.....	54.000	UnitedHealth Group IncorporatedNO.....	
		00000	82-4054995				Specialized Outpatient Surgery Center for Children and Adults, LLC	..FL.NIA.....	SOSCCA Holdings, LLC	Ownership.....	51.000	UnitedHealth Group IncorporatedNO.....	
		00000	25-1868213				Specialized Pharmaceuticals, Inc.	..PA.NIA.....	QoL Acquisition Holdings Corp.	Ownership.....	100.000	UnitedHealth Group IncorporatedNO.....	
		00000	41-1921983				Specialty Benefits, LLC	..DE.NIA.....	United HealthCare Services, Inc.	Ownership.....	100.000	UnitedHealth Group IncorporatedNO.....	
		00000	20-1494993				Specialty Billing Solutions, LLC	..CO.NIA.....	Pinnacle III, LLC	Ownership.....	100.000	UnitedHealth Group IncorporatedNO.....	
		00000	27-0237126				Specialty Extended Care Hospital of Monroe, LLC	..LA.NIA.....	Louisiana Health Care Group, L.L.C.	Ownership.....	100.000	UnitedHealth Group IncorporatedNO.....	
		00000	20-3412545				Specialty Surgical Center, LLC	..NJ.NIA.....	SCA-Sparta, LLC	Ownership.....	51.090	UnitedHealth Group IncorporatedNO.....	
		00000	71-0886811				Spectera of New York, IPA, Inc.	..NY.NIA.....	Spectera, Inc.	Ownership.....	100.000	UnitedHealth Group IncorporatedNO.....	
		00000	52-1260282				Spectera, Inc.	..MD.NIA.....	Specialty Benefits, LLC	Ownership.....	100.000	UnitedHealth Group IncorporatedNO.....	
		00000	27-3788721				Spokane Home Care Services, LLC	..DE.NIA.....	AFAM Holding Co, LLC	Ownership.....	100.000	UnitedHealth Group IncorporatedNO.....	
		00000	82-3087236				Spring Behavioral Health of New Jersey, LLC	..NJ.NIA.....	Physician(s) Owned	Influence.....	0.000	UnitedHealth Group IncorporatedNO.....	1
		00000	26-3389049				Springdale Home Care Services, LLC	..DE.NIA.....	AF-GH-HH, LLC	Ownership.....	100.000	UnitedHealth Group IncorporatedNO.....	
		00000	23-2833266				Springfield Psychological, P.C.	..PA.NIA.....	Physician(s) Owned	Influence.....	0.000	UnitedHealth Group IncorporatedNO.....	1
		00000	82-1770924				SRPS, LLC	..DE.NIA.....	PMI Acquisition, LLC	Ownership.....	100.000	UnitedHealth Group IncorporatedNO.....	
		00000	88-1908543				St. Cloud MSO, LLC	..DE.NIA.....	SCA-St. Cloud Holdings, LLC	Ownership.....	100.000	UnitedHealth Group IncorporatedNO.....	
		00000	75-2201400				St. Cloud Outpatient Surgery, Ltd., a Minnesota Limited Partnership	..MN.NIA.....	St. Cloud Surgical Center, LLC	Ownership.....	16.992	UnitedHealth Group IncorporatedNO.....	2
		00000	41-1348916				St. Cloud Surgical Center, LLC	..DE.NIA.....	Surgery Center Holding, LLC	Ownership.....	100.000	UnitedHealth Group IncorporatedNO.....	

ANNUAL STATEMENT FOR THE YEAR 2023 OF THE UnitedHealthcare Plan of the River Valley, Inc.

SCHEDULE Y
PART 1A - DETAIL OF INSURANCE HOLDING COMPANY SYSTEM

1	2	3	4	5	6	7	8	9	10	11	12	13	14	15	16
Group Code	Group Name	NAIC Company Code	ID Number	Federal RSSD	CIK	Name of Securities Exchange if Publicly Traded (U.S. or International)	Names of Parent, Subsidiaries or Affiliates	Domiciliary Location	Relationship to Reporting Entity	Directly Controlled by (Name of Entity/Person)	Type of Control (Ownership, Board, Management, Attorney-in-Fact, Influence, Other)	If Control is Ownership Provide Percentage	Ultimate Controlling Entity(ies)/Person(s)	Is an SCA Filing Required? (Yes/No)	*
		00000	71-0918190				St. James HomeCare, L.L.C.	LA	NIA	Louisiana Health Care Group, L.L.C.	Ownership	100.000	UnitedHealth Group Incorporated	NO	
		00000	47-4955642				St. Landry Family Healthcare, LLC	LA	NIA	Louisiana Health Care Group, L.L.C.	Ownership	100.000	UnitedHealth Group Incorporated	NO	
		00000	61-1754451				St. Louis Specialty Surgical Center, LLC	MO	NIA	SCA-St. Louis Holdings, LLC	Ownership	55.719	UnitedHealth Group Incorporated	NO	
		00000	26-0730248				St. Mary's Medical Center Home Health Services, LLC	WV	NIA	West Virginia Health Care Group, LLC	Ownership	67.000	UnitedHealth Group Incorporated	NO	
		00000	85-3832363				Starship Securities LLC	DE	NIA	Brighter Financial, Inc.	Ownership	100.000	UnitedHealth Group Incorporated	NO	
		00000	85-2023852				Stonegate JV Partners, LLC	TX	NIA	SCA Stonegate Holdings, LLC	Ownership	39.216	UnitedHealth Group Incorporated	NO	2
		00000	20-1211544				Stonegate Surgery Center, L.P.	TX	NIA	Stonegate JV Partners, LLC	Ownership	58.170	UnitedHealth Group Incorporated	NO	
		00000	20-1211544				Stonegate Surgery Center, L.P.	TX	NIA	SCA Stonegate Holdings, LLC	Ownership	0.335	UnitedHealth Group Incorporated	NO	
		00000	47-4990107				Summer Street ASC, LLC	CT	NIA	SCA Specialty Holdings of Connecticut, LLC	Ownership	51.000	UnitedHealth Group Incorporated	NO	2
		00000	47-4990107				Summer Street ASC, LLC	CT	NIA	SC Affiliates, LLC	Ownership	8.058	UnitedHealth Group Incorporated	NO	2
		00000	88-4233584				Summit Cardiovascular Group, LLC	DE	NIA	OptumCare Specialty Practices Investments, LLC	Ownership	100.000	UnitedHealth Group Incorporated	NO	
		00000	32-0469351				Summit Properties - Muskogee, LLC	OK	NIA	OHP, LLC	Ownership	100.000	UnitedHealth Group Incorporated	NO	
		00000					Suncoast Healthcare Partnership, LLC	FL	NIA	LHC Health Care Group of Florida, LLC	Ownership	60.000	UnitedHealth Group Incorporated	NO	
		00000					Suncoast Partner-I, LLC	FL	NIA	Suncoast Healthcare Partnership, LLC	Ownership	100.000	UnitedHealth Group Incorporated	NO	
		00000					Suncoast Partner-II, LLC	FL	NIA	Suncoast Healthcare Partnership, LLC	Ownership	100.000	UnitedHealth Group Incorporated	NO	
		00000					Suncoast Partner-III, LLC	FL	NIA	Suncoast Healthcare Partnership, LLC	Ownership	100.000	UnitedHealth Group Incorporated	NO	
		00000					Suncoast Partnership-I, LLC	FL	NIA	Suncoast Healthcare Partnership, LLC	Ownership	100.000	UnitedHealth Group Incorporated	NO	
		00000					Suncoast Partnership-II, LLC	FL	NIA	Suncoast Healthcare Partnership, LLC	Ownership	100.000	UnitedHealth Group Incorporated	NO	
		00000					Suncoast Partnership-III, LLC	FL	NIA	Suncoast Healthcare Partnership, LLC	Ownership	100.000	UnitedHealth Group Incorporated	NO	
		00000	26-3549012				SunCrest Companion Services, LLC	TN	NIA	SunCrest Healthcare, Inc.	Ownership	100.000	UnitedHealth Group Incorporated	NO	
		00000	26-3548962				SunCrest Healthcare of East Tennessee, LLC	TN	NIA	SunCrest Healthcare, Inc.	Ownership	100.000	UnitedHealth Group Incorporated	NO	
		00000	71-1017674				SunCrest Healthcare of Middle TN, LLC	TN	NIA	SunCrest Healthcare, Inc.	Ownership	100.000	UnitedHealth Group Incorporated	NO	
		00000	37-1550880				SunCrest Healthcare of West Tennessee, LLC	TN	NIA	SunCrest Healthcare, Inc.	Ownership	100.000	UnitedHealth Group Incorporated	NO	
		00000	20-3701127				SunCrest Healthcare, Inc.	GA	NIA	OMNI Home Health Holdings, Inc.	Ownership	100.000	UnitedHealth Group Incorporated	NO	
		00000	45-2283548				SunCrest Home Health - Southside, LLC	GA	NIA	SunCrest Home Health of Georgia, Inc.	Ownership	60.000	UnitedHealth Group Incorporated	NO	
		00000	27-0678962				Suncrest Home Health of AL, Inc.	AL	NIA	SunCrest Healthcare, Inc.	Ownership	100.000	UnitedHealth Group Incorporated	NO	
		00000	45-1448026				Suncrest Home Health of Claiborne County, Inc.	TN	NIA	SunCrest Healthcare, Inc.	Ownership	100.000	UnitedHealth Group Incorporated	NO	
		00000	26-1911187				SunCrest Home Health of Georgia, Inc.	GA	NIA	SunCrest Healthcare, Inc.	Ownership	100.000	UnitedHealth Group Incorporated	NO	
		00000	27-3742641				SunCrest Home Health of Manchester, Inc.	TN	NIA	SunCrest Healthcare, Inc.	Ownership	100.000	UnitedHealth Group Incorporated	NO	
		00000	27-0678903				SunCrest Home Health of MO, Inc.	MO	NIA	SunCrest Healthcare, Inc.	Ownership	100.000	UnitedHealth Group Incorporated	NO	
		00000	27-2258905				SunCrest Home Health of Nashville, Inc.	TN	NIA	SunCrest Healthcare, Inc.	Ownership	100.000	UnitedHealth Group Incorporated	NO	
		00000	27-0678757				SunCrest Home Health of South GA, Inc.	GA	NIA	SunCrest Healthcare, Inc.	Ownership	100.000	UnitedHealth Group Incorporated	NO	
		00000	27-3742788				SunCrest Home Health of Tampa, LLC	FL	NIA	SunCrest Healthcare, Inc.	Ownership	100.000	UnitedHealth Group Incorporated	NO	
		00000	27-3742739				SunCrest LBL Holdings, Inc.	TN	NIA	SunCrest Healthcare, Inc.	Ownership	100.000	UnitedHealth Group Incorporated	NO	
		00000	27-0311512				SunCrest Outpatient Rehab Services of TN, LLC	TN	NIA	SunCrest Healthcare, Inc.	Ownership	100.000	UnitedHealth Group Incorporated	NO	
		00000	26-1910553				SunCrest Outpatient Rehab Services, LLC	TN	NIA	SunCrest Healthcare, Inc.	Ownership	100.000	UnitedHealth Group Incorporated	NO	
		00000	27-4199760				SunCrest Telehealth Services, Inc.	TN	NIA	SunCrest Healthcare, Inc.	Ownership	100.000	UnitedHealth Group Incorporated	NO	
		00000	87-0625250				Sundance Behavioral Resources, LLC	UT	NIA	Refresh Mental Health, Inc.	Ownership	100.000	UnitedHealth Group Incorporated	NO	
		00000	06-1082848				SunSurgery, LLC	DE	NIA	Surgical Care Affiliates, LLC	Ownership	100.000	UnitedHealth Group Incorporated	NO	
		00000	82-5164277				Surgery Center at Cherry Creek, LLC	CO	NIA	SCA-Denver Physicians Holdings, LLC	Ownership	100.000	UnitedHealth Group Incorporated	NO	
		00000	85-4085559				Surgery Center at Grove Creek, LLC	UT	NIA	SCA Grove Creek Holdings, LLC	Ownership	54.000	UnitedHealth Group Incorporated	NO	
		00000	82-5207693				Surgery Center at Kissing Camels, LLC	CO	NIA	SCA-Kissing Camels Holdings, LLC	Ownership	78.522	UnitedHealth Group Incorporated	NO	
		00000	85-4070407				Surgery Center at South Ogden, LLC	UT	NIA	SCA South Ogden Holdings, LLC	Ownership	61.993	UnitedHealth Group Incorporated	NO	
		00000	81-3129674				Surgery Center at St. Vincent, LLC	OR	NIA	Providence & SCA On-Campus Holdings, LLC	Ownership	54.000	UnitedHealth Group Incorporated	NO	2
		00000	62-1739361				Surgery Center Holding, LLC	DE	NIA	Surgical Care Affiliates, LLC	Ownership	100.000	UnitedHealth Group Incorporated	NO	

ANNUAL STATEMENT FOR THE YEAR 2023 OF THE UnitedHealthcare Plan of the River Valley, Inc.

SCHEDULE Y

PART 1A - DETAIL OF INSURANCE HOLDING COMPANY SYSTEM

1	2	3	4	5	6	7	8	9	10	11	12	13	14	15	16
Group Code	Group Name	NAIC Company Code	ID Number	Federal RSSD	CIK	Name of Securities Exchange if Publicly Traded (U.S. or International)	Names of Parent, Subsidiaries Or Affiliates	Domi-ciliary Location	Relation-ship to Reporting Entity	Directly Controlled by (Name of Entity/Person)	Type of Control (Ownership, Board, Management, Attorney-in-Fact, Influence, Other)	If Control is Ownership Provide Percentage	Ultimate Controlling Entity(ies)/Person(s)	Is an SCA Filing Re-quired? (Yes/No)	*
		00000	62-1509341				Surgery Center of Boca Raton, Inc.	FL	NIA	Surgical Health, LLC	Ownership	100.000	UnitedHealth Group Incorporated	NO	
		00000	63-1214140				Surgery Center of Colorado Springs, LLC	DE	NIA	SC Affiliates, LLC	Ownership	100.000	UnitedHealth Group Incorporated	NO	
		00000	42-1166764				Surgery Center of Des Moines, LLC	DE	NIA	Surgery Center Holding, LLC	Ownership	100.000	UnitedHealth Group Incorporated	NO	
		00000	72-1349752				Surgery Center of Easton, LLC	DE	NIA	SC Affiliates, LLC	Ownership	100.000	UnitedHealth Group Incorporated	NO	
		00000	63-1212213				Surgery Center of Ellicott City, Inc.	DE	NIA	SC Affiliates, LLC	Ownership	100.000	UnitedHealth Group Incorporated	NO	
		00000	20-1733152				Surgery Center of Fairfield County, LLC	DE	NIA	SunSurgery, LLC	Ownership	10.602	UnitedHealth Group Incorporated	NO	2
		00000	20-1733152				Surgery Center of Fairfield County, LLC	DE	NIA	SCA-Connecticut Partners, LLC	Ownership	51.000	UnitedHealth Group Incorporated	NO	2
		00000	92-3634096				Surgery Center of Highlands Ranch, LLC	CO	NIA	SC Affiliates, LLC	Ownership	100.000	UnitedHealth Group Incorporated	NO	
		00000	62-1179539				Surgery Center of Lexington, LLC	DE	NIA	SC Affiliates, LLC	Ownership	49.000	UnitedHealth Group Incorporated	NO	2
		00000	92-3945813				Surgery Center of Longs Peak, LLC	CO	NIA	SC Affiliates, LLC	Ownership	100.000	UnitedHealth Group Incorporated	NO	
		00000	62-1179537				Surgery Center of Louisville, LLC	DE	NIA	SC Affiliates, LLC	Ownership	100.000	UnitedHealth Group Incorporated	NO	
		00000	63-1231944				Surgery Center of Maui, LLC	DE	NIA	SC Affiliates, LLC	Ownership	100.000	UnitedHealth Group Incorporated	NO	
		00000	83-2600045				Surgery Center of Mt. Scott, LLC	OR	NIA	Providence & SCA Off-Campus Holdings, LLC	Ownership	51.000	UnitedHealth Group Incorporated	NO	2
		00000	63-1194204				Surgery Center of Muskogee, LLC	DE	NIA	SC Affiliates, LLC	Ownership	100.000	UnitedHealth Group Incorporated	NO	
		00000	68-0561185				Surgery Center of Pinehurst, L.L.C.	NC	NIA	SCA Pinehurst Holdings, LLC	Ownership	10.000	UnitedHealth Group Incorporated	NO	2
		00000	63-1212214				Surgery Center of Southern Pines, LLC	DE	NIA	Surgery Center Holding, LLC	Ownership	100.000	UnitedHealth Group Incorporated	NO	
		00000	82-3448050				Surgery Center of The Woodlands, LLC	TX	NIA	SCA-Woodlands Holdings, LLC	Ownership	54.790	UnitedHealth Group Incorporated	NO	
		00000	36-3562598				Surgery Centers of Des Moines, Ltd., an Iowa Limited Partnership	IA	NIA	Surgery Center of Des Moines, LLC	Ownership	60.600	UnitedHealth Group Incorporated	NO	
		00000	68-0282268				Surgery Centers-West Holdings, LLC	DE	NIA	Surgical Care Affiliates, LLC	Ownership	100.000	UnitedHealth Group Incorporated	NO	
		00000	20-8922307				Surgical Care Affiliates, LLC	DE	NIA	SCAI Holdings, LLC	Ownership	100.000	UnitedHealth Group Incorporated	NO	
		00000	46-2971080				Surgical Care Partners of Melbourne, LLC	DE	NIA	SHC Melbourne, Inc.	Ownership	76.164	UnitedHealth Group Incorporated	NO	
		00000	75-1925497				Surgical Caregivers of Fort Worth, LLC	TX	NIA	Surgical Care Affiliates, LLC	Influence	0.000	UnitedHealth Group Incorporated	NO	
		00000	63-1251243				Surgical Center of Greensboro, LLC	NC	NIA	NSC Greensboro, LLC	Ownership	35.716	UnitedHealth Group Incorporated	NO	2
		00000	22-2709324				Surgical Center of South Jersey, Limited Partnership	NJ	NIA	SCA-South Jersey, LLC	Ownership	69.017	UnitedHealth Group Incorporated	NO	2
		00000	22-2709324				Surgical Center of South Jersey, Limited Partnership	NJ	NIA	SC Affiliates, LLC	Ownership	3.308	UnitedHealth Group Incorporated	NO	2
		00000	63-1138507				Surgical Center of Tuscaloosa Holdings, LLC	AL	NIA	Surgical Care Affiliates, LLC	Ownership	100.000	UnitedHealth Group Incorporated	NO	
		00000	88-2585662				Surgical Center of TVH, LLC	ID	NIA	Treasure Valley Hospital Limited Partnership	Ownership	100.000	UnitedHealth Group Incorporated	NO	
		00000	65-1321064				Surgical Eye Experts, LLC	MA	NIA	Reliant Medical Group, Inc.	Ownership	100.000	UnitedHealth Group Incorporated	NO	1
		00000	58-1941168				Surgical Health, LLC	DE	NIA	Surgical Care Affiliates, LLC	Ownership	100.000	UnitedHealth Group Incorporated	NO	
		00000	84-4983977				Surgical Management Solutions, LLC	DE	NIA	SC Affiliates, LLC	Ownership	100.000	UnitedHealth Group Incorporated	NO	
		00000	22-2529259				Surgicare of Central Jersey, LLC	NJ	NIA	Virtua-SCA Holdings, LLC	Ownership	55.000	UnitedHealth Group Incorporated	NO	2
		00000	64-0629000				Surgicare of Jackson, LLC	DE	NIA	Surgery Center Holding, LLC	Ownership	100.000	UnitedHealth Group Incorporated	NO	
		00000	75-2162993				Surgicare of Jackson, Ltd., a Mississippi Limited Partnership	MS	NIA	Surgicare of Jackson, LLC	Ownership	39.500	UnitedHealth Group Incorporated	NO	2
		00000	75-2287141				Surgicare of Joliet, Inc.	IL	NIA	Surgery Center Holding, LLC	Ownership	100.000	UnitedHealth Group Incorporated	NO	
		00000	75-2501191				Surgicare of La Veta, Inc.	CA	NIA	Surgery Centers-West Holdings, LLC	Ownership	100.000	UnitedHealth Group Incorporated	NO	
		00000	75-2507129				Surgicare of La Veta, Ltd., a California Limited Partnership	CA	NIA	Beach Surgical Holdings III, LLC	Ownership	30.666	UnitedHealth Group Incorporated	NO	2
		00000	41-1437636				Surgicare of Minneapolis, LLC	DE	NIA	Surgery Center Holding, LLC	Ownership	100.000	UnitedHealth Group Incorporated	NO	
		00000	41-1624905				Surgicare of Minneapolis, Ltd., a Minnesota Limited Partnership	MN	NIA	Surgicare of Minneapolis, LLC	Ownership	20.654	UnitedHealth Group Incorporated	NO	2
		00000	75-2459713				Surgicare of Mobile, LLC	DE	NIA	Surgery Center Holding, LLC	Ownership	100.000	UnitedHealth Group Incorporated	NO	
		00000	75-2459715				Surgicare of Mobile, Ltd.	AL	NIA	Surgicare of Mobile, LLC	Ownership	20.000	UnitedHealth Group Incorporated	NO	2
		00000	75-2448926				Surgicare of Oceanside, Inc.	CA	NIA	Surgery Center Holding, LLC	Ownership	100.000	UnitedHealth Group Incorporated	NO	
		00000	75-2184730				Surgicare of Owensboro, LLC	DE	NIA	Surgery Center Holding, LLC	Ownership	100.000	UnitedHealth Group Incorporated	NO	
		00000	75-2200171				Surgicare of Salem, LLC	DE	NIA	Surgery Center Holding, LLC	Ownership	100.000	UnitedHealth Group Incorporated	NO	

ANNUAL STATEMENT FOR THE YEAR 2023 OF THE UnitedHealthcare Plan of the River Valley, Inc.

SCHEDULE Y
PART 1A - DETAIL OF INSURANCE HOLDING COMPANY SYSTEM

1	2	3	4	5	6	7	8	9	10	11	12	13	14	15	16
Group Code	Group Name	NAIC Company Code	ID Number	Federal RSSD	CIK	Name of Securities Exchange if Publicly Traded (U.S. or International)	Names of Parent, Subsidiaries Or Affiliates	Domi-ciliary Location	Relation-ship to Reporting Entity	Directly Controlled by (Name of Entity/Person)	Type of Control (Ownership, Board, Management, Attorney-in-Fact, Influence, Other)	If Control is Ownership Provide Percentage	Ultimate Controlling Entity(ies)/Person(s)	Is an SCA Filing Re-quired? (Yes/No)	*
		00000	35-1975122				Surgicare, LLC	IN	NIA	SCA-Surgicare, LLC	Ownership	53.684	UnitedHealth Group Incorporated	NO	
		00000	95-3329855				Surgicenters of Southern California, Inc.	CA	NIA	Surgery Center Holding, LLC	Ownership	100.000	UnitedHealth Group Incorporated	NO	
		00000	86-1047772				Surprise Health Center, PLLC	AZ	NIA	Physician United PLLC	Ownership	100.000	UnitedHealth Group Incorporated	NO	1
		00000	20-5176158				Susan Albright P.L.C.	AZ	NIA	Physician United PLLC	Ownership	100.000	UnitedHealth Group Incorporated	NO	1
		00000	92-0746093				SVHS-SCA Emerald Coast JV, LLC	FL	NIA	SCA-Fort Walton, Inc.	Ownership	49.000	UnitedHealth Group Incorporated	NO	2
		00000	85-0571986				SVHS-SCA Florida JV, LLC	DE	NIA	SCA-Sacred Heart Holdings, LLC	Ownership	49.000	UnitedHealth Group Incorporated	NO	2
		00000	82-3283507				SNF Home Care Services, LLC	FL	NIA	AF-CH-HH, LLC	Ownership	100.000	UnitedHealth Group Incorporated	NO	
		00000	93-1172065				Talbert Medical Group, P.C.	CA	NIA	HealthCare Partners Affiliates Medical Group	Ownership	100.000	UnitedHealth Group Incorporated	NO	1
		00000					Tecnología de Información en Salud S.A.	CHL	NIA	Clínica Santa María S.p.A.	Ownership	50.000	UnitedHealth Group Incorporated	NO	
		00000					Tecnología de Información en Salud S.A.	CHL	NIA	Clínica Dávila y Servicios Médicos S.p.A.	Ownership	50.000	UnitedHealth Group Incorporated	NO	
		00000	20-3427231				Tennessee Health Care Group, LLC	TN	NIA	LHC Group, Inc.	Ownership	100.000	UnitedHealth Group Incorporated	NO	
		00000	36-4855333				Tennessee In-Home Healthcare Partnership-I, LLC	TN	NIA	In-Home Healthcare Partnership, LLC	Ownership	100.000	UnitedHealth Group Incorporated	NO	
		00000	37-1843674				Tennessee In-Home Healthcare Partnership-II, LLC	TN	NIA	In-Home Healthcare Partnership, LLC	Ownership	100.000	UnitedHealth Group Incorporated	NO	
		00000	61-1863937				Tennessee In-Home Healthcare Partnership-III, LLC	TN	NIA	In-Home Healthcare Partnership, LLC	Ownership	100.000	UnitedHealth Group Incorporated	NO	
		00000	85-1878206				Tennessee In-Home Healthcare Partnership-IV, LLC	TN	NIA	In-Home Healthcare Partnership, LLC	Ownership	100.000	UnitedHealth Group Incorporated	NO	
		00000	81-4903487				Tennessee In-Home Partner-I, LLC	TN	NIA	Tennessee In-Home Healthcare Partnership-I, LLC	Ownership	100.000	UnitedHealth Group Incorporated	NO	
		00000	81-4736011				Tennessee In-Home Partner-II, LLC	TN	NIA	Tennessee In-Home Healthcare Partnership-II, LLC	Ownership	100.000	UnitedHealth Group Incorporated	NO	
		00000	82-3982817				Tennessee In-Home Partner-III, LLC	TN	NIA	Tennessee In-Home Healthcare Partnership-III, LLC	Ownership	100.000	UnitedHealth Group Incorporated	NO	
		00000	85-1877933				Tennessee In-Home Partner-IV, LLC	TN	NIA	Tennessee In-Home Healthcare Partnership-IV, LLC	Ownership	100.000	UnitedHealth Group Incorporated	NO	
		00000	62-1049414				Tennessee Nursing Services of Morristown, Inc.	TN	NIA	SunCrest Home Health of Claiborne County, Inc.	Ownership	100.000	UnitedHealth Group Incorporated	NO	
		00000	83-2129924				Tennessee Physical Therapy Services of Kingsport, LLC	TN	NIA	Tennessee Health Care Group, LLC	Ownership	100.000	UnitedHealth Group Incorporated	NO	
		00000	83-2743288				Tennessee Physical Therapy Services of Knoxville, LLC	TN	NIA	Tennessee Health Care Group, LLC	Ownership	100.000	UnitedHealth Group Incorporated	NO	
		00000	87-2087086				Tennessee Physical Therapy Services of Memphis, LLC	TN	NIA	Tennessee Health Care Group, LLC	Ownership	100.000	UnitedHealth Group Incorporated	NO	
		00000	86-2321464				Tennessee Physical Therapy Services of Juliet, LLC	TN	NIA	Tennessee Health Care Group, LLC	Ownership	100.000	UnitedHealth Group Incorporated	NO	
		00000	02-0732711				Texas Health Care Group Holdings, LLC	LA	NIA	LHC Group, Inc.	Ownership	100.000	UnitedHealth Group Incorporated	NO	
		00000	41-2076211				Texas Health Care Group of Texarkana, L.L.C.	TX	NIA	Southwest Post-Acute Care Partnership, LLC	Ownership	100.000	UnitedHealth Group Incorporated	NO	
		00000	27-0075424				Texas Health Care Group of The Golden Triangle, LLC	TX	NIA	Texas Health Care Group, L.L.C.	Ownership	81.250	UnitedHealth Group Incorporated	NO	
		00000	62-1850044				Texas Health Care Group, L.L.C.	TX	NIA	LHC Group, Inc.	Ownership	100.000	UnitedHealth Group Incorporated	NO	
		00000	38-3897811				Texas Health Craig Ranch Surgery Center, LLC	TX	NIA	Surgical Care Affiliates, LLC	Influence	0.000	UnitedHealth Group Incorporated	NO	
		00000	80-0866449				Texas Health Flower Mound Orthopedic Surgery Center, LLC	TX	NIA	Surgical Care Affiliates, LLC	Influence	0.000	UnitedHealth Group Incorporated	NO	
		00000	81-4977249				Texas Health Orthopedic Surgery Center Alliance, LLC	TX	NIA	Surgical Care Affiliates, LLC	Influence	0.000	UnitedHealth Group Incorporated	NO	
		00000	82-2296081				Texas Health Surgery Center Alliance, LLC	TX	NIA	Surgical Care Affiliates, LLC	Influence	0.000	UnitedHealth Group Incorporated	NO	

ANNUAL STATEMENT FOR THE YEAR 2023 OF THE UnitedHealthcare Plan of the River Valley, Inc.

SCHEDULE Y
PART 1A - DETAIL OF INSURANCE HOLDING COMPANY SYSTEM

1	2	3	4	5	6	7	8	9	10	11	12	13	14	15	16
Group Code	Group Name	NAIC Company Code	ID Number	Federal RSSD	CIK	Name of Securities Exchange if Publicly Traded (U.S. or International)	Names of Parent, Subsidiaries Or Affiliates	Domi-ciliary Location	Relation-ship to Reporting Entity	Directly Controlled by (Name of Entity/Person)	Type of Control (Ownership, Board, Management, Attorney-in-Fact, Influence, Other)	If Control is Ownership Provide Percentage	Ultimate Controlling Entity(ies)/Person(s)	Is an SCA Filing Re-quired? (Yes/No)	*
		00000	82-1307876				Texas Health Surgery Center Bedford, LLC	TX	NIA	Surgical Care Affiliates, LLC	Influence	0.000	UnitedHealth Group Incorporated	NO	
		00000	85-1225852				Texas Health Surgery Center Chisholm Trail, LLC	TX	NIA	Surgical Care Affiliates, LLC	Influence	0.000	UnitedHealth Group Incorporated	NO	
		00000	92-3847064				Texas Health Surgery Center Forney, LLC	TX	NIA	Surgical Care Affiliates, LLC	Influence	0.000	UnitedHealth Group Incorporated	NO	
		00000	83-1085415				Texas Health Surgery Center Irving, LLC	TX	NIA	Surgical Care Affiliates, LLC	Influence	0.000	UnitedHealth Group Incorporated	NO	
		00000	83-0781259				Texas Health Surgery Center Las Colinas, LLC	TX	NIA	Surgical Care Affiliates, LLC	Influence	0.000	UnitedHealth Group Incorporated	NO	
		00000	20-3991622				Texas Health Surgery Center Preston Plaza, LLC	TX	NIA	Surgical Care Affiliates, LLC	Influence	0.000	UnitedHealth Group Incorporated	NO	
		00000	47-4425996				Texas Health Surgery Center Rockwall, LLC	TX	NIA	Surgical Care Affiliates, LLC	Influence	0.000	UnitedHealth Group Incorporated	NO	
		00000	88-4370079				Texas Health Surgery Center Royse City, LLC	TX	NIA	Surgical Care Affiliates, LLC	Influence	0.000	UnitedHealth Group Incorporated	NO	
		00000	84-3814490				Texas Health Surgery Center Southwest Fort Worth, LLC	TX	NIA	Surgical Care Affiliates, LLC	Influence	0.000	UnitedHealth Group Incorporated	NO	
		00000	84-1953918				Texas Health Surgery Center Willow Park, LLC	TX	NIA	Surgical Care Affiliates, LLC	Influence	0.000	UnitedHealth Group Incorporated	NO	
		00000	86-3380429				Texas Physical Therapy Services of Baytown, LLC	TX	NIA	Texas Health Care Group, L.L.C.	Ownership	100.000	UnitedHealth Group Incorporated	NO	
		00000	88-2072971				Texas Physical Therapy Services of Burleson, LLC	TX	NIA	Texas Health Care Group, L.L.C.	Ownership	100.000	UnitedHealth Group Incorporated	NO	
		00000	52-1468699				The Advisory Board Company	DE	NIA	OptumInsight, Inc.	Ownership	100.000	UnitedHealth Group Incorporated	NO	
		00000	31-1426870				The Center for Cognitive and Behavioral Therapy of Greater Columbus, Inc.	OH	NIA	Refresh Mental Health, Inc.	Ownership	100.000	UnitedHealth Group Incorporated	NO	
		00000	02-0487579				The Center for Eating Disorders Management, Inc.	NH	NIA	Refresh Management, LLC	Ownership	100.000	UnitedHealth Group Incorporated	NO	
0707	UnitedHealth Group Incorporated	61832	52-0676509				The Chesapeake Life Insurance Company	OK	IA	HealthMarkets Group, Inc.	Ownership	100.000	UnitedHealth Group Incorporated	NO	
		00000	91-0214500				The Everett Clinic, PLLC	WA	NIA	Everett Physicians, Inc. P.S.	Ownership	100.000	UnitedHealth Group Incorporated	NO	1
		00000	20-5562797				The Eye Surgery Center of the Carolinas, L.P.	NC	NIA	Surgery Center of Southern Pines, LLC	Ownership	20.000	UnitedHealth Group Incorporated	NO	2
		00000	56-1970224				The Lewin Group, Inc.	NC	NIA	Optum Public Sector Solutions, Inc.	Ownership	100.000	UnitedHealth Group Incorporated	NO	
		00000	61-1409045				The Outpatient Surgery Center of Hilton Head, LLC	SC	NIA	SCA-Hilton Head, LLC	Ownership	20.000	UnitedHealth Group Incorporated	NO	2
		00000	83-1192367				The Polyclinic MSO, LLC	DE	NIA	Collaborative Care Holdings, LLC	Ownership	80.100	UnitedHealth Group Incorporated	NO	
		00000	91-0369070				The Polyclinic, PLLC	WA	NIA	Polyclinic Holdings, P.C.	Ownership	100.000	UnitedHealth Group Incorporated	NO	1
		00000	20-8357849				The Potter's House Family & Children Treatment Center, LLC	GA	NIA	Physician(s) Owned	Influence	0.000	UnitedHealth Group Incorporated	NO	1
		00000	72-1349755				The Surgery Center of Easton, L.P.	TN	NIA	Surgery Center of Easton, LLC	Ownership	49.000	UnitedHealth Group Incorporated	NO	2
		00000	06-1552689				The Surgical Center of Connecticut, LLC	CT	NIA	SCA-Main Street, LLC	Ownership	88.309	UnitedHealth Group Incorporated	NO	2
		00000	37-1446353				The Surgical Center of the Treasure Coast, L.L.C.	FL	NIA	SCA-St. Lucie, LLC	Ownership	51.000	UnitedHealth Group Incorporated	NO	
		00000	46-5461304				The Tabor Therapy Group, Inc.	IL	NIA	Physician(s) Owned	Influence	0.000	UnitedHealth Group Incorporated	NO	1
		00000	20-8862235				Thomas Home Health, LLC	AL	NIA	Alabama Health Care Group, LLC	Ownership	67.000	UnitedHealth Group Incorporated	NO	
		00000	26-1579919				Thomas Johnson Surgery Center, LLC	MD	NIA	SCA-Frederick, LLC	Ownership	70.000	UnitedHealth Group Incorporated	NO	
		00000	25-1825549				Three Rivers Holdings, Inc.	DE	NIA	AmeriChoice Corporation	Ownership	100.000	UnitedHealth Group Incorporated	NO	
		00000	27-0705907				Three Rivers HomeCare, LLC	OR	NIA	Oregon Health Care Group, LLC	Ownership	75.000	UnitedHealth Group Incorporated	NO	
		00000	59-3143128				Tmesys, LLC	FL	NIA	PMI Acquisition, LLC	Ownership	100.000	UnitedHealth Group Incorporated	NO	
		00000	45-2856177				Tomball Texas Home Care Services, LLC	DE	NIA	AFAM Holding Co, LLC	Ownership	100.000	UnitedHealth Group Incorporated	NO	
		00000	98-1287904				Topimagem Diagnostico por Imagem Ltda.	BRA	NIA	S.A. - Empresa de Serviços Hospitalares	Ownership	100.000	UnitedHealth Group Incorporated	NO	
		00000	92-2981104				Total Surgery Center, LLC	FL	NIA	SCA Total Holdings, LLC	Ownership	51.000	UnitedHealth Group Incorporated	NO	
		00000	83-1528858				Trails Edge Surgery Center, LLC	FL	NIA	SCA-Bonita Springs, LLC	Ownership	51.000	UnitedHealth Group Incorporated	NO	
		00000	83-1528858				Trails Edge Surgery Center, LLC	FL	NIA	SC Affiliates, LLC	Ownership	11.670	UnitedHealth Group Incorporated	NO	

SCHEDULE Y
PART 1A - DETAIL OF INSURANCE HOLDING COMPANY SYSTEM

1	2	3	4	5	6	7	8	9	10	11	12	13	14	15	16
Group Code	Group Name	NAIC Company Code	ID Number	Federal RSSD	CIK	Name of Securities Exchange if Publicly Traded (U.S. or International)	Names of Parent, Subsidiaries Or Affiliates	Domi-ciliary Location	Relation-ship to Reporting Entity	Directly Controlled by (Name of Entity/Person)	Type of Control (Ownership, Board, Management, Attorney-in-Fact, Influence, Other)	If Control is Ownership Provide Percentage	Ultimate Controlling Entity(ies)/Person(s)	Is an SCA Filing Re-quired? (Yes/No)	*
		00000	84-2324145				Transformer DE I, LLC	DE	NIA	Collaborative Care Holdings, LLC	Ownership	100.000	UnitedHealth Group Incorporated	NO	
		00000	84-2323758				Transformer DE II, LLC	DE	NIA	Collaborative Care Holdings, LLC	Ownership	100.000	UnitedHealth Group Incorporated	NO	
		00000	87-4490776				Transformer TX Holdings, LLC	TX	NIA	Collaborative Care Holdings, LLC	Ownership	45.161	UnitedHealth Group Incorporated	NO	
		00000	87-4490776				Transformer TX Holdings, LLC	TX	NIA	Transformer DE I, LLC	Ownership	18.362	UnitedHealth Group Incorporated	NO	
		00000	87-4490776				Transformer TX Holdings, LLC	TX	NIA	Transformer DE II, LLC	Ownership	18.362	UnitedHealth Group Incorporated	NO	
		00000	52-1431155				Travel Express Incorporated	MD	NIA	FrontierMEDX, Inc.	Ownership	100.000	UnitedHealth Group Incorporated	NO	
		00000	46-2613170				Treasure Valley Emerald Properties, LLC	DE	NIA	Treasure Valley Hospital Limited Partnership	Ownership	100.000	UnitedHealth Group Incorporated	NO	2
		00000	33-0592165				Treasure Valley Hospital Limited Partnership	ID	NIA	Surgical Health, LLC	Ownership	38.988	UnitedHealth Group Incorporated	NO	2
		00000	20-2386707				Tri-County Surgery Center, LLC	PA	NIA	Virtua-SCA Holdings II, LLC	Ownership	55.000	UnitedHealth Group Incorporated	NO	2
		00000	71-0917928				Tri-Parish Community HomeCare, L.L.C.	LA	NIA	Louisiana Health Care Group, L.L.C.	Ownership	100.000	UnitedHealth Group Incorporated	NO	
		00000	26-2552129				Triangle Counseling Agency, Inc.	NC	NIA	Physician(s) Owned	Influence	0.000	UnitedHealth Group Incorporated	NO	1
		00000	26-3539405				Trigg County Home Health, Inc.	KY	NIA	SunCrest LBL Holdings, Inc.	Ownership	100.000	UnitedHealth Group Incorporated	NO	
		00000	81-3354819				TTCP-SR Holdings, Inc.	DE	NIA	Change Healthcare Solutions, LLC	Ownership	100.000	UnitedHealth Group Incorporated	NO	
		00000	30-0838429				Tucson Home Care Services, LLC	DE	NIA	AF-CH-HH, LLC	Ownership	100.000	UnitedHealth Group Incorporated	NO	
		00000	93-1677251				Tuscaloosa Anesthesia Associates, LLC	DE	NIA	Tuscaloosa Surgical Center, L.P.	Ownership	100.000	UnitedHealth Group Incorporated	NO	
		00000	63-0974161				Tuscaloosa Surgical Center, L.P.	AL	NIA	Surgical Center of Tuscaloosa Holdings, LLC	Ownership	20.000	UnitedHealth Group Incorporated	NO	2
		00000	27-1000828				Twin Lakes Home Health Agency, LLC	KY	NIA	Kentucky Health Care Group, LLC	Ownership	75.000	UnitedHealth Group Incorporated	NO	
		00000	94-3077084				U.S. Behavioral Health Plan, California	CA	IA	United Behavioral Health	Ownership	100.000	UnitedHealth Group Incorporated	NO	
		00000	92-3906209				UCH-SCA LPSC Holdings, LLC	DE	NIA	SC Affiliates, LLC	Ownership	100.000	UnitedHealth Group Incorporated	NO	
		00000	92-1499968				UCHealth HRH-SCA Holdings, LLC	DE	NIA	SC Affiliates, LLC	Ownership	100.000	UnitedHealth Group Incorporated	NO	
		00000	26-1232189				UCSD Ambulatory Surgery Center, LLC	DE	NIA	UCSD-SCA Holdings II, LLC	Ownership	52.545	UnitedHealth Group Incorporated	NO	2
		00000	82-2326631				UCSD Center for Surgery of Encinitas, L.P.	CA	NIA	UCSD-SCA Holdings I, LLC	Ownership	60.382	UnitedHealth Group Incorporated	NO	2
		00000	82-2218664				UCSD Surgical Center of San Diego, LLC	CA	NIA	UCSD-SCA Holdings I, LLC	Ownership	51.004	UnitedHealth Group Incorporated	NO	2
		00000	81-3287291				UCSD-SCA Holdings I, LLC	DE	NIA	SCA-Encinitas, Inc.	Ownership	49.000	UnitedHealth Group Incorporated	NO	2
		00000	81-3144140				UCSD-SCA Holdings II, LLC	DE	NIA	SCA-San Diego, Inc.	Ownership	49.000	UnitedHealth Group Incorporated	NO	2
		00000	98-1388279				UHC Finance (Ireland) Limited	IRL	NIA	UnitedHealth Group International Finance (Ireland) Unlimited Company	Ownership	100.000	UnitedHealth Group Incorporated	NO	
		00000	41-1913059				UHC International Services, Inc.	DE	NIA	UnitedHealth Group Incorporated	Ownership	100.000	UnitedHealth Group Incorporated	NO	
		00000	95-2931460				UHC of California	CA	IA	United HealthCare Services, Inc.	Ownership	100.000	UnitedHealth Group Incorporated	NO	
		00000	98-1103713				UHC - FZE	ARE	NIA	UnitedHealthcare Global Medical (UK) Limited	Ownership	100.000	UnitedHealth Group Incorporated	NO	
		00000	98-1372063				UHC Holdings (Ireland) Limited	IRL	NIA	United HealthCare Services, Inc.	Ownership	100.000	UnitedHealth Group Incorporated	NO	
		00000	98-1372064				UHC Services (Ireland) Limited	IRL	NIA	UHC Holdings (Ireland) Limited	Ownership	100.000	UnitedHealth Group Incorporated	NO	
		00000					UHG Holdings 1 (Ireland) Unlimited Company	IRL	NIA	UHG International (Ireland) Unlimited Company	Ownership	96.705	UnitedHealth Group Incorporated	NO	
		00000					UHG Holdings 1 (Ireland) Unlimited Company	IRL	NIA	Bordeaux International Holdings, Inc.	Ownership	3.295	UnitedHealth Group Incorporated	NO	
		00000					UHG Holdings 3 (Ireland) Unlimited Company	IRL	NIA	Bordeaux UK Holdings II Limited	Ownership	100.000	UnitedHealth Group Incorporated	NO	
		00000	98-0559902				UHG Holdings UK IV Limited	GBR	NIA	Bordeaux UK Holdings I Limited	Ownership	99.993	UnitedHealth Group Incorporated	NO	
		00000	98-0559902				UHG Holdings UK IV Limited	GBR	NIA	Bordeaux (Barbados) Holdings I, SRL	Ownership	0.007	UnitedHealth Group Incorporated	NO	
		00000	98-1249178				UHG Holdings UK V Limited	GBR	NIA	UHG Holdings UK IV Limited	Ownership	100.000	UnitedHealth Group Incorporated	NO	
		00000	98-1390073				UHG Holdings UK VI Limited	GBR	NIA	UnitedHealthcare Europe S.à.r.l.	Ownership	100.000	UnitedHealth Group Incorporated	NO	
		00000					UHG Holdings UK VII Limited	GBR	NIA	Bordeaux Holdings, LLC	Ownership	100.000	UnitedHealth Group Incorporated	NO	
		00000					UHG International (Ireland) Unlimited Company	IRL	NIA	FrontierMEDX US, Inc.	Ownership	100.000	UnitedHealth Group Incorporated	NO	
		00000	41-1921008				UHC Holdings, Inc.	DE	NIA	United HealthCare Services, Inc.	Ownership	100.000	UnitedHealth Group Incorporated	NO	
		00000	39-1995276				UMR, Inc.	DE	NIA	United HealthCare Services, Inc.	Ownership	100.000	UnitedHealth Group Incorporated	NO	
		00000	98-1444648				Unidad Médica Diagnóstico S.A.	COL	NIA	Colmedica Medicina Prepagada S.A.	Ownership	92.380	UnitedHealth Group Incorporated	NO	

ANNUAL STATEMENT FOR THE YEAR 2023 OF THE UnitedHealthcare Plan of the River Valley, Inc.

SCHEDULE Y
PART 1A - DETAIL OF INSURANCE HOLDING COMPANY SYSTEM

1	2	3	4	5	6	7	8	9	10	11	12	13	14	15	16
Group Code	Group Name	NAIC Company Code	ID Number	Federal RSSD	CIK	Name of Securities Exchange if Publicly Traded (U.S. or International)	Names of Parent, Subsidiaries Or Affiliates	Domi-ciliary Location	Relation-ship to Reporting Entity	Directly Controlled by (Name of Entity/Person)	Type of Control (Ownership, Board, Management, Attorney-in-Fact, Influence, Other)	If Control is Ownership Provide Percentage	Ultimate Controlling Entity(ies)/Person(s)	Is an SCA Filing Re-quired? (Yes/No)	*
.0707	UnitedHealth Group Incorporated	00000 91529	98-1444648 52-1996029				Unidad Médica Diagnóstico S.A. Unimerica Insurance Company Unimerica Life Insurance Company of New York	.COL .WI	.NIA .IA	Banmedica Internacional SpA OptumHealth Holdings, LLC	Ownership Ownership	7.620 100.000	UnitedHealth Group Incorporated UnitedHealth Group Incorporated	NO NO	
.0707	UnitedHealth Group Incorporated	11596 00000 00000	01-0637149 20-5917714 94-2649097				Unison Health Plan of Delaware, Inc. United Behavioral Health United Behavioral Health of New York, I.P.A., Inc.	.NY .DE .CA	.IA .NIA .NIA	UnitedHealthcare Insurance Company Three Rivers Holdings, Inc. OptumHealth Holdings, LLC	Ownership Ownership Ownership	100.000 100.000 100.000	UnitedHealth Group Incorporated UnitedHealth Group Incorporated UnitedHealth Group Incorporated	NO NO NO	
		00000 00000 00000	41-1868911 75-2583080 41-1289245	3410132			United Group Reinsurance, Inc. United HealthCare Services, Inc. United Resource Networks IPA of New York, Inc.	.NY .TCA .MN	.NIA .NIA .UIP	United Behavioral Health HealthMarkets, LLC UnitedHealth Group Incorporated	Ownership Ownership Ownership	100.000 100.000 100.000	UnitedHealth Group Incorporated UnitedHealth Group Incorporated UnitedHealth Group Incorporated	NO NO NO	
		00000 00000 00000	30-0318238 01-0538317 41-1321939	4665014	0000731766	New York Stock Exchange	UnitedHealth Advisors, LLC UnitedHealth Group Incorporated UnitedHealth Group International Finance (Ireland) Unlimited Company	.NY .ME .DE	.NIA .NIA .UIP	OptumHealth Care Solutions, LLC United HealthCare Services, Inc. Self	Ownership Ownership Ownership	100.000 100.000 100.000	UnitedHealth Group Incorporated UnitedHealth Group Incorporated UnitedHealth Group Incorporated	NO NO NO	
		00000 00000 00000	98-1422474 46-3311984 41-1917398				UnitedHealth Group Ventures, LLC UnitedHealth International, Inc. UnitedHealth Military & Veterans Services, LLC	.IRL .DE .DE	.NIA .NIA .NIA	UnitedHealthcare Europe S.á r.l. UnitedHealth Group Incorporated UnitedHealth Group Incorporated	Ownership Ownership Ownership	100.000 100.000 100.000	UnitedHealth Group Incorporated UnitedHealth Group Incorporated UnitedHealth Group Incorporated	NO NO NO	
.0707	UnitedHealth Group Incorporated	00000 95174	26-2574977 33-0115163				UnitedHealthcare Benefits of Texas, Inc. UnitedHealthcare Benefits Plan of California	.DE .TX	.NIA .IA	United HealthCare Services, Inc. United HealthCare Services, Inc.	Ownership Ownership	100.000 100.000	UnitedHealth Group Incorporated UnitedHealth Group Incorporated	NO NO	
		00000	47-3221444				UnitedHealthcare Community Plan of California, Inc.	.CA	.IA	United HealthCare Services, Inc.	Ownership	100.000	UnitedHealth Group Incorporated	NO	
.0707	UnitedHealth Group Incorporated	00000 13168	46-4348775 26-2688274				UnitedHealthcare Community Plan of Georgia, Inc. UnitedHealthcare Community Plan of Ohio, Inc.	.CA .GA	.IA .IA	United HealthCare Services, Inc. AmeriChoice Corporation	Ownership Ownership	100.000 100.000	UnitedHealth Group Incorporated UnitedHealth Group Incorporated	NO NO	
.0707	UnitedHealth Group Incorporated	12323	56-2451429				UnitedHealthcare Community Plan of Texas, L.L.C.	.OH	.IA	Three Rivers Holdings, Inc.	Ownership	100.000	UnitedHealth Group Incorporated	NO	
.0707	UnitedHealth Group Incorporated	11141	91-2008361				UnitedHealthcare Consulting & Assistance Service (Beijing) Co., Ltd.	.TX	.IA	Ovations, Inc.	Ownership	100.000	UnitedHealth Group Incorporated	NO	
.0707	UnitedHealth Group Incorporated	95467	38-3204052				UnitedHealthcare Community Plan, Inc. UnitedHealthcare Consulting & Assistance Service (Beijing) Co., Ltd.	.MI	.IA	AmeriChoice Corporation	Ownership	100.000	UnitedHealth Group Incorporated	NO	
		00000 00000	98-1200034 98-1199879				UnitedHealthcare Europe S.á r.l. UnitedHealthcare Freedom Insurance Company	.CHN .LUX	.NIA .NIA	UnitedHealthcare International I B.V. Bordeaux UK Holdings II Limited	Ownership Ownership	100.000 100.000	UnitedHealth Group Incorporated UnitedHealth Group Incorporated	NO NO	
.0707	UnitedHealth Group Incorporated	15737 00000	47-3788473 30-0858646				UnitedHealthcare Freedom Plans, Inc. UnitedHealthcare Global Medical (UK) Limited	.NH .DE	.IA .NIA	UnitedHealthcare Freedom Plans, Inc. United HealthCare Services, Inc.	Ownership Ownership	100.000 100.000	UnitedHealth Group Incorporated UnitedHealth Group Incorporated	NO NO	
.0707	UnitedHealth Group Incorporated	00000 79413	98-1029201 36-2739571				UnitedHealthcare Insurance Company UnitedHealthcare Insurance Company of America	.GBR .CT	.NIA .IA	UnitedHealthcare International I B.V. UHC Holdings, Inc.	Ownership Ownership	100.000 100.000	UnitedHealth Group Incorporated UnitedHealth Group Incorporated	NO NO	
.0707	UnitedHealth Group Incorporated	84549	38-2044243				UnitedHealthcare Insurance Company of Illinois	.IL	.IA	United HealthCare Services, Inc.	Ownership	100.000	UnitedHealth Group Incorporated	NO	
.0707	UnitedHealth Group Incorporated	60318	36-3800349				UnitedHealthcare Insurance Company of New York	.IL .NY	.IA .IA	UnitedHealthcare Insurance Company UnitedHealthcare Insurance Company	Ownership Ownership	100.000 100.000	UnitedHealth Group Incorporated UnitedHealth Group Incorporated	NO NO	
.0707	UnitedHealth Group Incorporated	60093	11-3283886				UnitedHealthcare Insurance Company of the River Valley	.NY .IL	.IA .IA	UnitedHealthcare Insurance Company UnitedHealthcare, Inc.	Ownership Ownership	100.000 100.000	UnitedHealth Group Incorporated UnitedHealth Group Incorporated	NO NO	
.0707	UnitedHealth Group Incorporated	12231	20-1902768				UnitedHealthcare Insurance Designated Activity Company	.IL	.IA	UHC Holdings (Ireland) Limited	Ownership	100.000	UnitedHealth Group Incorporated	NO	
		00000 00000	98-1372065 86-0618309				UnitedHealthcare Integrated Services, Inc.	.IRL .AZ	.NIA .IA	UHC Holdings (Ireland) Limited Ovations, Inc.	Ownership Ownership	100.000 100.000	UnitedHealth Group Incorporated UnitedHealth Group Incorporated	NO NO	

ANNUAL STATEMENT FOR THE YEAR 2023 OF THE UnitedHealthcare Plan of the River Valley, Inc.

**SCHEDULE Y
PART 1A - DETAIL OF INSURANCE HOLDING COMPANY SYSTEM**

1	2	3	4	5	6	7	8	9	10	11	12	13	14	15	16
Group Code	Group Name	NAIC Company Code	ID Number	Federal RSSD	CIK	Name of Securities Exchange if Publicly Traded (U.S. or International)	Names of Parent, Subsidiaries Or Affiliates	Domi-ciliary Location	Relation-ship to Reporting Entity	Directly Controlled by (Name of Entity/Person)	Type of Control (Ownership, Board, Management, Attorney-in-Fact, Influence, Other)	If Control is Ownership Provide Percentage	Ultimate Controlling Entity(ies)/Person(s)	Is an SCA Filing Re-quired? (Yes/No)	*
		00000	98-1100512				UnitedHealthcare International I B.V.	.NLD	NIA	FrontierMEDEX US, Inc.	Ownership	100.000	UnitedHealth Group Incorporated	NO	
		00000	98-1079459				UnitedHealthcare International II S.à r.l.	.LUX	NIA	Bordeaux UK Holdings I Limited	Ownership	100.000	UnitedHealth Group Incorporated	NO	
		00000	98-1340853				UnitedHealthcare International III B.V.	.NLD	NIA	UnitedHealthcare International X S.à r.l.	Ownership	100.000	UnitedHealth Group Incorporated	NO	
		00000	98-1077436				UnitedHealthcare International III S.à r.l.	.LUX	NIA	Optum Services (Ireland) Limited	Ownership	100.000	UnitedHealth Group Incorporated	NO	
		00000	98-1080926				UnitedHealthcare International IV S.à r.l.	.LUX	NIA	UnitedHealthcare International VIII S.à r.l.	Ownership	100.000	UnitedHealth Group Incorporated	NO	
		00000	98-1372062				UnitedHealthcare International VIII S.à r.l.	.LUX	NIA	UnitedHealthcare International X S.à r.l.	Ownership	50.000	UnitedHealth Group Incorporated	NO	
		00000	98-1372062				UnitedHealthcare International VIII S.à r.l.	.LUX	NIA	UnitedHealthcare International III S.à r.l.	Ownership	50.000	UnitedHealth Group Incorporated	NO	
		00000	98-1443728				UnitedHealthcare International X S.à r.l.	.LUX	NIA	UnitedHealthcare International III S.à r.l.	Ownership	100.000	UnitedHealth Group Incorporated	NO	
.0707	UnitedHealth Group Incorporated	97179	86-0207231				UnitedHealthcare Life Insurance Company	.WI	IA	Golden Rule Financial Corporation	Ownership	100.000	UnitedHealth Group Incorporated	NO	
.0707	UnitedHealth Group Incorporated	95784	63-0899562				UnitedHealthcare of Alabama, Inc.	.AL	IA	UnitedHealthcare, Inc.	Ownership	100.000	UnitedHealth Group Incorporated	NO	
.0707	UnitedHealth Group Incorporated	96016	86-0507074				UnitedHealthcare of Arizona, Inc.	.AZ	IA	UnitedHealthcare, Inc.	Ownership	100.000	UnitedHealth Group Incorporated	NO	
.0707	UnitedHealth Group Incorporated	95446	63-1036819				UnitedHealthcare of Arkansas, Inc.	.AR	IA	UnitedHealthcare, Inc.	Ownership	100.000	UnitedHealth Group Incorporated	NO	
.0707	UnitedHealth Group Incorporated	95090	84-1004639				UnitedHealthcare of Colorado, Inc.	.CO	IA	UnitedHealthcare, Inc.	Ownership	100.000	UnitedHealth Group Incorporated	NO	
.0707	UnitedHealth Group Incorporated	95264	59-1293865				UnitedHealthcare of Florida, Inc.	.FL	IA	UnitedHealthcare, Inc.	Ownership	100.000	UnitedHealth Group Incorporated	NO	
.0707	UnitedHealth Group Incorporated	95850	58-1653544				UnitedHealthcare of Georgia, Inc.	.GA	IA	UnitedHealthcare, Inc.	Ownership	100.000	UnitedHealth Group Incorporated	NO	
.0707	UnitedHealth Group Incorporated	95776	36-3280214				UnitedHealthcare of Illinois, Inc.	.IL	IA	UnitedHealthcare, Inc.	Ownership	100.000	UnitedHealth Group Incorporated	NO	
.0707	UnitedHealth Group Incorporated	96644	62-1240316				UnitedHealthcare of Kentucky, Inc.	.KY	IA	UnitedHealthcare, Inc.	Ownership	5.828	UnitedHealth Group Incorporated	NO	
.0707	UnitedHealth Group Incorporated	96644	62-1240316				UnitedHealthcare of Kentucky, Ltd.	.KY	IA	UnitedHealthCare Services, Inc.	Ownership	94.172	UnitedHealth Group Incorporated	NO	
.0707	UnitedHealth Group Incorporated	95833	72-1074008				UnitedHealthcare of Louisiana, Inc.	.LA	IA	UnitedHealthcare, Inc.	Ownership	100.000	UnitedHealth Group Incorporated	NO	
.0707	UnitedHealth Group Incorporated	95716	63-1036817				UnitedHealthcare of Mississippi, Inc.	.MS	IA	UnitedHealthcare, Inc.	Ownership	100.000	UnitedHealth Group Incorporated	NO	
.0707	UnitedHealth Group Incorporated	95149	05-0413469				UnitedHealthcare of New England, Inc.	.RI	IA	UnitedHealthCare Services, Inc.	Ownership	100.000	UnitedHealth Group Incorporated	NO	
.0707	UnitedHealth Group Incorporated	13214	26-2697886				UnitedHealthcare of New Mexico, Inc.	.NM	IA	UnitedHealthcare Insurance Company	Ownership	100.000	UnitedHealth Group Incorporated	NO	
.0707	UnitedHealth Group Incorporated	95085	06-1172891				UnitedHealthcare of New York, Inc.	.NY	IA	AmeriChoice Corporation	Ownership	100.000	UnitedHealth Group Incorporated	NO	
.0707	UnitedHealth Group Incorporated	95103	56-1461010				UnitedHealthcare of North Carolina, Inc.	.NC	IA	UnitedHealthcare, Inc.	Ownership	100.000	UnitedHealth Group Incorporated	NO	
.0707	UnitedHealth Group Incorporated	95186	31-1142815				UnitedHealthcare of Ohio, Inc.	.OH	IA	UnitedHealthCare Services, Inc.	Ownership	100.000	UnitedHealth Group Incorporated	NO	
.0707	UnitedHealth Group Incorporated	96903	33-0115166				UnitedHealthcare of Oklahoma, Inc.	.OK	IA	UnitedHealthCare Services, Inc.	Ownership	100.000	UnitedHealth Group Incorporated	NO	
.0707	UnitedHealth Group Incorporated	95893	93-0938819				UnitedHealthcare of Oregon, Inc.	.OR	IA	UnitedHealthCare Services, Inc.	Ownership	100.000	UnitedHealth Group Incorporated	NO	
.0707	UnitedHealth Group Incorporated	95220	25-1756858				UnitedHealthcare of Pennsylvania, Inc.	.PA	IA	Three Rivers Holdings, Inc.	Ownership	100.000	UnitedHealth Group Incorporated	NO	
.0707	UnitedHealth Group Incorporated	16740	35-2674992				UnitedHealthcare of South Carolina, Inc.	.SC	IA	UnitedHealthcare, Inc.	Ownership	100.000	UnitedHealth Group Incorporated	NO	
.0707	UnitedHealth Group Incorporated	95765	95-3939697				UnitedHealthcare of Texas, Inc.	.TX	IA	UnitedHealthcare, Inc.	Ownership	100.000	UnitedHealth Group Incorporated	NO	
.0707	UnitedHealth Group Incorporated	95025	52-1130183				UnitedHealthcare of the Mid-Atlantic, Inc.	.MD	IA	UnitedHealthcare, Inc.	Ownership	100.000	UnitedHealth Group Incorporated	NO	
.0707	UnitedHealth Group Incorporated	95591	47-0676824				UnitedHealthcare of the Midlands, Inc.	.NE	IA	UnitedHealthcare, Inc.	Ownership	100.000	UnitedHealth Group Incorporated	NO	
.0707	UnitedHealth Group Incorporated	96385	43-1361841				UnitedHealthcare of the Midwest, Inc.	.MO	IA	UnitedHealthcare, Inc.	Ownership	100.000	UnitedHealth Group Incorporated	NO	
.0707	UnitedHealth Group Incorporated	95685	86-0875231				UnitedHealthcare of the Rockies, Inc.	.UT	IA	UnitedHealthCare Services, Inc.	Ownership	100.000	UnitedHealth Group Incorporated	NO	
.0707	UnitedHealth Group Incorporated	95501	41-1488563				UnitedHealthcare of Utah, Inc.	.UT	IA	UnitedHealthcare, Inc.	Ownership	100.000	UnitedHealth Group Incorporated	NO	
.0707	UnitedHealth Group Incorporated	48038	91-1312551				UnitedHealthcare of Washington, Inc.	.WA	IA	UnitedHealthCare Services, Inc.	Ownership	100.000	UnitedHealth Group Incorporated	NO	
.0707	UnitedHealth Group Incorporated	95710	39-1555888				UnitedHealthcare of Wisconsin, Inc.	.WI	IA	UnitedHealthcare, Inc.	Ownership	100.000	UnitedHealth Group Incorporated	NO	
.0707	UnitedHealth Group Incorporated	95378	36-3379945				UnitedHealthcare Plan of the River Valley, Inc.	.IL	.RE	UnitedHealthcare, Inc.	Ownership	100.000	UnitedHealth Group Incorporated	NO	
		00000	47-0854646				UnitedHealthcare Service LLC	.DE	NIA	UnitedHealthcare Insurance Company	Ownership	100.000	UnitedHealth Group Incorporated	NO	
		00000	01-0518346				UnitedHealthcare Specialty Benefits, LLC	.ME	NIA	Specialty Benefits, LLC	Ownership	100.000	UnitedHealth Group Incorporated	NO	
		00000	41-1922511				UnitedHealthcare, Inc.	.DE	.UDP	UnitedHealthCare Services, Inc.	Ownership	100.000	UnitedHealth Group Incorporated	NO	
		00000	27-0815205				Unity Health Network, LLC	.DE	NIA	Collaborative Care Holdings, LLC	Ownership	100.000	UnitedHealth Group Incorporated	NO	
		00000	20-8912707				University of TN Medical Center Home Care Services, LLC	.TN	NIA	Tennessee Health Care Group, LLC	Ownership	67.000	UnitedHealth Group Incorporated	NO	
		00000	87-3506992				UOI East Bay Surgery Center, LLC	.RI	NIA	SCA East Bay Holdings, LLC	Ownership	20.000	UnitedHealth Group Incorporated	NO	2

4163

ANNUAL STATEMENT FOR THE YEAR 2023 OF THE UnitedHealthcare Plan of the River Valley, Inc.

SCHEDULE Y PART 1A - DETAIL OF INSURANCE HOLDING COMPANY SYSTEM

1	2	3	4	5	6	7	8	9	10	11	12	13	14	15	16
Group Code	Group Name	NAIC Company Code	ID Number	Federal RSSD	CIK	Name of Securities Exchange if Publicly Traded (U.S. or International)	Names of Parent, Subsidiaries Or Affiliates	Domi-ciliary Location	Relation-ship to Reporting Entity	Directly Controlled by (Name of Entity/Person)	Type of Control (Ownership, Board, Management, Attorney-in-Fact, Influence, Other)	If Control is Ownership Provide Percentage	Ultimate Controlling Entity(ies)/Person(s)	Is an SCA Filing Re-quired? (Yes/No)	*
		00000	83-4657754				Upland Holdings, LLC	CA	NIA	NSC Upland, LLC	Ownership	58.991	UnitedHealth Group Incorporated	NO	
		00000	33-0812827				Upland Outpatient Surgical Center, L.P.	CA	NIA	Upland Holdings, LLC	Ownership	51.000	UnitedHealth Group Incorporated	NO	
		00000	33-0812827				Upland Outpatient Surgical Center, L.P.	CA	NIA	NSC Upland, LLC	Ownership	1.360	UnitedHealth Group Incorporated	NO	
		00000	26-0382877				Urgent Care Holdings, LLC	DE	NIA	Optum Clinics Holding Company, Inc.	Ownership	100.000	UnitedHealth Group Incorporated	NO	
		00000	26-3667220				Urgent Care MSO, LLC	DE	NIA	Urgent Care Holdings, LLC	Ownership	100.000	UnitedHealth Group Incorporated	NO	
		00000	75-2613230				Urology Associates of North Texas, P.L.L.C.	TX	NIA	USMD Affiliated Services	Ownership	100.000	UnitedHealth Group Incorporated	NO	
		00000	20-3887008				USHEALTH Academy, Inc.	TX	NIA	USHEALTH Group, Inc.	Ownership	100.000	UnitedHealth Group Incorporated	NO	
		00000	26-4163593				USHEALTH Administrators, LLC	DE	NIA	USHEALTH Group, Inc.	Ownership	100.000	UnitedHealth Group Incorporated	NO	
		00000	26-3887598				USHEALTH Advisors, LLC	TX	NIA	USHEALTH Group, Inc.	Ownership	100.000	UnitedHealth Group Incorporated	NO	
		00000	75-2225185				USHEALTH Funding, Inc.	DE	NIA	USHEALTH Group, Inc.	Ownership	100.000	UnitedHealth Group Incorporated	NO	
		00000	73-1165000				USHEALTH Group, Inc.	DE	NIA	Golden Rule Financial Corporation	Ownership	100.000	UnitedHealth Group Incorporated	NO	
		00000	20-8048861				USMD Administrative Services, L.L.C.	TX	NIA	USMD Inc.	Ownership	100.000	UnitedHealth Group Incorporated	NO	
		00000	27-2956222				USMD Affiliated Services	TX	NIA	USMD Inc.	Ownership	100.000	UnitedHealth Group Incorporated	NO	
		00000	27-2803133				USMD Diagnostic Services, LLC	TX	NIA	WellMed Networks, Inc.	Ownership	100.000	UnitedHealth Group Incorporated	NO	1
		00000	27-2866866				USMD Holdings, Inc.	DE	NIA	WellMed Medical Management, Inc.	Ownership	100.000	UnitedHealth Group Incorporated	NO	
		00000	73-1662763				USMD Hospital at Arlington, L.P.	TX	NIA	MAT-RX DEVELOPMENT, L.L.C.	Ownership	45.396	UnitedHealth Group Incorporated	NO	1
		00000	20-3571243				USMD Hospital at Fort Worth, L.P.	TX	NIA	MAT-RX DEVELOPMENT, L.L.C.	Ownership	20.024	UnitedHealth Group Incorporated	NO	1
		00000	20-8050318				USMD Inc.	TX	NIA	USMD Holdings, Inc.	Ownership	100.000	UnitedHealth Group Incorporated	NO	
		00000	73-1662757				USMD of Arlington GP, L.L.C.	TX	NIA	MAT-RX DEVELOPMENT, L.L.C.	Ownership	100.000	UnitedHealth Group Incorporated	NO	1
		00000	35-2446102				USMD PPM, LLC	TX	NIA	USMD Inc.	Ownership	100.000	UnitedHealth Group Incorporated	NO	
		00000	38-3933009				Utah Health Care Group, LLC	UT	NIA	LHC Group, Inc.	Ownership	100.000	UnitedHealth Group Incorporated	NO	
		00000	87-0757396				Valley Physicians Network, Inc.	CA	NIA	PrimeCare Medical Network, Inc.	Ownership	100.000	UnitedHealth Group Incorporated	NO	
		00000	61-1761960				Valparaiso Home Care Services, LLC	DE	NIA	AF-CH-HH, LLC	Ownership	100.000	UnitedHealth Group Incorporated	NO	
		00000	85-0780051				Vascular Labs of the Rockies ASC, LLC	DE	NIA	SCA-VLR Holdings Company, LLC	Ownership	51.000	UnitedHealth Group Incorporated	NO	
		00000	32-0449695				Venice Home Care Services, LLC	DE	NIA	AF-CH-HH, LLC	Ownership	100.000	UnitedHealth Group Incorporated	NO	
		00000	81-4629242				Verta Management Services, LLC	DE	NIA	SCA-Verta, LLC	Ownership	100.000	UnitedHealth Group Incorporated	NO	
		00000	81-2820395				Via Vitae MSO, LLC	DE	NIA	OC Cardiology Practice Partners, LLC	Ownership	90.000	UnitedHealth Group Incorporated	NO	
		00000	26-3404003				Victoria Texas Home Care Services, LLC	DE	NIA	AF-CH-HH, LLC	Ownership	100.000	UnitedHealth Group Incorporated	NO	
		00000	98-1443076				Vida Integra S.p.A.	CHL	NIA	Saden S.A.	Ownership	0.000	UnitedHealth Group Incorporated	NO	
		00000	98-1443076				Vida Integra S.p.A.	CHL	NIA	Banmedica S.A.	Ownership	100.000	UnitedHealth Group Incorporated	NO	
		00000					Vida Tres S.A.	CHL	NIA	Clínica Dávila y Servicios Médicos S.p.A.	Ownership	0.000	UnitedHealth Group Incorporated	NO	
		00000					Vida Tres S.A.	CHL	NIA	Banmedica S.A.	Ownership	100.000	UnitedHealth Group Incorporated	NO	
		00000	27-1693889				Vieosoft, Inc.	VA	NIA	Change Healthcare Solutions, LLC	Ownership	100.000	UnitedHealth Group Incorporated	NO	
		00000	06-1762010				Virginia Health Care Group, LLC	VA	NIA	LHC Group, Inc.	Ownership	100.000	UnitedHealth Group Incorporated	NO	
		00000	06-1762015				Virginia HomeCare, LLC	VA	NIA	Virginia Health Care Group, LLC	Ownership	100.000	UnitedHealth Group Incorporated	NO	
		00000	38-4021697				Virginia In-Home Healthcare Partnership-I, LLC	VA	NIA	In-Home Healthcare Partnership, LLC	Ownership	100.000	UnitedHealth Group Incorporated	NO	
		00000	30-0961866				Virginia In-Home Healthcare Partnership-II, LLC	VA	NIA	In-Home Healthcare Partnership, LLC	Ownership	100.000	UnitedHealth Group Incorporated	NO	
		00000	32-0513440				Virginia In-Home Healthcare Partnership-III, LLC	VA	NIA	In-Home Healthcare Partnership, LLC	Ownership	100.000	UnitedHealth Group Incorporated	NO	
		00000	61-1810641				Virginia In-Home Healthcare Partnership-IV, LLC	VA	NIA	In-Home Healthcare Partnership, LLC	Ownership	100.000	UnitedHealth Group Incorporated	NO	
		00000	32-0516972				Virginia In-Home Healthcare Partnership-IX, LLC	VA	NIA	In-Home Healthcare Partnership, LLC	Ownership	100.000	UnitedHealth Group Incorporated	NO	
		00000	38-4020777				Virginia In-Home Healthcare Partnership-V, LLC	VA	NIA	In-Home Healthcare Partnership, LLC	Ownership	100.000	UnitedHealth Group Incorporated	NO	
		00000	37-1843673				Virginia In-Home Healthcare Partnership-VI, LLC	VA	NIA	In-Home Healthcare Partnership, LLC	Ownership	100.000	UnitedHealth Group Incorporated	NO	

ANNUAL STATEMENT FOR THE YEAR 2023 OF THE UnitedHealthcare Plan of the River Valley, Inc.

SCHEDULE Y
PART 1A - DETAIL OF INSURANCE HOLDING COMPANY SYSTEM

1	2	3	4	5	6	7	8	9	10	11	12	13	14	15	16
Group Code	Group Name	NAIC Company Code	ID Number	Federal RSSD	CIK	Name of Securities Exchange if Publicly Traded (U.S. or International)	Names of Parent, Subsidiaries Or Affiliates	Domi-ciliary Location	Relation-ship to Reporting Entity	Directly Controlled by (Name of Entity/Person)	Type of Control (Ownership, Board, Management, Attorney-in-Fact, Influence, Other)	If Control is Ownership Provide Percentage	Ultimate Controlling Entity(ies)/Person(s)	Is an SCA Filing Re-quired? (Yes/No)	*
		00000	37-1844686				Virginia In-Home Healthcare Partnership-VII, LLC	VA	NIA	In-Home Healthcare Partnership, LLC	Ownership	100.000	UnitedHealth Group Incorporated	NO	
		00000	61-1814029				Virginia In-Home Healthcare Partnership-VIII, LLC	VA	NIA	In-Home Healthcare Partnership, LLC	Ownership	100.000	UnitedHealth Group Incorporated	NO	
		00000	32-0580044				Virginia In-Home Healthcare Partnership-X, LLC	VA	NIA	In-Home Healthcare Partnership, LLC	Ownership	100.000	UnitedHealth Group Incorporated	NO	
		00000	36-4908131				Virginia In-Home Healthcare Partnership-XI, LLC	VA	NIA	Virginia Health Care Group, LLC	Ownership	100.000	UnitedHealth Group Incorporated	NO	
		00000	86-2505437				Virginia In-Home Healthcare Partnership-XII, LLC	VA	NIA	In-Home Healthcare Partnership, LLC	Ownership	100.000	UnitedHealth Group Incorporated	NO	
		00000	81-4811317				Virginia In-Home Partner-I, LLC	VA	NIA	Virginia In-Home Healthcare Partnership-I, LLC	Ownership	100.000	UnitedHealth Group Incorporated	NO	
		00000	81-4811408				Virginia In-Home Partner-II, LLC	VA	NIA	Virginia In-Home Healthcare Partnership-II, LLC	Ownership	100.000	UnitedHealth Group Incorporated	NO	
		00000	81-4888094				Virginia In-Home Partner-III, LLC	VA	NIA	Virginia In-Home Healthcare Partnership-III, LLC	Ownership	100.000	UnitedHealth Group Incorporated	NO	
		00000	32-0516324				Virginia In-Home Partner-IV, LLC	VA	NIA	Virginia In-Home Healthcare Partnership-IV, LLC	Ownership	100.000	UnitedHealth Group Incorporated	NO	
		00000	81-5294732				Virginia In-Home Partner-IX, LLC	VA	NIA	Virginia In-Home Healthcare Partnership-IX, LLC	Ownership	100.000	UnitedHealth Group Incorporated	NO	
		00000	81-4737123				Virginia In-Home Partner-V, LLC	VA	NIA	Virginia In-Home Healthcare Partnership-V, LLC	Ownership	100.000	UnitedHealth Group Incorporated	NO	
		00000	81-4737281				Virginia In-Home Partner-VI, LLC	VA	NIA	Virginia In-Home Healthcare Partnership-VI, LLC	Ownership	100.000	UnitedHealth Group Incorporated	NO	
		00000	81-4888210				Virginia In-Home Partner-VII, LLC	VA	NIA	Virginia In-Home Healthcare Partnership-VII, LLC	Ownership	100.000	UnitedHealth Group Incorporated	NO	
		00000	81-5294131				Virginia In-Home Partner-VIII, LLC	VA	NIA	Virginia In-Home Healthcare Partnership-VIII, LLC	Ownership	100.000	UnitedHealth Group Incorporated	NO	
		00000	83-2555935				Virginia In-Home Partner-X, LLC	VA	NIA	Virginia In-Home Healthcare Partnership-X, LLC	Ownership	100.000	UnitedHealth Group Incorporated	NO	
		00000	83-2040583				Virginia In-Home Partner-XI, LLC	VA	NIA	Virginia In-Home Healthcare Partnership-XI, LLC	Ownership	100.000	UnitedHealth Group Incorporated	NO	
		00000	86-2445798				Virginia In-Home Partner-XII, LLC	VA	NIA	Virginia In-Home Healthcare Partnership-XII, LLC	Ownership	100.000	UnitedHealth Group Incorporated	NO	
		00000	85-2278858				Virtua-SCA Holdings II, LLC	DE	NIA	SCA Outside New Jersey, LLC	Ownership	45.000	UnitedHealth Group Incorporated	NO	2
		00000	47-3247166				Virtua-SCA Holdings, LLC	NJ	NIA	SCA-New Jersey, LLC	Ownership	45.000	UnitedHealth Group Incorporated	NO	2
		00000	47-4149749				Virtual Therapeutics Corporation	DE	NIA	Optum Labs, LLC	Ownership	5.613	UnitedHealth Group Incorporated	NO	
		00000	47-4149749				Virtual Therapeutics Corporation	DE	NIA	United HealthCare Services, Inc.	Ownership	36.552	UnitedHealth Group Incorporated	NO	
		00000	47-4149749				Virtual Therapeutics Corporation	DE	NIA	UnitedHealth Group Ventures, LLC	Ownership	41.670	UnitedHealth Group Incorporated	NO	
		00000	85-2408007				Vision NewCo, LLC	DE	NIA	TTCP-SR Holdings, Inc.	Ownership	75.540	UnitedHealth Group Incorporated	NO	
		00000	85-2408007				Vision NewCo, LLC	DE	NIA	Change Healthcare Solutions, LLC	Ownership	24.460	UnitedHealth Group Incorporated	NO	
		00000	20-5232641				Vital Hospice, Inc.	LA	NIA	Louisiana Health Care Group, L.L.C.	Ownership	100.000	UnitedHealth Group Incorporated	NO	
		00000	85-1453387				Vitucci, LCSW, P.C.	IL	NIA	Physician(s) Owned	Influence	0.000	UnitedHealth Group Incorporated	NO	1
		00000	27-1348358				Vivify Health, Inc.	DE	NIA	OptumHealth Care Solutions, LLC	Ownership	100.000	UnitedHealth Group Incorporated	NO	
		00000	46-1558718				VPay Benefits Corporation	TX	NIA	VPay, Inc.	Ownership	100.000	UnitedHealth Group Incorporated	NO	
		00000	85-4390422				VPay Intermediate Holdings, LLC	DE	NIA	Optum Financial, Inc.	Ownership	100.000	UnitedHealth Group Incorporated	NO	
		00000	75-2405220				VPay, Inc.	TX	NIA	VPay Intermediate Holdings, LLC	Ownership	100.000	UnitedHealth Group Incorporated	NO	
		00000	36-4499777				Walnut Hill Surgery Center, LLC	TX	NIA	Surgical Care Affiliates, LLC	Influence	0.000	UnitedHealth Group Incorporated	NO	
		00000	58-1811796				Ware Visiting Nurses Service, Inc.	GA	NIA	Atlantic Homecare, Inc.	Ownership	100.000	UnitedHealth Group Incorporated	NO	
		00000	86-0462952				Warner Family Practice, P.C.	AZ	NIA	Physician United PLLC	Ownership	100.000	UnitedHealth Group Incorporated	NO	1
		00000	81-2110483				Washington D.C. Health Care Group, LLC	DC	NIA	LHC Group, Inc.	Ownership	100.000	UnitedHealth Group Incorporated	NO	

ANNUAL STATEMENT FOR THE YEAR 2023 OF THE UnitedHealthcare Plan of the River Valley, Inc.

SCHEDULE Y
PART 1A - DETAIL OF INSURANCE HOLDING COMPANY SYSTEM

1	2	3	4	5	6	7	8	9	10	11	12	13	14	15	16
Group Code	Group Name	NAIC Company Code	ID Number	Federal RSSD	CIK	Name of Securities Exchange if Publicly Traded (U.S. or International)	Names of Parent, Subsidiaries Or Affiliates	Domiciliary Location	Relationship to Reporting Entity	Directly Controlled by (Name of Entity/Person)	Type of Control (Ownership, Board, Management, Attorney-in-Fact, Influence, Other)	If Control is Ownership Provide Percentage	Ultimate Controlling Entity(ies)/Person(s)	Is an SCA Filing Required? (Yes/No)	*
		00000	26-3811771				Washington Health Care Group, LLC	WA	NIA	LHC Group, Inc.	Ownership	100.000	UnitedHealth Group Incorporated	NO	
		00000	26-4568497				Washington HomeCare and Hospice of Central Basin, LLC	WA	NIA	Washington Health Care Group, LLC	Ownership	100.000	UnitedHealth Group Incorporated	NO	
		00000	20-4885028				Waukegan Hospice, LLC	DE	NIA	Illinois Home Care Holdings, LLC	Ownership	1.000	UnitedHealth Group Incorporated	NO	
		00000	20-4885028				Waukegan Hospice, LLC	DE	NIA	AFAM Holding Co, LLC	Ownership	99.000	UnitedHealth Group Incorporated	NO	
		00000	36-3469841				Wauwatosa Outpatient Surgery Center, LLC	DE	NIA	Surgery Centers-West Holdings, LLC	Ownership	100.000	UnitedHealth Group Incorporated	NO	
		00000	36-3469839				Wauwatosa Surgery Center, LLC	DE	NIA	Wauwatosa Outpatient Surgery Center, LLC	Ownership	20.000	UnitedHealth Group Incorporated	NO	2
		00000	20-5429310				Wayland Square Surgicare Acquisition, L.P.	RI	NIA	Surgery Center Holding, LLC	Ownership	1.000	UnitedHealth Group Incorporated	NO	
		00000	20-5429310				Wayland Square Surgicare Acquisition, L.P.	RI	NIA	SC Affiliates, LLC	Ownership	99.000	UnitedHealth Group Incorporated	NO	
		00000	75-2500274				Wayland Square Surgicare GP, Inc.	RI	NIA	Surgery Center Holding, LLC	Ownership	100.000	UnitedHealth Group Incorporated	NO	
		00000	46-2854394				Waypoint Minnesota PC	MN	NIA	Physician(s) Owned	Influence	0.000	UnitedHealth Group Incorporated	NO	1
		00000	26-3375892				Weatherford Home Care Services, LLC	DE	NIA	AFAM Holding Co, LLC	Ownership	100.000	UnitedHealth Group Incorporated	NO	
		00000	84-2233329				WellMed Florida Medicare ACO, LLC	TX	NIA	WellMed Network of Florida, Inc.	Ownership	100.000	UnitedHealth Group Incorporated	NO	1
		00000	45-2158334				WellMed Florida Services, PLLC	TX	NIA	WellMed Networks, Inc.	Ownership	100.000	UnitedHealth Group Incorporated	NO	1
		00000	84-2193803				WellMed Foundation Medicare ACO, LLC	TX	NIA	WellMed Network of Florida, Inc.	Ownership	100.000	UnitedHealth Group Incorporated	NO	1
		00000	84-2178104				WellMed Greater Texas Medicare ACO, LLC	TX	NIA	WellMed Networks, Inc.	Ownership	100.000	UnitedHealth Group Incorporated	NO	1
		00000	74-2574229				WellMed Medical Group, P.A.	TX	NIA	Physician(s) Owned	Influence	0.000	UnitedHealth Group Incorporated	NO	1
		00000	74-2797745				WellMed Medical Management of Florida, Inc.	FL	NIA	WellMed Medical Management, Inc.	Ownership	100.000	UnitedHealth Group Incorporated	NO	
		00000	74-2786364				WellMed Medical Management, Inc.	TX	NIA	Collaborative Care Holdings, LLC	Ownership	91.000	UnitedHealth Group Incorporated	NO	
		00000	84-2219968				WellMed MSP ACO, LLC	TX	NIA	WellMed Networks, Inc.	Ownership	100.000	UnitedHealth Group Incorporated	NO	1
		00000	84-2204650				WellMed Network Medicare ACO, LLC	TX	NIA	WellMed Networks, Inc.	Ownership	100.000	UnitedHealth Group Incorporated	NO	1
		00000	35-2314192				WellMed Network of Florida, Inc.	TX	NIA	WellMed Networks, Inc.	Ownership	100.000	UnitedHealth Group Incorporated	NO	1
		00000	41-2250215				WellMed Networks - DFW, Inc.	TX	NIA	WellMed Networks, Inc.	Ownership	100.000	UnitedHealth Group Incorporated	NO	1
		00000	74-2889447				WellMed Networks, Inc.	TX	NIA	Physician(s) Owned	Influence	0.000	UnitedHealth Group Incorporated	NO	1
		00000	92-0183013				WellMed of Las Cruces, Inc.	TX	NIA	WellMed Networks, Inc.	Ownership	100.000	UnitedHealth Group Incorporated	NO	1
		00000	88-2731487				WellSpan-SCA Holdings, LLC	DE	NIA	SCA-Hagerstown, LLC	Ownership	49.000	UnitedHealth Group Incorporated	NO	2
		00000	27-2809113				West Coast Endoscopy Holdings, LLC	DE	NIA	SCA Surgery Holdings, LLC	Ownership	100.000	UnitedHealth Group Incorporated	NO	
		00000	26-1266308				West Grove Home Care, LLC	DE	NIA	AFAM Holding Co, LLC	Ownership	100.000	UnitedHealth Group Incorporated	NO	
		00000	26-2947894				West Tennessee HomeCare, LLC	TN	NIA	Tennessee Health Care Group, LLC	Ownership	67.000	UnitedHealth Group Incorporated	NO	
		00000	87-0748651				West Virginia Health Care Group, LLC	WV	NIA	LHC Group, Inc.	Ownership	100.000	UnitedHealth Group Incorporated	NO	
		00000	26-3043290				West Virginia HomeCare, LLC	WV	NIA	West Virginia Health Care Group, LLC	Ownership	100.000	UnitedHealth Group Incorporated	NO	
		00000	83-3393205				West Virginia Physical Therapy Services of Charleston, LLC	WV	NIA	West Virginia Health Care Group, LLC	Ownership	100.000	UnitedHealth Group Incorporated	NO	
		00000	20-2014700				Western Arizona Regional Home Health and Hospice, LLC	AZ	NIA	AF-CH-HH, LLC	Ownership	100.000	UnitedHealth Group Incorporated	NO	
		00000	06-1521999				Western Connecticut Orthopedic Surgical Center, LLC	CT	NIA	SCA-Western Connecticut, LLC	Ownership	56.911	UnitedHealth Group Incorporated	NO	
		00000	16-1365147				Western Region Health Corporation	NY	NIA	Bracor, Inc.	Ownership	100.000	UnitedHealth Group Incorporated	NO	
		00000	47-4468184				Westgreen Surgical Center, LLC	TX	NIA	SCA Westgreen Holdings, LLC	Ownership	51.001	UnitedHealth Group Incorporated	NO	
		00000	85-3312235				WestHealth JV Holdings, LLC	DE	NIA	SCA West Health Holdings, LLC	Ownership	30.000	UnitedHealth Group Incorporated	NO	2
		00000	37-1763155				WestHealth Surgery Center, LLC	MN	NIA	WestHealth JV Holdings, LLC	Ownership	51.000	UnitedHealth Group Incorporated	NO	2
		00000	45-0636596				WESTMED Practice Partners LLC	DE	NIA	Collaborative Care Holdings, LLC	Ownership	100.000	UnitedHealth Group Incorporated	NO	
		00000	26-0274385				Wetzel County HomeCare, LLC	WV	NIA	West Virginia Health Care Group, LLC	Ownership	100.000	UnitedHealth Group Incorporated	NO	
		00000	20-5280925				Wichita Falls Texas Home Care, LLC	TX	NIA	AFAM Holding Co, LLC	Ownership	100.000	UnitedHealth Group Incorporated	NO	
		00000	26-3594822				Wilkes-Barre Home Care Services, LLC	DE	NIA	AF-CH-HH, LLC	Ownership	100.000	UnitedHealth Group Incorporated	NO	
		00000	16-1202250				Willcare Consumer Directed, Inc.	NY	NIA	LHCG New York Holdings, LLC	Ownership	100.000	UnitedHealth Group Incorporated	NO	
		00000	36-4440488				Willcare, Inc.	NY	NIA	Bracor, Inc.	Ownership	100.000	UnitedHealth Group Incorporated	NO	
		00000	88-1643733				Williamsville Consulting, L.L.C.	NY	NIA	Physicians Endoscopy, L.L.C.	Ownership	39.070	UnitedHealth Group Incorporated	NO	2
		00000	27-4816583				Willow Park Endoscopy Center, LLC	TX	NIA	Surgical Care Affiliates, LLC	Influence	0.000	UnitedHealth Group Incorporated	NO	
		00000	27-4816583				Wilson Creek Surgical Center, LLC	TX	NIA	Surgical Care Affiliates, LLC	Influence	0.000	UnitedHealth Group Incorporated	NO	

ANNUAL STATEMENT FOR THE YEAR 2023 OF THE UnitedHealthcare Plan of the River Valley, Inc.

SCHEDULE Y
PART 1A - DETAIL OF INSURANCE HOLDING COMPANY SYSTEM

1	2	3	4	5	6	7	8	9	10	11	12	13	14	15	16
Group Code	Group Name	NAIC Company Code	ID Number	Federal RSSD	CIK	Name of Securities Exchange if Publicly Traded (U.S. or International)	Names of Parent, Subsidiaries Or Affiliates	Domi-ciliary Location	Relation-ship to Reporting Entity	Directly Controlled by (Name of Entity/Person)	Type of Control (Ownership, Board, Management, Attorney-in-Fact, Influence, Other)	If Control is Ownership Provide Percentage	Ultimate Controlling Entity(ies)/Person(s)	Is an SCA Filing Re-quired? (Yes/No)	*
		00000	46-2578657				Wisconsin Health Care Group, LLC	WI	NIA	LHC Group, Inc.	Ownership	100.000	UnitedHealth Group Incorporated	NO	
		00000	85-3366699				Woodbury Surgery Center, LLC	MN	NIA	SCA Woodbury Holdings, LLC	Ownership	62.036	UnitedHealth Group Incorporated	NO	2
		00000	27-1260681				Woods Home Health, LLC	TN	NIA	Tennessee Health Care Group, LLC	Ownership	100.000	UnitedHealth Group Incorporated	NO	
		00000	26-3375945				Woodward Home Care Services, LLC	DE	NIA	AFAM Holding Co IV, LLC	Ownership	100.000	UnitedHealth Group Incorporated	NO	
		00000	85-3596917				Wyoming Health Care Group, LLC	WY	NIA	LHC Group, Inc.	Ownership	100.000	UnitedHealth Group Incorporated	NO	
		00000	52-2102846				XLHealth Corporation	MD	NIA	United HealthCare Services, Inc.	Ownership	100.000	UnitedHealth Group Incorporated	NO	
		00000	98-1107695				XLHealth Corporation India Private Limited	IND	NIA	XLHealth Corporation	Ownership	99.998	UnitedHealth Group Incorporated	NO	
		00000	98-1107695				XLHealth Corporation India Private Limited	IND	NIA	UnitedHealth International, Inc.	Ownership	0.002	UnitedHealth Group Incorporated	NO	
		00000	46-3537245				XLHome Michigan, P.C.	MI	NIA	Physician(s) Owned	Influence	0.000	UnitedHealth Group Incorporated	NO	1
		00000	45-5530241				XLHome Northeast, P.C.	NJ	NIA	Physician(s) Owned	Influence	0.000	UnitedHealth Group Incorporated	NO	1
		00000	46-2931689				XLHome Oklahoma, Inc.	OK	NIA	Physician(s) Owned	Influence	0.000	UnitedHealth Group Incorporated	NO	1
		00000	27-3543997				XLHome, P.C.	MD	NIA	Physician(s) Owned	Influence	0.000	UnitedHealth Group Incorporated	NO	1
		00000	81-2385235				Xplor Counseling, LLC	HI	NIA	Refresh Mental Health, Inc.	Ownership	100.000	UnitedHealth Group Incorporated	NO	
		00000	30-0708462				York Home Care Services, LLC	DE	NIA	AFAM Holding Co, LLC	Ownership	100.000	UnitedHealth Group Incorporated	NO	
		00000	46-0857425				Yorkville Endoscopy, LLC	NY	NIA	PE Healthcare Associates, LLC	Ownership	32.481	UnitedHealth Group Incorporated	NO	2
		00000	27-5284765				Youngstown Home Care Services, LLC	DE	NIA	AFAM Holding Co, LLC	Ownership	100.000	UnitedHealth Group Incorporated	NO	

Asterisk	Explanation
1	Represents a physician or physicians' owned entity (with respect to the ultimate controlling entity), where the entity is deemed to be influenced by the ultimate controlling entity.
2	Represents a minority-owned entity (with respect to the controlling entity), where the entity is deemed to be influenced by the ultimate controlling entity.
3	NCP Investment Holdings acquisition closed in late December 2023, which included approximately 85-95 subsidiaries. These subsidiaries will be added to the organizational chart in 2024 as more information is available.

SCHEDULE Y
PART 2 - SUMMARY OF INSURER'S TRANSACTIONS WITH ANY AFFILIATES

1	2	3	4	5	6	7	8	9	10	11	12	13
NAIC Company Code	ID Number	Names of Insurers and Parent, Subsidiaries or Affiliates	Shareholder Dividends	Capital Contributions	Purchases, Sales or Exchanges of Loans, Securities, Real Estate, Mortgage Loans or Other Investments	Income/ (Disbursements) Incurred in Connection with Guarantees or Undertakings for the Benefit of any Affiliate(s)	Management Agreements and Service Contracts	Income/ (Disbursements) Incurred Under Reinsurance Agreements	*	Any Other Material Activity Not in the Ordinary Course of the Insurer's Business	Totals	Reinsurance Recoverable/ (Payable) on Losses and/or Reserve Credit Taken/(Liability)
	45-2402948	4C Medical Group, PLC	0	0	0	0	2,119,053	0		0	2,119,053	0
	22-3149900	A.G. Dikengil, Inc.	0	0	0	0	252,508	0		0	252,508	0
	72-1187363	AAA Home Health, Inc.	0	0	0	0	187,333	0		0	187,333	0
	64-0917990	Able Home Health, Inc.	0	0	0	0	1,683,433	0		0	1,683,433	0
	47-5519672	AbleTo Behavioral Health Services, PC	0	0	0	0	12,612,388	0		0	12,612,388	0
	71-0917929	Acadian Home Health Care Services, L.L.C.	0	0	0	0	183,267	0		0	183,267	0
	46-1076268	Acadian HomeCare of New Iberia, LLC	0	0	0	0	227,910	0		0	227,910	0
	71-0917930	Acadian HomeCare, L.L.C.	0	0	0	0	1,029,441	0		0	1,029,441	0
	41-1913523	ACN Group IPA of New York, Inc.	0	0	0	0	678,884	0		0	678,884	0
	27-0015861	ACN Group of California, Inc.	(2,000,000)	0	0	0	7,738,739	0		0	5,738,739	0
	20-1310827	Advanced Surgery Center of Clifton, LLC	0	0	0	0	170,926	0		0	170,926	0
	47-5144859	Advanced Surgical Center, LLC	0	0	0	0	155,250	0		0	155,250	0
	26-4093335	Advanced Surgical Hospital, LLC	0	0	0	0	647,873	0		0	647,873	0
	47-5337115	Advocate Condell Ambulatory Surgery Center, LLC	0	0	0	0	365,613	0		0	365,613	0
	36-4437931	Advocate Southwest Ambulatory Surgery Center, LLC	0	0	0	0	538,980	0		0	538,980	0
	61-1464714	Aesthetic Plastic Surgery Institute of Louisville, LLC	0	0	0	0	576,223	0		0	576,223	0
	46-1494814	Affirmations Psychological Services, LLC	0	0	0	0	116,992	0		0	116,992	0
	27-2755453	Alabama Homecare of Montgomery, LLC	0	0	0	0	768,096	0		0	768,096	0
	46-3477124	Aleph Psychological Services, Inc.	0	0	0	0	20,062	0		0	20,062	0
82406	35-1665915	All Savers Insurance Company	0	0	0	0	(221,695,632)	0		15,000,000	(206,695,632)	0
73130	35-1744596	All Savers Life Insurance Company of California	0	0	0	0	(299,913)	0		0	(299,913)	0
	27-1367127	Alliance Surgical Center, LLC	0	0	0	0	601,473	0		0	601,473	0
	87-2158427	Allina Health Heart and Vascular Surgery Center, LLC	0	0	0	0	275,813	0		0	275,813	0
	87-1746250	Allina Health Surgery Center - Brooklyn Park, LLC	0	0	0	0	279,028	0		0	279,028	0
	63-1231942	Aloha Surgical Center, LLC	0	0	0	0	343,425	0		0	343,425	0
	35-2108729	American Health Network of Indiana, LLC	0	0	0	0	5,444,412	0		0	5,444,412	0
	31-1424957	American Health Network of Ohio, LLC	0	0	0	0	675,203	0		0	675,203	0
	54-1743136	AmeriChoice Corporation	325,500,000	0	0	0	0	0		0	325,500,000	0
95497	22-3368602	AmeriChoice of New Jersey, Inc.	(42,000,000)	0	0	0	(674,639,335)	0		0	(716,639,335)	0
	81-2112951	Angie Coil FNP, PLLC	0	0	0	0	48,883	0		0	48,883	0
	82-4763728	Anne Arundel-SCA Surgicenter, LLC	0	0	0	0	1,350,439	0		0	1,350,439	0
	33-0845269	AppleCare Medical Group St. Francis, Inc.	0	0	0	0	25,770	0		0	25,770	0
	33-0898174	AppleCare Medical Group, Inc.	0	0	0	0	40,124,856	0		0	40,124,856	0
	75-2285078	Arcadia Outpatient Surgery Center, L.P.	0	0	0	0	300,977	0		0	300,977	0
	92-2018253	ArchWell Health Medical of Florida, LLC	0	0	0	0	21,259	0		0	21,259	0

SCHEDULE Y

PART 2 - SUMMARY OF INSURER'S TRANSACTIONS WITH ANY AFFILIATES

1	2	3	4	5	6	7	8	9	10	11	12	13
NAIC Company Code	ID Number	Names of Insurers and Parent, Subsidiaries or Affiliates	Shareholder Dividends	Capital Contributions	Purchases, Sales or Exchanges of Loans, Securities, Real Estate, Mortgage Loans or Other Investments	Income/ (Disbursements) Incurred in Connection with Guarantees or Undertakings for the Benefit of any Affiliate(s)	Management Agreements and Service Contracts	Income/ (Disbursements) Incurred Under Reinsurance Agreements	*	Any Other Material Activity Not in the Ordinary Course of the Insurer's Business	Totals	Reinsurance Recoverable/ (Payable) on Losses and/or Reserve Credit Taken/(Liability)
86-3152173	ArchWell Health Professional Services of Alabama, LLC	0	0	0	0	866,779	0	0	866,779	0	0	
87-2986923	ArchWell Health Professional Services of Arizona, LLC	0	0	0	0	809,067	0	0	809,067	0	0	
86-3241870	ArchWell Health Professional Services of Kansas, P.A.	0	0	0	0	1,463,680	0	0	1,463,680	0	0	
86-3222071	ArchWell Health Professional Services of North Carolina, P.C.	0	0	0	0	271,458	0	0	271,458	0	0	
86-3190019	ArchWell Health Professional Services of Oklahoma, LLC	0	0	0	0	46,568	0	0	46,568	0	0	
38-4023101	Arizona In-Home Partner-I, LLC	0	0	0	0	85,520	0	0	85,520	0	0	
81-5027397	Arizona In-Home Partner-II, LLC	0	0	0	0	120,450	0	0	120,450	0	0	
86-0813232	Arizona Physicians IPA, Inc.	(250,000,000)	0	0	0	(1,690,818,106)	0	0	(1,940,818,106)	0	0	
47-1716449	Arkansas Home Health Providers-III, LLC	0	0	0	0	100,948	0	0	100,948	0	0	
47-1754828	Arkansas Home Health Providers-IV, LLC	0	0	0	0	260,894	0	0	260,894	0	0	
06-1778265	Arkansas HomeCare of Forrest City, LLC	0	0	0	0	530,413	0	0	530,413	0	0	
33-1154428	Arkansas HomeCare of Fulton, LLC	0	0	0	0	489,705	0	0	489,705	0	0	
20-3552602	Arkansas HomeCare of Hot Springs, LLC	0	0	0	0	671,379	0	0	671,379	0	0	
84-2301559	Arkansas In-Home Partner-I, LLC	0	0	0	0	338,805	0	0	338,805	0	0	
84-2311081	Arkansas In-Home Partner-II, LLC	0	0	0	0	46,312	0	0	46,312	0	0	
75-2055800	Arlington Surgery Center, LLC	0	0	0	0	421,891	0	0	421,891	0	0	
86-0882561	Astra Medical Clinic, PLLC	0	0	0	0	21,508	0	0	21,508	0	0	
16-1761067	Athens-Limestone HomeCare, LLC	0	0	0	0	299,727	0	0	299,727	0	0	
74-2452953	Atlanta Surgery Center, Ltd. (L.P.)	0	0	0	0	274,299	0	0	274,299	0	0	
22-3645443	Atlantic Gastro Surgicenter, LLC	0	0	0	0	162,503	0	0	162,503	0	0	
04-3397450	Atrius Health, Inc.	0	0	0	0	16,008,879	0	0	16,008,879	0	0	
87-1803974	Atrius MSO, LLC	0	0	0	0	674,149	0	0	674,149	0	0	
26-3389004	Augusta Home Care Services, LLC	0	0	0	0	850,423	0	0	850,423	0	0	
30-0842394	AxelaCare Intermediate Holdings, LLC	0	0	0	0	55,344,289	0	0	55,344,289	0	0	
72-1097827	B.R.A.S.S. Partnership in Commendam	0	0	0	0	521,671	0	0	521,671	0	0	
72-1506691	Baton Rouge HomeCare, L.L.C.	0	0	0	0	592,382	0	0	592,382	0	0	
46-1642468	Bayfront HMA Home Health LLC	0	0	0	0	331,551	0	0	331,551	0	0	
26-3410883	Beauregard Memorial Hospital HomeCare, L.L.C.	0	0	0	0	77,301	0	0	77,301	0	0	
33-0645967	Beaver Medical Group, P.C.	0	0	0	0	1,867,211	0	0	1,867,211	0	0	
88-0267857	Behavioral Healthcare Options, Inc.	0	0	0	0	8,866,920	0	0	8,866,920	0	0	
04-3316367	Behavioral Solutions, P.C.	0	0	0	0	51,394	0	0	51,394	0	0	
22-2848531	Bergen-Passaic Cataract Laser and Surgery Center, LLC	0	0	0	0	776,297	0	0	776,297	0	0	
26-3376776	Berwick Home Care Services, LLC	0	0	0	0	48,582	0	0	48,582	0	0	
22-3858211	Bexar Imaging Center, LLC	0	0	0	0	49,158	0	0	49,158	0	0	
51-0606314	BGR Acquisition, LLC	0	0	0	0	347,161	0	0	347,161	0	0	
06-1137222	BHC Services, Inc.	0	0	0	0	338,343	0	0	338,343	0	0	

SCHEDULE Y
PART 2 - SUMMARY OF INSURER'S TRANSACTIONS WITH ANY AFFILIATES

1	2	3	4	5	6	7	8	9	10	11	12	13
NAIC Company Code	ID Number	Names of Insurers and Parent, Subsidiaries or Affiliates	Shareholder Dividends	Capital Contributions	Purchases, Sales or Exchanges of Loans, Securities, Real Estate, Mortgage Loans or Other Investments	Income/ (Disbursements) Incurred in Connection with Guarantees or Undertakings for the Benefit of any Affiliate(s)	Management Agreements and Service Contracts	Income/ (Disbursements) Incurred Under Reinsurance Agreements	*	Any Other Material Activity Not in the Ordinary Course of the Insurer's Business	Totals	Reinsurance Recoverable/ (Payable) on Losses and/or Reserve Credit Taken/(Liability)
	63-0984076	Birmingham Outpatient Surgery Center, Ltd.	0	0	0	0	2,810,236	0		0	2,810,236	0
	47-4758895	Bloomfield ASC, LLC	0	0	0	0	1,070,473	0		0	1,070,473	0
	62-1530122	Blue Ridge Day Surgery Center, L.P.	0	0	0	0	1,248,673	0		0	1,248,673	0
	65-0241934	Boca Raton Outpatient Surgery & Laser Center, LTD.	0	0	0	0	1,183,372	0		0	1,183,372	0
	20-8826558	Boone Memorial HomeCare, LLC	0	0	0	0	202,254	0		0	202,254	0
	27-3142265	Brevard HMA Home Health, LLC	0	0	0	0	297,248	0		0	297,248	0
	34-1772291	Cambridge Home Health Care, Inc.	0	0	0	0	294,851	0		0	294,851	0
	34-1772292	Cambridge Home Health Care, Inc./Private	0	0	0	0	630,368	0		0	630,368	0
	27-0944633	Camden HomeCare, LLC	0	0	0	0	218,687	0		0	218,687	0
	26-3385545	Cape Fear Valley HomeCare and Hospice, LLC	0	0	0	0	642,736	0		0	642,736	0
	27-3955254	Capital City Medical Group, L.L.C.	0	0	0	0	252,951	0		0	252,951	0
	14-1940881	Capstone Behavioral Health, Inc.	0	0	0	0	32,637	0		0	32,637	0
	59-3338654	Cardiothoracic & Vascular Surgical Associates, P.A.	0	0	0	0	6,721,306	0		0	6,721,306	0
12558	45-4976934	Care Improvement Plus of Texas Insurance Company	(58,000,000)	0	0	0	(52,617)	0		0	(58,052,617)	0
12567	20-3888112	Care Improvement Plus South Central Insurance Company	0	0	0	0	(25,092,109,968)	0		0	(25,092,109,968)	0
14041	27-5038136	Care Improvement Plus Wisconsin Insurance Company	(55,000,000)	0	0	0	(176,637,423)	0		0	(231,637,423)	0
	84-3894124	CareMount Value Partners IPA, LLC	0	0	0	0	2,073,637,578	0		0	2,073,637,578	0
	61-1306845	Caretenders of Cleveland, Inc.	0	0	0	0	1,606,498	0		0	1,606,498	0
	20-5890994	Caretenders of Jacksonville, LLC	0	0	0	0	223,080	0		0	223,080	0
	30-0425709	Caretenders Visiting Services of District 6, LLC	0	0	0	0	1,294,497	0		0	1,294,497	0
	30-0425714	Caretenders Visiting Services of District 7, LLC	0	0	0	0	253,543	0		0	253,543	0
	30-0425715	Caretenders Visiting Services of Gainesville, LLC	0	0	0	0	548,464	0		0	548,464	0
	20-5826497	Caretenders Visiting Services of Hernando County, LLC	0	0	0	0	1,665,444	0		0	1,665,444	0
	20-3021812	Caretenders Visiting Services of Kentuckiana, LLC	0	0	0	0	718,657	0		0	718,657	0
	20-4522444	Caretenders Visiting Services of Ocala, LLC	0	0	0	0	479,450	0		0	479,450	0
	20-5826531	Caretenders Visiting Services of Pinellas County, LLC	0	0	0	0	672,573	0		0	672,573	0
	20-5826553	Caretenders Visiting Services of Southern Illinois, LLC	0	0	0	0	259,793	0		0	259,793	0
	20-2910357	Caretenders Visiting Services of St. Augustine, LLC	0	0	0	0	556,169	0		0	556,169	0
	26-1258759	Caretenders VS of Boston, LLC	0	0	0	0	1,808,411	0		0	1,808,411	0

ANNUAL STATEMENT FOR THE YEAR 2023 OF THE UnitedHealthcare Plan of the River Valley, Inc.

SCHEDULE Y

PART 2 - SUMMARY OF INSURER'S TRANSACTIONS WITH ANY AFFILIATES

1	2	3	4	5	6	7	8	9	10	11	12	13
NAIC Company Code	ID Number	Names of Insurers and Parent, Subsidiaries or Affiliates	Shareholder Dividends	Capital Contributions	Purchases, Sales or Exchanges of Loans, Securities, Real Estate, Mortgage Loans or Other Investments	Income/ (Disbursements) Incurred in Connection with Guarantees or Undertakings for the Benefit of any Affiliate(s)	Management Agreements and Service Contracts	Income/ (Disbursements) Incurred Under Reinsurance Agreements	*	Any Other Material Activity Not in the Ordinary Course of the Insurer's Business	Totals	Reinsurance Recoverable/ (Payable) on Losses and/or Reserve Credit Taken/(Liability)
	26-1259391	Caretenders VS of Central KY, LLC	0	0	0	0	1,862,771	0		0	1,862,771	0
	26-3632764	Caretenders VS of Lincoln Trail, LLC	0	0	0	0	491,917	0		0	491,917	0
	26-1264112	Caretenders VS of Louisville, LLC	0	0	0	0	1,800,376	0		0	1,800,376	0
	26-3706241	Caretenders VS of Ohio, LLC	0	0	0	0	329,660	0		0	329,660	0
	26-1258938	Caretenders VS of Western KY, LLC	0	0	0	0	498,134	0		0	498,134	0
	27-0385539	Carnegie Hill Endoscopy, LLC	0	0	0	0	2,811,559	0		0	2,811,559	0
	56-1780933	Carolina Behavioral Care, P.A.	0	0	0	0	292,732	0		0	292,732	0
	52-2072546	Carroll Counseling Center LLC	0	0	0	0	77,012	0		0	77,012	0
	86-0872916	Carson Endoscopy Center, LLC	0	0	0	0	91,543	0		0	91,543	0
	81-3020487	Castle Hills Surgicare, LLC	0	0	0	0	119,317	0		0	119,317	0
	82-5207935	Castle Rock SurgiCenter, LLC	0	0	0	0	1,003,202	0		0	1,003,202	0
	82-1715584	CCEC Anesthesia Management, LLC	0	0	0	0	100,352	0		0	100,352	0
	62-1358032	Cedar Creek Home Health Care Agency, LLC	0	0	0	0	223,479	0		0	223,479	0
	27-2533497	Cedar Park Surgery Center, LLC	0	0	0	0	475,118	0		0	475,118	0
	85-3324771	Center for Restorative Surgery at Maple Grove, LLC	0	0	0	0	224,293	0		0	224,293	0
	33-0483510	Centers for Family Medicine, GP	0	0	0	0	683,405	0		0	683,405	0
	22-3669777	Central Jersey Ambulatory Surgical Center, L.L.C.	0	0	0	0	390,609	0		0	390,609	0
	20-4408565	Centre Home Care LLC	0	0	0	0	202,202	0		0	202,202	0
42765	42-1194107	Centurion Casualty Company	0	0	0	0	(1,370,923)	0		0	(1,370,923)	0
	58-1709761	Charleston Surgery Center Limited Partnership	0	0	0	0	735,413	0		0	735,413	0
	56-1449531	Charlotte Surgery Center, LLC	0	0	0	0	2,767,957	0		0	2,767,957	0
	82-4075002	Chatham Orthopaedic ASC, LLC	0	0	0	0	626,029	0		0	626,029	0
	52-2008916	Chester River Home Care & Hospice, LLC	0	0	0	0	36,295	0		0	36,295	0
	57-0876493	Chesterfield Visiting Nurses Service, Inc.	0	0	0	0	79,814	0		0	79,814	0
	26-2389638	Childrens Surgery Center LLC	0	0	0	0	762,618	0		0	762,618	0
	26-4651320	Christopher Stalberg, M.D., PLLC	0	0	0	0	57,598	0		0	57,598	0
	62-1510209	Citrus Regional Surgery Center, L.P.	0	0	0	0	384,069	0		0	384,069	0
	80-0278168	Clarksville Home Care Services, LLC	0	0	0	0	980,005	0		0	980,005	0
	11-3729602	Clay County Hospital Home Care, LLC	0	0	0	0	247,676	0		0	247,676	0
	20-3742012	Cleburne Surgical Center, LLC	0	0	0	0	640,161	0		0	640,161	0
	26-3388524	Cleveland Home Care Services, LLC	0	0	0	0	271,790	0		0	271,790	0
	45-4406745	Clinton Home Health & Hospice, LLC	0	0	0	0	130,014	0		0	130,014	0
	20-2236024	Clinton Partners, LLC	0	0	0	0	139,508	0		0	139,508	0
	26-2688869	CMC Home Health and Hospice, LLC	0	0	0	0	160,679	0		0	160,679	0
	54-1565761	Coastal Counseling Center, Inc.	0	0	0	0	39,233	0		0	39,233	0
	20-3056794	Cognitive-Behavioral Therapy Center of Western North Carolina, P.A.	0	0	0	0	100,914	0		0	100,914	0
	27-2337487	Collaborative Care Services, Inc.	0	0	0	0	34,592,291	0		0	34,592,291	0
	02-0626080	Colonial Family Practice, L.L.C.	0	0	0	0	2,951,069	0		0	2,951,069	0
	83-1529015	Colonial Outpatient Surgery Center, LLC	0	0	0	0	678,851	0		0	678,851	0
	61-1813323	Colorado In-Home Partner-I, LLC	0	0	0	0	92,743	0		0	92,743	0

423

SCHEDULE Y

PART 2 - SUMMARY OF INSURER'S TRANSACTIONS WITH ANY AFFILIATES

1	2	3	4	5	6	7	8	9	10	11	12	13
NAIC Company Code	ID Number	Names of Insurers and Parent, Subsidiaries or Affiliates	Shareholder Dividends	Capital Contributions	Purchases, Sales or Exchanges of Loans, Securities, Real Estate, Mortgage Loans or Other Investments	Income/ (Disbursements) Incurred in Connection with Guarantees or Undertakings for the Benefit of any Affiliate(s)	Management Agreements and Service Contracts	Income/ (Disbursements) Incurred Under Reinsurance Agreements	*	Any Other Material Activity Not in the Ordinary Course of the Insurer's Business	Totals	Reinsurance Recoverable/ (Payable) on Losses and/or Reserve Credit Taken/(Liability)
52-2052733	06-1254084	Columbia Counseling Center P.A.	0	0	0	0	106,414	0		0	106,414	0
		Connecticut Home Health Care, Incorporated	0	0	0	0	309,080	0		0	309,080	0
		Connecticut Surgery Center, Limited Partnership	0	0	0	0	712,769	0		0	712,769	0
		Coosa Valley HomeCare, LLC	0	0	0	0	869,808	0		0	869,808	0
		Corpus Christi Endoscopy Center, L.L.P.	0	0	0	0	302,124	0		0	302,124	0
		Cross Timbers Surgery Center, LLC	0	0	0	0	557,168	0		0	557,168	0
		Crossroads Home Care Services, LLC	0	0	0	0	71,883	0		0	71,883	0
		Crystal Run Ambulatory Surgery Center of Middletown, LLC	0	0	0	0	326,155	0		0	326,155	0
		Crystal Run Healthcare Physicians LLP	0	0	0	0	12,484,379	0		0	12,484,379	0
		Dallas County Medical Center HomeCare, L.L.C.	0	0	0	0	131,595	0		0	131,595	0
		Danbury Surgical Center, L.P.	0	0	0	0	1,280,957	0		0	1,280,957	0
		Day-OP Center Of Long Island Inc.	0	0	0	0	209,873	0		0	209,873	0
		DBP Services of New York IPA, Inc.	0	0	0	0	1,063,122	0		0	1,063,122	0
		Delaware Surgery Center, LLC	0	0	0	0	657,805	0		0	657,805	0
		Dental Benefit Providers of California, Inc.	0	0	0	0	(18,661,156)	0		0	(18,661,156)	0
		Dental Benefit Providers, Inc.	2,100,000	0	0	0	268,849,635	0		0	270,949,635	0
		Denton Surgery Center, LLC	0	0	0	0	713,841	0		0	713,841	0
		Derry Surgical Center, LLC	0	0	0	0	245,261	0		0	245,261	0
		Digestive Disease Center, L.P.	0	0	0	0	187,232	0		0	187,232	0
		Discovery Counseling & Consulting, LLC	0	0	0	0	68,434	0		0	68,434	0
		Doc Martins, PLLC	0	0	0	0	345,943	0		0	345,943	0
		Dry Creek Surgery Center, LLC	0	0	0	0	263,208	0		0	263,208	0
		DTC Surgery Center, LLC	0	0	0	0	2,700,591	0		0	2,700,591	0
		Dublin Surgery Center, LLC	0	0	0	0	435,628	0		0	435,628	0
		Duluth Surgical Suites, LLC	0	0	0	0	204,656	0		0	204,656	0
		Durable Medical Equipment, Inc.	0	0	0	0	79,169	0		0	79,169	0
		DWIC of Tampa Bay, Inc.	0	0	0	0	1,738,333	0		0	1,738,333	0
		E Street Endoscopy, LLC	0	0	0	0	340,028	0		0	340,028	0
		Ear Professionals International Corporation	0	0	0	0	226,219,090	0		0	226,219,090	0
		East Alabama Medical Center HomeCare, LLC	0	0	0	0	596,047	0		0	596,047	0
		East Brunswick Surgery Center, LLC	0	0	0	0	188,575	0		0	188,575	0
		East Side Endoscopy, L.L.C.	0	0	0	0	1,481,724	0		0	1,481,724	0
		Edelson and Associates, Inc.	0	0	0	0	20,642	0		0	20,642	0
		Egan Health Care Corporation	0	0	0	0	1,263,635	0		0	1,263,635	0
		Egan Healthcare of Northshore, Inc.	0	0	0	0	907,406	0		0	907,406	0
		Egan Healthcare of Plaquemines, Inc.	0	0	0	0	1,363,780	0		0	1,363,780	0
		EI Dorado Home Care Services, LLC	0	0	0	0	154,166	0		0	154,166	0
		Elk Valley Health Services, LLC	0	0	0	0	1,912,939	0		0	1,912,939	0

ANNUAL STATEMENT FOR THE YEAR 2023 OF THE UnitedHealthcare Plan of the River Valley, Inc.

SCHEDULE Y

PART 2 - SUMMARY OF INSURER'S TRANSACTIONS WITH ANY AFFILIATES

1	2	3	4	5	6	7	8	9	10	11	12	13
NAIC Company Code	ID Number	Names of Insurers and Parent, Subsidiaries or Affiliates	Shareholder Dividends	Capital Contributions	Purchases, Sales or Exchanges of Loans, Securities, Real Estate, Mortgage Loans or Other Investments	Income/ (Disbursements) Incurred in Connection with Guarantees or Undertakings for the Benefit of any Affiliate(s)	Management Agreements and Service Contracts	Income/ (Disbursements) Incurred Under Reinsurance Agreements	*	Any Other Material Activity Not in the Ordinary Course of the Insurer's Business	Totals	Reinsurance Recoverable/ (Payable) on Losses and/or Reserve Credit Taken/(Liability)
	62-1502718	Emerald Coast Surgery Center, L.P.	0	0	0	0	465,925	0		0	465,925	0
	33-0181426	Empire Physicians' Medical Group, Inc.	0	0	0	0	27,685,018	0		0	27,685,018	0
	26-3388740	Emporia Home Care Services, LLC	0	0	0	0	313,923	0		0	313,923	0
	84-1693856	Endoscopy Center of Bucks County, LP	0	0	0	0	83,521	0		0	83,521	0
	36-4427974	Endoscopy Center of Western New York, L.L.C.	0	0	0	0	305,158	0		0	305,158	0
89087	75-1617708	Enterprise Life Insurance Company	(52,000,000)	0	0	0	(24,260,576)	62,818,767		0	(13,441,809)	(58,465,655)
	27-2767291	EPIC Health Plan	0	0	0	0	194,012,313	0		0	194,012,313	0
	90-0624377	Eugene Therapy, LLC	0	0	0	0	96,717	0		0	96,717	0
	72-1587844	Eureka Springs Hospital HomeCare, LLC	0	0	0	0	271,219	0		0	271,219	0
	61-1752488	Evolve, LLC	0	0	0	0	54,704	0		0	54,704	0
	27-0927202	Eye Specialists Surgery Centers LLC	0	0	0	0	242,162	0		0	242,162	0
	46-3765364	Fairhaven Holdings, LLC	0	0	0	0	105,129	0		0	105,129	0
	27-0820363	Family Counseling Associates of Salem Andover LLC	0	0	0	0	156,308	0		0	156,308	0
	88-0223385	Family Health Care Services	0	0	0	0	4,205,357	0		0	4,205,357	0
	88-0257036	Family Home Hospice, Inc.	0	0	0	0	540,645	0		0	540,645	0
	26-3598263	Fayette Medical Center HomeCare, LLC	0	0	0	0	175,925	0		0	175,925	0
	87-4007730	Ferrell Physician Services, P.C.	0	0	0	0	389,711	0		0	389,711	0
	82-2929226	First Coast Orthopedic Center, LLC	0	0	0	0	765,491	0		0	765,491	0
	47-2066485	First Hill Surgery Center, LLC	0	0	0	0	1,031,803	0		0	1,031,803	0
	26-3376655	Florence Home Care Services, LLC	0	0	0	0	486,235	0		0	486,235	0
	62-1551098	Florence Surgery Center, L.P.	0	0	0	0	781,844	0		0	781,844	0
	57-0876491	Florence Visiting Nurses Service, Inc.	0	0	0	0	91,130	0		0	91,130	0
	37-1533134	Floyd HomeCare, LLC	0	0	0	0	818,364	0		0	818,364	0
	20-4408510	Fort Payne Home Care, LLC	0	0	0	0	153,905	0		0	153,905	0
	27-1014059	Fort Smith HMA Home Health, LLC	0	0	0	0	118,520	0		0	118,520	0
	77-0368346	Fort Worth Endoscopy Centers, LLC	0	0	0	0	1,791,826	0		0	1,791,826	0
	68-0499459	Foundation Surgery Affiliate of Huntingdon Valley, L.P.	0	0	0	0	434,813	0		0	434,813	0
	26-3388787	Franklin Home Care Services, LLC	0	0	0	0	139,305	0		0	139,305	0
	20-3412606	Franklin Surgical Center LLC	0	0	0	0	392,343	0		0	392,343	0
62324	61-1096685	Freedom Life Insurance Company of America	(83,000,000)	0	0	0	(601,400,622)	(62,905,254)		0	(747,305,876)	58,609,463
	52-2230470	FrontierMEDEX, Inc.	0	0	0	0	300,063	0		0	300,063	0
	26-3375349	Gadsden Home Care Services, LLC	0	0	0	0	132,859	0		0	132,859	0
	20-4828017	Galesburg Home Care, LLC	0	0	0	0	234,250	0		0	234,250	0
	20-0146314	Gamma Acquisition Inc.	0	0	0	0	243,184	0		0	243,184	0
	38-3749123	Georgia HomeCare of Harris, LLC	0	0	0	0	408,899	0		0	408,899	0
	62-1160679	Gericare, LLC	0	0	0	0	82,295	0		0	82,295	0
	65-1025514	Gladiolus Surgery Center, L.L.C.	0	0	0	0	543,768	0		0	543,768	0
	47-3495605	GLBESC, LLC	0	0	0	0	661,511	0		0	661,511	0
	33-0595220	Glenwood Surgical Center, L.P.	0	0	0	0	110,143	0		0	110,143	0
	37-0855360	Golden Rule Financial Corporation	190,500,000	0	0	0	0	0		0	190,500,000	0
62286	37-6028756	Golden Rule Insurance Company	(181,500,000)	0	0	0	(405,006,015)	0		0	(586,506,015)	0

ANNUAL STATEMENT FOR THE YEAR 2023 OF THE UnitedHealthcare Plan of the River Valley, Inc.

SCHEDULE Y

PART 2 - SUMMARY OF INSURER'S TRANSACTIONS WITH ANY AFFILIATES

1	2	3	4	5	6	7	8	9	10	11	12	13
NAIC Company Code	ID Number	Names of Insurers and Parent, Subsidiaries or Affiliates	Shareholder Dividends	Capital Contributions	Purchases, Sales or Exchanges of Loans, Securities, Real Estate, Mortgage Loans or Other Investments	Income/ (Disbursements) Incurred in Connection with Guarantees or Undertakings for the Benefit of any Affiliate(s)	Management Agreements and Service Contracts	Income/ (Disbursements) Incurred Under Reinsurance Agreements	*	Any Other Material Activity Not in the Ordinary Course of the Insurer's Business	Totals	Reinsurance Recoverable/ (Payable) on Losses and/or Reserve Credit Taken/(Liability)
	33-0529450	Golden Triangle Surgicenter, L.P.	0	0	0	0	254,913	0		0	254,913	0
	26-3376889	Granite City Home Care Services, LLC	0	0	0	0	444,955	0		0	444,955	0
	26-2578433	Grant Memorial HomeCare and Hospice, LLC	0	0	0	0	97,030	0		0	97,030	0
	93-1237063	Grants Pass Surgery Center, LLC	0	0	0	0	129,059	0		0	129,059	0
	27-2337725	Greater Phoenix Collaborative Care, P.C.	0	0	0	0	2,195,124	0		0	2,195,124	0
	36-4053840	Greensboro Specialty Surgery Center, LLC	0	0	0	0	1,386,029	0		0	1,386,029	0
	74-2411643	Greenville Surgery Center, LLC	0	0	0	0	402,910	0		0	402,910	0
	85-3346468	Greenway Surgical Suites, LLC	0	0	0	0	214,890	0		0	214,890	0
	01-0619096	Grove Place Surgery Center, L.L.C.	0	0	0	0	1,044,100	0		0	1,044,100	0
	16-1727633	GSHS Home Health, LLC	0	0	0	0	303,064	0		0	303,064	0
	47-3071064	Guilford Surgery Center, LLC	0	0	0	0	473,405	0		0	473,405	0
	AA-3770473	H&W Indemnity (SPC), Ltd.	0	0	0	0	0	6,350,304		0	6,350,304	40,233,905
79480	35-1279304	Harken Health Insurance Company	(10,000,000)	0	0	0	252,758	0		0	(9,747,242)	0
	26-3234725	Harrison Endo Surgical Center, LLC	0	0	0	0	163,280	0		0	163,280	0
	58-2065044	Hawthorn Place Outpatient Surgery Center, L.P.	0	0	0	0	884,743	0		0	884,743	0
	27-4579547	Hays Surgery Center, LLC	0	0	0	0	288,550	0		0	288,550	0
	87-0862570	Health at Home - Seattle Metro, LLC	0	0	0	0	340,139	0		0	340,139	0
	87-0835646	Health at Home Hospice - Chicago, LLC	0	0	0	0	81,163	0		0	81,163	0
	87-1080305	Health at Home Therapy - Atlanta, LLC	0	0	0	0	82,168	0		0	82,168	0
	87-0999492	Health at Home Therapy - Greenville, LLC	0	0	0	0	140,525	0		0	140,525	0
	87-0967144	Health at Home Therapy - Knoxville, LLC	0	0	0	0	248,315	0		0	248,315	0
	87-0934773	Health at Home Therapy - New Jersey, LLC	0	0	0	0	247,907	0		0	247,907	0
96342	88-0201035	Health Plan of Nevada, Inc.	(50,000,000)	0	0	0	(665,335,543)	147,899		0	(715,187,644)	37,289
	75-2674367	Healthcare Associates of Irving PLLC	0	0	0	0	2,538,304	0		0	2,538,304	0
	95-4526112	HealthCare Partners Affiliates Medical Group	0	0	0	0	3,230,568	0		0	3,230,568	0
	26-4247365	HealthCare Partners ASC-HB, LLC	0	0	0	0	47,768	0		0	47,768	0
	95-4628842	HealthCare Partners ASC-LB, LLC	0	0	0	0	24,168	0		0	24,168	0
	20-3349887	HealthEast Surgery Center-Maplewood, LLC	0	0	0	0	533,186	0		0	533,186	0
	47-2570595	HealthMarkets Group, Inc.	12,300,000	0	0	0	0	0		0	12,300,000	0
		HealthMarkets, LLC	3,000,000	0	0	0	0	0		0	3,000,000	0
	45-2548158	Healthplex Dental Services, Inc.	0	0	0	0	1,171	0		0	1,171	0
11172	11-3469326	Healthplex Insurance Company	0	18,500,000	0	0	(75,722)	0		0	18,424,278	0
12830	20-5343824	Healthplex of NJ, Inc.	0	0	0	0	1,616	0		0	1,616	0
	11-2714365	Healthplex, Inc.	0	(5,000,000)	0	0	90,862	0		0	(4,909,138)	0
	47-1410565	Heart of Hospice, LLC	0	0	0	0	942,877	0		0	942,877	0
	80-0020865	Heron Ridge Assoc., P.L.C.	0	0	0	0	103,490	0		0	103,490	0
	26-1309422	HGA HomeCare, LLC	0	0	0	0	2,340,181	0		0	2,340,181	0
	87-2027148	HH Health System-Jackson, LLC	0	0	0	0	2,010,271	0		0	2,010,271	0
	37-1826396	HHA of Wisconsin, LLC	0	0	0	0	32,681	0		0	32,681	0
	84-1472832	Highlands Ranch Healthcare, LLC	0	0	0	0	1,805,603	0		0	1,805,603	0
	27-1362827	HMC Home Health, LLC	0	0	0	0	152,984	0		0	152,984	0
	55-0668235	Home Care Plus, Inc.	0	0	0	0	591,717	0		0	591,717	0

SCHEDULE Y

PART 2 - SUMMARY OF INSURER'S TRANSACTIONS WITH ANY AFFILIATES

1	2	3	4	5	6	7	8	9	10	11	12	13
NAIC Company Code	ID Number	Names of Insurers and Parent, Subsidiaries or Affiliates	Shareholder Dividends	Capital Contributions	Purchases, Sales or Exchanges of Loans, Securities, Real Estate, Mortgage Loans or Other Investments	Income/ (Disbursements) Incurred in Connection with Guarantees or Undertakings for the Benefit of any Affiliate(s)	Management Agreements and Service Contracts	Income/ (Disbursements) Incurred Under Reinsurance Agreements	*	Any Other Material Activity Not in the Ordinary Course of the Insurer's Business	Totals	Reinsurance Recoverable/ (Payable) on Losses and/or Reserve Credit Taken/(Liability)
20-0832146	Home Health Agency - Collier, LLC	0	0	0	0	383,330	0	0	0	383,330	0	
59-3757325	Home Health Agency - Hillsborough, LLC	0	0	0	0	20,685	0	0	0	20,685	0	
20-1408322	Home Health Agency - Indiana, LLC	0	0	0	0	506,286	0	0	0	506,286	0	
59-3757322	Home Health Agency - Pennsylvania, LLC	0	0	0	0	35,807	0	0	0	35,807	0	
59-3757320	Home Health Agency - Pinellas, LLC	0	0	0	0	403,133	0	0	0	403,133	0	
27-1755342	Home Health Care by Black Stone of Central Ohio, LLC	0	0	0	0	126,303	0	0	0	126,303	0	
27-4109403	Home Health Care by Black Stone of Cincinnati, LLC	0	0	0	0	160,297	0	0	0	160,297	0	
27-4109553	Home Health Care by Black Stone of Dayton, LLC	0	0	0	0	307,769	0	0	0	307,769	0	
38-4003190	Home Health of Jefferson Co, LLC	0	0	0	0	409,504	0	0	0	409,504	0	
52-0998217	HomeCall, LLC	0	0	0	0	550,803	0	0	0	550,803	0	
74-2758644	Homecare Dimensions, Inc.	0	0	0	0	51,013	0	0	0	51,013	0	
34-1994325	Hood Home Health Service, L.L.C.	0	0	0	0	788,630	0	0	0	788,630	0	
37-1533130	Housecalls Home Health and Hospice, LLC	0	0	0	0	339,801	0	0	0	339,801	0	
38-3925282	Illinois LIV, LLC	0	0	0	0	64,503	0	0	0	64,503	0	
46-3020499	IN Homecare Network North, LLC	0	0	0	0	764,811	0	0	0	764,811	0	
27-3296953	IN Style OPTICAL, LLC	0	0	0	0	54,718	0	0	0	54,718	0	
63-1112659	Infirmiry Home Health Agency, Inc.	0	0	0	0	1,685,743	0	0	0	1,685,743	0	
33-0018673	Inland Surgery Center, L.P.	0	0	0	0	231,742	0	0	0	231,742	0	
30-0781533	Innovative Senior Care Home Health of Alabama, LLC	0	0	0	0	392,350	0	0	0	392,350	0	
27-4318872	Innovative Senior Care Home Health of Charlotte, LLC	0	0	0	0	403,653	0	0	0	403,653	0	
27-0329830	Innovative Senior Care Home Health of Chicago, LLC	0	0	0	0	709,890	0	0	0	709,890	0	
26-2611755	Innovative Senior Care Home Health of Detroit, LLC	0	0	0	0	111,726	0	0	0	111,726	0	
27-2620181	Innovative Senior Care Home Health of Durham, LLC	0	0	0	0	473,755	0	0	0	473,755	0	
27-2619513	Innovative Senior Care Home Health of Edmond, LLC	0	0	0	0	414,404	0	0	0	414,404	0	
45-2502527	Innovative Senior Care Home Health of Hartford, LLC	0	0	0	0	299,723	0	0	0	299,723	0	
45-2952600	Innovative Senior Care Home Health of High Point, LLC	0	0	0	0	1,095,038	0	0	0	1,095,038	0	
26-3285980	Innovative Senior Care Home Health of Indianapolis, LLC	0	0	0	0	138,655	0	0	0	138,655	0	
26-3445808	Innovative Senior Care Home Health of Minneapolis, LLC	0	0	0	0	386,984	0	0	0	386,984	0	
26-1736377	Innovative Senior Care Home Health of Ohio, LLC	0	0	0	0	410,498	0	0	0	410,498	0	

ANNUAL STATEMENT FOR THE YEAR 2023 OF THE UnitedHealthcare Plan of the River Valley, Inc.

SCHEDULE Y

PART 2 - SUMMARY OF INSURER'S TRANSACTIONS WITH ANY AFFILIATES

1	2	3	4	5	6	7	8	9	10	11	12	13
NAIC Company Code	ID Number	Names of Insurers and Parent, Subsidiaries or Affiliates	Shareholder Dividends	Capital Contributions	Purchases, Sales or Exchanges of Loans, Securities, Real Estate, Mortgage Loans or Other Investments	Income/ (Disbursements) Incurred in Connection with Guarantees or Undertakings for the Benefit of any Affiliate(s)	Management Agreements and Service Contracts	Income/ (Disbursements) Incurred Under Reinsurance Agreements	*	Any Other Material Activity Not in the Ordinary Course of the Insurer's Business	Totals	Reinsurance Recoverable/ (Payable) on Losses and/or Reserve Credit Taken/(Liability)
.....	26-2863172	Innovative Senior Care Home Health of Portland, LLC0000	164,201000	164,2010
.....	45-2502463	Innovative Senior Care Home Health of Rhode Island, LLC0000	133,649000	133,6490
.....	26-3445898	Innovative Senior Care Home Health of St. Louis, LLC0000	1,274,332000	1,274,3320
.....	27-4586855	Innovative Senior Care Home Health of Tulsa, LLC0000	523,287000	523,2870
.....	47-5640889	INOV8 Surgical at Memorial City, LLC0000	1,200,378000	1,200,3780
.....	27-2557480	Integrated Behavioral Health, LLC0000	235,200000	235,2000
11173	22-2321226	International Healthcare Services, Inc.0000	(417,654)000	(417,654)0
.....	26-1806757	Jefferson Regional HomeCare, LLC0000	1,231,777000	1,231,7770
.....	74-2544709	Joliet Surgery Center Limited Partnership0000	516,939000	516,9390
.....	26-3013277	Jonathan E. Goldberg, Ph.D., Inc.0000	126,095000	126,0950
.....	68-0624157	Jordan Ridge Family Medicine, LLC0000	42,314000	42,3140
.....	26-3388719	Jourdanton Home Care Services, LLC0000	286,304000	286,3040
.....	26-3478896	Joyce Marter & Associates, P.C.0000	183,272000	183,2720
.....	30-0089259	K.P. Counseling, Ltd.0000	56,701000	56,7010
.....	76-0386391	Kelsey-Seybold Medical Group, PLLC0000	375,705,407000	375,705,4070
.....	26-4812417	Kentucky HomeCare of Henderson, LLC0000	111,655000	111,6550
.....	35-2592972	Kentucky In-Home Partner-I, LLC0000	106,440000	106,4400
.....	82-3982951	Kentucky In-Home Partner-II, LLC0000	169,896000	169,8960
.....	46-4923653	Kentucky LV, LLC0000	261,563000	261,5630
.....	37-1862951	Key West HHA, LLC0000	271,252000	271,2520
.....	30-0961579	Kirkville Home Care Services, LLC0000	78,273000	78,2730
.....	38-3940574	Knoxville Home Care Services, LLC0000	459,924000	459,9240
.....	76-0602862	KS Management Services, L.L.C.0000	16,777,202000	16,777,2020
.....	84-2355006	KS Pharm, LLC0000	50,682000	50,6820
12827	20-5602615	KS Plan Administrators, LLC0000	(370,527,743)00	10,000,000	(360,527,743)0
.....	84-2241460	KS SC, LLC0000	585,196000	585,1960
.....	81-0704452	La Porte Home Care Services, LLC0000	106,430000	106,4300
.....	27-3073250	Lakeland Home Care Services, LLC0000	247,494000	247,4940
.....	26-3376587	Lancaster Home Care Services, LLC0000	455,567000	455,5670
.....	85-0997438	Landmark Medical of Arkansas, P.A.0000	2,623,839000	2,623,8390
.....	47-4553619	Landmark Medical of California, PC0000	2,886,155000	2,886,1550
.....	83-2295301	Landmark Medical of Connecticut, PC0000	2,880,250000	2,880,2500
.....	82-4633545	Landmark Medical of Kansas, P.A.0000	2,520,318000	2,520,3180
.....	82-4881602	Landmark Medical of Kentucky, PSC0000	5,263,400000	5,263,4000
.....	81-5364097	Landmark Medical of Massachusetts, PLLC0000	6,967,045000	6,967,0450
.....	86-3599871	Landmark Medical of Michigan, P.C.0000	5,570,985000	5,570,9850
.....	82-5084178	Landmark Medical of Mississippi, P.C.0000	1,682,466000	1,682,4660
.....	82-4857713	Landmark Medical of Missouri, P.C.0000	6,191,837000	6,191,8370
.....	85-1174070	Landmark Medical of New Hampshire, P.C.0000	868,366000	868,3660

ANNUAL STATEMENT FOR THE YEAR 2023 OF THE UnitedHealthcare Plan of the River Valley, Inc.

SCHEDULE Y

PART 2 - SUMMARY OF INSURER'S TRANSACTIONS WITH ANY AFFILIATES

1	2	3	4	5	6	7	8	9	10	11	12	13
NAIC Company Code	ID Number	Names of Insurers and Parent, Subsidiaries or Affiliates	Shareholder Dividends	Capital Contributions	Purchases, Sales or Exchanges of Loans, Securities, Real Estate, Mortgage Loans or Other Investments	Income/ (Disbursements) Incurred in Connection with Guarantees or Undertakings for the Benefit of any Affiliate(s)	Management Agreements and Service Contracts	Income/ (Disbursements) Incurred Under Reinsurance Agreements	*	Any Other Material Activity Not in the Ordinary Course of the Insurer's Business	Totals	Reinsurance Recoverable/ (Payable) on Losses and/or Reserve Credit Taken/(Liability)
	82-4256752	Landmark Medical of North Carolina, P.C.	0	0	0	0	7,704,992	0		0	7,704,992	0
	82-4864947	Landmark Medical of Ohio, Professional Corporation	0	0	0	0	21,936,076	0		0	21,936,076	0
	47-2926188	Landmark Medical of Oregon, PC	0	0	0	0	5,164,158	0		0	5,164,158	0
	81-1605378	Landmark Medical of Pennsylvania, PC	0	0	0	0	2,955,150	0		0	2,955,150	0
	84-2830065	Landmark Medical of Rhode Island, PC	0	0	0	0	4,931,107	0		0	4,931,107	0
	30-1288593	Landmark Medical of Tennessee, PC	0	0	0	0	130,247,320	0		0	130,247,320	0
	83-2296389	Landmark Medical of Texas, PA	0	0	0	0	8,823,953	0		0	8,823,953	0
	85-0839774	Landmark Medical of Virginia, P.C.	0	0	0	0	6,121,979	0		0	6,121,979	0
	47-3028655	Landmark Medical of Washington, PC	0	0	0	0	3,296,019	0		0	3,296,019	0
	47-1588943	Landmark Medical, P.C.	0	0	0	0	17,696,405	0		0	17,696,405	0
	32-0446592	Landmark MSO, LLC	0	0	0	0	(41,785,661)	0		0	(41,785,661)	0
	20-1257620	Leaf River Home Health Care, LLC	0	0	0	0	240,281	0		0	240,281	0
	61-1028180	Lexington Surgery Center, Ltd.	0	0	0	0	1,105,330	0		0	1,105,330	0
	36-3468942	LGH-A/Golf ASTC, L.L.C.	0	0	0	0	434,479	0		0	434,479	0
	26-2678253	LHC HomeCare of Tennessee, LLC	0	0	0	0	969,039	0		0	969,039	0
	87-1012762	LHCG CCI, LLC	0	0	0	0	47,603	0		0	47,603	0
	86-3803711	LHCG CCI, LLC	0	0	0	0	32,788	0		0	32,788	0
	88-0998942	LHCG CCXXII, LLC	0	0	0	0	503,017	0		0	503,017	0
	88-3537979	LHCG CCXXV, LLC	0	0	0	0	47,039	0		0	47,039	0
	88-3281766	LHCG CCXXVI, LLC	0	0	0	0	460,235	0		0	460,235	0
	88-3285752	LHCG CCXXVII, LLC	0	0	0	0	333,566	0		0	333,566	0
	88-3303273	LHCG CCXXVIII, LLC	0	0	0	0	42,806	0		0	42,806	0
	84-4776234	LHCG CLIII, LLC	0	0	0	0	403,566	0		0	403,566	0
	84-4776384	LHCG CLIV, LLC	0	0	0	0	240,364	0		0	240,364	0
	84-4829877	LHCG CLV, LLC	0	0	0	0	204,564	0		0	204,564	0
	84-4829979	LHCG CLVI, LLC	0	0	0	0	558,899	0		0	558,899	0
	85-0778549	LHCG CLVII, LLC	0	0	0	0	896,718	0		0	896,718	0
	85-0788038	LHCG CLXI, LLC	0	0	0	0	385,757	0		0	385,757	0
	85-2788913	LHCG CLXIX, LLC	0	0	0	0	47,822	0		0	47,822	0
	85-2474342	LHCG CLXV, LLC	0	0	0	0	327,336	0		0	327,336	0
	85-2501394	LHCG CLXVI, LLC	0	0	0	0	264,443	0		0	264,443	0
	85-3439557	LHCG CLXX, LLC	0	0	0	0	347,024	0		0	347,024	0
	82-2020284	LHCG CVI, LLC	0	0	0	0	82,339	0		0	82,339	0
	82-1666299	LHCG CVIII, LLC	0	0	0	0	144,539	0		0	144,539	0
	82-2098229	LHCG CX, LLC	0	0	0	0	42,067	0		0	42,067	0
	86-3803591	LHCG CXCVI, LLC	0	0	0	0	62,739	0		0	62,739	0
	87-0821493	LHCG CXCVIII, LLC	0	0	0	0	381,396	0		0	381,396	0
	82-2146037	LHCG CXII, LLC	0	0	0	0	700,559	0		0	700,559	0
	82-2159030	LHCG CXIII, LLC	0	0	0	0	296,136	0		0	296,136	0
	82-2174970	LHCG CXIV, LLC	0	0	0	0	29,427	0		0	29,427	0
	82-1978232	LHCG CXIX, LLC	0	0	0	0	370,608	0		0	370,608	0
	83-3187481	LHCG CXXI, LLC	0	0	0	0	75,487	0		0	75,487	0
	83-3565916	LHCG CXXII, LLC	0	0	0	0	36,241	0		0	36,241	0

SCHEDULE Y

PART 2 - SUMMARY OF INSURER'S TRANSACTIONS WITH ANY AFFILIATES

Table with 13 columns: 1. NAIC Company Code, 2. ID Number, 3. Names of Insurers and Parent, Subsidiaries or Affiliates, 4. Shareholder Dividends, 5. Capital Contributions, 6. Purchases, Sales or Exchanges of Loans, Securities, Real Estate, Mortgage Loans or Other Investments, 7. Income/ (Disbursements) Incurred in Connection with Guarantees or Undertakings for the Benefit of any Affiliate(s), 8. Management Agreements and Service Contracts, 9. Income/ (Disbursements) Incurred Under Reinsurance Agreements, 10. *, 11. Any Other Material Activity Not in the Ordinary Course of the Insurer's Business, 12. Totals, 13. Reinsurance Recoverable/ (Payable) on Losses and/or Reserve Credit Taken/(Liability). Rows include various LHCX and LHCG entities like LHCX CXLIX, LLC, LHCX CXLV, LLC, etc.

SCHEDULE Y

PART 2 - SUMMARY OF INSURER'S TRANSACTIONS WITH ANY AFFILIATES

1	2	3	4	5	6	7	8	9	10	11	12	13
NAIC Company Code	ID Number	Names of Insurers and Parent, Subsidiaries or Affiliates	Shareholder Dividends	Capital Contributions	Purchases, Sales or Exchanges of Loans, Securities, Real Estate, Mortgage Loans or Other Investments	Income/ (Disbursements) Incurred in Connection with Guarantees or Undertakings for the Benefit of any Affiliate(s)	Management Agreements and Service Contracts	Income/ (Disbursements) Incurred Under Reinsurance Agreements	*	Any Other Material Activity Not in the Ordinary Course of the Insurer's Business	Totals	Reinsurance Recoverable/ (Payable) on Losses and/or Reserve Credit Taken/(Liability)
	27-3529253	LHCG XIX, LLC	0	0	0	0	746,012	0		0	746,012	0
	46-2509518	LHCG XL, LLC	0	0	0	0	400,931	0		0	400,931	0
	30-0760667	LHCG XLII, LLC	0	0	0	0	1,366,930	0		0	1,366,930	0
	46-2509580	LHCG XLVI, LLC	0	0	0	0	129,453	0		0	129,453	0
	27-0818309	LHCG XV, LLC	0	0	0	0	537,577	0		0	537,577	0
	27-1032201	LHCG XVI, LLC	0	0	0	0	203,719	0		0	203,719	0
	27-2544802	LHCG XVII, LLC	0	0	0	0	478,244	0		0	478,244	0
	27-3529180	LHCG XXI, LLC	0	0	0	0	94,614	0		0	94,614	0
	27-3993048	LHCG XXII, LLC	0	0	0	0	1,146,560	0		0	1,146,560	0
	27-4100261	LHCG XXIII, LLC	0	0	0	0	73,487	0		0	73,487	0
	27-5200416	LHCG XXIX, LLC	0	0	0	0	832,570	0		0	832,570	0
	45-4894023	LHCG XXXIII, LLC	0	0	0	0	1,008,462	0		0	1,008,462	0
	46-0756410	LHCG XXXIV, LLC	0	0	0	0	563,710	0		0	563,710	0
	30-0760684	LHCG XXXVII, LLC	0	0	0	0	457,195	0		0	457,195	0
	46-1994514	LHCG XXXVIII, LLC	0	0	0	0	53,046	0		0	53,046	0
	46-4588779	Liberty Endoscopy Center, LLC	0	0	0	0	1,622,360	0		0	1,622,360	0
	20-0468524	Life Strategies Counseling, Inc.	0	0	0	0	28,863	0		0	28,863	0
	51-0588592	Lifeline Home Health Care of Bowling Green, LLC	0	0	0	0	490,603	0		0	490,603	0
	20-8826388	Lifeline Home Health Care of Fulton, LLC	0	0	0	0	48,643	0		0	48,643	0
	51-0588599	Lifeline Home Health Care of Lexington, LLC	0	0	0	0	297,456	0		0	297,456	0
	51-0588594	Lifeline Home Health Care of Somerset, LLC	0	0	0	0	1,271,098	0		0	1,271,098	0
	20-8826801	Lifeline Home Health Care of Springfield, LLC	0	0	0	0	257,175	0		0	257,175	0
	06-1793261	Lifeline Home Health Care of Union City, LLC	0	0	0	0	87,955	0		0	87,955	0
	26-0609961	Lifeline of West Tennessee, LLC	0	0	0	0	495,859	0		0	495,859	0
	27-3468870	Lifeline Rockcastle Home Health, LLC	0	0	0	0	77,212	0		0	77,212	0
	26-3292877	LifeSolutions Counseling Associates, P.C.	0	0	0	0	34,643	0		0	34,643	0
	51-0277181	Limestone Medical Center, LLC	0	0	0	0	373,406	0		0	373,406	0
	36-4711459	Lindenhurst Surgery Center, LLC	0	0	0	0	268,583	0		0	268,583	0
	13-3792263	Litson Certified Care, Inc.	0	0	0	0	194,423	0		0	194,423	0
	20-3171304	LLC-I, L.L.C.	0	0	0	0	41,492	0		0	41,492	0
	20-3171358	LLC-II, L.L.C.	0	0	0	0	160,957	0		0	160,957	0
	82-2435405	Logan Surgical Suites, LLC	0	0	0	0	681,006	0		0	681,006	0
	26-3385143	Louisa Home Care Services, LLC	0	0	0	0	103,405	0		0	103,405	0
	26-4691864	Louisiana Extended Care Hospital of Kenner, LLC	0	0	0	0	409,640	0		0	409,640	0
	37-1863351	Louisiana Home Health of Feliciana, LLC	0	0	0	0	386,514	0		0	386,514	0
	26-4021300	Louisiana Home Health of Hammond, L.L.C.	0	0	0	0	235,335	0		0	235,335	0
	72-1510211	Louisiana HomeCare of Delhi, L.L.C.	0	0	0	0	97,145	0		0	97,145	0
	26-4020996	Louisiana HomeCare of Kenner, L.L.C.	0	0	0	0	539,794	0		0	539,794	0

ANNUAL STATEMENT FOR THE YEAR 2023 OF THE UnitedHealthcare Plan of the River Valley, Inc.

SCHEDULE Y

PART 2 - SUMMARY OF INSURER'S TRANSACTIONS WITH ANY AFFILIATES

1	2	3	4	5	6	7	8	9	10	11	12	13
NAIC Company Code	ID Number	Names of Insurers and Parent, Subsidiaries or Affiliates	Shareholder Dividends	Capital Contributions	Purchases, Sales or Exchanges of Loans, Securities, Real Estate, Mortgage Loans or Other Investments	Income/ (Disbursements) Incurred in Connection with Guarantees or Undertakings for the Benefit of any Affiliate(s)	Management Agreements and Service Contracts	Income/ (Disbursements) Incurred Under Reinsurance Agreements	*	Any Other Material Activity Not in the Ordinary Course of the Insurer's Business	Totals	Reinsurance Recoverable/ (Payable) on Losses and/or Reserve Credit Taken/(Liability)
	72-1518559	Louisiana HomeCare of Minden, L.L.C.	0	0	0	0	326,178	0		0	326,178	0
	47-0902218	Louisiana HomeCare of Miss-Lou, L.L.C.	0	0	0	0	110,115	0		0	110,115	0
	72-1508052	Louisiana HomeCare of Monroe, L.L.C.	0	0	0	0	289,424	0		0	289,424	0
	04-3684185	Louisiana HomeCare of North Louisiana, L.L.C.	0	0	0	0	255,044	0		0	255,044	0
	72-1510431	Louisiana HomeCare of Northwest Louisiana, L.L.C.	0	0	0	0	720,201	0		0	720,201	0
	26-4020922	Louisiana HomeCare of Raceland, L.L.C.	0	0	0	0	226,946	0		0	226,946	0
	41-2071626	Louisiana HomeCare of Slidell, L.L.C.	0	0	0	0	183,512	0		0	183,512	0
	71-0918184	Louisiana Hospice & Palliative Care, L.L.C.	0	0	0	0	40,857	0		0	40,857	0
	81-4832564	Louisiana In-Home Partner-I, LLC	0	0	0	0	360,554	0		0	360,554	0
	62-1179566	Louisville S.C., Ltd.	0	0	0	0	118,239	0		0	118,239	0
	02-0749532	Lutheran Campus ASC, LLC	0	0	0	0	1,206,768	0		0	1,206,768	0
	20-2547795	Main Line Spine Surgery Center, LLC	0	0	0	0	351,291	0		0	351,291	0
	60321	52-1803283 MAMSI Life and Health Insurance Company	0	0	0	0	(18,361,871)	0		0	(18,361,871)	0
	52014	65-0303864 Managed Care of North America, Inc.	(14,000,000)	0	0	0	18,039,482	0		0	4,039,482	0
		27-1510596 Manhattan Endoscopy Center, LLC	0	0	0	0	2,584,210	0		0	2,584,210	0
		86-1354607 Mansfield Endoscopy Center, LLC	0	0	0	0	181,615	0		0	181,615	0
		95-4874334 March Vision Care Group, Incorporated	0	0	0	0	33,501,896	0		0	33,501,896	0
		27-3115058 March Vision Care IPA, Inc.	0	0	0	0	179,505	0		0	179,505	0
		75-2160466 Marietta Outpatient Surgery, Ltd. (L.P.)	0	0	0	0	695,435	0		0	695,435	0
		94-3377073 Marin Health Ventures, LLC	0	0	0	0	973,913	0		0	973,913	0
		26-4429914 Marion Regional HomeCare, LLC	0	0	0	0	154,491	0		0	154,491	0
		02-0732705 Marshall HomeCare, LLC	0	0	0	0	145,693	0		0	145,693	0
		20-0815305 Massachusetts Avenue Surgery Center, LLC	0	0	0	0	676,306	0		0	676,306	0
		62-1600267 McKenzie Surgery Center, L.P.	0	0	0	0	712,215	0		0	712,215	0
		45-2542951 MCNA Health Care Holdings, LLC	24,000,000	0	0	0	15,731,675	0		0	39,731,675	0
	14063	52-2459969 MCNA Insurance Company	(10,000,000)	0	0	0	(73,326,837)	0		0	(83,326,837)	0
		45-3641822 MCNA Systems Corp.	0	0	0	0	39,115,512	0		0	39,115,512	0
	96310	52-1169135 MD-Individual Practice Association, Inc.	(20,000,000)	0	0	0	(53,424,844)	(162,516)		0	(73,587,360)	0
		26-1264234 Mederi Caretenders VS of SE FL, LLC	0	0	0	0	361,096	0		0	361,096	0
		26-1264384 Mederi Caretenders VS of SW FL, LLC	0	0	0	0	385,376	0		0	385,376	0
		26-1248096 Mederi Caretenders VS of Tampa, LLC	0	0	0	0	382,426	0		0	382,426	0
		83-4371904 Mederi Private Care, LLC	0	0	0	0	570,008	0		0	570,008	0
		82-4401181 MedExpress Primary Care West Virginia, Inc.	0	0	0	0	31,382	0		0	31,382	0
		46-4348120 MedExpress Urgent Care Arkansas, P.A.	0	0	0	0	567,951	0		0	567,951	0
		82-0930142 MedExpress Urgent Care California, P.C.	0	0	0	0	1,315,615	0		0	1,315,615	0
		81-1956812 MedExpress Urgent Care Connecticut, P.C.	0	0	0	0	64,235	0		0	64,235	0
		82-1719888 MedExpress Urgent Care Maine, Inc.	0	0	0	0	249,530	0		0	249,530	0
		81-1125396 MedExpress Urgent Care Minnesota P.C.	0	0	0	0	73,663	0		0	73,663	0

42.12

SCHEDULE Y

PART 2 - SUMMARY OF INSURER'S TRANSACTIONS WITH ANY AFFILIATES

1	2	3	4	5	6	7	8	9	10	11	12	13
NAIC Company Code	ID Number	Names of Insurers and Parent, Subsidiaries or Affiliates	Shareholder Dividends	Capital Contributions	Purchases, Sales or Exchanges of Loans, Securities, Real Estate, Mortgage Loans or Other Investments	Income/ (Disbursements) Incurred in Connection with Guarantees or Undertakings for the Benefit of any Affiliate(s)	Management Agreements and Service Contracts	Income/ (Disbursements) Incurred Under Reinsurance Agreements	*	Any Other Material Activity Not in the Ordinary Course of the Insurer's Business	Totals	Reinsurance Recoverable/ (Payable) on Losses and/or Reserve Credit Taken/(Liability)
	81-5138747	MedExpress Urgent Care North Carolina, P.C.	0	0	0	0	5,056,046	0		0	5,056,046	0
	20-2545363	MedExpress Urgent Care of Boynton Beach, LLC	0	0	0	0	512,426	0		0	512,426	0
	47-5147441	MedExpress Urgent Care Texas, P.A.	0	0	0	0	307,478	0		0	307,478	0
	26-4546400	MedExpress Urgent Care, Inc. – West Virginia	0	0	0	0	681,676	0		0	681,676	0
	45-3461101	MedExpress Urgent Care, P.C. – Maryland	0	0	0	0	410,198	0		0	410,198	0
	47-1857908	MedExpress Urgent Care, P.C. – Massachusetts	0	0	0	0	34,443	0		0	34,443	0
	26-3750502	MedExpress Urgent Care, P.C. – Pennsylvania	0	0	0	0	1,349,278	0		0	1,349,278	0
	45-3123110	MedExpress Urgent Care, P.C. – Virginia	0	0	0	0	1,299,262	0		0	1,299,262	0
	45-5436856	MedExpress, Inc. – Delaware	0	0	0	0	127,419	0		0	127,419	0
	26-2947990	Medical Center Home Health, LLC	0	0	0	0	748,515	0		0	748,515	0
	26-1541198	Medical Centers HomeCare, LLC	0	0	0	0	1,105,008	0		0	1,105,008	0
	75-2566987	Medical Clinic of North Texas PLLC	0	0	0	0	6,350,955	0		0	6,350,955	0
	58-2101921	Melbourne Surgery Center, LLC	0	0	0	0	291,746	0		0	291,746	0
	37-1782795	Memorial Houston Surgery Center, LLC	0	0	0	0	354,115	0		0	354,115	0
	26-1394069	MemorialCare Surgical Center at Orange Coast, LLC	0	0	0	0	1,060,599	0		0	1,060,599	0
	20-3678259	MemorialCare Surgical Center at Saddleback, LLC	0	0	0	0	1,340,202	0		0	1,340,202	0
	47-0944781	Mena Medical Center Home Health, L.L.C.	0	0	0	0	271,515	0		0	271,515	0
	62-1396317	Mental Health Resources, PLLC	0	0	0	0	141,275	0		0	141,275	0
	36-4600281	Miami Surgery Center, LLC	0	0	0	0	688,009	0		0	688,009	0
	81-5275489	Michigan In-Home Partner-I, LLC	0	0	0	0	102,266	0		0	102,266	0
	81-5278498	Michigan In-Home Partner-III, LLC	0	0	0	0	26,116	0		0	26,116	0
	20-3345412	Midlands Orthopaedics Surgery Center, LLC	0	0	0	0	1,035,244	0		0	1,035,244	0
	20-8103522	Midwest Center for Day Surgery, LLC	0	0	0	0	316,613	0		0	316,613	0
66087	62-0724538	Mid-West National Life Insurance Company of Tennessee	(3,000,000)	0	0	0	(1,511,338)	(252,215)		0	(4,763,553)	1,693,774
	41-1537436	Midwest Surgery Center, LLC	0	0	0	0	876,031	0		0	876,031	0
	83-0543458	Mile High SurgiCenter, LLC	0	0	0	0	761,838	0		0	761,838	0
	47-2117693	Mindscapes Counseling, PLLC	0	0	0	0	194,534	0		0	194,534	0
	26-0784038	Mississippi HomeCare of Jackson II, LLC	0	0	0	0	1,751,858	0		0	1,751,858	0
	87-0737157	Mizell Memorial Hospital HomeCare, LLC	0	0	0	0	1,133,514	0		0	1,133,514	0
	81-2977678	Mobile Medical Services of New Jersey, PC	0	0	0	0	200,715	0		0	200,715	0
	30-0445773	Mobile Medical Services, P.C.	0	0	0	0	26,755	0		0	26,755	0
	63-0883553	Mobile-SC, LTD.	0	0	0	0	1,954,927	0		0	1,954,927	0
	83-0632231	Mohawk Surgery Center, LLC	0	0	0	0	403,034	0		0	403,034	0
	22-3935634	Monarch Health Plan, Inc.	0	0	0	0	111,542,867	0		0	111,542,867	0

SCHEDULE Y

PART 2 - SUMMARY OF INSURER'S TRANSACTIONS WITH ANY AFFILIATES

1	2	3	4	5	6	7	8	9	10	11	12	13
NAIC Company Code	ID Number	Names of Insurers and Parent, Subsidiaries or Affiliates	Shareholder Dividends	Capital Contributions	Purchases, Sales or Exchanges of Loans, Securities, Real Estate, Mortgage Loans or Other Investments	Income/ (Disbursements) Incurred in Connection with Guarantees or Undertakings for the Benefit of any Affiliate(s)	Management Agreements and Service Contracts	Income/ (Disbursements) Incurred Under Reinsurance Agreements	*	Any Other Material Activity Not in the Ordinary Course of the Insurer's Business	Totals	Reinsurance Recoverable/ (Payable) on Losses and/or Reserve Credit Taken/(Liability)
	33-0587660	Monarch HealthCare, A Medical Group, Inc.	.0	.0	.0	.0	92,060,982	.0		0	92,060,982	0
	52-1401868	Montgomery Surgery Center Limited Partnership	.0	.0	.0	.0	473,295	.0		0	473,295	0
	36-4794488	Moorestville Home Care Services, LLC	.0	.0	.0	.0	339,020	.0		0	339,020	0
	22-3651957	Morris Avenue Endoscopy, L.L.C.	.0	.0	.0	.0	890,584	.0		0	890,584	0
	26-3513595	Morris County Surgical Center, LLC	.0	.0	.0	.0	292,549	.0		0	292,549	0
	26-2792774	Morristown-Hamblen HomeCare and Hospice, LLC	.0	.0	.0	.0	1,458,047	.0		0	1,458,047	0
	26-3042733	Mountaineer HomeCare, LLC	.0	.0	.0	.0	462,080	.0		0	462,080	0
	77-0670885	Munroe Regional HomeCare, LLC	.0	.0	.0	.0	516,027	.0		0	516,027	0
	45-4450466	Murrells Inlet ASC, LLC	.0	.0	.0	.0	670,596	.0		0	670,596	0
98205	73-1187572	National Foundation Life Insurance Company	(25,000,000)	.0	.0	.0	(68,173,556)	86,487		0	(93,087,069)	(143,808)
95251	76-0196559	National Pacific Dental, Inc.	(1,100,000)	.0	.0	.0	(837,085)	.0		0	(1,937,085)	0
	36-4719151	naviHealth, Inc.	.0	.0	.0	.0	3,219,071,306	.0		0	3,219,071,306	0
	27-0263191	Nebraska Spine Hospital, LLC	.0	.0	.0	.0	5,791,408	.0		0	5,791,408	0
95123	65-0996107	Neighborhood Health Partnership, Inc.	(47,000,000)	.0	.0	.0	(271,431,389)	.0		0	(318,431,389)	0
95758	88-0228572	Nevada Pacific Dental	(1,000,000)	.0	.0	.0	(381,757)	.0		0	(1,381,757)	0
	72-1267232	New Orleans Regional Physician Hospital Organization, L.L.C.	.0	.0	.0	.0	1,650,324,759	.0		0	1,650,324,759	0
	84-1250135	New West Physicians, Inc.	.0	.0	.0	.0	4,846,735	.0		0	4,846,735	0
	30-0996614	North Carolina In-Home Partner-I, LLC	.0	.0	.0	.0	174,518	.0		0	174,518	0
	30-0996677	North Carolina In-Home Partner-III, LLC	.0	.0	.0	.0	311,267	.0		0	311,267	0
	83-1304076	North Carolina In-Home Partner-IX, LLC	.0	.0	.0	.0	417,782	.0		0	417,782	0
	81-5292449	North Carolina In-Home Partner-V, LLC	.0	.0	.0	.0	333,682	.0		0	333,682	0
	83-1323380	North Carolina In-Home Partner-VIII, LLC	.0	.0	.0	.0	213,588	.0		0	213,588	0
	27-2248103	North Dallas Surgical Center, LLC	.0	.0	.0	.0	212,698	.0		0	212,698	0
	91-1276412	North Kitsap Ambulatory Surgery Center, LLC	.0	.0	.0	.0	532,162	.0		0	532,162	0
	20-1574246	North Okaloosa Home Health LLC	.0	.0	.0	.0	358,918	.0		0	358,918	0
	26-1266166	Northampton Home Care, LLC	.0	.0	.0	.0	77,367	.0		0	77,367	0
	27-0555075	Northeast Washington Home Health, Inc.	.0	.0	.0	.0	124,484	.0		0	124,484	0
	47-2128570	Northern New Jersey Center for Advanced Endoscopy, LLC	.0	.0	.0	.0	1,319,084	.0		0	1,319,084	0
	63-1240726	Northern Rockies Surgery Center, L.P.	.0	.0	.0	.0	117,952	.0		0	117,952	0
	86-0646417	Northlight Counseling Associates, Inc.	.0	.0	.0	.0	69,348	.0		0	69,348	0
	83-2429969	Northshore Extended Care Hospital, LLC	.0	.0	.0	.0	391,934	.0		0	391,934	0
	27-1803583	Northwest Georgia Home Health, LLC	.0	.0	.0	.0	147,735	.0		0	147,735	0
	91-1738970	Northwest Healthcare Alliance, Inc.	.0	.0	.0	.0	811,698	.0		0	811,698	0
	45-5055997	Northwest Spine and Laser Surgery Center LLC	.0	.0	.0	.0	756,183	.0		0	756,183	0
	82-3009527	NP Services of IN, LLC	.0	.0	.0	.0	42,534	.0		0	42,534	0
	82-2998879	NP Services of KY, LLC	.0	.0	.0	.0	341,329	.0		0	341,329	0
	38-3904633	Nurse on Call of Arizona, LLC	.0	.0	.0	.0	142,380	.0		0	142,380	0

42.14

SCHEDULE Y

PART 2 - SUMMARY OF INSURER'S TRANSACTIONS WITH ANY AFFILIATES

1	2	3	4	5	6	7	8	9	10	11	12	13
NAIC Company Code	ID Number	Names of Insurers and Parent, Subsidiaries or Affiliates	Shareholder Dividends	Capital Contributions	Purchases, Sales or Exchanges of Loans, Securities, Real Estate, Mortgage Loans or Other Investments	Income/ (Disbursements) Incurred in Connection with Guarantees or Undertakings for the Benefit of any Affiliate(s)	Management Agreements and Service Contracts	Income/ (Disbursements) Incurred Under Reinsurance Agreements	*	Any Other Material Activity Not in the Ordinary Course of the Insurer's Business	Totals	Reinsurance Recoverable/ (Payable) on Losses and/or Reserve Credit Taken/(Liability)
	38-2481929	Oakland Psychological Clinic, P.C.	0	0	0	0	77,069	0		0	77,069	0
	26-3086449	Ohio HomeCare, LLC	0	0	0	0	237,791	0		0	237,791	0
	84-2479780	Ohio In-Home Partner-I, LLC	0	0	0	0	129,550	0		0	129,550	0
	20-0527436	OMNI Home Health - District 1, LLC	0	0	0	0	727,508	0		0	727,508	0
	20-0527566	OMNI Home Health - District 2, LLC	0	0	0	0	1,033,021	0		0	1,033,021	0
	20-1657488	OMNI Home Health - District 4, LLC	0	0	0	0	195,472	0		0	195,472	0
	59-3741300	OMNI Home Health - Hernando, LLC	0	0	0	0	400,170	0		0	400,170	0
	59-3754764	OMNI Home Health - Jacksonville, LLC	0	0	0	0	578,991	0		0	578,991	0
	26-1914835	Ophthalmology Surgery Center of Dallas, LLC	0	0	0	0	2,460,683	0		0	2,460,683	0
96940	52-1518174	Optimum Choice, Inc.	0	0	0	0	(108,435,713)	(409,726)		0	(108,845,439)	0
	45-4770582	Optum Care Network of Indiana, LLC	0	0	0	0	431,035,062	0		0	431,035,062	0
	45-3143218	Optum Care Networks, Inc.	0	0	0	0	1,589,261,301	0		0	1,589,261,301	0
	27-2309024	Optum Health Networks, Inc.	0	0	0	0	16,252,623,736	0		0	16,252,623,736	0
	46-2385459	Optum Health Plan of California	0	0	0	0	831,917,145	0		0	831,917,145	0
69647	31-0628424	Optum Insurance of Ohio, Inc.	(28,000,000)	0	0	0	(11,493,653)	0		0	(39,493,653)	0
	22-3624559	Optum Medical Care of New Jersey, P.C.	0	0	0	0	21,035,425	0		0	21,035,425	0
	13-3544120	Optum Medical Care, P.C.	0	0	0	0	81,872,650	0		0	81,872,650	0
	88-0310956	Optum Medical Group (Rhodes), P.C.	0	0	0	0	32,238,471	0		0	32,238,471	0
	86-0857176	Optum Medical Group II (Rhodes), P.C.	0	0	0	0	18,698,856	0		0	18,698,856	0
	30-0826311	Optum Medical Services of California, P.C.	0	0	0	0	17,388,976	0		0	17,388,976	0
	45-3866363	Optum Medical Services, P.C.	0	0	0	0	14,391,394	0		0	14,391,394	0
11068	30-0029448	Optum Networks of New Jersey, Inc.	0	50,000,000	0	0	518,337,151	0		0	568,337,151	0
	46-1883579	Optum Urgent Care, PLLC	0	0	0	0	2,642,902	0		0	2,642,902	0
	85-0735012	Optum Washington Network, LLC	0	0	0	0	565,224	0		0	565,224	0
	58-2205984	Optum Women's and Children's Health, LLC	0	0	0	0	3,497,883	0		0	3,497,883	0
	47-1422097	OptumCare Clinical Trials, LLC	0	0	0	0	84,741	0		0	84,741	0
	35-2597463	OptumCare Colorado ASC, LLC	0	0	0	0	80,613	0		0	80,613	0
	47-2218380	OptumCare Colorado Medical Group, LLC	0	0	0	0	3,724,206	0		0	3,724,206	0
	87-0408859	OptumCare Florida, LLC	0	0	0	0	434,443	0		0	434,443	0
	20-4043287	OptumCare New Mexico, LLC	0	0	0	0	155,680,523	0		0	155,680,523	0
	13-4138668	OptumCare New York IPA, Inc.	0	0	0	0	14,858,221	0		0	14,858,221	0
	93-1306308	OptumCare Portland, LLC	0	0	0	0	118,815	0		0	118,815	0
	41-1591944	OptumHealth Care Solutions, LLC	2,000,000	0	0	0	254,083,945	0		0	256,083,945	0
	47-1192395	OptumHealth Holdings, LLC	50,000,000	0	0	0	0	0		0	50,000,000	0
	41-1858498	OptumInsight, Inc.	0	0	0	0	408,930,946	0		0	408,930,946	0
	88-0361447	OptumRx PBM of Maryland, LLC	28,000,000	0	0	0	0	0		0	28,000,000	0
	33-0441200	OptumRx, Inc.	0	0	0	0	23,928,095,476	0		0	23,928,095,476	0
	27-3674492	Oregon Healthcare Resources, LLC	0	0	0	0	3,024,236	0		0	3,024,236	0
	22-3883387	Oregon Outpatient Surgery Center, LLC	0	0	0	0	571,834	0		0	571,834	0
	13-3960641	OrthoNet Holdings, Inc.	0	(50,000,000)	0	0	0	0		0	(50,000,000)	0
	13-3818652	OrthoNet LLC	0	0	0	0	12,650,452	0		0	12,650,452	0
	81-2594417	Orthopedic Surgery Center of Palm Beach County, LLC	0	0	0	0	634,387	0		0	634,387	0

SCHEDULE Y

PART 2 - SUMMARY OF INSURER'S TRANSACTIONS WITH ANY AFFILIATES

1	2	3	4	5	6	7	8	9	10	11	12	13
NAIC Company Code	ID Number	Names of Insurers and Parent, Subsidiaries or Affiliates	Shareholder Dividends	Capital Contributions	Purchases, Sales or Exchanges of Loans, Securities, Real Estate, Mortgage Loans or Other Investments	Income/ (Disbursements) Incurred in Connection with Guarantees or Undertakings for the Benefit of any Affiliate(s)	Management Agreements and Service Contracts	Income/ (Disbursements) Incurred Under Reinsurance Agreements	*	Any Other Material Activity Not in the Ordinary Course of the Insurer's Business	Totals	Reinsurance Recoverable/ (Payable) on Losses and/or Reserve Credit Taken/(Liability)
	41-1921007	Ovations, Inc.	135,500,000	0	0	0	0	0		0	135,500,000	0
78026	22-2797560	Oxford Health Insurance, Inc.	(847,000,000)	0	0	0	(2,177,265,173)	0		0	(3,024,265,173)	0
96798	06-1181201	Oxford Health Plans (CT), Inc.	0	0	0	0	(10,787,300)	(24,518)		0	(10,811,818)	2
95506	22-2745725	Oxford Health Plans (NJ), Inc.	0	0	0	0	(1,036,086,211)	0		0	(1,036,086,211)	0
95479	06-1181200	Oxford Health Plans (NY), Inc.	(110,000,000)	0	0	0	(125,872,183)	0		0	(235,872,183)	0
	52-2443751	Oxford Health Plans LLC	110,000,000	0	0	0	0	0		0	110,000,000	0
70785	35-1137395	PacifiCare Life and Health Insurance Company	0	0	0	0	(950,576)	147		0	(950,429)	13,017
84506	95-2829463	PacifiCare Life Assurance Company	(20,000,000)	0	0	0	(580,575)	0		0	(20,580,575)	0
95617	94-3267522	PacifiCare of Arizona, Inc.	0	0	0	0	(27,104)	149		0	(26,955)	0
95434	84-1011378	PacifiCare of Colorado, Inc.	(65,000,000)	0	0	0	(3,846,563)	53		0	(68,846,510)	0
	48-1255983	Panama City Surgery Center, LLC	0	0	0	0	775,770	0		0	775,770	0
	45-1484375	Park Hill Surgery Center, LLC	0	0	0	0	1,347,237	0		0	1,347,237	0
	20-4127100	Parkway Surgery Center, LLC	0	0	0	0	229,889	0		0	229,889	0
	62-1500185	Partial Hospital Systems, Inc.	0	0	0	0	157,502	0		0	157,502	0
	20-1311030	Patient Care Associates, L.L.C.	0	0	0	0	874,073	0		0	874,073	0
	22-2170708	Patient Care Medical Services, Inc.	0	0	0	0	786,950	0		0	786,950	0
	20-1574433	Patient Care New Jersey, Inc.	0	0	0	0	1,087,430	0		0	1,087,430	0
	47-5126154	Patient Care of Hudson County, LLC	0	0	0	0	217,843	0		0	217,843	0
	37-1459396	Patient Care Pennsylvania, Inc.	0	0	0	0	40,366	0		0	40,366	0
	91-1885912	Peninsula Psychological Center, Inc., P.S.	0	0	0	0	31,821	0		0	31,821	0
	82-2091703	Pennsylvania In-Home Partner-I, LLC	0	0	0	0	235,327	0		0	235,327	0
	82-3662886	Pennsylvania In-Home Partner-III, LLC	0	0	0	0	31,729	0		0	31,729	0
13607	20-5662149	Peoples Health, Inc.	0	0	0	0	(1,654,294,894)	0		0	(1,654,294,894)	0
	20-5608977	Perham Physical Therapy, LTD	0	0	0	0	90,665	0		0	90,665	0
	58-1978405	Perimeter Center for Outpatient Surgery, L.P.	0	0	0	0	395,936	0		0	395,936	0
	38-2592367	Perspectives of Troy, P.C.	0	0	0	0	79,595	0		0	79,595	0
	26-3388826	Petersburg Home Care Services, LLC	0	0	0	0	280,045	0		0	280,045	0
	47-2638657	PGC Endoscopy Center for Excellence, LLC	0	0	0	0	86,029	0		0	86,029	0
	82-5162940	Phoenix Mental Health and Wellness PLLC	0	0	0	0	69,587	0		0	69,587	0
	81-2902954	Physician Alliance of the Rockies, LLC	0	0	0	0	296,563,000	0		0	296,563,000	0
	59-3438026	Physicians Day Surgery Center, LLC	0	0	0	0	388,345	0		0	388,345	0
11494	04-3677255	Physicians Health Choice of Texas, LLC	(48,000,000)	0	0	0	(2,744,285,282)	0		0	(2,792,285,282)	0
	20-5071967	Physicians' Medical Center, LLC	0	0	0	0	2,724,673	0		0	2,724,673	0
	94-2722082	Physicians Medical Group of San Jose, Inc.	0	0	0	0	6,899,517	0		0	6,899,517	0
	20-5170962	Physicians' Surgery Center of Downey, LLC	0	0	0	0	80,735	0		0	80,735	0
	64-0938601	Picayune HomeCare, LLC	0	0	0	0	439,182	0		0	439,182	0
	33-0795271	Pinnacle Medical Group, Inc.	0	0	0	0	46,526	0		0	46,526	0
	33-0752699	Pomeroado Outpatient Surgical Center, L.P.	0	0	0	0	214,284	0		0	214,284	0
	20-4345976	Ponca City Home Care Services, LLC	0	0	0	0	165,682	0		0	165,682	0

SCHEDULE Y
PART 2 - SUMMARY OF INSURER'S TRANSACTIONS WITH ANY AFFILIATES

1	2	3	4	5	6	7	8	9	10	11	12	13
NAIC Company Code	ID Number	Names of Insurers and Parent, Subsidiaries or Affiliates	Shareholder Dividends	Capital Contributions	Purchases, Sales or Exchanges of Loans, Securities, Real Estate, Mortgage Loans or Other Investments	Income/ (Disbursements) Incurred in Connection with Guarantees or Undertakings for the Benefit of any Affiliate(s)	Management Agreements and Service Contracts	Income/ (Disbursements) Incurred Under Reinsurance Agreements	*	Any Other Material Activity Not in the Ordinary Course of the Insurer's Business	Totals	Reinsurance Recoverable/ (Payable) on Losses and/or Reserve Credit Taken/(Liability)
26-3385581	12756	Pottstown Home Care Services, LLC	0	0	0	0	196,265	0		0	196,265	0
12756	20-3391186	Preferred Care Network of Florida, Inc.	0	0	0	0	(23,162)	0		0	(23,162)	0
12155	01-0788576	Preferred Care Network, Inc.	(26,000,000)	0	0	0	(151,624,705)	0		0	(177,624,705)	0
65-0683927	11176	Preferred Care Partners Holding, Corp.	164,500,000	0	0	0	0	0		0	164,500,000	0
65-0885893	41-1846481	Preferred Care Partners, Inc.	(164,500,000)	0	0	0	(2,100,658,848)	0		0	(2,265,158,848)	0
41-1846481		PreferredOne Administrative Services, Inc.	0	(7,500,000)	0	0	0	0		0	(7,500,000)	0
11817	81-0625135	PreferredOne Insurance Company	0	7,500,000	0	0	(4,898,761)	0		10,000,000	12,601,239	0
72-1378216		Premier Surgery Center of Louisville, L.P.	0	0	0	0	656,748	0		0	656,748	0
27-1446056		Preston Memorial HomeCare, LLC	0	0	0	0	250,591	0		0	250,591	0
33-0527335		Primary Care Associated Medical Group, Inc.	0	0	0	0	8,786,420	0		0	8,786,420	0
33-0607478		PrimeCare Medical Network, Inc.	0	0	0	0	304,742,426	0		0	304,742,426	0
33-0674408		PrimeCare of Inland Valley, Inc.	0	0	0	0	332,417	0		0	332,417	0
83-0474005		Princeton Community HomeCare, LLC	0	0	0	0	657,338	0		0	657,338	0
06-1482496		Priority Care, Inc.	0	0	0	0	(40,985)	0		0	(40,985)	0
11-3447394		ProHEALTH Ambulatory Surgery Center, Inc.	0	0	0	0	424,785	0		0	424,785	0
11-3355604		ProHEALTH Care Associates, L.L.P.	0	0	0	0	488,666	0		0	488,666	0
06-1469068		ProHealth Physicians, P.C.	0	0	0	0	10,331,305	0		0	10,331,305	0
47-5661535		ProHEALTH Urgent Care Medicine of New Jersey LLP	0	0	0	0	3,613,760	0		0	3,613,760	0
84-3234753		Prospero Health Partners, P.C.	0	0	0	0	33,817,031	0		0	33,817,031	0
27-3409538		Psychiatry Specialists, S.C.	0	0	0	0	162,056	0		0	162,056	0
16-1484552		Psychological Healthcare, PLLC	0	0	0	0	81,794	0		0	81,794	0
27-4189294		Queens Endoscopy ASC, LLC	0	0	0	0	842,379	0		0	842,379	0
80-0947972		Real Appeal, LLC	0	0	0	0	9,041,513	0		0	9,041,513	0
26-3385035		Red Bud Home Care Services, LLC	0	0	0	0	273,256	0		0	273,256	0
20-0785644		Red Oak Counseling, Ltd.	0	0	0	0	252,075	0		0	252,075	0
81-0627339		Red River HomeCare, L.L.C.	0	0	0	0	140,289	0		0	140,289	0
56-2627067		Redlands Family Practice Medical Group, Inc.	0	0	0	0	35,945	0		0	35,945	0
82-3603285		Refresh Canopy Cove, Inc.	0	0	0	0	754,907	0		0	754,907	0
82-5351068		Refresh In-Home Counseling LLC	0	0	0	0	156,106	0		0	156,106	0
20-5251393		Reliant Medical Group The Endoscopy Center, LLC	0	0	0	0	164,328	0		0	164,328	0
04-2472266		Reliant Medical Group, Inc.	0	0	0	0	11,572,976	0		0	11,572,976	0
46-0558032		Research Surgical Center LLC	0	0	0	0	819,930	0		0	819,930	0
33-0999953		RICBT, Inc.	0	0	0	0	339,023	0		0	339,023	0
46-0758315		River Valley ASC, LLC	0	0	0	0	562,868	0		0	562,868	0
46-0504059		Rivercrest Home Health Care, Inc.	0	0	0	0	115,815	0		0	115,815	0
33-0055097		Riverside Community Healthplan Medical Group, Inc.	0	0	0	0	603,774	0		0	603,774	0

42.17

SCHEDULE Y
PART 2 - SUMMARY OF INSURER'S TRANSACTIONS WITH ANY AFFILIATES

1	2	3	4	5	6	7	8	9	10	11	12	13
NAIC Company Code	ID Number	Names of Insurers and Parent, Subsidiaries or Affiliates	Shareholder Dividends	Capital Contributions	Purchases, Sales or Exchanges of Loans, Securities, Real Estate, Mortgage Loans or Other Investments	Income/ (Disbursements) Incurred in Connection with Guarantees or Undertakings for the Benefit of any Affiliate(s)	Management Agreements and Service Contracts	Income/ (Disbursements) Incurred Under Reinsurance Agreements	*	Any Other Material Activity Not in the Ordinary Course of the Insurer's Business	Totals	Reinsurance Recoverable/ (Payable) on Losses and/or Reserve Credit Taken/(Liability)
	83-2735771	Riverside Surgical Center of Meadowlands, LLC	0	0	0	0	236,728	0		0	236,728	0
	04-3713185	Rockville Eye Surgery Center, LLC	0	0	0	0	621,289	0		0	621,289	0
95482	84-0614905	Rocky Mountain Health Maintenance Organization, Incorporated	0	0	0	0	(215,424,196)	(865,414)		0	(216,289,610)	0
	37-1832312	Rush Oak Brook Surgery Center, LLC	0	0	0	0	1,043,637	0		0	1,043,637	0
	77-0398259	Saad A. Shakir, M.D., Inc.	0	0	0	0	29,653	0		0	29,653	0
	83-0521940	Sacred Heart ASC, LLC	0	0	0	0	528,478	0		0	528,478	0
	33-0571462	Saddleback Medical Group, Inc.	0	0	0	0	508,484	0		0	508,484	0
	27-1976968	Salem Home Care, LLC	0	0	0	0	747,192	0		0	747,192	0
	74-2462470	Salem Surgery Center, LLC	0	0	0	0	486,720	0		0	486,720	0
	77-0322251	San Diego Endoscopy Center	0	0	0	0	178,945	0		0	178,945	0
	27-3787593	Sand Lake SurgiCenter, LLC	0	0	0	0	592,265	0		0	592,265	0
	38-3857848	Scranton Quincy Home Care Services, LLC	0	0	0	0	25,976	0		0	25,976	0
	22-3660141	Seashore Surgical Institute, L.L.C.	0	0	0	0	646,684	0		0	646,684	0
	88-1691956	Senior Care Network of Connecticut, LLC	0	0	0	0	297,339,382	0		0	297,339,382	0
	37-1745728	Sharon Home Care Services, LLC	0	0	0	0	31,158	0		0	31,158	0
	47-5082677	Sherman Counseling Management, S.C.	0	0	0	0	114,033	0		0	114,033	0
71420	94-0734860	Sierra Health and Life Insurance Company, Inc.	(1,150,000,000)	0	0	0	(4,476,917,430)	454,023		0	(5,626,463,407)	(318,376)
	88-0200415	Sierra Health Services, Inc.	1,200,000,000	0	0	0	0	0		0	1,200,000,000	0
	88-0385705	Sierra Home Medical Products, Inc.	0	0	0	0	33,553,271	0		0	33,553,271	0
	82-1485491	SJ East Campus ASC, LLC	0	0	0	0	1,460,231	0		0	1,460,231	0
	26-2817959	SJ Home Care, LLC	0	0	0	0	509,227	0		0	509,227	0
	46-0729622	Solstice Administration Services, Inc.	0	(1,500,000)	0	0	0	0		0	(1,500,000)	0
12341	14-1917982	Solstice Benefits, Inc.	0	0	0	0	(7,295,481)	0		0	(7,295,481)	0
13971	27-1395245	Solstice Health Insurance Company	0	0	0	0	(4,029,295)	0		0	(4,029,295)	0
16610	30-1200533	Solstice Healthplans of Arizona, Inc.	0	2,500,000	0	0	(727,753)	0		0	1,772,247	0
17141	35-2709791	Solstice Healthplans of Colorado, Inc.	0	0	0	0	(3,635)	0		0	(3,635)	0
16878	30-1190514	Solstice Healthplans of Ohio, Inc.	0	0	0	0	(46,462)	0		0	(46,462)	0
16892	36-4935990	Solstice Healthplans of Texas, Inc.	0	0	0	0	(333,336)	0		0	(333,336)	0
	46-3786700	Solstice Healthplans, Inc.	0	0	0	0	(3,826,760)	0		0	(3,826,760)	0
16790	26-2699505	Solstice of Illinois, Inc.	0	0	0	0	(153,472)	0		0	(153,472)	0
	20-8433398	Somerset Outpatient Surgery, L.L.C.	0	0	0	0	365,192	0		0	365,192	0
	75-2723958	South Arlington Surgical Providers, LLC	0	0	0	0	275,934	0		0	275,934	0
	11-3685842	South Broward Endoscopy, L.L.C.	0	0	0	0	798,619	0		0	798,619	0
	82-4146393	South Carolina In-Home Partner-I, LLC	0	0	0	0	284,474	0		0	284,474	0
	64-0736425	South Mississippi Home Health, Inc. - Region I	0	0	0	0	1,830,007	0		0	1,830,007	0
	64-0736424	South Mississippi Home Health, Inc. - Region II	0	0	0	0	314,256	0		0	314,256	0
	26-3696767	Southeast Alabama HomeCare, LLC	0	0	0	0	2,552,223	0		0	2,552,223	0
	26-0274543	Southwest Arkansas HomeCare, LLC	0	0	0	0	455,030	0		0	455,030	0
	88-0201420	Southwest Medical Associates, Inc.	0	0	0	0	124,268,570	0		0	124,268,570	0

42.18

SCHEDULE Y
PART 2 - SUMMARY OF INSURER'S TRANSACTIONS WITH ANY AFFILIATES

1	2	3	4	5	6	7	8	9	10	11	12	13
NAIC Company Code	ID Number	Names of Insurers and Parent, Subsidiaries or Affiliates	Shareholder Dividends	Capital Contributions	Purchases, Sales or Exchanges of Loans, Securities, Real Estate, Mortgage Loans or Other Investments	Income/ (Disbursements) Incurred in Connection with Guarantees or Undertakings for the Benefit of any Affiliate(s)	Management Agreements and Service Contracts	Income/ (Disbursements) Incurred Under Reinsurance Agreements	*	Any Other Material Activity Not in the Ordinary Course of the Insurer's Business	Totals	Reinsurance Recoverable/ (Payable) on Losses and/or Reserve Credit Taken/(Liability)
	36-4369359	Southwest Surgery Center, LLC	0	0	0	0	484,341	0		0	484,341	0
	41-2013700	Southwest Surgical Center, LLC	0	0	0	0	154,775	0		0	154,775	0
	75-2516426	Space Coast Surgical Center, Ltd.	0	0	0	0	365,225	0		0	365,225	0
	57-0953005	Spartanburg Surgery Center, LLC	0	0	0	0	815,218	0		0	815,218	0
	41-1921983	Specialty Benefits, LLC	0	(1,000,000)	0	0	0	0		0	(1,000,000)	0
	27-0237126	Specialty Extended Care Hospital of Monroe, LLC	0	0	0	0	532,361	0		0	532,361	0
	20-3412545	Specialty Surgical Center, LLC	0	0	0	0	195,755	0		0	195,755	0
	52-1260282	Spectera, Inc.	0	0	0	0	49,150,492	0		0	49,150,492	0
	27-3788721	Spokane Home Care Services, LLC	0	0	0	0	487,888	0		0	487,888	0
	82-3087236	Spring Behavioral Health of New Jersey, LLC	0	0	0	0	29,259	0		0	29,259	0
	26-3389049	Springdale Home Care Services, LLC	0	0	0	0	304,360	0		0	304,360	0
	23-2833266	Springfield Psychological, P.C.	0	0	0	0	447,520	0		0	447,520	0
	75-2201400	St. Cloud Outpatient Surgery, Ltd., a Minnesota Limited Partnership	0	0	0	0	619,633	0		0	619,633	0
	47-4955642	St. Landry Family Healthcare, LLC	0	0	0	0	70,829	0		0	70,829	0
	61-1754451	St. Louis Specialty Surgical Center, LLC	0	0	0	0	737,310	0		0	737,310	0
	26-0730248	St. Mary's Medical Center Home Health Services, LLC	0	0	0	0	1,247,929	0		0	1,247,929	0
	20-1211544	Stonegate Surgery Center, L.P.	0	0	0	0	525,709	0		0	525,709	0
	47-4990107	Summer Street ASC, LLC	0	0	0	0	870,693	0		0	870,693	0
	26-3548962	SunCrest Healthcare of East Tennessee, LLC	0	0	0	0	739,849	0		0	739,849	0
	71-1017674	SunCrest Healthcare of Middle TN, LLC	0	0	0	0	969,409	0		0	969,409	0
	37-1550880	SunCrest Healthcare of West Tennessee, LLC	0	0	0	0	1,134,492	0		0	1,134,492	0
	27-0678962	Suncrest Home Health of AL, Inc.	0	0	0	0	755,679	0		0	755,679	0
	26-1911187	SunCrest Home Health of Georgia, Inc.	0	0	0	0	998,670	0		0	998,670	0
	27-3742641	SunCrest Home Health of Manchester, Inc.	0	0	0	0	432,202	0		0	432,202	0
	27-2258905	SunCrest Home Health of Nashville, Inc.	0	0	0	0	517,493	0		0	517,493	0
	27-0678757	SunCrest Home Health of South GA, Inc.	0	0	0	0	363,357	0		0	363,357	0
	27-3742788	SunCrest Home Health of Tampa, LLC	0	0	0	0	511,007	0		0	511,007	0
	87-0625250	Sundance Behavioral Resources, LLC	0	0	0	0	37,534	0		0	37,534	0
	85-4085559	Surgery Center at Grove Creek, LLC	0	0	0	0	229,437	0		0	229,437	0
	82-5207693	Surgery Center at Kissing Camels, LLC	0	0	0	0	334,053	0		0	334,053	0
	85-4070407	Surgery Center at South Ogden, LLC	0	0	0	0	190,673	0		0	190,673	0
	81-3129674	Surgery Center at St. Vincent, LLC	0	0	0	0	928,170	0		0	928,170	0
	20-1733152	Surgery Center of Fairfield County, LLC	0	0	0	0	1,060,743	0		0	1,060,743	0
	83-2600045	Surgery Center of Mt. Scott, LLC	0	0	0	0	371,777	0		0	371,777	0
	68-0561185	Surgery Center of Pinehurst, L.L.C.	0	0	0	0	932,959	0		0	932,959	0
	36-3562598	Surgery Centers of Des Moines, Ltd., an Iowa Limited Partnership	0	0	0	0	811,136	0		0	811,136	0
	75-1925497	Surgical Caregivers of Fort Worth, LLC	0	0	0	0	945,767	0		0	945,767	0

SCHEDULE Y

PART 2 - SUMMARY OF INSURER'S TRANSACTIONS WITH ANY AFFILIATES

1	2	3	4	5	6	7	8	9	10	11	12	13
NAIC Company Code	ID Number	Names of Insurers and Parent, Subsidiaries or Affiliates	Shareholder Dividends	Capital Contributions	Purchases, Sales or Exchanges of Loans, Securities, Real Estate, Mortgage Loans or Other Investments	Income/ (Disbursements) Incurred in Connection with Guarantees or Undertakings for the Benefit of any Affiliate(s)	Management Agreements and Service Contracts	Income/ (Disbursements) Incurred Under Reinsurance Agreements	*	Any Other Material Activity Not in the Ordinary Course of the Insurer's Business	Totals	Reinsurance Recoverable/ (Payable) on Losses and/or Reserve Credit Taken/(Liability)
	63-1251243	Surgical Center of Greensboro, LLC	0	0	0	0	3,793,782	0		0	3,793,782	0
	22-2709324	Surgical Center of South Jersey, Limited Partnership	0	0	0	0	427,499	0		0	427,499	0
	65-1321064	Surgical Eye Experts, LLC	0	0	0	0	122,355	0		0	122,355	0
	22-2529259	Surgicare of Central Jersey, LLC	0	0	0	0	936,715	0		0	936,715	0
	75-2162993	Surgicare of Jackson, Ltd., a Mississippi Limited Partnership	0	0	0	0	570,693	0		0	570,693	0
	75-2507129	Surgicare of La Veta, Ltd., a California Limited Partnership	0	0	0	0	963,804	0		0	963,804	0
	41-1624905	Surgicare of Minneapolis, Ltd., a Minnesota Limited Partnership	0	0	0	0	800,879	0		0	800,879	0
	75-2459715	Surgicare of Mobile, Ltd.	0	0	0	0	2,406,765	0		0	2,406,765	0
	35-1975122	Surgicare, LLC	0	0	0	0	275,230	0		0	275,230	0
	86-1047772	Surprise Health Center, PLLC	0	0	0	0	296,030	0		0	296,030	0
	20-5176158	Susan Albright P.L.C.	0	0	0	0	21,022	0		0	21,022	0
	81-4903487	Tennessee In-Home Partner-I, LLC	0	0	0	0	162,239	0		0	162,239	0
	81-4736011	Tennessee In-Home Partner-II, LLC	0	0	0	0	176,807	0		0	176,807	0
	82-3982817	Tennessee In-Home Partner-III, LLC	0	0	0	0	76,791	0		0	76,791	0
	62-1049414	Tennessee Nursing Services of Morristown, Inc.	0	0	0	0	1,099,022	0		0	1,099,022	0
	41-2076211	Texas Health Care Group of Texarkana, L.L.C.	0	0	0	0	113,757	0		0	113,757	0
	27-0075424	Texas Health Care Group of The Golden Triangle, LLC	0	0	0	0	265,529	0		0	265,529	0
	38-3897811	Texas Health Craig Ranch Surgery Center, LLC	0	0	0	0	429,636	0		0	429,636	0
	80-0866449	Texas Health Flower Mound Orthopedic Surgery Center, LLC	0	0	0	0	714,633	0		0	714,633	0
	81-4977249	Texas Health Orthopedic Surgery Center Alliance, LLC	0	0	0	0	874,416	0		0	874,416	0
	82-2296081	Texas Health Surgery Center Alliance, LLC	0	0	0	0	333,737	0		0	333,737	0
	82-1307876	Texas Health Surgery Center Bedford, LLC	0	0	0	0	224,672	0		0	224,672	0
	85-1225852	Texas Health Surgery Center Chisholm Trail, LLC	0	0	0	0	877,022	0		0	877,022	0
	83-1085415	Texas Health Surgery Center Irving, LLC	0	0	0	0	220,496	0		0	220,496	0
	20-3991622	Texas Health Surgery Center Preston Plaza, LLC	0	0	0	0	952,780	0		0	952,780	0
	47-4425996	Texas Health Surgery Center Rockwall, LLC	0	0	0	0	1,169,824	0		0	1,169,824	0
	84-3814490	Texas Health Surgery Center Southwest Fort Worth, LLC	0	0	0	0	572,608	0		0	572,608	0
	31-1426870	The Center for Cognitive and Behavioral Therapy of Greater Columbus, Inc.	0	0	0	0	106,107	0		0	106,107	0
61832	52-0676509	The Chesapeake Life Insurance Company	(12,300,000)	0	0	0	(140,071,231)	0		0	(152,371,231)	0

SCHEDULE Y

PART 2 - SUMMARY OF INSURER'S TRANSACTIONS WITH ANY AFFILIATES

1	2	3	4	5	6	7	8	9	10	11	12	13
NAIC Company Code	ID Number	Names of Insurers and Parent, Subsidiaries or Affiliates	Shareholder Dividends	Capital Contributions	Purchases, Sales or Exchanges of Loans, Securities, Real Estate, Mortgage Loans or Other Investments	Income/ (Disbursements) Incurred in Connection with Guarantees or Undertakings for the Benefit of any Affiliate(s)	Management Agreements and Service Contracts	Income/ (Disbursements) Incurred Under Reinsurance Agreements	*	Any Other Material Activity Not in the Ordinary Course of the Insurer's Business	Totals	Reinsurance Recoverable/ (Payable) on Losses and/or Reserve Credit Taken/(Liability)
	91-0214500	The Everett Clinic, PLLC	0	0	0	0	35,512,041	0		0	35,512,041	0
	20-5562797	The Eye Surgery Center of the Carolinas, L.P.	0	0	0	0	792,812	0		0	792,812	0
	61-1409045	The Outpatient Surgery Center of Hilton Head, LLC	0	0	0	0	926,779	0		0	926,779	0
	91-0369070	The Polyclinic, PLLC	0	0	0	0	9,155,034	0		0	9,155,034	0
	72-1349755	The Surgery Center of Easton, L.P.	0	0	0	0	94,219	0		0	94,219	0
	06-1552689	The Surgical Center of Connecticut, LLC	0	0	0	0	397,359	0		0	397,359	0
	37-1446353	The Surgical Center of the Treasure Coast, L.L.C.	0	0	0	0	224,287	0		0	224,287	0
	20-8862235	Thomas Home Health, LLC	0	0	0	0	896,779	0		0	896,779	0
	26-1579919	Thomas Johnson Surgery Center, LLC	0	0	0	0	279,882	0		0	279,882	0
	25-1825549	Three Rivers Holdings, Inc.	207,500,000	0	0	0	0	0		0	207,500,000	0
	27-0705907	Three Rivers HomeCare, LLC	0	0	0	0	413,854	0		0	413,854	0
	45-2856177	Tomball Texas Home Care Services, LLC	0	0	0	0	83,757	0		0	83,757	0
	92-2981104	Total Surgery Center, LLC	0	0	0	0	22,634	0		0	22,634	0
	83-1528858	Trails Edge Surgery Center, LLC	0	0	0	0	435,552	0		0	435,552	0
	33-0592165	Treasure Valley Hospital Limited Partnership	0	0	0	0	6,770,126	0		0	6,770,126	0
	26-2552129	Triangle Counseling Agency, Inc.	0	0	0	0	92,647	0		0	92,647	0
	20-2386707	Tri-County Surgery Center, LLC	0	0	0	0	251,030	0		0	251,030	0
	26-3539405	Trigg County Home Health, Inc.	0	0	0	0	103,216	0		0	103,216	0
	71-0917928	Tri-Parish Community HomeCare, L.L.C.	0	0	0	0	728,217	0		0	728,217	0
	30-0838429	Tucson Home Care Services, LLC	0	0	0	0	134,710	0		0	134,710	0
	63-0974161	Tuscaloosa Surgical Center, L.P.	0	0	0	0	820,343	0		0	820,343	0
	27-1000828	Twin Lakes Home Health Agency, LLC	0	0	0	0	49,985	0		0	49,985	0
	94-3077084	U.S. Behavioral Health Plan, California	0	0	0	0	(2,954,315)	0		0	(2,954,315)	0
	26-1232189	UCSD Ambulatory Surgery Center, LLC	0	0	0	0	1,013,204	0		0	1,013,204	0
	82-2326631	UCSD Center for Surgery of Encinitas, L.P.	0	0	0	0	215,117	0		0	215,117	0
	82-2218664	UCSD Surgical Center of San Diego, LLC	0	0	0	0	352,831	0		0	352,831	0
	95-2931460	UHC of California	0	0	0	0	(2,715,324,266)	0		0	(2,715,324,266)	0
	41-1921008	UHC Holdings, Inc.	2,520,000,000	0	0	0	0	0		0	2,520,000,000	0
91529	52-1996029	Unimerica Insurance Company	(50,000,000)	0	0	0	(23,224,899)	48,068		0	(73,176,831)	(209)
11596	01-0637149	Unimerica Life Insurance Company of New York	(2,600,000)	0	0	0	(2,143,887)	0		0	(4,743,887)	0
	94-2649097	United Behavioral Health	0	0	0	0	3,859,790,585	0		0	3,859,790,585	0
	41-1868911	United Behavioral Health of New York, I.P.A., Inc.	0	0	0	0	166,922,993	0		0	166,922,993	0
	75-2583080	United Group Reinsurance, Inc.	0	0	0	0	0	252,215		0	252,215	(1,693,774)
	41-1289245	UnitedHealthCare Services, Inc.	902,800,000	(28,500,000)	0	0	16,426,013,919	0		605,000,000	17,905,313,919	0
	41-1321939	UnitedHealth Group Incorporated	0	0	0	0	3,417,151,860	0		(15,000,000)	3,402,151,860	0
95174	33-0115163	UnitedHealthcare Benefits of Texas, Inc.	(500,000,000)	0	0	0	(10,036,377,362)	(15,516,905)		0	(10,551,894,267)	0

ANNUAL STATEMENT FOR THE YEAR 2023 OF THE UnitedHealthcare Plan of the River Valley, Inc.

SCHEDULE Y

PART 2 - SUMMARY OF INSURER'S TRANSACTIONS WITH ANY AFFILIATES

1	2	3	4	5	6	7	8	9	10	11	12	13
NAIC Company Code	ID Number	Names of Insurers and Parent, Subsidiaries or Affiliates	Shareholder Dividends	Capital Contributions	Purchases, Sales or Exchanges of Loans, Securities, Real Estate, Mortgage Loans or Other Investments	Income/ (Disbursements) Incurred in Connection with Guarantees or Undertakings for the Benefit of any Affiliate(s)	Management Agreements and Service Contracts	Income/ (Disbursements) Incurred Under Reinsurance Agreements	*	Any Other Material Activity Not in the Ordinary Course of the Insurer's Business	Totals	Reinsurance Recoverable/ (Payable) on Losses and/or Reserve Credit Taken/(Liability)
	47-3221444	UnitedHealthcare Benefits Plan of California	0	0	0	0	(647,998,579)	0		0	(647,998,579)	0
	46-4348775	UnitedHealthcare Community Plan of California, Inc.	(15,000,000)	0	0	0	(16,758,239)	0		0	(31,758,239)	0
13168	26-2688274	UnitedHealthcare Community Plan of Georgia, Inc.	0	0	0	0	(17,010)	0		0	(17,010)	0
12323	56-2451429	UnitedHealthcare Community Plan of Ohio, Inc.	(147,500,000)	0	0	0	(503,440,645)	(514,488)		0	(651,455,133)	27,803,675
11141	91-2008361	UnitedHealthcare Community Plan of Texas, L.L.C.	(135,500,000)	0	0	0	(2,198,021,222)	0		0	(2,333,521,222)	0
95467	38-3204052	UnitedHealthcare Community Plan, Inc.	(48,500,000)	0	0	0	(598,662,500)	(2,510,310)		0	(649,672,810)	4,222,429
15737	47-3788473	UnitedHealthcare Freedom Insurance Company	0	0	0	0	(15,627,142)	0		0	(15,627,142)	0
79413	36-2739571	UnitedHealthcare Insurance Company	(1,290,400,000)	0	0	0	(11,852,997,065)	269,285,556		(625,000,000)	(13,499,111,509)	(828,119,316)
84549	38-2044243	UnitedHealthcare Insurance Company of America	(120,000,000)	0	0	0	(18,204,982)	0		0	(138,204,982)	0
60318	36-3800349	UnitedHealthcare Insurance Company of Illinois	(100,000,000)	0	0	0	(324,779,035)	0		0	(424,779,035)	0
60093	11-3283886	UnitedHealthcare Insurance Company of New York	(280,000,000)	0	0	0	(627,585,433)	(89,788,229)		0	(997,373,662)	374,548,365
12231	20-1902768	UnitedHealthcare Insurance Company of the River Valley	(175,000,000)	0	0	0	(209,596,308)	0		0	(384,596,308)	0
97179	86-0207231	UnitedHealthcare Life Insurance Company	(9,000,000)	0	0	0	(104,257,093)	(147)		0	(113,257,240)	(13,017)
95784	63-0899562	UnitedHealthcare of Alabama, Inc.	(41,000,000)	0	0	0	(2,310,718)	(3,043)		0	(43,313,761)	0
96016	86-0507074	UnitedHealthcare of Arizona, Inc.	0	0	0	0	(67,622,885)	(301,270)		0	(67,924,155)	0
95446	63-1036819	UnitedHealthcare of Arkansas, Inc.	(7,000,000)	0	0	0	(6,709,353)	(19,552)		0	(13,728,905)	0
95090	84-1004639	UnitedHealthcare of Colorado, Inc.	(2,000,000)	0	0	0	(30,797,815)	(123,412)		0	(32,921,227)	0
95264	59-1293865	UnitedHealthcare of Florida, Inc.	(75,000,000)	0	0	0	(743,109,708)	(2,766,367)		0	(820,876,075)	0
95850	58-1653544	UnitedHealthcare of Georgia, Inc.	0	0	0	0	(28,893,012)	(108,588)		0	(29,001,600)	0
95776	36-3280214	UnitedHealthcare of Illinois, Inc.	(24,500,000)	0	0	0	(162,644,132)	(475,531)		0	(187,619,663)	0
96644	62-1240316	UnitedHealthcare of Kentucky, Ltd.	(9,500,000)	0	0	0	(162,370,239)	(878,807)		0	(172,749,046)	0
95833	72-1074008	UnitedHealthcare of Louisiana, Inc.	(14,000,000)	0	0	0	(862,455,521)	(2,518,377)		0	(878,973,898)	0
95716	63-1036817	UnitedHealthcare of Mississippi, Inc.	(15,000,000)	0	0	0	(292,450,051)	(315)		0	(307,450,366)	0
95149	05-0413469	UnitedHealthcare of New England, Inc.	(22,300,000)	0	0	0	(296,513,334)	(296,682)		0	(319,110,016)	1,485,088
13214	26-2697886	UnitedHealthcare of New Mexico, Inc.	0	0	0	0	(27,326,647)	0		0	(27,326,647)	0
95085	06-1172891	UnitedHealthcare of New York, Inc.	(235,000,000)	0	0	0	(2,890,781,830)	0		0	(3,125,781,830)	0
95103	56-1461010	UnitedHealthcare of North Carolina, Inc.	(50,000,000)	0	0	0	(642,044,245)	11,772,001		0	(680,272,244)	(2,896,247)
95186	31-1142815	UnitedHealthcare of Ohio, Inc.	0	0	0	0	(17,649,341)	(87,863)		0	(17,737,204)	0
96903	33-0115166	UnitedHealthcare of Oklahoma, Inc.	(16,500,000)	0	0	0	(30,833,446)	0		0	(47,333,446)	0
95893	93-0938819	UnitedHealthcare of Oregon, Inc.	(5,500,000)	0	0	0	(9,605,117)	0		0	(15,105,117)	0
95220	25-1756858	UnitedHealthcare of Pennsylvania, Inc.	(60,000,000)	0	0	0	(229,491,566)	(710,505)		0	(290,202,071)	0
16740	35-2674992	UnitedHealthcare of South Carolina, Inc.	0	3,000,000	0	0	(3,067,444)	(138,971)		0	(206,415)	88,231
95765	95-3939697	UnitedHealthcare of Texas, Inc.	0	0	0	0	(270,615,330)	(1,368,191)		0	(271,983,521)	0
95025	52-1130183	UnitedHealthcare of the Mid-Atlantic, Inc.	(100,000,000)	0	0	0	(1,645,064,872)	(4,151,127)		0	(1,749,215,999)	0

SCHEDULE Y
PART 2 - SUMMARY OF INSURER'S TRANSACTIONS WITH ANY AFFILIATES

1	2	3	4	5	6	7	8	9	10	11	12	13
NAIC Company Code	ID Number	Names of Insurers and Parent, Subsidiaries or Affiliates	Shareholder Dividends	Capital Contributions	Purchases, Sales or Exchanges of Loans, Securities, Real Estate, Mortgage Loans or Other Investments	Income/ (Disbursements) Incurred in Connection with Guarantees or Undertakings for the Benefit of any Affiliate(s)	Management Agreements and Service Contracts	Income/ (Disbursements) Incurred Under Reinsurance Agreements	*	Any Other Material Activity Not in the Ordinary Course of the Insurer's Business	Totals	Reinsurance Recoverable/ (Payable) on Losses and/or Reserve Credit Taken/(Liability)
95591	47-0676824	UnitedHealthcare of the Midlands, Inc.	(205,000,000)	0	0	0	(1,818,682,151)	(26,133,051)		0	(2,049,815,202)	0
96385	43-1361841	UnitedHealthcare of the Midwest, Inc.	(75,000,000)	0	0	0	(669,964,199)	(108,042,096)		0	(853,006,295)	382,915,164
95685	86-0875231	UnitedHealthcare of the Rockies, Inc.	0	15,000,000	0	0	(990,780,541)	(1,581,873)		0	(977,362,414)	0
95501	41-1488563	UnitedHealthcare of Utah, Inc.	(45,000,000)	0	0	0	(2,533,937)	(5,696)		0	(47,539,633)	0
48038	91-1312551	UnitedHealthcare of Washington, Inc.	(35,000,000)	0	0	0	(672,890,354)	0		0	(707,890,354)	0
95710	39-1555888	UnitedHealthcare of Wisconsin, Inc.	(450,000,000)	0	0	0	(7,041,656,893)	(24,739,909)		0	(7,516,396,802)	0
95378	36-3379945	UnitedHealthcare Plan of the River Valley, Inc.	(80,000,000)	0	0	0	(569,049,901)	(3,814,721)		0	(652,864,622)	0
	47-0854646	UnitedHealthcare Service LLC	0	0	0	0	1,681,735	0		0	1,681,735	0
	01-0518346	UnitedHealthcare Specialty Benefits, LLC	0	0	0	0	92,857	0		0	92,857	0
	41-1922511	UnitedHealthcare, Inc.	1,665,500,000	(3,000,000)	0	0	0	0		0	1,662,500,000	0
	27-0815205	Unity Health Network, LLC	0	0	0	0	5,107,866	0		0	5,107,866	0
	20-8912707	University of TN Medical Center Home Care Services, LLC	0	0	0	0	1,729,733	0		0	1,729,733	0
	33-0812827	Upland Outpatient Surgical Center, L.P.	0	0	0	0	139,484	0		0	139,484	0
	26-3887598	USHEALTH Advisors, LLC	0	0	0	0	393,014,250	0		0	393,014,250	0
	73-1165000	USHEALTH Group, Inc.	160,000,000	0	0	0	0	0		0	160,000,000	0
	27-2803133	USMD Diagnostic Services, LLC	0	0	0	0	138,951	0		0	138,951	0
	73-1662763	USMD Hospital at Arlington, L.P.	0	0	0	0	2,223,165	0		0	2,223,165	0
	61-1761960	Valparaiso Home Care Services, LLC	0	0	0	0	98,302	0		0	98,302	0
	85-0780051	Vascular Labs of the Rockies ASC, LLC	0	0	0	0	24,020	0		0	24,020	0
	26-3404003	Victoria Texas Home Care Services, LLC	0	0	0	0	301,957	0		0	301,957	0
	06-1762015	Virginia HomeCare, LLC	0	0	0	0	302,549	0		0	302,549	0
	81-4811317	Virginia In-Home Partner-I, LLC	0	0	0	0	580,426	0		0	580,426	0
	81-4888094	Virginia In-Home Partner-III, LLC	0	0	0	0	366,420	0		0	366,420	0
	81-4737123	Virginia In-Home Partner-V, LLC	0	0	0	0	86,581	0		0	86,581	0
	81-4737281	Virginia In-Home Partner-VI, LLC	0	0	0	0	158,866	0		0	158,866	0
	81-5294131	Virginia In-Home Partner-VIII, LLC	0	0	0	0	124,345	0		0	124,345	0
	83-2040583	Virginia In-Home Partner-XI, LLC	0	0	0	0	197,591	0		0	197,591	0
	36-4499777	Walnut Hill Surgery Center, LLC	0	0	0	0	173,941	0		0	173,941	0
	58-1811796	Ware Visiting Nurses Service, Inc.	0	0	0	0	296,631	0		0	296,631	0
	86-0462952	Warner Family Practice, P.C.	0	0	0	0	371,335	0		0	371,335	0
	26-4568497	Washington HomeCare and Hospice of Central Basin, LLC	0	0	0	0	22,969	0		0	22,969	0
	20-4885028	Waukegan Hospice, LLC	0	0	0	0	315,958	0		0	315,958	0
	36-3469839	Wauwatosa Surgery Center, LLC	0	0	0	0	1,097,813	0		0	1,097,813	0
	74-2574229	WellMed Medical Group, P.A.	0	0	0	0	3,770,240	0		0	3,770,240	0
	74-2797745	WellMed Medical Management of Florida, Inc.	0	0	0	0	1,030,871	0		0	1,030,871	0
	35-2314192	WellMed Network of Florida, Inc.	0	0	0	0	2,436,023,565	0		0	2,436,023,565	0
	74-2889447	WellMed Networks, Inc.	0	0	0	0	12,943,426,379	0		0	12,943,426,379	0
	26-1266308	West Grove Home Care, LLC	0	0	0	0	67,935	0		0	67,935	0
	26-3043290	West Virginia HomeCare, LLC	0	0	0	0	285,907	0		0	285,907	0

ANNUAL STATEMENT FOR THE YEAR 2023 OF THE UnitedHealthcare Plan of the River Valley, Inc.

SCHEDULE Y

PART 2 - SUMMARY OF INSURER'S TRANSACTIONS WITH ANY AFFILIATES

1	2	3	4	5	6	7	8	9	10	11	12	13
NAIC Company Code	ID Number	Names of Insurers and Parent, Subsidiaries or Affiliates	Shareholder Dividends	Capital Contributions	Purchases, Sales or Exchanges of Loans, Securities, Real Estate, Mortgage Loans or Other Investments	Income/ (Disbursements) Incurred in Connection with Guarantees or Undertakings for the Benefit of any Affiliate(s)	Management Agreements and Service Contracts	Income/ (Disbursements) Incurred Under Reinsurance Agreements	*	Any Other Material Activity Not in the Ordinary Course of the Insurer's Business	Totals	Reinsurance Recoverable/ (Payable) on Losses and/or Reserve Credit Taken/(Liability)
	06-1521999	Western Connecticut Orthopedic Surgical Center, LLC	0	0	0	0	1,852,465	0		0	1,852,465	0
	16-1365147	Western Region Health Corporation	0	0	0	0	1,014,180	0		0	1,014,180	0
	47-4468184	Westgreen Surgical Center, LLC	0	0	0	0	218,245	0		0	218,245	0
	37-1763155	WestHealth Surgery Center, LLC	0	0	0	0	627,484	0		0	627,484	0
	26-0274385	Wetzel County HomeCare, LLC	0	0	0	0	103,960	0		0	103,960	0
	26-3594822	Wilkes-Barre Home Care Services, LLC	0	0	0	0	33,559	0		0	33,559	0
	88-1643733	Willow Park Endoscopy Center, LLC	0	0	0	0	28,151	0		0	28,151	0
	27-4816583	Wilson Creek Surgical Center, LLC	0	0	0	0	478,408	0		0	478,408	0
	85-3366699	Woodbury Surgery Center, LLC	0	0	0	0	192,937	0		0	192,937	0
	26-3375945	Woodward Home Care Services, LLC	0	0	0	0	38,347	0		0	38,347	0
	52-2102846	XLHealth Corporation	113,000,000	0	0	0	0	0		0	113,000,000	0
	46-3537245	XLHome Michigan, P.C.	0	0	0	0	23,879,368	0		0	23,879,368	0
	45-5530241	XLHome Northeast, P.C.	0	0	0	0	96,334,300	0		0	96,334,300	0
	46-2931689	XLHome Oklahoma, Inc.	0	0	0	0	41,112,218	0		0	41,112,218	0
	27-3543997	XLHome, P.C.	0	0	0	0	707,403,342	0		0	707,403,342	0
	30-0708462	York Home Care Services, LLC	0	0	0	0	32,180	0		0	32,180	0
	46-0857425	Yorkville Endoscopy, LLC	0	0	0	0	4,167,299	0		0	4,167,299	0
	27-5284765	Youngstown Home Care Services, LLC	0	0	0	0	173,230	0		0	173,230	0
9999999	Control Totals		0	0	0	0	0	0	XXX	0	0	0

ANNUAL STATEMENT FOR THE YEAR 2023 OF THE UnitedHealthcare Plan of the River Valley, Inc.

SCHEDULE Y

PART 3 - ULTIMATE CONTROLLING PARTY AND LISTING OF OTHER U.S. INSURANCE GROUPS OR ENTITIES UNDER THAT ULTIMATE CONTROLLING PARTY'S CONTROL

1 Insurers in Holding Company	2 Owners with Greater Than 10% Ownership	3 Ownership Percentage Column 2 of Column 1	4 Granted Disclaimer of Control Affiliation of Column 2 Over Column 1 (Yes/No)	5 Ultimate Controlling Party	6 U.S. Insurance Groups or Entities Controlled by Column 5	7 Ownership Percentage (Column 5 of Column 6)	8 Granted Disclaimer of Control Affiliation of Column 5 Over Column 6 (Yes/No)
All Savers Insurance Company	Golden Rule Financial Corporation	100.000	NO	UnitedHealth Group Incorporated	ACN Group of California, Inc.	100.000	NO
All Savers Life Insurance Company of California	Golden Rule Financial Corporation	100.000	NO	UnitedHealth Group Incorporated	Arizona Physicians IPA, Inc.	100.000	NO
AmeriChoice of New Jersey, Inc.	AmeriChoice Corporation	100.000	NO	UnitedHealth Group Incorporated	Dental Benefit Providers of California, Inc.	100.000	NO
Care Improvement Plus of Texas Insurance Company	XLHealth Corporation	100.000	NO	UnitedHealth Group Incorporated	Healthplex Dental Services, Inc.	100.000	NO
Care Improvement Plus South Central Insurance Company	XLHealth Corporation	100.000	NO	UnitedHealth Group Incorporated	Solstice Healthplans, Inc.	100.000	NO
Care Improvement Plus Wisconsin Insurance Company	XLHealth Corporation	100.000	NO	UnitedHealth Group Incorporated	U.S. Behavioral Health Plan, California	100.000	NO
Centurion Casualty Company	Specialty Benefits, LLC	100.000	NO	UnitedHealth Group Incorporated	UHC of California	100.000	NO
Enterprise Life Insurance Company	Freedom Life Insurance Company of America	100.000	NO	UnitedHealth Group Incorporated	UnitedHealthcare Benefits Plan of California	100.000	NO
Freedom Life Insurance Company of America	USHEALTH Group, Inc.	100.000	NO	UnitedHealth Group Incorporated	UnitedHealthcare Community Plan of California, Inc.	100.000	NO
Golden Rule Insurance Company	Golden Rule Financial Corporation	100.000	NO	UnitedHealth Group Incorporated	UnitedHealthcare Integrated Services, Inc.	100.000	NO
Harken Health Insurance Company	UnitedHealthcare, Inc.	100.000	NO	UnitedHealth Group Incorporated		0.000	
Health Plan of Nevada, Inc.	Sierra Health Services, Inc.	100.000	NO	UnitedHealth Group Incorporated		0.000	
Healthplex Insurance Company	Healthplex, Inc.	100.000	NO	UnitedHealth Group Incorporated		0.000	
Healthplex of NJ, Inc.	Healthplex, Inc.	100.000	NO	UnitedHealth Group Incorporated		0.000	
International Healthcare Services, Inc.	Healthplex, Inc.	100.000	NO	UnitedHealth Group Incorporated		0.000	
KelseyCare Administrators LLC	KS Management Services, L.L.C.	100.000	NO	UnitedHealth Group Incorporated		0.000	
KS Plan Administrators, LLC	KS Management Services, L.L.C.	100.000	NO	UnitedHealth Group Incorporated		0.000	
MAMSI Life and Health Insurance Company	United HealthCare Services, Inc.	100.000	NO	UnitedHealth Group Incorporated		0.000	
Managed Care of North America, Inc.	MCNA Health Care Holdings, LLC	100.000	NO	UnitedHealth Group Incorporated		0.000	
MCNA Insurance Company	MCNA Health Care Holdings, LLC	100.000	NO	UnitedHealth Group Incorporated		0.000	
MD-Individual Practice Association, Inc.	United HealthCare Services, Inc.	100.000	NO	UnitedHealth Group Incorporated		0.000	
Mid-West National Life Insurance Company of Tennessee	HealthMarkets, LLC	100.000	NO	UnitedHealth Group Incorporated		0.000	
National Foundation Life Insurance Company	Enterprise Life Insurance Company	100.000	NO	UnitedHealth Group Incorporated		0.000	
National Pacific Dental, Inc.	Dental Benefit Providers, Inc.	100.000	NO	UnitedHealth Group Incorporated		0.000	
Neighborhood Health Partnership, Inc.	UnitedHealthcare, Inc.	100.000	NO	UnitedHealth Group Incorporated		0.000	
Nevada Pacific Dental	Dental Benefit Providers, Inc.	100.000	NO	UnitedHealth Group Incorporated		0.000	
Optimum Choice, Inc.	United HealthCare Services, Inc.	100.000	NO	UnitedHealth Group Incorporated		0.000	
Optum Insurance of Ohio, Inc.	OptumRx PBM of Maryland, LLC	100.000	NO	UnitedHealth Group Incorporated		0.000	
Optum Networks of New Jersey, Inc.	OrthoNet Holdings, Inc.	100.000	NO	UnitedHealth Group Incorporated		0.000	
Oxford Health Insurance, Inc.	UnitedHealthcare Insurance Company	100.000	NO	UnitedHealth Group Incorporated		0.000	
Oxford Health Plans (CT), Inc.	Oxford Health Plans LLC	100.000	NO	UnitedHealth Group Incorporated		0.000	
Oxford Health Plans (NJ), Inc.	Oxford Health Plans LLC	100.000	NO	UnitedHealth Group Incorporated		0.000	
Oxford Health Plans (NY), Inc.	Oxford Health Plans LLC	100.000	NO	UnitedHealth Group Incorporated		0.000	
PacifiCare Life and Health Insurance Company	United HealthCare Services, Inc.	100.000	NO	UnitedHealth Group Incorporated		0.000	
PacifiCare Life Assurance Company	United HealthCare Services, Inc.	100.000	NO	UnitedHealth Group Incorporated		0.000	
PacifiCare of Arizona, Inc.	United HealthCare Services, Inc.	100.000	NO	UnitedHealth Group Incorporated		0.000	
PacifiCare of Colorado, Inc.	United HealthCare Services, Inc.	100.000	NO	UnitedHealth Group Incorporated		0.000	
Peoples Health, Inc.	New Orleans Regional Physician Hospital Organization, L.L.C.	100.000	NO	UnitedHealth Group Incorporated		0.000	
Physicians Health Choice of Texas, LLC	United HealthCare Services, Inc.	100.000	NO	UnitedHealth Group Incorporated		0.000	
Preferred Care Network of Florida, Inc.	United HealthCare Services, Inc.	100.000	NO	UnitedHealth Group Incorporated		0.000	
Preferred Care Network, Inc.	United HealthCare Services, Inc.	100.000	NO	UnitedHealth Group Incorporated		0.000	

ANNUAL STATEMENT FOR THE YEAR 2023 OF THE UnitedHealthcare Plan of the River Valley, Inc.

SCHEDULE Y

PART 3 - ULTIMATE CONTROLLING PARTY AND LISTING OF OTHER U.S. INSURANCE GROUPS OR ENTITIES UNDER THAT ULTIMATE CONTROLLING PARTY'S CONTROL

1 Insurers in Holding Company	2 Owners with Greater Than 10% Ownership	3 Ownership Percentage Column 2 of Column 1	4 Granted Disclaimer of Control Affiliation of Column 2 Over Column 1 (Yes/No)	5 Ultimate Controlling Party	6 U.S. Insurance Groups or Entities Controlled by Column 5	7 Ownership Percentage (Column 5 of Column 6)	8 Granted Disclaimer of Control Affiliation of Column 5 Over Column 6 (Yes/No)
Preferred Care Partners, Inc.	Preferred Care Partners Holding, Corp.	100.000	NO	UnitedHealth Group Incorporated		0.000	
PreferredOne Insurance Company	PreferredOne Administrative Services, Inc.	100.000	NO	UnitedHealth Group Incorporated		0.000	
Rocky Mountain Health Maintenance Organization, Incorporated	United HealthCare Services, Inc.	100.000	NO	UnitedHealth Group Incorporated		0.000	
Sierra Health and Life Insurance Company, Inc.	Sierra Health Services, Inc.	100.000	NO	UnitedHealth Group Incorporated		0.000	
Solstice Benefits, Inc.	Specialty Benefits, LLC	100.000	NO	UnitedHealth Group Incorporated		0.000	
Solstice Health Insurance Company	Specialty Benefits, LLC	100.000	NO	UnitedHealth Group Incorporated		0.000	
Solstice Healthplans of Arizona, Inc.	Solstice Administration Services, Inc.	100.000	NO	UnitedHealth Group Incorporated		0.000	
Solstice Healthplans of Colorado, Inc.	Solstice Administration Services, Inc.	100.000	NO	UnitedHealth Group Incorporated		0.000	
Solstice Healthplans of Ohio, Inc.	Solstice Administration Services, Inc.	100.000	NO	UnitedHealth Group Incorporated		0.000	
Solstice Healthplans of Texas, Inc.	Solstice Administration Services, Inc.	100.000	NO	UnitedHealth Group Incorporated		0.000	
Solstice of Illinois, Inc.	Solstice Administration Services, Inc.	100.000	NO	UnitedHealth Group Incorporated		0.000	
The Chesapeake Life Insurance Company	HealthMarkets Group, Inc.	100.000	NO	UnitedHealth Group Incorporated		0.000	
Unimerica Insurance Company	OptumHealth Holdings, LLC	100.000	NO	UnitedHealth Group Incorporated		0.000	
Unimerica Life Insurance Company of New York	UnitedHealthcare Insurance Company	100.000	NO	UnitedHealth Group Incorporated		0.000	
UnitedHealthcare Benefits of Texas, Inc.	United HealthCare Services, Inc.	100.000	NO	UnitedHealth Group Incorporated		0.000	
UnitedHealthcare Community Plan of Georgia, Inc.	AmeriChoice Corporation	100.000	NO	UnitedHealth Group Incorporated		0.000	
UnitedHealthcare Community Plan of Ohio, Inc.	Three Rivers Holdings, Inc.	100.000	NO	UnitedHealth Group Incorporated		0.000	
UnitedHealthcare Community Plan of Texas, L.L.C.	Ovations, Inc.	100.000	NO	UnitedHealth Group Incorporated		0.000	
UnitedHealthcare Community Plan, Inc.	AmeriChoice Corporation	100.000	NO	UnitedHealth Group Incorporated		0.000	
UnitedHealthcare Freedom Insurance Company	UnitedHealthcare Freedom Plans, Inc.	100.000	NO	UnitedHealth Group Incorporated		0.000	
UnitedHealthcare Insurance Company	UHC Holdings, Inc.	100.000	NO	UnitedHealth Group Incorporated		0.000	
UnitedHealthcare Insurance Company of America	United HealthCare Services, Inc.	100.000	NO	UnitedHealth Group Incorporated		0.000	
UnitedHealthcare Insurance Company of Illinois	UnitedHealthcare Insurance Company	100.000	NO	UnitedHealth Group Incorporated		0.000	
UnitedHealthcare Insurance Company of New York	UnitedHealthcare Insurance Company	100.000	NO	UnitedHealth Group Incorporated		0.000	
UnitedHealthcare Insurance Company of the River Valley	UnitedHealthcare, Inc.	100.000	NO	UnitedHealth Group Incorporated		0.000	
UnitedHealthcare Life Insurance Company	Golden Rule Financial Corporation	100.000	NO	UnitedHealth Group Incorporated		0.000	
UnitedHealthcare of Alabama, Inc.	UnitedHealthcare, Inc.	100.000	NO	UnitedHealth Group Incorporated		0.000	
UnitedHealthcare of Arizona, Inc.	UnitedHealthcare, Inc.	100.000	NO	UnitedHealth Group Incorporated		0.000	
UnitedHealthcare of Arkansas, Inc.	UnitedHealthcare, Inc.	100.000	NO	UnitedHealth Group Incorporated		0.000	
UnitedHealthcare of Colorado, Inc.	UnitedHealthcare, Inc.	100.000	NO	UnitedHealth Group Incorporated		0.000	
UnitedHealthcare of Florida, Inc.	UnitedHealthcare, Inc.	100.000	NO	UnitedHealth Group Incorporated		0.000	
UnitedHealthcare of Georgia, Inc.	UnitedHealthcare, Inc.	100.000	NO	UnitedHealth Group Incorporated		0.000	
UnitedHealthcare of Illinois, Inc.	UnitedHealthcare, Inc.	100.000	NO	UnitedHealth Group Incorporated		0.000	
UnitedHealthcare of Kentucky, Ltd.	United HealthCare Services, Inc.	94.172	NO	UnitedHealth Group Incorporated		0.000	
UnitedHealthcare of Louisiana, Inc.	UnitedHealthcare, Inc.	100.000	NO	UnitedHealth Group Incorporated		0.000	
UnitedHealthcare of Mississippi, Inc.	UnitedHealthcare, Inc.	100.000	NO	UnitedHealth Group Incorporated		0.000	
UnitedHealthcare of New England, Inc.	United HealthCare Services, Inc.	100.000	NO	UnitedHealth Group Incorporated		0.000	
UnitedHealthcare of New Mexico, Inc.	UnitedHealthcare Insurance Company	100.000	NO	UnitedHealth Group Incorporated		0.000	
UnitedHealthcare of New York, Inc.	AmeriChoice Corporation	100.000	NO	UnitedHealth Group Incorporated		0.000	
UnitedHealthcare of North Carolina, Inc.	UnitedHealthcare, Inc.	100.000	NO	UnitedHealth Group Incorporated		0.000	
UnitedHealthcare of Ohio, Inc.	United HealthCare Services, Inc.	100.000	NO	UnitedHealth Group Incorporated		0.000	
UnitedHealthcare of Oklahoma, Inc.	United HealthCare Services, Inc.	100.000	NO	UnitedHealth Group Incorporated		0.000	
UnitedHealthcare of Oregon, Inc.	United HealthCare Services, Inc.	100.000	NO	UnitedHealth Group Incorporated		0.000	

43.1

ANNUAL STATEMENT FOR THE YEAR 2023 OF THE UnitedHealthcare Plan of the River Valley, Inc.

SCHEDULE Y

PART 3 - ULTIMATE CONTROLLING PARTY AND LISTING OF OTHER U.S. INSURANCE GROUPS OR ENTITIES UNDER THAT ULTIMATE CONTROLLING PARTY'S CONTROL

1 Insurers in Holding Company	2 Owners with Greater Than 10% Ownership	3 Ownership Percentage Column 2 of Column 1	4 Granted Disclaimer of Control/ Affiliation of Column 2 Over Column 1 (Yes/No)	5 Ultimate Controlling Party	6 U.S. Insurance Groups or Entities Controlled by Column 5	7 Ownership Percentage (Column 5 of Column 6)	8 Granted Disclaimer of Control/ Affiliation of Column 5 Over Column 6 (Yes/No)
UnitedHealthcare of Pennsylvania, Inc.	Three Rivers Holdings, Inc.	100.000	NO	UnitedHealth Group Incorporated		0.000	
UnitedHealthcare of South Carolina, Inc.	UnitedHealthcare, Inc.	100.000	NO	UnitedHealth Group Incorporated		0.000	
UnitedHealthcare of Texas, Inc.	UnitedHealthcare, Inc.	100.000	NO	UnitedHealth Group Incorporated		0.000	
UnitedHealthcare of the Mid-Atlantic, Inc.	UnitedHealthcare, Inc.	100.000	NO	UnitedHealth Group Incorporated		0.000	
UnitedHealthcare of the Midlands, Inc.	UnitedHealthcare, Inc.	100.000	NO	UnitedHealth Group Incorporated		0.000	
UnitedHealthcare of the Midwest, Inc.	UnitedHealthcare, Inc.	100.000	NO	UnitedHealth Group Incorporated		0.000	
UnitedHealthcare of the Rockies, Inc.	United HealthCare Services, Inc.	100.000	NO	UnitedHealth Group Incorporated		0.000	
UnitedHealthcare of Utah, Inc.	UnitedHealthcare, Inc.	100.000	NO	UnitedHealth Group Incorporated		0.000	
UnitedHealthcare of Washington, Inc.	United HealthCare Services, Inc.	100.000	NO	UnitedHealth Group Incorporated		0.000	
UnitedHealthcare of Wisconsin, Inc.	UnitedHealthcare, Inc.	100.000	NO	UnitedHealth Group Incorporated		0.000	
UnitedHealthcare Plan of the River Valley, Inc.	UnitedHealthcare, Inc.	100.000	NO	UnitedHealth Group Incorporated		0.000	

SUPPLEMENTAL EXHIBITS AND SCHEDULES INTERROGATORIES

REQUIRED FILINGS

The following supplemental reports are required to be filed as part of your statement filing unless specifically waived by the domiciliary state. However, in the event that your domiciliary state waives the filing requirement, your response of WAIVED to the specific interrogatory will be accepted in lieu of filing a "NONE" report and a bar code will be printed below. If the supplement is required of your company but is not being filed for whatever reason enter SEE EXPLANATION and provide an explanation following the interrogatory questions.









	Responses
MARCH FILING	
1. Will the Supplemental Compensation Exhibit be filed with the state of domicile by March 1?	YES
2. Will an actuarial opinion be filed by March 1?	YES
3. Will the confidential Risk-based Capital Report be filed with the NAIC by March 1?.....	YES
4. Will the confidential Risk-based Capital Report be filed with the state of domicile, if required, by March 1?	YES
APRIL FILING	
5. Will Management's Discussion and Analysis be filed by April 1?	YES
6. Will the Supplemental Investment Risks Interrogatories be filed by April 1?	YES
7. Will the Accident and Health Policy Experience Exhibit be filed by April 1?	YES
JUNE FILING	
8. Will an audited financial report be filed by June 1?	YES
9. Will Accountant's Letter of Qualifications be filed with the state of domicile and electronically with the NAIC by June 1?	YES

SUPPLEMENTAL FILINGS

The following supplemental reports are required to be filed as part of your annual statement filing **if your company is engaged in the type of business covered by the supplement. However, in the event that your company does not transact the type of business for which the special report must be filed, your response of NO to the specific interrogatory will be accepted in lieu of filing a "NONE" report and a bar code will be printed below.** If the supplement is required of your company but is not being filed for whatever reason enter SEE EXPLANATION and provide an explanation following the interrogatory questions.

MARCH FILING	
10. Will the Medicare Supplement Insurance Experience Exhibit be filed with the state of domicile and the NAIC by March 1?	NO
11. Will the Supplemental Life data due March 1 be filed with the state of domicile and the NAIC?	NO
12. Will Schedule SIS (Stockholder Information Supplement) be filed with the state of domicile by March 1?.....	NO
13. Will the actuarial opinion on participating and non-participating policies as required in Interrogatories 1 and 2 on Exhibit 5 to Life Supplement be filed with the state of domicile and electronically with the NAIC by March 1?.....	NO
14. Will the actuarial opinion on non-guaranteed elements as required in Interrogatory 3 to Exhibit 5 to Life Supplement be filed with the state of domicile and electronically with the NAIC by March 1?.....	NO
15. Will the Medicare Part D Coverage Supplement be filed with the state of domicile and the NAIC by March 1?.....	NO
16. Will an approval from the reporting entity's state of domicile for relief related to the five-year rotation requirement for lead audit partner be filed electronically with the NAIC by March 1?	NO
17. Will an approval from the reporting entity's state of domicile for relief related to the one-year cooling off period for independent CPA be filed electronically with the NAIC by March 1?	NO
18. Will an approval from the reporting entity's state of domicile for relief related to the Requirements for Audit Committees be filed electronically with the NAIC by March 1?	NO
19. Will the Market Conduct Annual Statement (MCAS) Premium Exhibit for Year be filed with the applicable jurisdictions and with the NAIC by March 1?.....	YES
APRIL FILING	
20. Will the Long-Term Care Experience Reporting Forms be filed with the state of domicile and the NAIC by April 1?	NO
21. Will the Supplemental Life data due April 1 be filed with the state of domicile and the NAIC?	NO
22. Will the Supplemental Health Care Exhibit (Parts 1 and 2) be filed with the state of domicile and the NAIC by April 1?	YES
23. Will the Life, Health & Annuity Guaranty Association Assessable Premium Exhibit - Parts 1 and 2 be filed with the state of domicile and the NAIC by April 1?	YES
AUGUST FILING	
24. Will Management's Report of Internal Control Over Financial Reporting be filed with the state of domicile by August 1?	YES
Explanations:	
10.	
11.	
12.	
13.	
14.	
15.	
16.	
17.	
18.	
20.	
21.	

Bar Codes:

10. Medicare Supplement Insurance Experience Exhibit [Document Identifier 360]	
11. Life Supplement [Document Identifier 205]	
12. SIS Stockholder Information Supplement [Document Identifier 420]	
13. Participating Opinion for Exhibit 5 [Document Identifier 371]	
14. Non-Guaranteed Opinion for Exhibit 5 [Document Identifier 370]	
15. Medicare Part D Coverage Supplement [Document Identifier 365]	
16. Relief from the five-year rotation requirement for lead audit partner [Document Identifier 224]	
17. Relief from the one-year cooling off period for independent CPA [Document Identifier 225]	

SUPPLEMENTAL EXHIBITS AND SCHEDULES INTERROGATORIES

18. Relief from the Requirements for Audit Committees [Document Identifier 226]



20. Long-Term Care Experience Reporting Forms [Document Identifier 306]



21. Life Supplement [Document Identifier 211]



OVERFLOW PAGE FOR WRITE-INS

Additional Write-ins for Underwriting and Investment Exhibit Part 3 Line 25

	Claim Adjustment Expenses		3 General Administrative Expenses	4 Investment Expenses	5 Total
	1 Cost Containment Expenses	2 Other Claim Adjustment Expenses			
2504. Miscellaneous Losses	319	85	7,777	0	8,181
2505. Professional Fees/Consulting	1,751,040	466,419	2,743,576	0	4,961,035
2506. Sundry General Expenses	14,378,550	3,183,209	19,133,663	0	36,695,422
2597. Summary of remaining write-ins for Line 25 from overflow page	16,129,909	3,649,713	21,885,016	0	41,664,638

SUMMARY INVESTMENT SCHEDULE

Investment Categories	Gross Investment Holdings		Admitted Assets as Reported in the Annual Statement			
	1 Amount	2 Percentage of Column 1 Line 13	3 Amount	4 Securities Lending Reinvested Collateral Amount	5 Total (Col. 3 + 4) Amount	6 Percentage of Column 5 Line 13
1. Long-Term Bonds (Schedule D, Part 1):						
1.01 U.S. governments	96,759,724	10.828	96,759,724	0	96,759,724	10.828
1.02 All other governments	0	0.000	0	0	0	0.000
1.03 U.S. states, territories and possessions, etc. guaranteed	34,562,366	3.868	34,562,366	0	34,562,366	3.868
1.04 U.S. political subdivisions of states, territories, and possessions, guaranteed	34,510,872	3.862	34,510,872	0	34,510,872	3.862
1.05 U.S. special revenue and special assessment obligations, etc. non-guaranteed	188,813,063	21.130	188,813,063	0	188,813,063	21.130
1.06 Industrial and miscellaneous	305,743,649	34.216	305,743,649	0	305,743,649	34.216
1.07 Hybrid securities	0	0.000	0	0	0	0.000
1.08 Parent, subsidiaries and affiliates	0	0.000	0	0	0	0.000
1.09 SVO identified funds	0	0.000	0	0	0	0.000
1.10 Unaffiliated bank loans	0	0.000	0	0	0	0.000
1.11 Unaffiliated certificates of deposit	0	0.000	0	0	0	0.000
1.12 Total long-term bonds	660,389,674	73.905	660,389,674	0	660,389,674	73.905
2. Preferred stocks (Schedule D, Part 2, Section 1):						
2.01 Industrial and miscellaneous (Unaffiliated)	0	0.000	0	0	0	0.000
2.02 Parent, subsidiaries and affiliates	0	0.000	0	0	0	0.000
2.03 Total preferred stocks	0	0.000	0	0	0	0.000
3. Common stocks (Schedule D, Part 2, Section 2):						
3.01 Industrial and miscellaneous Publicly traded (Unaffiliated)	0	0.000	0	0	0	0.000
3.02 Industrial and miscellaneous Other (Unaffiliated)	0	0.000	0	0	0	0.000
3.03 Parent, subsidiaries and affiliates Publicly traded	0	0.000	0	0	0	0.000
3.04 Parent, subsidiaries and affiliates Other	0	0.000	0	0	0	0.000
3.05 Mutual funds	0	0.000	0	0	0	0.000
3.06 Unit investment trusts	0	0.000	0	0	0	0.000
3.07 Closed-end funds	0	0.000	0	0	0	0.000
3.08 Exchange traded funds	0	0.000	0	0	0	0.000
3.09 Total common stocks	0	0.000	0	0	0	0.000
4. Mortgage loans (Schedule B):						
4.01 Farm mortgages	0	0.000	0	0	0	0.000
4.02 Residential mortgages	0	0.000	0	0	0	0.000
4.03 Commercial mortgages	0	0.000	0	0	0	0.000
4.04 Mezzanine real estate loans	0	0.000	0	0	0	0.000
4.05 Total valuation allowance	0	0.000	0	0	0	0.000
4.06 Total mortgage loans	0	0.000	0	0	0	0.000
5. Real estate (Schedule A):						
5.01 Properties occupied by company	0	0.000	0	0	0	0.000
5.02 Properties held for production of income	0	0.000	0	0	0	0.000
5.03 Properties held for sale	0	0.000	0	0	0	0.000
5.04 Total real estate	0	0.000	0	0	0	0.000
6. Cash, cash equivalents and short-term investments:						
6.01 Cash (Schedule E, Part 1)	996,625	0.112	996,625	0	996,625	0.112
6.02 Cash equivalents (Schedule E, Part 2)	169,381,950	18.956	169,381,950	0	169,381,950	18.956
6.03 Short-term investments (Schedule DA)	61,300,518	6.860	61,300,518	0	61,300,518	6.860
6.04 Total cash, cash equivalents and short-term investments	231,679,093	25.927	231,679,093	0	231,679,093	25.927
7. Contract loans	0	0.000	0	0	0	0.000
8. Derivatives (Schedule DB)	0	0.000	0	0	0	0.000
9. Other invested assets (Schedule BA)	1,498,795	0.168	1,498,795	0	1,498,795	0.168
10. Receivables for securities	0	0.000	0	0	0	0.000
11. Securities Lending (Schedule DL, Part 1).....	0	0.000	0	XXX	XXX	XXX
12. Other invested assets (Page 2, Line 11)	0	0.000	0	0	0	0.000
13. Total invested assets	893,567,562	100.000	893,567,562	0	893,567,562	100.000

SCHEDULE A - VERIFICATION BETWEEN YEARS

Real Estate

1. Book/adjusted carrying value, December 31 of prior year
2. Cost of acquired:
 - 2.1 Actual cost at time of acquisition (Part 2, Column 6)
 - 2.2 Additional investment made after acquisition (Part 2, Column 9)
3. Current year change in encumbrances:
 - 3.1 Totals, Part 1, Column 13
 - 3.2 Totals, Part 3, Column 11
4. Total gain (loss) on disposals, Part 3, Column 18
5. Deduct amounts received on disposals, Part 3, Column 15
6. Total foreign exchange change in book/adjusted carrying value:
 - 6.1 Totals, Part 1, Column 15
 - 6.2 Totals, Part 3, Column 13
7. Deduct current year's other than temporary impairment recognized:
 - 7.1 Totals, Part 1, Column 12
 - 7.2 Totals, Part 3, Column 10
8. Deduct current year's depreciation:
 - 8.1 Totals, Part 1, Column 11
 - 8.2 Totals, Part 3, Column 9
9. Book/adjusted carrying value at the end of current period (Lines 1+2+3+4-5+6-7-8)
10. Deduct total nonadmitted amounts
11. Statement value at end of current period (Line 9 minus Line 10)

NONE

SCHEDULE B - VERIFICATION BETWEEN YEARS

Mortgage Loans

1. Book value/recorded investment excluding accrued interest, December 31 of prior year
2. Cost of acquired:
 - 2.1 Actual cost at time of acquisition (Part 2, Column 7)
 - 2.2 Additional investment made after acquisition (Part 2, Column 8)
3. Capitalized deferred interest and other:
 - 3.1 Totals, Part 1, Column 12
 - 3.2 Totals, Part 3, Column 11
4. Accrual of discount
5. Unrealized valuation increase/(decrease):
 - 5.1 Totals, Part 1, Column 9
 - 5.2 Totals, Part 3, Column 8
6. Total gain (loss) on disposals, Part 3, Column 18
7. Deduct amounts received on disposals, Part 3, Column 15
8. Deduct amortization of premium and mortgage interest points and commitment fees
9. Total foreign exchange change in book value/recorded investment excluding accrued interest:
 - 9.1 Totals, Part 1, Column 13
 - 9.2 Totals, Part 3, Column 13
10. Deduct current year's other than temporary impairment recognized:
 - 10.1 Totals, Part 1, Column 11
 - 10.2 Totals, Part 3, Column 10
11. Book value/recorded investment excluding accrued interest at end of current period (Lines 1+2+3+4+5+6-7-8+9-10)
12. Total valuation allowance
13. Subtotal (Line 11 plus 12)
14. Deduct total nonadmitted amounts
15. Statement value of mortgages owned at end of current period (Line 13 minus Line 14)

NONE

ANNUAL STATEMENT FOR THE YEAR 2023 OF THE UnitedHealthcare Plan of the River Valley, Inc.

SCHEDULE BA - VERIFICATION BETWEEN YEARS

Other Long-Term Invested Assets

1.	Book/adjusted carrying value, December 31 of prior year	3,996,186
2.	Cost of acquired:	
	2.1 Actual cost at time of acquisition (Part 2, Column 8)	0
	2.2 Additional investment made after acquisition (Part 2, Column 9)	0
3.	Capitalized deferred interest and other:	
	3.1 Totals, Part 1, Column 16	0
	3.2 Totals, Part 3, Column 12	0
4.	Accrual of discount	0
5.	Unrealized valuation increase/(decrease):	
	5.1 Totals, Part 1, Column 13	0
	5.2 Totals, Part 3, Column 9	0
6.	Total gain (loss) on disposals, Part 3, Column 19	0
7.	Deduct amounts received on disposals, Part 3, Column 16	8,620
8.	Deduct amortization of premium and depreciation	2,488,771
9.	Total foreign exchange change in book/adjusted carrying value:	
	9.1 Totals, Part 1, Column 17	0
	9.2 Totals, Part 3, Column 14	0
10.	Deduct current year's other than temporary impairment recognized:	
	10.1 Totals, Part 1, Column 15	0
	10.2 Totals, Part 3, Column 11	0
11.	Book/adjusted carrying value at end of current period (Lines 1+2+3+4+5+6-7-8+9-10)	1,498,795
12.	Deduct total nonadmitted amounts	0
13.	Statement value at end of current period (Line 11 minus Line 12)	1,498,795

SCHEDULE D - VERIFICATION BETWEEN YEARS

Bonds and Stocks

1.	Book/adjusted carrying value, December 31 of prior year	768,456,306
2.	Cost of bonds and stocks acquired, Part 3, Column 7	111,964,606
3.	Accrual of discount	1,475,168
4.	Unrealized valuation increase/(decrease):	
	4.1. Part 1, Column 12	0
	4.2. Part 2, Section 1, Column 15	0
	4.3. Part 2, Section 2, Column 13	0
	4.4. Part 4, Column 11	0
5.	Total gain (loss) on disposals, Part 4, Column 19	1,057,908
6.	Deduction consideration for bonds and stocks disposed of, Part 4, Column 7	216,086,475
7.	Deduct amortization of premium	6,314,950
8.	Total foreign exchange change in book/adjusted carrying value:	
	8.1. Part 1, Column 15	0
	8.2. Part 2, Section 1, Column 19	0
	8.3. Part 2, Section 2, Column 16	0
	8.4. Part 4, Column 15	0
9.	Deduct current year's other than temporary impairment recognized:	
	9.1. Part 1, Column 14	162,890
	9.2. Part 2, Section 1, Column 17	0
	9.3. Part 2, Section 2, Column 14	0
	9.4. Part 4, Column 13	0
10.	Total investment income recognized as a result of prepayment penalties and/or acceleration fees, Note 5Q, Line 2	0
11.	Book/adjusted carrying value at end of current period (Lines 1+2+3+4+5-6-7+8-9+10)	660,389,673
12.	Deduct total nonadmitted amounts	0
13.	Statement value at end of current period (Line 11 minus Line 12)	660,389,673

SCHEDULE D - SUMMARY BY COUNTRY

Long-Term Bonds and Stocks OWNED December 31 of Current Year

Description		1 Book/Adjusted Carrying Value	2 Fair Value	3 Actual Cost	4 Par Value of Bonds
BONDS					
Governments (Including all obligations guaranteed by governments)	1. United States	96,759,724	92,155,312	96,221,867	99,670,000
	2. Canada	0	0	0	0
	3. Other Countries	0	0	0	0
	4. Totals	96,759,724	92,155,312	96,221,867	99,670,000
U.S. States, Territories and Possessions (Direct and guaranteed)	5. Totals	34,562,366	33,360,292	38,481,202	30,490,000
U.S. Political Subdivisions of States, Territories and Possessions (Direct and guaranteed)	6. Totals	34,510,872	33,070,252	37,508,650	30,100,000
U.S. Special Revenue and Special Assessment Obligations and all Non- Guaranteed Obligations of Agencies and Authorities of Governments and their Political Subdivisions	7. Totals	188,813,063	175,355,953	198,037,316	177,900,046
Industrial and Miscellaneous, SVO Identified Funds, Unaffiliated Bank Loans, Unaffiliated Certificates of Deposit and Hybrid Securities (unaffiliated)	8. United States	282,162,176	267,266,245	284,333,570	281,851,000
	9. Canada	4,710,902	4,478,209	4,757,210	4,685,000
	10. Other Countries	18,870,571	17,543,738	18,877,212	18,822,000
	11. Totals	305,743,649	289,288,192	307,967,992	305,358,000
Parent, Subsidiaries and Affiliates	12. Totals	0	0	0	0
	13. Total Bonds	660,389,674	623,230,001	678,217,027	643,518,046
PREFERRED STOCKS					
Industrial and Miscellaneous (unaffiliated)	14. United States	0	0	0	
	15. Canada	0	0	0	
	16. Other Countries	0	0	0	
	17. Totals	0	0	0	
Parent, Subsidiaries and Affiliates	18. Totals	0	0	0	
	19. Total Preferred Stocks	0	0	0	
COMMON STOCKS					
Industrial and Miscellaneous (unaffiliated), Mutual Funds, Unit Investment Trusts, Closed-End Funds and Exchange Traded Funds	20. United States	0	0	0	
	21. Canada	0	0	0	
	22. Other Countries	0	0	0	
	23. Totals	0	0	0	
Parent, Subsidiaries and Affiliates	24. Totals	0	0	0	
	25. Total Common Stocks	0	0	0	
	26. Total Stocks	0	0	0	
	27. Total Bonds and Stocks	660,389,674	623,230,001	678,217,027	

ANNUAL STATEMENT FOR THE YEAR 2023 OF THE UnitedHealthcare Plan of the River Valley, Inc.

SCHEDULE D - PART 1A - SECTION 1

Quality and Maturity Distribution of All Bonds Owned December 31, at Book/Adjusted Carrying Values by Major Types of Issues and NAIC Designations

NAIC Designation	1 1 Year or Less	2 Over 1 Year Through 5 Years	3 Over 5 Years Through 10 Years	4 Over 10 Years Through 20 Years	5 Over 20 Years	6 No Maturity Date	7 Total Current Year	8 Col. 7 as a % of Line 12.7	9 Total from Col. 7 Prior Year	10 % From Col. 8 Prior Year	11 Total Publicly Traded	12 Total Privately Placed (a)
1. U.S. Governments												
1.1 NAIC 1	145,037,585	61,546,005	27,705,252	0	0	XXX	234,288,842	28.6	165,739,290	18.3	234,288,842	0
1.2 NAIC 2	0	0	0	0	0	XXX	0	0.0	0	0.0	0	0
1.3 NAIC 3	0	0	0	0	0	XXX	0	0.0	0	0.0	0	0
1.4 NAIC 4	0	0	0	0	0	XXX	0	0.0	0	0.0	0	0
1.5 NAIC 5	0	0	0	0	0	XXX	0	0.0	0	0.0	0	0
1.6 NAIC 6	0	0	0	0	0	XXX	0	0.0	0	0.0	0	0
1.7 Totals	145,037,585	61,546,005	27,705,252	0	0	XXX	234,288,842	28.6	165,739,290	18.3	234,288,842	0
2. All Other Governments												
2.1 NAIC 1	0	0	0	0	0	XXX	0	0.0	0	0.0	0	0
2.2 NAIC 2	0	0	0	0	0	XXX	0	0.0	0	0.0	0	0
2.3 NAIC 3	0	0	0	0	0	XXX	0	0.0	0	0.0	0	0
2.4 NAIC 4	0	0	0	0	0	XXX	0	0.0	0	0.0	0	0
2.5 NAIC 5	0	0	0	0	0	XXX	0	0.0	0	0.0	0	0
2.6 NAIC 6	0	0	0	0	0	XXX	0	0.0	0	0.0	0	0
2.7 Totals	0	0	0	0	0	XXX	0	0.0	0	0.0	0	0
3. U.S. States, Territories and Possessions etc., Guaranteed												
3.1 NAIC 1	0	25,677,159	8,885,207	0	0	XXX	34,562,366	4.2	35,613,168	3.9	34,562,366	0
3.2 NAIC 2	0	0	0	0	0	XXX	0	0.0	0	0.0	0	0
3.3 NAIC 3	0	0	0	0	0	XXX	0	0.0	0	0.0	0	0
3.4 NAIC 4	0	0	0	0	0	XXX	0	0.0	0	0.0	0	0
3.5 NAIC 5	0	0	0	0	0	XXX	0	0.0	0	0.0	0	0
3.6 NAIC 6	0	0	0	0	0	XXX	0	0.0	0	0.0	0	0
3.7 Totals	0	25,677,159	8,885,207	0	0	XXX	34,562,366	4.2	35,613,168	3.9	34,562,366	0
4. U.S. Political Subdivisions of States, Territories and Possessions, Guaranteed												
4.1 NAIC 1	0	12,006,669	22,154,202	350,000	0	XXX	34,510,871	4.2	40,172,006	4.4	34,510,871	0
4.2 NAIC 2	0	0	0	0	0	XXX	0	0.0	0	0.0	0	0
4.3 NAIC 3	0	0	0	0	0	XXX	0	0.0	0	0.0	0	0
4.4 NAIC 4	0	0	0	0	0	XXX	0	0.0	0	0.0	0	0
4.5 NAIC 5	0	0	0	0	0	XXX	0	0.0	0	0.0	0	0
4.6 NAIC 6	0	0	0	0	0	XXX	0	0.0	0	0.0	0	0
4.7 Totals	0	12,006,669	22,154,202	350,000	0	XXX	34,510,871	4.2	40,172,006	4.4	34,510,871	0
5. U.S. Special Revenue & Special Assessment Obligations, etc., Non-Guaranteed												
5.1 NAIC 1	18,267,435	78,344,034	56,755,442	28,171,626	9,662,609	XXX	191,201,146	23.3	259,318,147	28.6	191,201,146	0
5.2 NAIC 2	0	0	0	0	0	XXX	0	0.0	0	0.0	0	0
5.3 NAIC 3	0	0	0	0	0	XXX	0	0.0	0	0.0	0	0
5.4 NAIC 4	0	0	0	0	0	XXX	0	0.0	0	0.0	0	0
5.5 NAIC 5	0	0	0	0	0	XXX	0	0.0	0	0.0	0	0
5.6 NAIC 6	0	0	0	0	0	XXX	0	0.0	0	0.0	0	0
5.7 Totals	18,267,435	78,344,034	56,755,442	28,171,626	9,662,609	XXX	191,201,146	23.3	259,318,147	28.6	191,201,146	0

ANNUAL STATEMENT FOR THE YEAR 2023 OF THE UnitedHealthcare Plan of the River Valley, Inc.

SCHEDULE D - PART 1A - SECTION 1 (Continued)

Quality and Maturity Distribution of All Bonds Owned December 31, at Book/Adjusted Carrying Values by Major Types of Issues and NAIC Designations

NAIC Designation	1 1 Year or Less	2 Over 1 Year Through 5 Years	3 Over 5 Years Through 10 Years	4 Over 10 Years Through 20 Years	5 Over 20 Years	6 No Maturity Date	7 Total Current Year	8 Col. 7 as a % of Line 12.7	9 Total from Col. 7 Prior Year	10 % From Col. 8 Prior Year	11 Total Publicly Traded	12 Total Privately Placed (a)
6. Industrial & Miscellaneous (Unaffiliated)												
6.1 NAIC 1	39,415,950	119,657,498	62,021,367	0	0	XXX	221,094,815	27.0	295,223,102	32.6	168,934,943	52,159,872
6.2 NAIC 2	15,582,943	55,762,029	32,365,727	0	0	XXX	103,710,699	12.7	110,219,984	12.2	98,917,079	4,793,620
6.3 NAIC 3	0	0	0	0	0	XXX	0	0.0	0	0.0	0	0
6.4 NAIC 4	0	0	0	0	0	XXX	0	0.0	0	0.0	0	0
6.5 NAIC 5	0	0	0	0	0	XXX	0	0.0	0	0.0	0	0
6.6 NAIC 6	0	0	0	0	0	XXX	0	0.0	0	0.0	0	0
6.7 Totals	54,998,893	175,419,527	94,387,094	0	0	XXX	324,805,514	39.6	405,443,086	44.7	267,852,022	56,953,492
7. Hybrid Securities												
7.1 NAIC 1	0	0	0	0	0	XXX	0	0.0	0	0.0	0	0
7.2 NAIC 2	0	0	0	0	0	XXX	0	0.0	0	0.0	0	0
7.3 NAIC 3	0	0	0	0	0	XXX	0	0.0	0	0.0	0	0
7.4 NAIC 4	0	0	0	0	0	XXX	0	0.0	0	0.0	0	0
7.5 NAIC 5	0	0	0	0	0	XXX	0	0.0	0	0.0	0	0
7.6 NAIC 6	0	0	0	0	0	XXX	0	0.0	0	0.0	0	0
7.7 Totals	0	0	0	0	0	XXX	0	0.0	0	0.0	0	0
8. Parent, Subsidiaries and Affiliates												
8.1 NAIC 1	0	0	0	0	0	XXX	0	0.0	0	0.0	0	0
8.2 NAIC 2	0	0	0	0	0	XXX	0	0.0	0	0.0	0	0
8.3 NAIC 3	0	0	0	0	0	XXX	0	0.0	0	0.0	0	0
8.4 NAIC 4	0	0	0	0	0	XXX	0	0.0	0	0.0	0	0
8.5 NAIC 5	0	0	0	0	0	XXX	0	0.0	0	0.0	0	0
8.6 NAIC 6	0	0	0	0	0	XXX	0	0.0	0	0.0	0	0
8.7 Totals	0	0	0	0	0	XXX	0	0.0	0	0.0	0	0
9. SVO Identified Funds												
9.1 NAIC 1	XXX	XXX	XXX	XXX	XXX	0	0	0.0	0	0.0	0	0
9.2 NAIC 2	XXX	XXX	XXX	XXX	XXX	0	0	0.0	0	0.0	0	0
9.3 NAIC 3	XXX	XXX	XXX	XXX	XXX	0	0	0.0	0	0.0	0	0
9.4 NAIC 4	XXX	XXX	XXX	XXX	XXX	0	0	0.0	0	0.0	0	0
9.5 NAIC 5	XXX	XXX	XXX	XXX	XXX	0	0	0.0	0	0.0	0	0
9.6 NAIC 6	XXX	XXX	XXX	XXX	XXX	0	0	0.0	0	0.0	0	0
9.7 Totals	XXX	XXX	XXX	XXX	XXX	0	0	0.0	0	0.0	0	0
10. Unaffiliated Bank Loans												
10.1 NAIC 1	0	0	0	0	0	XXX	0	0.0	0	0.0	0	0
10.2 NAIC 2	0	0	0	0	0	XXX	0	0.0	0	0.0	0	0
10.3 NAIC 3	0	0	0	0	0	XXX	0	0.0	0	0.0	0	0
10.4 NAIC 4	0	0	0	0	0	XXX	0	0.0	0	0.0	0	0
10.5 NAIC 5	0	0	0	0	0	XXX	0	0.0	0	0.0	0	0
10.6 NAIC 6	0	0	0	0	0	XXX	0	0.0	0	0.0	0	0
10.7 Totals	0	0	0	0	0	XXX	0	0.0	0	0.0	0	0
11. Unaffiliated Certificates of Deposit												
11.1 NAIC 1	0	0	0	0	0	XXX	0	0.0	0	0.0	0	0
11.2 NAIC 2	0	0	0	0	0	XXX	0	0.0	0	0.0	0	0
11.3 NAIC 3	0	0	0	0	0	XXX	0	0.0	0	0.0	0	0
11.4 NAIC 4	0	0	0	0	0	XXX	0	0.0	0	0.0	0	0
11.5 NAIC 5	0	0	0	0	0	XXX	0	0.0	0	0.0	0	0
11.6 NAIC 6	0	0	0	0	0	XXX	0	0.0	0	0.0	0	0
11.7 Totals	0	0	0	0	0	XXX	0	0.0	0	0.0	0	0

ANNUAL STATEMENT FOR THE YEAR 2023 OF THE UnitedHealthcare Plan of the River Valley, Inc.

SCHEDULE D - PART 1A - SECTION 1 (Continued)

Quality and Maturity Distribution of All Bonds Owned December 31, at Book/Adjusted Carrying Values by Major Types of Issues and NAIC Designations

NAIC Designation	1 1 Year or Less	2 Over 1 Year Through 5 Years	3 Over 5 Years Through 10 Years	4 Over 10 Years Through 20 Years	5 Over 20 Years	6 No Maturity Date	7 Total Current Year	8 Col. 7 as a % of Line 12.7	9 Total from Col. 7 Prior Year	10 % From Col. 8 Prior Year	11 Total Publicly Traded	12 Total Privately Placed (a)
12. Total Bonds Current Year												
12.1 NAIC 1	(d) 202,720,970	297,231,365	177,521,470	28,521,626	9,662,609	0	715,658,040	87.3	XXX	XXX	663,498,168	52,159,872
12.2 NAIC 2	(d) 15,582,943	55,762,029	32,365,727	0	0	0	103,710,699	12.7	XXX	XXX	98,917,079	4,793,620
12.3 NAIC 3	(d) 0	0	0	0	0	0	0	0.0	XXX	XXX	0	0
12.4 NAIC 4	(d) 0	0	0	0	0	0	0	0.0	XXX	XXX	0	0
12.5 NAIC 5	(d) 0	0	0	0	0	0	0	0.0	XXX	XXX	0	0
12.6 NAIC 6	(d) 0	0	0	0	0	0	0	0.0	XXX	XXX	0	0
12.7 Totals	218,303,913	352,993,394	209,887,197	28,521,626	9,662,609	0	(b) 819,368,739	100.0	XXX	XXX	762,415,247	56,953,492
12.8 Line 12.7 as a % of Col. 7	26.6	43.1	25.6	3.5	1.2	0.0	100.0	XXX	XXX	XXX	93.0	7.0
13. Total Bonds Prior Year												
13.1 NAIC 1	257,974,560	222,705,547	229,391,390	66,831,440	19,162,776	0	XXX	XXX	796,065,713	87.8	726,699,014	69,366,699
13.2 NAIC 2	10,325,708	42,537,585	51,927,600	5,429,091	0	0	XXX	XXX	110,219,984	12.2	101,027,913	9,192,071
13.3 NAIC 3	0	0	0	0	0	0	XXX	XXX	0	0.0	0	0
13.4 NAIC 4	0	0	0	0	0	0	XXX	XXX	0	0.0	0	0
13.5 NAIC 5	0	0	0	0	0	0	XXX	XXX	(c) 0	0.0	0	0
13.6 NAIC 6	0	0	0	0	0	0	XXX	XXX	(c) 0	0.0	0	0
13.7 Totals	268,300,268	265,243,132	281,318,990	72,260,531	19,162,776	0	XXX	XXX	(b) 906,285,697	100.0	827,726,927	78,558,770
13.8 Line 13.7 as a % of Col. 9	29.6	29.3	31.0	8.0	2.1	0.0	XXX	XXX	100.0	XXX	91.3	8.7
14. Total Publicly Traded Bonds												
14.1 NAIC 1	187,376,117	266,137,550	171,800,267	28,521,626	9,662,609	0	663,498,169	81.0	726,699,014	80.2	663,498,169	XXX
14.2 NAIC 2	14,156,485	52,394,867	32,365,727	0	0	0	98,917,079	12.1	101,027,913	11.1	98,917,079	XXX
14.3 NAIC 3	0	0	0	0	0	0	0	0.0	0	0.0	0	XXX
14.4 NAIC 4	0	0	0	0	0	0	0	0.0	0	0.0	0	XXX
14.5 NAIC 5	0	0	0	0	0	0	0	0.0	0	0.0	0	XXX
14.6 NAIC 6	0	0	0	0	0	0	0	0.0	0	0.0	0	XXX
14.7 Totals	201,532,602	318,532,417	204,165,994	28,521,626	9,662,609	0	762,415,248	93.0	827,726,927	91.3	762,415,248	XXX
14.8 Line 14.7 as a % of Col. 7	26.4	41.8	26.8	3.7	1.3	0.0	100.0	XXX	XXX	XXX	100.0	XXX
14.9 Line 14.7 as a % of Line 12.7, Col. 7, Section 12	24.6	38.9	24.9	3.5	1.2	0.0	93.0	XXX	XXX	XXX	93.0	XXX
15. Total Privately Placed Bonds												
15.1 NAIC 1	15,344,853	31,093,815	5,721,203	0	0	0	52,159,871	6.4	69,366,699	7.7	XXX	52,159,871
15.2 NAIC 2	1,426,458	3,367,162	0	0	0	0	4,793,620	0.6	9,192,071	1.0	XXX	4,793,620
15.3 NAIC 3	0	0	0	0	0	0	0	0.0	0	0.0	XXX	0
15.4 NAIC 4	0	0	0	0	0	0	0	0.0	0	0.0	XXX	0
15.5 NAIC 5	0	0	0	0	0	0	0	0.0	0	0.0	XXX	0
15.6 NAIC 6	0	0	0	0	0	0	0	0.0	0	0.0	XXX	0
15.7 Totals	16,771,311	34,460,977	5,721,203	0	0	0	56,953,491	7.0	78,558,770	8.7	XXX	56,953,491
15.8 Line 15.7 as a % of Col. 7	29.4	60.5	10.0	0.0	0.0	0.0	100.0	XXX	XXX	XXX	XXX	100.0
15.9 Line 15.7 as a % of Line 12.7, Col. 7, Section 12	2.0	4.2	0.7	0.0	0.0	0.0	7.0	XXX	XXX	XXX	XXX	7.0

(a) Includes \$ 56,953,492 freely tradable under SEC Rule 144 or qualified for resale under SEC Rule 144A.
 (b) Includes \$ 0 current year of bonds with Z designations and \$ 0 prior year of bonds with Z designations. The letter "Z" means the NAIC designation was not assigned by the Securities Valuation Office (SVO) at the date of the statement.
 (c) Includes \$ 0 current year, \$ 0 prior year of bonds with 5GI designations and \$ 0 current year, \$ 0 prior year of bonds with 6* designations. "5GI" means the NAIC designation was assigned by the (SVO) in reliance on the insurer's certification that the issuer is current in all principal and interest payments. "6*" means the NAIC designation was assigned by the SVO due to inadequate certification of principal and interest payments.
 (d) Includes the following amount of short-term and cash equivalent bonds by NAIC designation: NAIC 1 \$ 152,711,662 ; NAIC 2 \$ 6,267,405 ; NAIC 3 \$ 0 ; NAIC 4 \$ 0 ; NAIC 5 \$ 0 ; NAIC 6 \$ 0

S107

ANNUAL STATEMENT FOR THE YEAR 2023 OF THE UnitedHealthcare Plan of the River Valley, Inc.

SCHEDULE D - PART 1A - SECTION 2

Maturity Distribution of All Bonds Owned December 31, at Book/Adjusted Carrying Values by Major Type and Subtype of Issues

Distribution by Type	1 1 Year or Less	2 Over 1 Year Through 5 Years	3 Over 5 Years Through 10 Years	4 Over 10 Years Through 20 Years	5 Over 20 Years	6 No Maturity Date	7 Total Current Year	8 Col. 7 as a % of Line 12.09	9 Total from Col. 7 Prior Year	10 % From Col. 8 Prior Year	11 Total Publicly Traded	12 Total Privately Placed
1. U.S. Governments												
1.01 Issuer Obligations	145,037,585	61,546,005	27,705,252	0	0	XXX	234,288,842	28.6	165,739,290	18.3	234,288,842	0
1.02 Residential Mortgage-Backed Securities	0	0	0	0	0	XXX	0	0.0	0	0.0	0	0
1.03 Commercial Mortgage-Backed Securities	0	0	0	0	0	XXX	0	0.0	0	0.0	0	0
1.04 Other Loan-Backed and Structured Securities	0	0	0	0	0	XXX	0	0.0	0	0.0	0	0
1.05 Totals	145,037,585	61,546,005	27,705,252	0	0	XXX	234,288,842	28.6	165,739,290	18.3	234,288,842	0
2. All Other Governments												
2.01 Issuer Obligations	0	0	0	0	0	XXX	0	0.0	0	0.0	0	0
2.02 Residential Mortgage-Backed Securities	0	0	0	0	0	XXX	0	0.0	0	0.0	0	0
2.03 Commercial Mortgage-Backed Securities	0	0	0	0	0	XXX	0	0.0	0	0.0	0	0
2.04 Other Loan-Backed and Structured Securities	0	0	0	0	0	XXX	0	0.0	0	0.0	0	0
2.05 Totals	0	0	0	0	0	XXX	0	0.0	0	0.0	0	0
3. U.S. States, Territories and Possessions, Guaranteed												
3.01 Issuer Obligations	0	25,677,159	8,885,207	0	0	XXX	34,562,366	4.2	35,613,168	3.9	34,562,366	0
3.02 Residential Mortgage-Backed Securities	0	0	0	0	0	XXX	0	0.0	0	0.0	0	0
3.03 Commercial Mortgage-Backed Securities	0	0	0	0	0	XXX	0	0.0	0	0.0	0	0
3.04 Other Loan-Backed and Structured Securities	0	0	0	0	0	XXX	0	0.0	0	0.0	0	0
3.05 Totals	0	25,677,159	8,885,207	0	0	XXX	34,562,366	4.2	35,613,168	3.9	34,562,366	0
4. U.S. Political Subdivisions of States, Territories and Possessions, Guaranteed												
4.01 Issuer Obligations	0	12,006,669	22,154,202	350,000	0	XXX	34,510,871	4.2	40,172,006	4.4	34,510,871	0
4.02 Residential Mortgage-Backed Securities	0	0	0	0	0	XXX	0	0.0	0	0.0	0	0
4.03 Commercial Mortgage-Backed Securities	0	0	0	0	0	XXX	0	0.0	0	0.0	0	0
4.04 Other Loan-Backed and Structured Securities	0	0	0	0	0	XXX	0	0.0	0	0.0	0	0
4.05 Totals	0	12,006,669	22,154,202	350,000	0	XXX	34,510,871	4.2	40,172,006	4.4	34,510,871	0
5. U.S. Special Revenue & Special Assessment Obligations etc., Non-Guaranteed												
5.01 Issuer Obligations	10,509,640	52,883,095	34,090,424	0	0	XXX	97,483,159	11.9	137,451,013	15.2	97,483,159	0
5.02 Residential Mortgage-Backed Securities	7,628,535	24,881,977	22,447,830	28,171,626	9,662,609	XXX	92,792,577	11.3	120,873,915	13.3	92,792,577	0
5.03 Commercial Mortgage-Backed Securities	129,260	578,963	217,188	0	0	XXX	925,411	0.1	993,220	0.1	925,411	0
5.04 Other Loan-Backed and Structured Securities	0	0	0	0	0	XXX	0	0.0	0	0.0	0	0
5.05 Totals	18,267,435	78,344,035	56,755,442	28,171,626	9,662,609	XXX	191,201,147	23.3	259,318,148	28.6	191,201,147	0
6. Industrial and Miscellaneous												
6.01 Issuer Obligations	39,950,888	143,531,876	91,384,167	0	0	XXX	274,866,931	33.5	350,045,965	38.6	246,942,327	27,924,604
6.02 Residential Mortgage-Backed Securities	0	0	0	0	0	XXX	0	0.0	0	0.0	0	0
6.03 Commercial Mortgage-Backed Securities	4,579,612	9,932,509	1,709,992	0	0	XXX	16,222,113	2.0	16,419,771	1.8	4,705,303	11,516,810
6.04 Other Loan-Backed and Structured Securities	10,468,394	21,955,142	1,292,935	0	0	XXX	33,716,471	4.1	38,977,351	4.3	16,204,391	17,512,080
6.05 Totals	54,998,894	175,419,527	94,387,094	0	0	XXX	324,805,515	39.6	405,443,087	44.7	267,852,021	56,953,494
7. Hybrid Securities												
7.01 Issuer Obligations	0	0	0	0	0	XXX	0	0.0	0	0.0	0	0
7.02 Residential Mortgage-Backed Securities	0	0	0	0	0	XXX	0	0.0	0	0.0	0	0
7.03 Commercial Mortgage-Backed Securities	0	0	0	0	0	XXX	0	0.0	0	0.0	0	0
7.04 Other Loan-Backed and Structured Securities	0	0	0	0	0	XXX	0	0.0	0	0.0	0	0
7.05 Totals	0	0	0	0	0	XXX	0	0.0	0	0.0	0	0
8. Parent, Subsidiaries and Affiliates												
8.01 Issuer Obligations	0	0	0	0	0	XXX	0	0.0	0	0.0	0	0
8.02 Residential Mortgage-Backed Securities	0	0	0	0	0	XXX	0	0.0	0	0.0	0	0
8.03 Commercial Mortgage-Backed Securities	0	0	0	0	0	XXX	0	0.0	0	0.0	0	0
8.04 Other Loan-Backed and Structured Securities	0	0	0	0	0	XXX	0	0.0	0	0.0	0	0
8.05 Affiliated Bank Loans - Issued	0	0	0	0	0	XXX	0	0.0	0	0.0	0	0
8.06 Affiliated Bank Loans - Acquired	0	0	0	0	0	XXX	0	0.0	0	0.0	0	0
8.07 Totals	0	0	0	0	0	XXX	0	0.0	0	0.0	0	0

ANNUAL STATEMENT FOR THE YEAR 2023 OF THE UnitedHealthcare Plan of the River Valley, Inc.
SCHEDULE D - PART 1A - SECTION 2 (Continued)

Maturity Distribution of All Bonds Owned December 31, at Book/Adjusted Carrying Values by Major Type and Subtype of Issues

Distribution by Type	1 1 Year or Less	2 Over 1 Year Through 5 Years	3 Over 5 Years Through 10 Years	4 Over 10 Years Through 20 Years	5 Over 20 Years	6 No Maturity Date	7 Total Current Year	8 Col. 7 as a % of Line 12.09	9 Total from Col. 7 Prior Year	10 % From Col. 8 Prior Year	11 Total Publicly Traded	12 Total Privately Placed
9. SVO Identified Funds												
9.01 Exchange Traded Funds Identified by the SVO	XXX	XXX	XXX	XXX	XXX	0	0	0.0	0	0.0	0	0
10. Unaffiliated Bank Loans												
10.01 Unaffiliated Bank Loans - Issued	0	0	0	0	0	XXX	0	0.0	0	0.0	0	0
10.02 Unaffiliated Bank Loans - Acquired	0	0	0	0	0	XXX	0	0.0	0	0.0	0	0
10.03 Totals	0	0	0	0	0	XXX	0	0.0	0	0.0	0	0
11. Unaffiliated Certificates of Deposit												
11.01 Totals	0	0	0	0	0	XXX	0	0.0	0	0.0	0	0
12. Total Bonds Current Year												
12.01 Issuer Obligations	195,498,113	295,644,804	184,219,252	350,000	0	XXX	675,712,169	82.5	XXX	XXX	647,787,565	27,924,604
12.02 Residential Mortgage-Backed Securities	7,628,535	24,881,977	22,447,830	28,171,626	9,662,609	XXX	92,792,577	11.3	XXX	XXX	92,792,577	0
12.03 Commercial Mortgage-Backed Securities	4,708,872	10,511,472	1,927,180	0	0	XXX	17,147,524	2.1	XXX	XXX	5,630,714	11,516,810
12.04 Other Loan-Backed and Structured Securities	10,468,394	21,955,142	1,292,935	0	0	XXX	33,716,471	4.1	XXX	XXX	16,204,391	17,512,080
12.05 SVO Identified Funds	XXX	XXX	XXX	XXX	XXX	0	0	0.0	XXX	XXX	0	0
12.06 Affiliated Bank Loans	0	0	0	0	0	XXX	0	0.0	XXX	XXX	0	0
12.07 Unaffiliated Bank Loans	0	0	0	0	0	XXX	0	0.0	XXX	XXX	0	0
12.08 Unaffiliated Certificates of Deposit	0	0	0	0	0	XXX	0	0.0	XXX	XXX	0	0
12.09 Totals	218,303,914	352,993,395	209,887,197	28,521,626	9,662,609	0	819,368,741	100.0	XXX	XXX	762,415,247	56,953,494
12.10 Line 12.09 as a % of Col. 7	26.6	43.1	25.6	3.5	1.2	0.0	100.0	XXX	XXX	XXX	93.0	7.0
13. Total Bonds Prior Year												
13.01 Issuer Obligations	252,782,907	196,137,047	242,597,583	37,503,905	0	XXX	XXX	XXX	729,021,442	80.4	686,369,246	42,652,196
13.02 Residential Mortgage-Backed Securities	10,340,237	31,673,022	26,405,808	33,292,072	19,162,776	XXX	XXX	XXX	120,873,915	13.3	120,873,915	0
13.03 Commercial Mortgage-Backed Securities	4,800,712	7,843,050	4,769,229	0	0	XXX	XXX	XXX	17,412,991	1.9	5,735,924	11,677,067
13.04 Other Loan-Backed and Structured Securities	376,413	29,590,013	7,546,371	1,464,554	0	XXX	XXX	XXX	38,977,351	4.3	14,747,844	24,229,507
13.05 SVO Identified Funds	XXX	XXX	XXX	XXX	XXX	0	XXX	XXX	0	0.0	0	0
13.06 Affiliated Bank Loans	0	0	0	0	0	XXX	XXX	XXX	0	0.0	0	0
13.07 Unaffiliated Bank Loans	0	0	0	0	0	XXX	XXX	XXX	0	0.0	0	0
13.08 Unaffiliated Certificates of Deposit	0	0	0	0	0	XXX	XXX	XXX	0	0.0	0	0
13.09 Totals	268,300,269	265,243,132	281,318,991	72,260,531	19,162,776	0	XXX	XXX	906,285,699	100.0	827,726,929	78,558,770
13.10 Line 13.09 as a % of Col. 9	29.6	29.3	31.0	8.0	2.1	0.0	XXX	XXX	100.0	XXX	91.3	8.7
14. Total Publicly Traded Bonds												
14.01 Issuer Obligations	187,704,347	278,232,242	181,500,976	350,000	0	XXX	647,787,565	79.1	686,369,246	75.7	647,787,565	XXX
14.02 Residential Mortgage-Backed Securities	7,628,535	24,881,977	22,447,830	28,171,626	9,662,609	XXX	92,792,577	11.3	120,873,915	13.3	92,792,577	XXX
14.03 Commercial Mortgage-Backed Securities	129,260	5,284,266	217,188	0	0	XXX	5,630,714	0.7	5,735,924	0.6	5,630,714	XXX
14.04 Other Loan-Backed and Structured Securities	6,070,459	10,133,932	0	0	0	XXX	16,204,391	2.0	14,747,844	1.6	16,204,391	XXX
14.05 SVO Identified Funds	XXX	XXX	XXX	XXX	XXX	0	0	0.0	0	0.0	0	XXX
14.06 Affiliated Bank Loans	0	0	0	0	0	XXX	0	0.0	0	0.0	0	XXX
14.07 Unaffiliated Bank Loans	0	0	0	0	0	XXX	0	0.0	0	0.0	0	XXX
14.08 Unaffiliated Certificates of Deposit	0	0	0	0	0	XXX	0	0.0	0	0.0	0	XXX
14.09 Totals	201,532,601	318,532,417	204,165,994	28,521,626	9,662,609	0	762,415,247	93.0	827,726,929	91.3	762,415,247	XXX
14.10 Line 14.09 as a % of Col. 7	26.4	41.8	26.8	3.7	1.3	0.0	100.0	XXX	XXX	XXX	100.0	XXX
14.11 Line 14.09 as a % of Line 12.09, Col. 7, Section 12	24.6	38.9	24.9	3.5	1.2	0.0	93.0	XXX	XXX	XXX	93.0	XXX
15. Total Privately Placed Bonds												
15.01 Issuer Obligations	7,793,766	17,412,562	2,718,276	0	0	XXX	27,924,604	3.4	42,652,196	4.7	XXX	27,924,604
15.02 Residential Mortgage-Backed Securities	0	0	0	0	0	XXX	0	0.0	0	0.0	XXX	0
15.03 Commercial Mortgage-Backed Securities	4,579,612	5,227,206	1,709,992	0	0	XXX	11,516,810	1.4	11,677,067	1.3	XXX	11,516,810
15.04 Other Loan-Backed and Structured Securities	4,397,935	11,821,210	1,292,935	0	0	XXX	17,512,080	2.1	24,229,507	2.7	XXX	17,512,080
15.05 SVO Identified Funds	XXX	XXX	XXX	XXX	XXX	0	0	0.0	0	0.0	XXX	0
15.06 Affiliated Bank Loans	0	0	0	0	0	XXX	0	0.0	0	0.0	XXX	0
15.07 Unaffiliated Bank Loans	0	0	0	0	0	XXX	0	0.0	0	0.0	XXX	0
15.08 Unaffiliated Certificates of Deposit	0	0	0	0	0	XXX	0	0.0	0	0.0	XXX	0
15.09 Totals	16,771,313	34,460,978	5,721,203	0	0	0	56,953,494	7.0	78,558,770	8.7	XXX	56,953,494
15.10 Line 15.09 as a % of Col. 7	29.4	60.5	10.0	0.0	0.0	0.0	100.0	XXX	XXX	XXX	XXX	100.0
15.11 Line 15.09 as a % of Line 12.09, Col. 7, Section 12	2.0	4.2	0.7	0.0	0.0	0.0	7.0	XXX	XXX	XXX	XXX	7.0

6015

ANNUAL STATEMENT FOR THE YEAR 2023 OF THE UnitedHealthcare Plan of the River Valley, Inc.

SCHEDULE DA - VERIFICATION BETWEEN YEARS

Short-Term Investments

	1	2	3	4	5
	Total	Bonds	Mortgage Loans	Other Short-term Investment Assets (a)	Investments in Parent, Subsidiaries and Affiliates
1. Book/adjusted carrying value, December 31 of prior year	131,489,194	131,489,194	0	0	0
2. Cost of short-term investments acquired	229,721,680	229,721,680	0	0	0
3. Accrual of discount	5,286,522	5,286,522	0	0	0
4. Unrealized valuation increase/(decrease)	0	0	0	0	0
5. Total gain (loss) on disposals	1,694	1,694	0	0	0
6. Deduct consideration received on disposals	305,149,427	305,149,427	0	0	0
7. Deduct amortization of premium	49,145	49,145	0	0	0
8. Total foreign exchange change in book/adjusted carrying value	0	0	0	0	0
9. Deduct current year's other than temporary impairment recognized	0	0	0	0	0
10. Book/adjusted carrying value at end of current period (Lines 1+2+3+4+5-6-7+8-9)	61,300,518	61,300,518	0	0	0
11. Deduct total nonadmitted amounts	0	0	0	0	0
12. Statement value at end of current period (Line 10 minus Line 11)	61,300,518	61,300,518	0	0	0

(a) Indicate the category of such assets, for example, joint ventures, transportation equipment:

Schedule DB - Part A - Verification - Options, Caps, Floors, Collars, Swaps and Forwards

N O N E

Schedule DB - Part B - Verification - Futures Contracts

N O N E

Schedule DB - Part C - Section 1 - Replication (Synthetic Asset) Transactions (RSATs) Open

N O N E

Schedule DB-Part C-Section 2-Reconciliation of Replication (Synthetic Asset) Transactions Open

N O N E

Schedule DB - Verification - Book/Adjusted Carrying Value, Fair Value and Potential Exposure of
Derivatives

N O N E

SCHEDULE E - PART 2 - VERIFICATION BETWEEN YEARS

(Cash Equivalents)

	1	2	3	4
	Total	Bonds	Money Market Mutual funds	Other (a)
1. Book/adjusted carrying value, December 31 of prior year	84,654,697	6,340,197	75,576,324	2,738,176
2. Cost of cash equivalents acquired	6,606,351,392	370,783,345	3,886,869,866	2,348,698,181
3. Accrual of discount	1,005,006	1,005,006	0	0
4. Unrealized valuation increase/(decrease)	0	0	0	0
5. Total gain (loss) on disposals	0	0	0	0
6. Deduct consideration received on disposals	6,522,629,145	280,450,000	3,893,629,738	2,348,549,407
7. Deduct amortization of premium	0	0	0	0
8. Total foreign exchange change in book/adjusted carrying value	0	0	0	0
9. Deduct current year's other than temporary impairment recognized	0	0	0	0
10. Book/adjusted carrying value at end of current period (Lines 1+2+3+4+5-6-7+8-9)	169,381,950	97,678,548	68,816,452	2,886,950
11. Deduct total nonadmitted amounts	0	0	0	0
12. Statement value at end of current period (Line 10 minus Line 11)	169,381,950	97,678,548	68,816,452	2,886,950

(a) Indicate the category of such investments, for example, joint ventures, transportation equipment: Qualifying cash pool via SSAP 2R

Schedule A - Part 1 - Real Estate Owned

NONE

Schedule A - Part 2 - Real Estate Acquired and Additions Made

NONE

Schedule A - Part 3 - Real Estate Disposed

NONE

Schedule B - Part 1 - Mortgage Loans Owned

NONE

Schedule B - Part 2 - Mortgage Loans Acquired and Additions Made

NONE

Schedule B - Part 3 - Mortgage Loans Disposed, Transferred or Repaid

NONE

ANNUAL STATEMENT FOR THE YEAR 2023 OF THE UnitedHealthcare Plan of the River Valley, Inc.

SCHEDULE BA - PART 1

Showing Other Long-Term Invested Assets OWNED December 31 of Current Year

1 CUSIP Identification	2 Name or Description	3 Code	4 Location		6 Name of Vendor or General Partner	7 NAIC Designation, NAIC Designation Modifier and SVO Admini- strative Symbol	8 Date Originally Acquired	9 Type and Strategy	10 Actual Cost	11 Fair Value	12 Book/ Adjusted Carrying Value Less Encum- brances	Change in Book/Adjusted Carrying Value					18 Invest- ment Income	19 Commit- ment for Additional Invest- ment	20 Perce- tage of Owner- ship	
			4 City	5 State								13 Unrealized Valuation Increase/ (Decrease)	14 Current Year's (Depre- ciation) or (Amorti- zation)/ Accretion	15 Current Year's Other- Than- Tempo- rary Impair- ment Recogn- ized	16 Capital- ized Deferred Interest and Other	17 Total Foreign Exchange in Book/ Adjusted Carrying Value				
000000-00-0	US Bancorp Gaur Fed LIHTC Fd 2012-5 Prv Plc			GA	USB	1.D	12/31/2019	1	9,042,356	11,163	11,163	0	(1,345,136)	0	0	0	0	0	0	21.892
3599999. Guaranteed Federal Low Income Housing Tax Credit - Unaffiliated										9,042,356	11,163	11,163	0	(1,345,136)	0	0	0	0	0	XXX
000000-00-0	Enterprise N Guar Fed LIHTC PrvPlc CS				Enterprise	1.D	12/31/2019	1	12,703,822	1,487,633	1,487,633	0	(1,143,635)	0	0	0	0	0	0	100.000
3799999. Non-Guaranteed Federal Low Income Housing Tax Credit - Unaffiliated										12,703,822	1,487,633	1,487,633	0	(1,143,635)	0	0	0	0	0	XXX
6099999. Total - Unaffiliated										21,746,178	1,498,796	1,498,796	0	(2,488,771)	0	0	0	0	0	XXX
6199999. Total - Affiliated										0	0	0	0	0	0	0	0	0	0	XXX
6299999 - Totals										21,746,178	1,498,796	1,498,796	0	(2,488,771)	0	0	0	0	0	XXX

1. Line Book/Adjusted Carrying Value by NAIC Designation Category Footnote:
 Number
 1A 1A ..\$0 1B ..\$0 1C ..\$0 1D ..\$1,498,796 1E ..\$0 1F ..\$0 1G ..\$0
 1B 2A ..\$0 2B ..\$0 2C ..\$0
 1C 3A ..\$0 3B ..\$0 3C ..\$0
 1D 4A ..\$0 4B ..\$0 4C ..\$0
 1E 5A ..\$0 5B ..\$0 5C ..\$0
 1F 6 ..\$0

E07

ANNUAL STATEMENT FOR THE YEAR 2023 OF THE UnitedHealthcare Plan of the River Valley, Inc.

SCHEDULE BA - PART 2

Showing Other Long-Term Invested Assets ACQUIRED AND ADDITIONS MADE December 31 of Current Year

1 CUSIP Identification	2 Name or Description	Location		5 Name of Vendor or General Partner	6 Date Originally Acquired	7 Type and Strategy	8 Actual Cost at Time of Acquisition	9 Additional Investment Made After Acquisition	10 Amount of Encumbrances	11 Percentage of Ownership
		3 City	4 State							
NONE										
6299999 - Totals										XXX

ANNUAL STATEMENT FOR THE YEAR 2023 OF THE UnitedHealthcare Plan of the River Valley, Inc.

SCHEDULE BA - PART 3

Showing Other Long-Term Invested Assets DISPOSED, Transferred or Repaid During the Current Year

1 CUSIP Identification	2 Name or Description	Location		5 Name of Purchaser or Nature of Disposal	6 Date Originally Acquired	7 Disposal Date	8 Book/ Adjusted Carrying Value Less Encum- brances, Prior Year	Change in Book/Adjusted Carrying Value						15 Book/ Adjusted Carrying Value Less Encum- brances on Disposal	16 Consid- eration	17 Foreign Exchange Gain (Loss) on Disposal	18 Realized Gain (Loss) on Disposal	19 Total Gain (Loss) on Disposal	20 Invest- ment Income	
		3 City	4 State					9 Unrealized Valuation Increase/ (De- crease)	10 Current Year's (Depre- ciation) or (Amorti- zation)/ Accretion	11 Current Year's Other- Than- Tempo- rary Impair- ment Recog- nized	12 Capital- ized Deferred Interest and Other	13 Total Change in Book/ Adjusted Carrying Value (9+10- 11+12)	14 Total Foreign Exchange Change in Book/ Adjusted Carrying Value							
000000-00-0	US Bancorp Gaur Fed LIHTC Fd 2012-5 Prv Plc		GA	Capital Distribution	12/31/2019	10/26/2023	8,620	0	0	0	0	0	0	8,620	8,620	0	0	0	0	
3599999. Guaranteed Federal Low Income Housing Tax Credit - Unaffiliated							8,620	0	0	0	0	0	0	8,620	8,620	0	0	0	0	
6099999. Total - Unaffiliated							8,620	0	0	0	0	0	0	8,620	8,620	0	0	0	0	0
6199999. Total - Affiliated							0	0	0	0	0	0	0	0	0	0	0	0	0	0
6299999 - Totals							8,620	0	0	0	0	0	0	8,620	8,620	0	0	0	0	0

ANNUAL STATEMENT FOR THE YEAR 2023 OF THE UnitedHealthcare Plan of the River Valley, Inc.

SCHEDULE D - PART 1

Showing All Long-Term BONDS Owned December 31 of Current Year

1	2	Codes			6	7	Fair Value		10	11	Change in Book/Adjusted Carrying Value				Interest					Dates	
		3	4	5			8	9			12	13	14	15	16	17	18	19	20	21	22
CUSIP Identification	Description	C o d e	F o r e i g n	B o n d Char	NAIC Designation, NAIC Designation Modifier and SVO Administrative Symbol	Actual Cost	Rate Used to Obtain Fair Value	Fair Value	Par Value	Book/ Adjusted Carrying Value	Unrealized Valuation Increase/ (Decrease)	Current Year's (Amortization)/ Accretion	Current Year's Other-Than-Temporary Impairment Recognized	Total Foreign Exchange Change in Book/ Adjusted Carrying Value	Rate of	Effective Rate of	When Paid	Admitted Amount Due and Accrued	Amount Received During Year	Acquired	Stated Contractual Maturity Date
912828-G3-8	US Treasury Note	..SD.	1.A	337,217	97.7650	307,960	315,000	320,164	0	(5,913)	0	0	2.250	0.362	MN	915	7,088	08/11/2022	11/15/2024
912828-V8-0	US Treasury Note	1.A	2,285,625	99.7510	2,294,273	2,300,000	2,299,304	0	8,469	0	0	2.250	2.626	JJ	21,656	51,750	05/17/2022	01/31/2024
912828-V9-8	US Treasury Note	1.A	1,881,594	94.9470	1,803,993	1,900,000	1,893,665	0	1,933	0	0	2.250	2.361	FA	16,147	42,750	05/08/2017	02/15/2027
912828-Z7-8	US Treasury Note	..SD.	1.A	22,789,063	92.8370	23,209,250	25,000,000	22,859,728	0	70,666	0	0	1.500	4.507	JJ	156,929	0	11/21/2023	01/31/2027
912828-ZC-7	US Treasury Note	1.A	3,586,398	96.0660	3,650,508	3,800,000	3,671,545	0	85,147	0	0	1.125	4.137	FA	14,446	21,375	03/13/2023	02/28/2025
91282C-BH-3	US Treasury Note	1.A	1,791,406	92.4040	1,848,080	2,000,000	1,851,329	0	59,923	0	0	0.375	4.140	JJ	3,139	3,750	02/09/2023	01/31/2026
91282C-CL-3	US Treasury Note	1.A	4,726,855	97.5250	4,876,250	5,000,000	4,888,999	0	162,143	0	0	0.375	4.603	JJ	8,662	14,063	05/16/2023	07/15/2024
91282C-CS-8	US Treasury Note	1.A	3,298,684	82.7790	2,744,124	3,315,000	3,302,324	0	1,572	0	0	1.250	1.303	FA	15,652	41,438	08/31/2021	08/15/2031
91282C-DJ-7	US Treasury Bond	1.A	17,958,647	83.0580	15,075,027	18,150,000	17,995,450	0	18,362	0	0	1.375	1.490	MN	32,224	249,563	12/23/2021	11/15/2031
91282C-DO-1	US Treasury Note	1.A	5,232,643	92.3180	4,851,311	5,255,000	5,241,392	0	4,420	0	0	1.250	1.338	JD	180	65,688	01/03/2022	12/31/2026
91282C-DY-4	US Treasury Bond	1.A	6,396,914	86.0030	5,555,794	6,460,000	6,407,478	0	5,759	0	0	1.875	1.982	FA	45,751	121,125	02/17/2022	02/15/2032
91282C-DZ-1	US Treasury Note	1.A	3,805,000	96.5190	3,860,760	4,000,000	3,881,794	0	76,794	0	0	1.500	4.226	FA	22,663	30,000	03/30/2023	05/15/2025
91282C-FU-0	US Treasury Note	..SD.	1.A	610,938	100.6400	629,000	625,000	611,371	0	433	0	0	4.125	4.754	AO	4,391	0	11/13/2023	10/31/2027
91282C-G0-0	US Treasury Note	1.A	2,375,719	99.3960	2,385,504	2,400,000	2,386,252	0	10,533	0	0	4.125	4.675	JJ	41,429	49,500	02/17/2023	01/31/2025
91282C-GN-5	US Treasury Note	1.A	2,362,668	99.9580	2,349,013	2,350,000	2,357,661	0	(5,007)	0	0	4.625	4.334	FA	36,727	54,344	03/14/2023	02/28/2025
91282C-GR-6	US Treasury Note	1.A	3,546,484	100.8800	3,530,800	3,500,000	3,534,674	0	(11,810)	0	0	4.625	4.150	MS	48,029	80,938	03/14/2023	03/15/2026
91282C-GU-9	US Treasury Note	1.A	4,785,750	99.1400	4,758,720	4,800,000	4,790,858	0	5,108	0	0	3.875	4.033	MS	47,262	93,000	04/14/2023	03/31/2025
91282C-GX-3	US Treasury Note	1.A	8,450,262	99.1170	8,424,945	8,500,000	8,465,736	0	15,474	0	0	3.875	4.190	AO	56,102	164,688	05/19/2023	04/30/2025
0019999999	Subtotal - Bonds - U.S. Governments - Issuer Obligations					96,221,867	XXX	92,155,312	99,670,000	96,759,724	0	504,006	0	0	XXX	XXX	XXX	572,304	1,091,060	XXX	XXX
0109999999	Total - U.S. Government Bonds					96,221,867	XXX	92,155,312	99,670,000	96,759,724	0	504,006	0	0	XXX	XXX	XXX	572,304	1,091,060	XXX	XXX
0309999999	Total - All Other Government Bonds					0	XXX	0	0	0	0	0	0	0	XXX	XXX	XXX	0	0	XXX	XXX
13063D-QR-2	CALIFORNIA ST GO Cont Call	2	1.C FE	4,870,384	114.4050	4,232,985	3,700,000	4,392,695	0	(114,081)	0	0	5.000	1.580	AO	46,250	185,000	09/06/2019	10/01/2032
13063D-V0-8	CALIFORNIA ST GO Non Call	1.C FE	1,267,100	106.9880	1,069,880	1,000,000	1,124,286	0	(43,366)	0	0	5.000	0.570	MN	8,333	50,000	09/03/2020	11/01/2026
13063D-ZL-5	CALIFORNIA ST GO Non Call	1.C FE	6,519,200	109.6350	5,481,750	5,000,000	5,848,818	0	(218,524)	0	0	5.000	0.520	MN	41,667	250,000	11/30/2020	11/01/2027
20772K-CT-4	CONNECTICUT ST GO Call	2	1.D FE	1,895,654	110.4250	1,904,831	1,725,000	1,866,311	0	(29,185)	0	0	5.000	3.020	JD	3,833	86,250	12/28/2022	06/15/2034
56052A-YZ-3	MAINE ST GO Non Call	1.C FE	3,895,620	105.7640	3,172,920	3,000,000	3,231,775	0	(93,158)	0	0	5.000	1.720	JD	12,500	150,000	06/08/2016	06/01/2026
57582R-TH-9	MASSACHUSETTS ST GO Non Call	1.B FE	3,996,974	106.1710	3,386,855	3,190,000	3,552,962	0	(144,122)	0	0	5.000	0.420	JJ	79,750	159,500	11/24/2020	07/01/2026
57582R-UZ-7	MASSACHUSETTS ST GO Non Call	1.B FE	4,504,275	112.1230	3,784,151	3,375,000	4,031,293	0	(137,483)	0	0	5.000	0.750	MS	56,250	168,750	07/10/2020	09/01/2028
67752Z-3N-2	OHIO ST GO Non Call	1.A FE	4,428,935	106.7040	3,734,640	3,500,000	3,908,312	0	(149,031)	0	0	5.000	0.640	MS	51,528	175,000	06/18/2020	09/15/2026
93974D-UJ-3	WASHINGTON ST GO Cont Call	2	1.B FE	2,516,020	104.5900	2,091,800	2,000,000	2,113,401	0	(54,956)	0	0	5.000	2.091	JJ	50,000	100,000	02/17/2016	07/01/2027
93974E-JE-7	WASHINGTON ST GO Cont Call	2	1.B FE	4,587,040	112.5120	4,500,480	4,000,000	4,492,513	0	(66,895)	0	0	5.000	2.930	FA	83,333	200,000	07/27/2022	08/01/2038
0419999999	Subtotal - Bonds - U.S. States, Territories and Possessions - Issuer Obligations					38,481,202	XXX	33,360,292	30,490,000	34,562,366	0	(1,050,801)	0	0	XXX	XXX	XXX	433,444	1,524,500	XXX	XXX
0509999999	Total - U.S. States, Territories and Possessions Bonds					38,481,202	XXX	33,360,292	30,490,000	34,562,366	0	(1,050,801)	0	0	XXX	XXX	XXX	433,444	1,524,500	XXX	XXX
03667P-GH-9	ANTELOPE VLY CA GO Cont Call	2	1.C FE	350,000	77.9990	272,997	350,000	350,000	0	0	0	0	2.818	2.818	FA	4,110	9,863	02/14/2020	08/01/2038
040319-N4-3	ARGYLE TX INDEP GO Cont Call	2	1.A FE	3,094,343	116.4290	3,108,654	2,670,000	3,042,549	0	(37,072)	0	0	5.000	3.140	FA	50,433	137,208	07/21/2022	08/15/2036
167560-VU-2	CHICAGO IL MET W GO Non Call	1.B FE	2,336,985	117.6920	2,059,610	1,750,000	2,221,949	0	(56,003)	0	0	5.000	1.390	JD	7,292	87,500	11/17/2021	12/01/2031
184541-CA-6	CLEAR CREEK TX I GO Non Call	1.A FE	1,810,846	107.6720	1,523,559	1,415,000	1,616,143	0	(63,878)	0	0	5.000	0.413	FA	26,728	70,750	12/07/2020	02/15/2027
232769-GV-5	CYPRESS-FAIRBANK GO Non Call	1.A FE	4,929,560	104.9290	4,197,160	4,000,000	4,379,468	0	(177,421)	0	0	5.000	0.500	FA	75,556	200,000	10/28/2020	02/15/2026
346843-RE-7	FORT BEND TX IND GO Non Call	1.A FE	1,296,670	108.8120	1,088,120	1,000,000	1,161,983	0	(44,223)	0	0	5.000	0.483	FA	18,889	50,000	12/07/2020	08/15/2027
349461-DB-6	FORT WORTH TX IN GO Cont Call	2	1.A FE	620,508	104.7040	628,224	600,000	618,030	0	(1,887)	0	0	4.000	3.570	FA	9,067	22,533	08/18/2022	02/15/2038
486063-VH-0	KATY TX INDEP SC GO Non Call	1.A FE	3,052,250	104.9080	2,622,700	2,500,000	2,639,569	0	(63,479)	0	0	5.000	2.289	FA	47,222	125,000	01/12/2017	02/15/2026
517845-NY-5	LAS VEGAS VLY NV GO Non Call	1.C FE	3,703,197	115.6940	3,424,542	2,980,000	3,547,161	0	(85,814)	0	0	5.000	1.721	JD	12,333	148,000	02/16/2022	06/01/2030
56756T-BD-5	MARICOPA CNTY AZ GO Non Call	1.D FE	1,326,240	114.2610	1,142,610	1,000,000	1,237,632	0	(34,959)	0	0	5.000	1.190	JJ	25,000	50,000	05/21/2021	07/01/2030

ANNUAL STATEMENT FOR THE YEAR 2023 OF THE UnitedHealthcare Plan of the River Valley, Inc.

SCHEDULE D - PART 1

Showing All Long-Term BONDS Owned December 31 of Current Year

1	2	Codes			6	7	Fair Value		10	11	Change in Book/Adjusted Carrying Value				Interest				Dates		
		3	4	5			8	9			12	13	14	15	16	17	18	19	20	21	22
CUSIP Identification	Description	C o d e	F o r e i g n	B o n d Char	NAIC Designation, NAIC Designation Modifier and SVO Administrative Symbol	Actual Cost	Rate Used to Obtain Fair Value	Fair Value	Par Value	Book/ Adjusted Carrying Value	Unrealized Valuation Increase/ (Decrease)	Current Year's (Amor-tization)/ Accretion	Current Year's Other-Than-Temporary Impairment Recognized	Total Foreign Exchange Change in Book/ Adjusted Carrying Value	Rate of	Effective Rate of	When Paid	Admitted Amount Due and Accrued	Amount Received During Year	Acquired	Stated Contractual Maturity Date
081999999	Subtotal - Bonds - U.S. Special Revenues - Issuer Obligations					103,937,001	XXX	92,288,092	86,665,000	95,095,076	0	(2,079,786)	0	0	XXX	XXX	XXX	1,350,151	4,140,524	XXX	XXX
3128MJ-2L-3	FHLMC Pool G08778 MBS			4	1.A	292,965	.90	265,979	293,630	292,998	0	17	0	0	3.000	3.032	MON	734	8,809	03/28/2019	09/01/2047
3128MJ-3J-7	FHLMC Pool G08800 MBS			4	1.A	249,705	.93	231,743	247,674	249,489	0	(101)	0	0	3.500	3.403	MON	722	8,669	03/12/2019	02/01/2048
3128MJ-4A-5	FHLMC Pool G08816 MBS			4	1.A	360,573	.93	334,817	357,833	360,357	0	(63)	0	0	3.500	3.380	MON	1,044	12,524	03/19/2019	06/01/2048
3128MJ-6T-2	FHLMC Pool G08881 MBS			4	1.A	220,846	.93	201,059	215,459	220,485	0	(179)	0	0	3.500	3.134	MON	628	7,541	07/23/2019	06/01/2049
3128MJ-V5-6	FHLMC Pool G08635 MBS			4	1.A	263,362	.91	241,115	262,992	263,285	0	(32)	0	0	3.000	2.986	MON	657	7,890	03/27/2019	04/01/2045
3128MJ-XX-3	FHLMC Pool G08693 MBS			4	1.A	275,636	.93	252,837	270,211	275,078	0	(272)	0	0	3.500	3.230	MON	788	9,457	03/27/2019	02/01/2046
3128MJ-ZM-5	FHLMC Pool G08747 MBS			4	1.A	984,190	.90	896,038	986,039	984,257	0	26	0	0	3.000	3.028	MON	2,465	29,581	03/25/2019	01/01/2047
3128PU-WF-5	FHLMC Pool J15146 MBS			4	1.A	23,738	.99	22,332	22,332	22,537	0	(99)	0	0	4.500	3.574	MON	84	1,005	05/16/2011	04/01/2026
3128PV-F3-9	FHLMC Pool J15586 MBS			4	1.A	11,434	.99	10,708	10,755	10,860	0	(464)	0	0	4.500	3.591	MON	40	484	05/17/2011	06/01/2026
312926-2P-2	FHLMC Pool A80782 MBS			4	1.A	31,629	103	32,191	31,056	31,358	0	(21)	0	0	6.000	5.881	MON	155	1,863	09/24/2008	08/01/2038
31292L-YA-7	FHLMC Pool C04305 MBS			4	1.A	189,541	.92	167,627	181,760	187,519	0	(566)	0	0	3.000	2.534	MON	454	5,453	12/18/2012	11/01/2042
3131XY-WF-2	FHLMC Pool ZM5146 MBS			4	1.A	266,662	.96	238,823	247,626	265,141	0	(729)	0	0	4.000	3.104	MON	825	9,905	08/18/2020	12/01/2047
3132AE-EZ-5	FHLMC Pool ZT1952 MBS			4	1.A	149,262	.96	138,547	144,084	148,917	0	(168)	0	0	4.000	3.463	MON	480	5,763	07/26/2019	05/01/2049
3132AE-J8-0	FHLMC Pool ZT2087 MBS			4	1.A	251,670	.96	233,061	242,428	251,100	0	(172)	0	0	4.000	3.368	MON	808	9,697	07/30/2019	06/01/2049
3132DM-BC-8	FHLMC POOL SD0035 MBS			4	1.A	562,789	.91	460,000	553,194	561,754	0	(360)	0	0	3.000	2.785	MON	1,383	16,596	07/22/2019	04/01/2047
3132DQ-CC-8	FHLMC Pool SD2767 MBS			4	1.A	768,351	100	764,655	758,865	768,229	0	(122)	0	0	5.000	4.837	MON	3,162	25,296	04/25/2023	05/01/2053
3132DV-3P-8	FHLMC Pool SD8006 MBS			4	1.A	244,911	.96	226,706	235,970	244,263	0	(378)	0	0	4.000	3.499	MON	787	9,439	08/01/2019	08/01/2049
3132DV-7D-1	FHLMC Pool SD8092 MBS			4	1.A	1,716,125	.89	1,457,567	1,634,648	1,712,084	0	(1,875)	0	0	3.000	2.331	MON	4,087	49,039	05/10/2021	09/01/2050
3132GF-JS-7	FHLMC Pool Q02073 MBS			4	1.A	690,710	100	638,894	638,161	677,998	0	(8,146)	0	0	4.500	3.725	MON	2,393	28,717	04/27/2017	07/01/2041
3132GV-JF-0	FHLMC Pool Q09862 MBS			4	1.A	108,225	.94	105,945	105,249	105,945	0	(172)	0	0	3.500	2.930	MON	295	3,544	09/04/2012	08/01/2042
3132HQ-DB-5	FHLMC Pool Q13698 MBS			4	1.A	422,155	.92	371,615	403,132	415,751	0	(754)	0	0	3.000	2.640	MON	1,008	12,094	12/17/2012	12/01/2042
3132HQ-IM-1	FHLMC Pool Q13979 MBS			4	1.A	352,822	.91	308,965	337,024	351,784	0	3,936	0	0	3.000	0.991	MON	843	10,111	12/17/2012	12/01/2042
3132JA-PI-9	FHLMC Pool Q19036 MBS			4	1.A	190,981	.94	173,693	184,244	189,240	0	(663)	0	0	3.500	3.185	MON	537	6,448	12/09/2015	06/01/2043
3132L6-ST-9	FHLMC Pool V81430 MBS			4	1.A	348,087	.96	324,122	335,303	346,832	0	(151)	0	0	4.000	3.401	MON	1,118	13,412	04/08/2019	11/01/2044
3132MA-VC-2	FHLMC Pool Q29911 MBS			4	1.A	285,555	.93	254,788	271,391	281,995	0	(532)	0	0	3.500	3.060	MON	792	9,499	01/06/2015	11/01/2044
3132QL-BR-3	FHLMC Pool Q30047 MBS			4	1.A	85,409	.93	88,250	77,534	84,705	0	(489)	0	0	3.500	3.208	MON	241	2,887	12/09/2015	11/01/2044
3132QM-6F-3	FHLMC Pool Q31769 MBS			4	1.A	159,073	.96	144,659	149,650	156,760	0	(273)	0	0	4.000	3.507	MON	499	5,986	11/12/2015	03/01/2045
3132QN-XX-2	FHLMC Pool Q32493 MBS			4	1.A	217,044	.96	197,410	204,337	214,004	0	(377)	0	0	4.000	3.490	MON	681	8,173	07/29/2015	04/01/2045
3132WH-5N-1	FHLMC Pool Q44452 MBS			4	1.A	441,060	.90	403,210	443,172	441,225	0	68	0	0	3.000	3.062	MON	1,108	13,295	05/21/2019	11/01/2046
3132XU-SH-9	FHLMC Pool Q52319 MBS			4	1.A	499,680	.93	466,577	498,648	499,536	0	(59)	0	0	3.500	3.479	MON	1,454	17,453	02/28/2019	11/01/2047
3132Y1-VV-4	FHLMC Pool Q57923 MBS			4	1.A	286,243	.96	268,500	278,423	285,524	0	(276)	0	0	4.000	3.650	MON	928	11,137	04/02/2019	08/01/2048
3132Y2-RF-5	FHLMC Pool Q58585 MBS			4	1.A	158,408	.96	148,482	153,970	158,064	0	(156)	0	0	4.000	3.579	MON	513	6,159	04/05/2019	09/01/2048
31335A-HP-6	FHLMC Pool G60238 MBS			4	1.A	717,114	.94	645,628	686,644	714,344	0	(1,231)	0	0	3.500	2.875	MON	2,003	24,033	07/30/2019	10/01/2045
3133KK-AE-9	FHLMC Pool RA3605 MBS			4	1.A	2,113,781	.85	1,722,558	2,006,779	2,106,448	0	(3,007)	0	0	2.500	1.920	MON	4,181	50,169	12/03/2020	11/01/2050
3133KK-AH-2	FHLMC Pool RA3608 MBS			4	1.A	1,885,999	.85	1,732,282	1,787,677	1,880,405	0	(2,694)	0	0	2.500	1.803	MON	3,724	44,692	09/25/2020	09/01/2050
3133KK-D6-3	FHLMC Pool RA3725 MBS			4	1.A	2,117,934	.82	1,683,606	2,046,468	2,111,850	0	(2,323)	0	0	2.000	1.685	MON	3,411	40,929	09/21/2020	10/01/2050
3133KK-ND-7	FHLMC Pool RA3988 MBS			4	1.A	466,149	.85	378,413	441,651	464,476	0	(851)	0	0	2.500	1.913	MON	920	11,041	12/10/2020	11/01/2050
3136AN-GF-8	FNMA FNR 2015-22 HT RMBS			4	1.A	156,093	.94	141,362	149,932	152,486	0	75	0	0	3.000	2.655	MON	375	4,498	04/09/2015	04/25/2045
3138A2-BQ-1	FNMA Pool AH0946 MBS			4	1.A	46,526	.97	43,222	44,265	46,103	0	53	0	0	4.000	3.063	MON	148	1,771	06/11/2013	12/01/2040
3138AP-DP-0	FNMA Pool A19109 MBS			4	1.A	1,272,072	.97	1,148,001	1,178,697	1,243,750	0	1,923	0	0	4.000	3.232	MON	3,929	47,148	05/15/2012	05/01/2042
3138AT-CX-6	FNMA Pool AJ1885 MBS			4	1.A	5,729	.92	5,012	5,410	5,617	0	(10)	0	0	3.000	2.532	MON	14	162	12/10/2012	03/01/2042
3138AW-EN-9	FNMA Pool AJ4640 MBS			4	1.A	67,265	.97	62,230	63,730	66,224	0	(804)	0	0	4.000	3.432	MON	212	2,549	06/10/2013	10/01/2041
3138E9-YH-7	FNMA Pool AK5211 MBS			4	1.A	222,857	.96	204,285	211,898	215,242	0	303	0	0	3.000	1.813	MON	530	6,357	05/15/2012	04/01/2027
3138EE-7J-2	FNMA Pool AK9896 MBS			4	1.A	205,387	.94	182,486	192,485	204,469	0	2,993	0	0	3.500	0.335	MON	561	6,737	09/04/2012	07/01/2042

ANNUAL STATEMENT FOR THE YEAR 2023 OF THE UnitedHealthcare Plan of the River Valley, Inc.

SCHEDULE D - PART 1

Showing All Long-Term BONDS Owned December 31 of Current Year

1 CUSIP Identification	2 Description	Codes			6 NAIC Designation, NAIC Designation Modifier and SVO Administrative Symbol	7 Actual Cost	Fair Value		10 Par Value	11 Book/ Adjusted Carrying Value	Change in Book/Adjusted Carrying Value				Interest					Dates	
		3 Code	4 Designation	5 Bond Char			8 Rate Used to Obtain Fair Value	9 Fair Value			12 Unrealized Valuation Increase/ (Decrease)	13 Current Year's (Amor- tization)/ Accretion	14 Current Year's Other- Than- Temporary Impairment Recognized	15 Total Foreign Exchange Change in Book/ Adjusted Carrying Value	16 Rate of	17 Effective Rate of	18 When Paid	19 Admitted Amount Due and Accrued	20 Amount Received During Year	21 Acquired	22 Stated Contractual Maturity Date
3138EN-LE-7	FNMA Pool AL5724 MBS	4	AAA	4	1.A	286,013	99.3660	261,257	262,925	283,061	0	(865)	0	0	4.500	3.063	MON	986	11,832	01/14/2016	10/01/2044
3138EN-QA-0	FNMA Pool A15848 MBS	4	AAA	4	1.A	431,863	97.0350	408,244	420,720	430,471	0	(709)	0	0	4.000	3.610	MON	1,402	16,829	09/06/2018	09/01/2044
3138EP-YR-9	FNMA Pool AL7019 MBS	4	AAA	4	1.A	316,267	94.7620	293,825	310,065	315,785	0	161	0	0	3.500	2.899	MON	904	10,852	04/01/2019	11/01/2042
3138EQ-K8-4	FNMA Pool AL7518 MBS	4	AAA	4	1.A	291,171	93.9000	256,271	272,919	288,440	0	(1,349)	0	0	3.500	2.654	MON	796	9,552	07/21/2016	10/01/2045
3138ER-FX-3	FNMA Pool AL9181 MBS	4	AAA	4	1.A	850,152	91.2150	748,450	820,536	846,931	0	(779)	0	0	3.000	2.399	MON	2,051	24,616	11/04/2016	10/01/2046
3138M4-E3-2	FNMA Pool AP1053 MBS	4	AAA	4	1.A	308,991	94.5980	273,896	289,538	302,295	0	(977)	0	0	3.500	2.965	MON	844	10,134	09/04/2012	07/01/2042
3138M4-TC-6	FNMA Pool AP1446 MBS	4	AAA	4	1.A	293,297	94.8250	259,964	274,150	291,790	0	4,408	0	0	3.500	0.746	MON	800	9,595	09/05/2012	08/01/2042
3138M7-6J-9	FNMA Pool AP4472 MBS	4	AAA	4	1.A	56,610	94.6390	50,217	53,062	56,011	0	(18)	0	0	3.500	2.297	MON	155	1,857	09/06/2012	08/01/2042
3138M9-3C-3	FNMA Pool AP6194 MBS	4	AAA	4	1.A	110,140	94.5640	97,113	102,695	107,646	0	(191)	0	0	3.500	2.905	MON	300	3,594	09/05/2012	08/01/2042
3138M9-VP-3	FNMA Pool AP6021 MBS	4	AAA	4	1.A	531,883	92.0580	477,843	519,068	528,301	0	(969)	0	0	3.000	2.772	MON	1,298	15,572	01/07/2015	04/01/2043
3138MK-VC-7	FNMA Pool AQ4210 MBS	4	AAA	4	1.A	823,684	92.0570	719,793	781,901	809,794	0	(1,066)	0	0	3.000	2.566	MON	1,955	23,457	12/10/2012	11/01/2042
3138MS-AA-1	FNMA Pool AQ9926 MBS	4	AAA	4	1.A	318,059	92.0580	278,399	302,418	312,635	0	(766)	0	0	3.000	2.609	MON	756	9,073	12/17/2012	12/01/2042
3138MW-XS-3	FNMA Pool AR0688 MBS	4	AAA	4	1.A	54,969	93.5220	48,968	52,360	54,160	0	(74)	0	0	3.000	2.556	MON	131	1,571	12/17/2012	12/01/2042
3138WC-F3-2	FNMA Pool AS2885 MBS	4	AAA	4	1.A	298,770	93.6990	273,115	291,483	296,721	0	(157)	0	0	3.500	3.289	MON	850	10,202	07/08/2014	07/01/2044
3138WF-IM-5	FNMA Pool AS5778 MBS	4	AAA	4	1.A	207,903	93.4440	191,461	204,894	207,608	0	(12)	0	0	3.500	3.238	MON	598	7,171	04/01/2019	09/01/2045
3138WG-YP-3	FNMA Pool AS7017 MBS	4	AAA	4	1.A	659,233	93.4440	583,725	624,680	651,596	0	(1,139)	0	0	3.500	3.043	MON	1,822	21,864	05/02/2016	04/01/2046
3138WJ-JD-1	FNMA Pool AS8359 MBS	4	AAA	4	1.A	555,573	90.5410	476,621	526,415	553,133	0	(1,455)	0	0	3.000	2.438	MON	1,316	15,792	06/04/2021	11/01/2046
3138WK-3E-3	FNMA Pool AS9796 MBS	4	AAA	4	1.A	391,969	93.8830	369,553	393,630	392,033	0	36	0	0	3.500	3.552	MON	1,148	13,777	09/06/2018	06/01/2047
3138X9-XE-0	FNMA Pool AS9676 MBS	4	AAA	4	1.A	293,073	96.5300	288,671	278,330	292,095	0	(201)	0	0	4.000	3.121	MON	928	11,133	07/30/2019	05/01/2047
3138X9-MS-4	FNMA Pool AU9656 MBS	4	AAA	4	1.A	225,804	99.3660	206,853	208,174	221,232	0	(604)	0	0	4.500	3.784	MON	781	9,368	11/13/2015	09/01/2043
3138XE-TZ-1	FNMA Pool AV3267 MBS	4	AAA	4	1.A	213,346	101.0870	192,478	190,408	207,525	0	(716)	0	0	5.000	3.950	MON	793	9,520	05/19/2015	12/01/2043
3138Y7-D9-0	FNMA Pool AX5527 MBS	4	AAA	4	1.A	475,812	93.4380	417,638	446,969	469,229	0	(5,095)	0	0	3.500	3.005	MON	1,304	15,644	06/17/2016	06/01/2046
3138YA-FD-2	FNMA Pool AX8263 MBS	4	AAA	4	1.A	202,618	96.5310	183,652	190,251	199,434	0	(387)	0	0	4.000	3.483	MON	634	7,610	07/28/2015	12/01/2044
3138YB-DG-5	FNMA Pool AX9102 MBS	4	AAA	4	1.A	578,076	99.3660	527,586	530,954	566,160	0	(1,466)	0	0	4.500	3.785	MON	1,991	23,893	09/01/2015	11/01/2044
3138YN-MS-3	FNMA Pool AY8468 MBS	4	AAA	4	1.A	562,826	96.5290	509,234	527,546	554,191	0	(1,117)	0	0	4.000	3.473	MON	1,758	21,102	11/05/2015	08/01/2045
3140E0-60-3	FNMA Pool AZ8078 MBS	4	AAA	4	1.A	78,607	93.8460	70,975	75,629	77,880	0	(99)	0	0	3.500	3.180	MON	221	2,647	10/30/2015	08/01/2045
3140EW-AM-7	FNMA Pool BC1811 MBS	4	AAA	4	1.A	367,825	91.5550	324,541	354,477	365,383	0	(1,985)	0	0	3.000	2.611	MON	886	10,634	06/16/2016	04/01/2046
3140F0-US-1	FNMA Pool BC5092 MBS	4	AAA	4	1.A	473,246	93.8540	417,158	444,477	466,490	0	(5,203)	0	0	3.500	2.906	MON	1,296	15,557	06/17/2016	11/01/2043
3140F1-YH-9	FNMA Pool BC6111 MBS	4	AAA	4	1.A	920,762	94.4940	810,186	857,395	916,447	0	2,535	0	0	3.500	1.664	MON	2,501	30,009	08/15/2016	06/01/2046
3140F5-DT-7	FNMA Pool BC9113 MBS	4	AAA	4	1.A	175,100	94.2510	154,148	163,549	172,510	0	(376)	0	0	3.500	2.952	MON	477	5,724	06/12/2016	05/01/2046
3140F9-RX-5	FNMA Pool BD2301 MBS	4	AAA	4	1.A	469,948	91.5600	412,682	450,722	465,574	0	(648)	0	0	3.000	2.668	MON	1,127	13,522	08/05/2016	06/01/2046
3140GP-4K-1	FNMA Pool BH1725 MBS	4	AAA	4	1.A	419,349	96.4570	382,951	397,017	415,113	0	(3,225)	0	0	4.000	3.555	MON	1,323	15,881	07/18/2017	06/01/2047
3140J6-GP-6	FNMA Pool BM2005 MBS	4	AAA	4	1.A	228,275	96.5190	213,216	220,905	227,613	0	(290)	0	0	4.000	3.530	MON	736	8,836	04/09/2016	03/01/2047
3140J8-IR-1	FNMA Pool BM3967 MBS	4	AAA	4	1.A	577,984	97.3230	523,381	537,777	574,173	0	(1,849)	0	0	4.000	2.957	MON	1,793	21,511	08/19/2019	11/01/2046
3140J8-VO-3	FNMA Pool BM4222 MBS	4	AAA	4	1.A	1,309,076	92.0610	1,170,674	1,271,623	1,304,447	0	(1,765)	0	0	3.000	2.616	MON	3,179	38,149	09/23/2019	01/01/2044
3140J9-QR-5	FNMA Pool BM4963 MBS	4	AAA	4	1.A	434,400	90.8300	385,266	424,161	433,345	0	(338)	0	0	3.000	2.730	MON	1,060	12,725	10/11/2019	05/01/2048
3140J9-SN-2	FNMA Pool BM5024 MBS	4	AAA	4	1.A	350,671	90.2000	309,037	342,615	350,014	0	(255)	0	0	3.000	2.687	MON	857	10,278	01/07/2020	11/01/2048
3140J9-U8-2	FNMA Pool BM5106 MBS	4	AAA	4	1.A	487,913	98.7370	448,109	453,840	486,308	0	(281)	0	0	4.500	2.999	MON	1,702	20,423	08/14/2019	12/01/2048
3140JA-EM-6	FNMA Pool BM5539 MBS	4	AAA	4	1.A	637,957	101.1130	587,002	632,569	652,569	0	(3,266)	0	0	5.000	3.936	MON	2,419	29,027	09/11/2019	01/01/2049
3140JA-FG-8	FNMA Pool BM5566 MBS	4	AAA	4	1.A	242,632	98.8710	227,893	230,495	241,862	0	(126)	0	0	4.500	3.648	MON	864	10,372	04/24/2019	02/01/2049
3140JA-ND-6	FNMA Pool BM5787 MBS	4	AAA	4	1.A	251,828	96.6220	235,733	243,975	251,000	0	(415)	0	0	4.000	3.609	MON	813	9,759	04/16/2019	08/01/2047
3140JA-PG-7	FNMA Pool BM5822 MBS	4	AAA	4	1.A	487,221	90.8300	438,230	482,472	486,728	0	(159)	0	0	3.000	2.874	MON	1,206	14,474	06/19/2019	11/01/2048
3140KE-HY-7	FNMA Pool BP6546 MBS	4	AAA	4	1.A	1,935,769	89.1810	1,641,437	1,840,577	1,931,860	0	(1,357)	0	0	3.000	2.199	MON	4,601	55,217	06/04/2021	08/01/2050
3140Q7-5V-5	FNMA Pool CA0858 MBS	4	AAA	4	1.A	421,795	93.4410	382,650	409,510	420,792	0	(324)	0	0	3.500	3.068	MON	1,194	14,333	07/23/2019	12/01/2047
3140QA-AJ-9	FNMA Pool CA2708 MBS	4	AAA	4	1.A	356,861	96.0340	335,050	348,889	356,194	0	(355)	0	0	4.000	3.647	MON	1,163	13,955	02/12/2019	05/01/2048

E10.3

ANNUAL STATEMENT FOR THE YEAR 2023 OF THE UnitedHealthcare Plan of the River Valley, Inc.

SCHEDULE D - PART 1

Showing All Long-Term BONDS Owned December 31 of Current Year

1 CUSIP Identification	2 Description	Codes			6 NAIC Designation, NAIC Designation Modifier and SVO Administrative Symbol	7 Actual Cost	Fair Value		10 Par Value	11 Book/ Adjusted Carrying Value	Change in Book/Adjusted Carrying Value				Interest				Dates		
		3 Code	4 F o r e i g n	5 Bond Char			8 Rate Used to Obtain Fair Value	9 Fair Value			12 Unrealized Valuation Increase/ (Decrease)	13 Current Year's (Amortization)/ Accretion	14 Current Year's Other-Than-Temporary Impairment Recognized	15 Total Foreign Exchange Change in Book/ Adjusted Carrying Value	16 Rate of	17 Effective Rate of	18 When Paid	19 Admitted Amount Due and Accrued	20 Amount Received During Year	21 Acquired	22 Stated Contractual Maturity Date
31400B-2E-7	FNMA Pool CA4372 MBS			4	1.A	128,066	98,3960	116,855	118,760	127,707	0	(163)	0	0	4.500	3.040	MON	445	5,344	07/24/2020	10/01/2049
31400C-4B-9	FNMA Pool FM2963 MBS			4	1.A	992,522	89,4640	841,164	940,222	989,431	0	(345)	0	0	3.000	2.222	MON	2,351	28,207	05/20/2020	02/01/2050
31400E-DS-8	FNMA Pool CA6412 MBS			4	1.A	1,975,814	85,7900	1,608,342	1,874,753	1,970,226	0	(2,485)	0	0	2.500	1.800	MON	3,906	46,869	12/17/2020	07/01/2050
31400E-LU-4	FNMA Pool CA6638 MBS			4	1.A	1,826,688	85,6960	1,484,445	1,732,227	1,821,549	0	(1,254)	0	0	2.500	1.716	MON	3,609	43,306	12/01/2020	08/01/2050
31400E-XQ-0	FNMA Pool CA6986 MBS			4	1.A	1,039,683	82,6280	827,705	1,001,727	1,036,759	0	(742)	0	0	2.000	1.627	MON	1,670	20,035	10/16/2020	09/01/2050
31400F-5E-5	FNMA Pool CA8044 MBS			4	1.A	1,143,222	85,6950	928,821	1,083,863	1,138,726	0	(2,326)	0	0	2.500	2.006	MON	2,258	27,097	01/20/2021	12/01/2050
31400F-5F-2	FNMA Pool CA8045 MBS			4	1.A	2,240,987	85,8510	1,819,024	2,118,823	2,234,024	0	(3,878)	0	0	2.500	1.794	MON	4,414	52,971	12/17/2020	12/01/2050
31400F-A3-3	FNMA Pool CA7225 MBS			4	1.A	1,722,688	82,2620	1,364,669	1,658,924	1,719,335	0	(126)	0	0	2.000	1.448	MON	2,765	33,179	10/14/2020	10/01/2050
31400F-S2-6	FNMA Pool CA7725 MBS			4	1.A	1,945,259	85,6960	1,662,398	1,841,393	1,937,790	0	(2,784)	0	0	2.500	1.919	MON	3,836	46,035	12/01/2020	11/01/2050
31400F-S4-2	FNMA Pool CA7738 MBS			4	1.A	2,049,296	85,6580	1,662,398	1,940,736	2,042,541	0	(125)	0	0	2.500	1.864	MON	4,043	48,518	12/16/2020	11/01/2050
31400G-A9-8	FNMA Pool CA8131 MBS			4	1.A	2,207,993	85,6760	1,789,920	2,089,171	2,201,184	0	(1,942)	0	0	2.500	1.787	MON	4,352	52,229	01/06/2021	12/01/2050
31400G-AU-1	FNMA Pool CA8118 MBS			4	1.A	2,495,762	82,2370	1,974,676	2,401,214	2,488,687	0	(2,486)	0	0	2.000	1.620	MON	4,002	48,024	12/11/2020	12/01/2050
31400K-GB-8	FNMA Pool CB0193 MBS			4	1.A	2,347,043	89,3610	1,974,842	2,209,957	2,340,977	0	(2,116)	0	0	3.000	2.108	MON	5,525	66,299	05/10/2021	04/01/2051
31400K-NE-4	FNMA Pool CB0388 MBS			4	1.A	2,601,661	85,6950	2,149,150	2,507,908	2,596,395	0	(1,530)	0	0	2.500	2.078	MON	5,225	62,698	05/13/2021	05/01/2051
3140X4-DF-0	FNMA Pool FM1001 MBS			4	1.A	380,630	93,4420	345,570	369,824	379,676	0	(442)	0	0	3.500	3.129	MON	1,079	12,944	06/25/2019	11/01/2048
3140X4-DO-6	FNMA Pool FM1010 MBS			4	1.A	492,722	93,4420	444,973	476,204	491,216	0	(389)	0	0	3.500	3.071	MON	1,389	16,667	09/12/2019	07/01/2048
3140X4-PB-6	FNMA Pool FM1317 MBS			4	1.A	705,270	96,4780	643,337	666,824	701,570	0	(1,314)	0	0	4.000	3.361	MON	2,223	26,673	10/11/2019	10/01/2048
3140X4-TQ-9	FNMA Pool FM1458 MBS			4	1.A	675,493	98,6240	632,310	641,132	672,754	0	(1,735)	0	0	4.500	3.830	MON	2,404	28,851	09/18/2019	04/01/2049
3140X6-JH-5	FNMA Pool FM2963 MBS			4	1.A	1,236,541	90,2580	1,053,060	1,166,720	1,231,936	0	(1,825)	0	0	3.000	2.243	MON	2,917	35,001	05/20/2020	02/01/2050
3140X8-3G-0	FNMA Pool FM5298 MBS			4	1.A	1,554,275	92,9580	1,364,644	1,468,028	1,550,699	0	(1,427)	0	0	3.500	2.635	MON	4,282	51,381	05/20/2021	10/01/2050
3140XJ-D9-1	FNMA Pool FS2827 MBS			4	1.A	1,370,867	95,0920	1,337,228	1,406,243	1,371,578	0	467	0	0	4.000	4.324	MON	4,687	56,250	09/08/2022	09/01/2052
3140XJ-KH-5	FNMA Pool FS2995 MBS			4	1.A	5,058,247	100,7990	5,045,819	5,005,843	5,056,207	0	(1,615)	0	0	5.500	5.435	MON	22,943	275,321	10/05/2022	10/01/2052
3140XJ-S5-3	FNMA Pool FS3239 MBS			4	1.A	5,448,133	93,1920	5,493,542	5,894,853	5,457,489	0	8,371	0	0	3.500	4.516	MON	17,193	206,320	11/30/2022	08/01/2050
3140XK-UJ-8	FNMA Pool FS4196 MBS			4	1.A	861,995	98,5180	854,827	867,689	862,033	0	39	0	0	4.500	4.602	MON	3,254	22,777	04/25/2023	10/01/2050
31412V-AG-3	FNMA Pool 935707 MBS			4	1.A	7,854	100,5720	7,416	7,374	7,606	0	143	0	0	5.000	(5,948)	MON	31	369	11/30/2009	11/01/2024
31416T-2S-7	FNMA Pool AA9784 MBS			4	1.A	7,786	100,5720	7,541	7,498	7,505	0	(12)	0	0	5.000	3.611	MON	31	375	06/30/2009	07/01/2024
31416V-Y6-5	FNMA Pool AB0732 MBS			4	1.A	149,852	97,6460	137,677	140,996	147,354	0	(397)	0	0	4.000	3.367	MON	470	5,640	07/18/2017	06/01/2039
31417A-QE-2	FNMA Pool AB4052 MBS			4	1.A	330,412	97,3960	301,858	309,927	326,152	0	(1,884)	0	0	4.000	3.135	MON	1,033	12,397	12/09/2015	12/01/2041
31417G-TY-2	FNMA Pool AB9566 MBS			4	1.A	626,559	92,0570	562,896	611,463	621,918	0	(3,583)	0	0	3.000	2.803	MON	1,529	18,344	01/07/2015	06/01/2043
31418B-66-6	FNMA Pool MA2670 MBS			4	1.A	254,700	91,1800	232,273	254,740	254,657	0	(17)	0	0	3.000	2.993	MON	637	7,642	03/27/2019	07/01/2046
31418C-V2-7	FNMA Pool MA3332 MBS			4	1.A	390,062	93,4420	364,522	390,107	389,963	0	(41)	0	0	3.500	3.500	MON	1,138	13,654	04/05/2018	04/01/2048
31418C-ZJ-6	FNMA Pool MA3444 MBS			4	1.A	238,062	98,3120	225,397	229,267	237,423	0	(254)	0	0	4.500	3.897	MON	860	10,317	03/18/2019	08/01/2048
31418D-2N-1	FNMA Pool MA4380 MBS			4	1.A	1,540,478	88,8750	1,302,309	1,465,323	1,537,191	0	(1,306)	0	0	3.000	2.267	MON	3,663	43,960	06/04/2021	07/01/2051
31418D-CB-6	FNMA Pool MA3665 MBS			4	1.A	244,370	98,5930	230,367	233,654	243,832	0	(295)	0	0	4.500	3.637	MON	876	10,515	06/25/2019	05/01/2049
31418D-N7-3	FNMA Pool MA4013 MBS			4	1.A	2,298,149	92,9460	2,212,610	2,380,538	2,305,031	0	4,333	0	0	2.500	3.247	MON	4,959	59,513	05/17/2022	05/01/2035
31418D-YB-2	FNMA Pool MA4305 MBS			4	1.A	2,788,939	82,1330	2,292,785	2,791,556	2,788,885	0	(26)	0	0	2.000	2.004	MON	4,653	55,831	11/18/2021	04/01/2051
35563P-JF-7	FHLMC SCRT-2019-1 MA RMBS			4	1.A	585,499	94,6870	551,226	582,158	582,980	0	(91)	0	0	3.500	3.413	MON	1,698	20,376	03/07/2019	07/25/2058
35563P-JK-6	FHLMC 2019-1 M5D RMBS			4	1.A	846,868	92,9630	768,651	826,836	836,822	0	(1,542)	0	0	4.000	3.654	MON	2,756	33,073	03/07/2019	07/25/2058
0829999999. Subtotal - Bonds - U.S. Special Revenues - Residential Mortgage-Backed Securities						93,161,515	XXX	82,223,315	90,314,601	92,792,575	0	(81,807)	0	0	XXX	XXX	XXX	242,546	2,881,657	XXX	XXX
3137BP-VM-8	FHLMC FHMS K152 A1 CMBS			4	1.A	938,800	93,9270	864,546	920,445	925,412	0	(1,389)	0	0	2.830	2.612	MON	2,171	26,049	06/01/2016	05/25/2030
0839999999. Subtotal - Bonds - U.S. Special Revenues - Commercial Mortgage-Backed Securities						938,800	XXX	864,546	920,445	925,412	0	(1,389)	0	0	XXX	XXX	XXX	2,171	26,049	XXX	XXX
0909999999. Total - U.S. Special Revenues Bonds						198,037,316	XXX	175,355,953	177,900,046	188,813,063	0	(2,162,982)	0	0	XXX	XXX	XXX	1,594,868	7,048,230	XXX	XXX
00138C-AS-7	AIG GLOBAL FUNDI Corp Note Non Cal I 144A				1.F FE	1,015,155	97,6540	1,042,945	1,088,000	1,044,794	0	29,639	0	0	0.650	5.514	JD	251	6,923	05/23/2023	06/17/2024

E10.4

ANNUAL STATEMENT FOR THE YEAR 2023 OF THE UnitedHealthcare Plan of the River Valley, Inc.

SCHEDULE D - PART 1

Showing All Long-Term BONDS Owned December 31 of Current Year

1	2	Codes			6	7	Fair Value		10	11	Change in Book/Adjusted Carrying Value				Interest					Dates	
		3	4	5			8	9			12	13	14	15	16	17	18	19	20	21	22
CUSIP Identification	Description	C o d e	F o r e i g n	B o n d C h a r	NAIC Designation, NAIC Designation Modifier and SVO Administrative Symbol	Actual Cost	Rate Used to Obtain Fair Value	Fair Value	Par Value	Book/ Adjusted Carrying Value	Unrealized Valuation Increase/ (Decrease)	Current Year's (Amortization)/ Accretion	Current Year's Other-Than-Temporary Impairment Recognized	Total Foreign Exchange Change in Book/ Adjusted Carrying Value	Rate of	Effective Rate of	When Paid	Admitted Amount Due and Accrued	Amount Received During Year	Acquired	Stated Contractual Maturity Date
224044-CG-0	COX COMMUNICATIONS INC Corp Note Call MW 144A	2			2.B FE	737,029	.96 0280	734,614	765,000	756,207	.0	3,020	.0	.0	3.350	3.801	MS	7,546	25,628	11/17/2016	09/15/2026
22966R-AJ-5	CUBESMART LP Corp Note Call MW	2			2.B FE	1,354,339	.83 2940	1,136,963	1,365,000	1,356,349	.0	946	.0	.0	2.500	2.587	FA	12,892	34,125	11/18/2021	02/15/2032
233853-AL-4	DAIMLER TRUCK FINAN NA Corp Note Non Call 144A				2.A FE	1,420,745	.97 8750	1,427,996	1,459,000	1,422,071	.0	1,326	.0	.0	3.500	5.597	AO	11,915	.0	12/13/2023	04/07/2025
244199-BJ-3	DEERE & CO Corp Note Call MW	1			1.F FE	1,174,619	.92 7960	951,159	1,025,000	1,125,531	.0	(15,830)	.0	.0	3.100	1.400	AO	6,708	31,775	11/06/2020	04/15/2030
25389J-AU-0	DIGITAL REALTY Corp Note Call MW	2			2.B FE	1,270,563	.93 8740	1,173,425	1,250,000	1,261,985	.0	(2,062)	.0	.0	3.600	3.398	JJ	22,500	45,000	07/23/2019	07/01/2029
25389J-AV-8	DIGITAL REALTY Corp Note Call MW	2			2.B FE	670,646	.87 9630	689,270	676,000	671,643	.0	934	.0	.0	5.550	5.731	JJ	17,300	30,014	11/29/2022	01/15/2028
254687-FV-3	WALT DISNEY COMPANY/THE Corp Note MW	1			1.G FE	698,187	.94 6610	662,627	700,000	699,333	.0	319	.0	.0	1.750	1.798	JJ	5,717	12,250	05/11/2020	01/13/2026
254687-FX-9	WALT DISNEY COMPANY/THE Corp Note MW	1			1.G FE	1,104,667	.89 0100	939,056	1,055,000	1,089,701	.0	(4,602)	.0	.0	2.650	2.138	JJ	13,047	27,958	09/01/2020	01/13/2031
256746-AH-1	DOLLAR TREE Corp Note Call MW	2			2.B FE	960,548	.97 9090	905,658	925,000	950,782	.0	(5,715)	.0	.0	4.200	3.469	MN	4,964	38,850	03/30/2022	05/15/2028
257375-AN-5	DOMINION ENERGY Corp Note Call MW	2			2.A FE	599,610	.97 4320	584,592	600,000	599,928	.0	81	.0	.0	2.500	2.514	MN	1,917	15,000	11/18/2019	11/15/2024
25746U-DL-0	DOMINION ENERGY INC Corp Note Call MW	2			2.B FE	728,956	.82 8910	605,104	730,000	729,185	.0	194	.0	.0	2.250	2.266	FA	6,205	16,425	08/10/2021	08/15/2031
26442C-AY-0	DUKE ENERGY CAROLINAS Corp Note Call MW	2			1.F FE	1,623,001	.88 9930	1,446,136	1,625,000	1,623,817	.0	97	.0	.0	2.450	2.464	FA	15,040	39,813	08/12/2019	08/15/2029
26442E-AJ-9	DUKE ENERGY OHIO INC Corp Note Call MW	1			1.F FE	526,705	.103 0990	543,332	527,000	526,731	.0	26	.0	.0	5.250	5.257	AO	6,917	14,525	03/20/2023	04/01/2033
26875P-AP-6	EOG RESOURCES IN Corp Note Call MW	1			1.G FE	261,886	.99 1180	237,883	240,000	246,669	.0	(3,596)	.0	.0	4.150	2.552	JJ	4,593	9,960	07/30/2019	01/15/2026
26884A-BG-7	ERP OPERATING LP Corp Note Call MW	2			1.G FE	628,879	.95 1340	599,344	630,000	629,555	.0	115	.0	.0	3.250	3.271	FA	8,531	20,475	07/31/2017	08/01/2027
26884A-BJ-1	ERP OPERATING LP Corp Note Call MW	2			1.G FE	720,665	.95 6180	693,231	725,000	723,026	.0	432	.0	.0	3.500	3.571	MS	8,458	25,375	02/01/2018	03/01/2028
29278N-AQ-6	ENERGY TRANSFER LP Corp Note Call MW	2			2.C FE	985,749	.92 9090	885,472	910,000	965,415	.0	(8,222)	.0	.0	3.750	2.665	MN	4,360	34,125	06/23/2021	05/15/2030
29364G-AL-7	ENTERGY CORP Corp Note Call MW	1			2.B FE	1,140,996	.88 0650	1,012,748	1,150,000	1,143,949	.0	841	.0	.0	2.800	2.890	JD	1,431	32,200	03/10/2025	06/15/2030
29379V-BV-4	ENTERPRISE PRODUCTS OPER Corp Note Call MW	2			1.G FE	979,485	.93 5810	912,415	975,000	977,601	.0	(439)	.0	.0	3.125	3.071	JJ	12,780	30,469	07/24/2019	07/31/2029
29444U-BK-1	EQUINIX INC Corp Note Call MW	2			2.B FE	1,898,081	.93 3310	1,773,289	1,900,000	1,899,326	.0	389	.0	.0	1.000	1.021	MS	5,594	19,000	09/23/2020	09/15/2025
29717P-AP-2	ESSEX PORTFOLIO Corp Note Call MW	2			2.A FE	1,695,699	.97 7380	1,661,546	1,700,000	1,699,383	.0	475	.0	.0	3.500	3.530	AO	14,875	59,500	03/10/2015	04/01/2025
29736R-AN-0	ESTEE LAUDER CO INC Corp Note Call MW	2			1.F FE	343,002	.97 1950	335,323	345,000	344,621	.0	406	.0	.0	2.000	2.122	JD	575	6,900	11/19/2019	12/01/2024
30161N-AU-5	EXELON CORP Corp Note Call MW	2			2.B FE	1,620,463	.96 8650	1,501,408	1,550,000	1,573,611	.0	(11,107)	.0	.0	3.400	2.628	AO	11,126	52,700	08/02/2019	04/15/2026
30225V-AG-2	EXTRA SPACE STORAGE LP Corp Note Call MW	2			2.B FE	1,323,060	.81 5820	1,081,001	1,325,000	1,323,439	.0	170	.0	.0	2.350	2.366	MS	9,168	31,138	09/14/2021	03/15/2032
31428X-BV-7	FEDEX CORP Corp Note Call	2			2.B FE	647,829	.92 5800	601,770	650,000	648,709	.0	208	.0	.0	3.100	3.139	FA	8,172	20,150	07/22/2019	08/05/2029
31620M-BQ-8	FIDELITY NATL IN Corp Note MW	1			2.B FE	1,344,206	.99 1330	1,333,339	1,345,000	1,344,956	.0	266	.0	.0	0.600	0.620	MS	2,690	8,070	02/23/2021	03/01/2024
37045X-DK-9	GENERAL MOTORS FINL CO Corp Note Call MW	2			2.B FE	1,192,825	.91 6650	1,095,397	1,195,000	1,193,918	.0	432	.0	.0	1.500	1.538	JD	1,046	17,925	06/07/2021	06/10/2026
37045X-DL-7	GENERAL MOTORS FINL CO Corp Note Call MW	2			2.B FE	1,313,904	.83 8990	1,099,077	1,310,000	1,313,139	.0	(385)	.0	.0	2.700	2.663	JD	2,063	35,370	12/17/2022	06/10/2031
373334-KQ-3	GEORGIA POWER CO Corp Note Call MW	1			2.A FE	838,326	.99 6630	838,166	841,000	838,699	.0	219	.0	.0	4.700	4.740	MN	5,051	39,527	05/02/2022	05/15/2032
375558-BX-0	GILEAD SCIENCES INC Corp Note Call MW	2			2.A FE	734,361	.89 0380	654,429	735,000	734,651	.0	90	.0	.0	1.200	1.213	AO	2,205	8,820	09/23/2020	10/01/2027
38141G-VX-9	GOLDMAN SACHS GROUP INC Corp Note Call	2			2.A FE	3,270,094	.101 8810	3,183,781	3,125,000	3,124,893	.0	(98,995)	.0	.0	7.402	0.399	JAJO	40,477	215,693	11/24/2020	10/28/2027
38141G-WB-6	GOLDMAN SACHS GROUP INC Corp Note Call MW	2			2.A FE	797,081	.97 2950	763,766	785,000	788,225	.0	(1,475)	.0	.0	3.850	3.642	JJ	13,012	30,223	05/02/2017	01/26/2027
38141G-WQ-3	GOLDMAN SACHS GROUP INC Corp Note Call MW	2			2.A FE	975,000	.98 3200	958,620	975,000	975,000	.0	.0	.0	.0	3.272	3.272	MS	8,153	31,902	09/26/2017	09/29/2025
38141G-WZ-3	GOLDMAN SACHS GROUP INC Corp Note Call MW	2			2.A FE	1,929,942	.96 8000	1,742,400	1,800,000	1,868,834	.0	(14,553)	.0	.0	4.223	3.269	MN	12,669	76,014	07/22/2019	05/01/2029
38141G-ZM-9	GOLDMAN SACHS GROUP INC Corp Note Call MW	2			1.F FE	1,240,710	.85 8710	1,288,065	1,500,000	1,265,523	.0	19,527	.0	.0	3.102	5.279	FA	16,415	46,530	09/19/2022	02/24/2033
38143U-BH-7	GOLDMAN SACHS GP Corp Note Call	2			2.A FE	528,145	.97 7290	488,645	500,000	506,426	.0	(3,229)	.0	.0	3.750	3.050	FA	6,563	18,750	08/04/2016	02/25/2026
404119-CK-3	HCA INC Corp Note Call MW	1			2.C FE	949,414	.89 4570	867,733	970,000	950,261	.0	847	.0	.0	3.625	3.917	MS	10,353	17,581	08/07/2023	03/15/2032
40428H-VL-3	HSBC USA INC Corp Note Non Call				1.F FE	2,349,878	.100 5590	2,361,125	2,348,000	2,349,841	.0	(37)	.0	.0	5.625	5.550	MS	38,155	.0	12/12/2023	03/17/2025
42250P-AC-7	HEALTHPEAK PROP Corp Note Call MW	1			2.A FE	1,702,903	.89 7860	1,530,851	1,705,000	1,703,818	.0	373	.0	.0	1.350	1.373	FA	9,591	23,018	06/30/2021	02/01/2027
42824C-BL-2	HP ENTERPRISE CO Corp Note Non Call	1			2.B FE	448,704	.100 2790	450,253	449,000	448,857	.0	154	.0	.0	5.900	5.944	AO	6,623	13,981	03/07/2023	10/01/2024
437076-CJ-9	HOME DEPOT INC Corp Note Call MW	2			1.F FE	1,642,172	.83 7170	1,389,702	1,660,000	1,645,626	.0	1,707	.0	.0	1.875	1.997	MS	9,165	31,125	12/17/2021	09/15/2031
440452-AG-5	HORMEL FOODS ORP Corp Note Call MW	1			1.G FE	117,979	.98 0270	115,672	118,000	117,997	.0	.7	.0	.0	0.650	0.656	JD	60	767	05/25/2021	06/03/2024
452327-AP-4	ILLUMINA INC Corp Note Call MW	2			2.B FE	368,494	.102 7030	378,974	369,000	368,589	.0	90	.0	.0	5.750	5.782	JD	1,061	21,218	11/29/2022	12/13/2027
45866F-AT-1	INTERCONTINENT Corp Note Call MW	2			1.G FE	1,898,735	.98 2210	1,913,337	1,948,000	1,900,381	.0	1,646	.0	.0	3.650	5.497	MN	7,505	.0	12/12/2023	05/23/2025
46625H-JY-7	JPMORGAN CHASE Corp Note Non Call	1			1.G FE	458,451	.98 9350	445,208	450,000	450,713	.0	(1,002)	.0	.0	3.875	3.640	MS	5,377	17,438	02/23/2015	09/10/2024

ANNUAL STATEMENT FOR THE YEAR 2023 OF THE UnitedHealthcare Plan of the River Valley, Inc.

SCHEDULE D - PART 1

Showing All Long-Term BONDS Owned December 31 of Current Year

1	2	Codes			6	7	Fair Value		10	11	Change in Book/Adjusted Carrying Value				Interest					Dates	
		3	4	5			8	9			12	13	14	15	16	17	18	19	20	21	22
CUSIP Identification	Description	C o d e	F o r e i g n	B o n d C h a r	NAIC Designation, NAIC Designation Modifier and SVO Administrative Symbol	Actual Cost	Rate Used to Obtain Fair Value	Fair Value	Par Value	Book/ Adjusted Carrying Value	Unrealized Valuation Increase/ (Decrease)	Current Year's (Amortization)/ Accretion	Current Year's Other-Than-Temporary Impairment Recognized	Total Foreign Exchange Change in Book/ Adjusted Carrying Value	Rate of	Effective Rate of	When Paid	Admitted Amount Due and Accrued	Amount Received During Year	Acquired	Stated Contractual Maturity Date
46647P-AX-4	JPMORGAN CHASE & CO Corp Note Call MW	2			1.F FE	3,089,063	.98 0710	2,893,095	2,950,000	3,026,860	.0	(13,905)	.0	.0	4.452	3.866	JD	9,485	131,334	03/06/2019	12/05/2029
46647P-BL-9	JPMORGAN CHASE & CO Corp Note Call MW	2			1.E FE	1,262,749	.86 5080	1,016,469	1,175,000	1,233,890	.0	(8,772)	.0	.0	2.522	1.681	AO	5,680	29,634	08/21/2020	04/22/2031
46647P-BU-9	JPMORGAN CHASE & CO Corp Note Call MW	1			1.E FE	987,019	.81 0920	798,756	985,000	986,436	.0	(195)	.0	.0	1.764	1.741	MN	2,027	17,375	12/03/2020	11/19/2031
46647P-CB-0	JPMORGAN CHASE & CO Corp Note Call MW	2			1.E FE	1,642,832	.92 3210	1,509,448	1,635,000	1,638,708	.0	(1,568)	.0	.0	1.578	1.478	AO	4,945	25,800	04/30/2021	04/22/2027
46647P-DC-7	JPMORGAN CHASE & CO Corp Note Call MW	1			1.E FE	1,510,849	.96 6470	1,464,202	1,515,000	1,511,367	.0	306	.0	.0	4.586	4.618	AO	12,545	69,478	05/02/2022	04/26/2033
46817M-AL-1	JACKSON FIN INC Corp Note Call MW	2			2.B FE	942,307	.84 2730	796,380	945,000	942,660	.0	257	.0	.0	3.125	3.161	MN	3,117	29,531	09/22/2022	11/23/2031
49177J-AB-8	KENVUE INC Corp Note Non Call	1			1.F FE	1,883,100	100 8930	1,893,762	1,877,000	1,882,893	.0	(207)	.0	.0	5.500	5.225	MS	28,390	.0	12/12/2023	03/22/2025
49456B-AF-8	KINDER MORGAN INC Corp Note Call MW	2			2.B FE	966,349	.98 8300	914,178	925,000	933,059	.0	(6,778)	.0	.0	4.300	3.517	JD	3,315	39,775	04/03/2019	06/01/2025
49456B-AP-6	KINDER MORGAN INC Corp Note Call MW	2			2.B FE	941,428	.98 6920	932,639	945,000	933,325	.0	359	.0	.0	4.300	4.347	MS	13,545	40,635	02/22/2018	03/01/2028
534187-BE-8	LINCOLN NATL CRP Corp Note MW	2			2.B FE	673,920	.97 7030	659,495	675,000	674,852	.0	120	.0	.0	3.350	3.369	MS	7,035	22,613	03/04/2015	03/09/2025
534187-BJ-7	LINCOLN NATL CRP Corp Note Call MW	2			2.B FE	973,986	.88 4560	862,446	975,000	974,362	.0	95	.0	.0	3.050	3.062	JJ	13,712	29,738	08/12/2019	01/15/2030
539830-BH-1	LOCKHEED MARTIN CORP Note Call MW	1			1.G FE	1,666,445	.98 2300	1,442,016	1,468,000	1,541,917	.0	(40,926)	.0	.0	3.550	0.711	JJ	24,030	52,114	12/07/2020	01/15/2026
548661-DY-0	LOWE'S COS INC Corp Note Call MW	2			2.A FE	1,604,928	.83 1070	1,329,712	1,600,000	1,603,451	.0	(492)	.0	.0	1.700	1.665	AO	5,742	27,200	12/07/2020	10/15/2030
55279H-AV-2	MANUF & TRADERS TRUST CO Corp Note Call MW	1			1.G FE	1,690,054	.97 9600	1,658,463	1,693,000	1,690,924	.0	870	.0	.0	4.650	4.713	JJ	33,677	39,362	01/24/2023	01/27/2026
55336V-AG-5	MPLX LP Corp Note Call MW	2			2.B FE	1,308,828	.99 4850	1,193,820	1,200,000	1,215,116	.0	(22,254)	.0	.0	4.875	2.941	JD	4,875	58,500	07/25/2019	12/01/2024
55336V-BQ-2	MPLX LP Corp Note Call MW	1			2.B FE	631,564	.86 3490	595,808	690,000	642,308	.0	6,214	.0	.0	2.650	3.842	FA	6,908	18,285	03/29/2022	08/15/2030
55336V-BR-0	MPLX LP Corp Note Call MW	2			2.B FE	1,173,520	.93 5740	1,099,495	1,175,000	1,174,404	.0	267	.0	.0	1.750	1.774	MS	6,854	20,563	08/21/2020	03/01/2026
56585A-AG-7	MARATHON PETRO Corp Note Call MW	2			2.B FE	1,045,127	.98 4820	1,048,833	1,065,000	1,063,216	.0	2,455	.0	.0	3.625	3.869	MS	11,367	38,606	07/23/2015	09/15/2024
57174B-BG-6	MARSH & MCLENNAN COS INC Corp Note Call MW	2			1.G FE	1,836,930	.99 6110	1,768,095	1,775,000	1,809,505	.0	(6,171)	.0	.0	4.375	3.940	MS	22,865	77,656	03/06/2019	03/15/2029
57629H-CH-1	MASSMUTUAL GLOBAL FUNDIN Corp Note Non Call 144A	1			1.B FE	1,846,226	.97 4710	1,803,214	1,850,000	1,848,725	.0	552	.0	.0	3.400	3.433	MS	19,744	62,900	03/05/2019	03/08/2026
57629H-CW-8	MASSMUTUAL GLOBAL FUNDIN Corp Note Non Call 144A	1			1.B FE	1,593,072	.80 7990	1,292,784	1,600,000	1,595,190	.0	667	.0	.0	1.550	1.597	AO	5,649	24,800	10/06/2020	10/09/2030
581557-BE-4	MCKESSON CORP Corp Note Call MW	2			2.A FE	527,805	.99 6370	518,112	520,000	520,000	.0	(1,029)	.0	.0	3.796	3.587	MS	5,812	19,739	07/24/2015	03/15/2024
58933Y-AR-6	MERCK & CO INC Corp Note Call MW	2			1.E FE	2,098,374	.97 8480	2,111,560	2,158,000	2,100,824	.0	2,449	.0	.0	2.750	5.242	FA	23,243	.0	12/12/2023	02/10/2025
58942H-AC-5	MERCY HEALTH Corp Note MW	2			1.E FE	575,000	.97 8020	562,362	575,000	575,000	.0	.0	.0	.0	4.302	4.302	JJ	12,368	24,737	12/10/2018	07/01/2028
59156R-BZ-0	METLIFE INC Corp Note Call MW	2			1.G FE	1,511,336	100 6680	1,479,820	1,470,000	1,503,813	.0	(4,896)	.0	.0	4.550	4.111	MS	18,208	66,885	06/06/2022	03/23/2030
59217G-EN-5	MET LIFE GLOB FUNDING I Corp Note Non Call 144A	1			1.D FE	789,178	.97 9120	773,505	790,000	789,881	.0	275	.0	.0	0.550	0.585	JD	290	4,345	06/01/2021	06/07/2024
59491B-BX-1	MICROSOFT CORP Corp Note Call MW	1			1.A FE	2,210,483	.99 7570	2,251,515	2,257,000	2,252,892	.0	41,319	.0	.0	2.875	4.780	FA	26,136	64,889	12/20/2022	02/06/2024
59523U-AP-2	MID-AMER APT LP Corp Note Call MW	2			1.G FE	954,269	.97 8380	939,245	960,000	957,188	.0	562	.0	.0	4.200	4.273	JD	1,792	40,320	05/07/2018	06/15/2028
609207-BA-2	MONDELEZ INT INC Corp Note Call MW	2			2.B FE	864,780	.94 3790	818,266	867,000	865,542	.0	429	.0	.0	2.625	2.680	MS	6,575	22,759	03/03/2022	03/17/2027
617446-8G-7	MORGAN STANLEY Corp Note Call MW	2			1.G FE	3,050,330	.97 4700	2,875,365	2,950,000	3,006,360	.0	(9,862)	.0	.0	4.431	4.010	JJ	57,369	130,715	06/02/2019	01/23/2030
617446-8Q-5	MORGAN STANLEY Corp Note Call MW	2			1.E FE	3,275,465	.96 1080	2,984,153	3,105,000	3,156,725	.0	(38,671)	.0	.0	2.188	0.917	AO	11,889	67,937	11/24/2020	04/28/2026
61744Y-AK-4	MORGAN STANLEY Corp Note Call MW	1			1.G FE	715,000	.95 5220	682,982	715,000	715,000	.0	.0	.0	.0	3.591	3.591	JJ	11,340	25,676	07/19/2017	07/22/2028
61747Y-EA-9	MORGAN STANLEY Corp Note Call MW	2			1.E FE	1,143,146	.97 7870	1,148,997	1,175,000	1,144,209	.0	1,063	.0	.0	0.790	2.695	MN	799	.0	12/12/2023	05/30/2025
61761J-3R-8	MORGAN STANLEY Corp Note MW	2			1.G FE	1,044,742	.95 7850	1,024,900	1,070,000	1,062,454	.0	2,756	.0	.0	3.125	3.414	JJ	14,304	33,438	11/28/2016	07/27/2026
637639-AJ-4	NATIONAL SECS CLEARING Corp Note Non Call 144A	1			1.B FE	1,599,072	100 5950	1,609,520	1,600,000	1,599,105	.0	33	.0	.0	5.150	5.190	MN	7,096	.0	12/12/2023	05/30/2025
64952W-EE-9	NEW YORK LIFE GL Corp Note Non Call	1			1.A FE	1,310,000	.99 3550	1,301,551	1,310,000	1,310,000	.0	.0	.0	.0	5.830	0.490	MJSD	4,439	72,605	06/02/2021	06/09/2026
64952W-ET-6	NEW YORK LIFE GL Corp Note Non Call 144A	1			1.A FE	2,298,137	.99 0400	2,277,920	2,300,000	2,299,591	.0	933	.0	.0	3.150	3.192	JD	5,031	72,450	06/01/2022	06/06/2024
649840-CT-0	NY STATE ELECTRIC & GAS Corp Bond Call 144A	2			1.G FE	1,122,581	.79 7220	896,873	1,125,000	1,123,087	.0	224	.0	.0	2.150	2.174	AO	6,047	24,188	09/21/2021	10/01/2031
651639-AY-2	NEWMONT GOLDCORP Corp Note Call MW	2			2.A FE	897,286	.86 3890	734,307	850,000	881,958	.0	(4,616)	.0	.0	2.250	1.638	AO	4,781	19,125	08/12/2020	10/01/2030
65339K-BP-4	NEXTERA ENERGY CAPITAL Corp Note Non-Call	2			2.A FE	1,804,500	100 9520	1,817,136	1,800,000	1,802,681	.0	(1,819)	.0	.0	6.051	5.917	MS	36,306	54,459	02/22/2023	03/01/2025
65473P-AN-5	NISOURCE INC Corp Note Call MW	1			2.B FE	167,713	102 0130	171,382	168,000	167,754	.0	41	.0	.0	5.250	5.289	MS	2,230	4,557	03/21/2023	03/30/2028
65473Q-BE-2	NI-CALLO7/18 Corp Note Call	2			2.B FE	1,558,177	.96 3550	1,507,956	1,565,000	1,561,941	.0	3,840	.0	.0	3.490	3.552	MN	6,979	54,619	04/05/2019	05/15/2027
655844-BS-6	NORFOLK SOUTHERN CORP Corp Note Call MW	2			2.A FE	991,637	.96 0390	955,588	995,000	994,087	.0	354	.0	.0	2.900	2.939	JD	1,282	28,855	05/31/2016	06/15/2026
655844-BZ-0	NORFOLK SOUTHERN CORP Corp Note Call MW	2			2.A FE	649,638	.97 4770	584,862	600,000	626,091	.0	(5,594)	.0	.0	3.800	2.730	FA	9,500	22,800	07/29/2019	08/01/2028
67103H-AH-0	O'REILLY AUTOMOT Corp Note Call MW	2			2.B FE	1,913,531	.96 5960	1,811,175	1,875,000	1,897,218	.0	(3,898)	.0	.0	3.900	3.644	JD	6,094	73,125	07/26/2019	06/01/2029

ANNUAL STATEMENT FOR THE YEAR 2023 OF THE UnitedHealthcare Plan of the River Valley, Inc.

SCHEDULE D - PART 1

Showing All Long-Term BONDS Owned December 31 of Current Year

1	2	Codes			6	7	Fair Value		10	11	Change in Book/Adjusted Carrying Value				Interest					Dates	
		3	4	5			8	9			12	13	14	15	16	17	18	19	20	21	22
CUSIP Identification	Description	C o d e	F o r e i g n	B o n d C h a r	NAIC Designation, NAIC Designation Modifier and SVO Administrative Symbol	Actual Cost	Rate Used to Obtain Fair Value	Fair Value	Par Value	Book/ Adjusted Carrying Value	Unrealized Valuation Increase/ (Decrease)	Current Year's (Amortization)/ Accretion	Current Year's Other-Than-Temporary Impairment Recognized	Total Foreign Exchange Change in Book/ Adjusted Carrying Value	Rate of	Effective Rate of	When Paid	Admitted Amount Due and Accrued	Amount Received During Year	Acquired	Stated Contractual Maturity Date
68785B-AD-5	OSCAR 2021-2A A4 Note 144A				1.A FE	3,288,813	.94	5810	3,111,711	3,290,000	3,289,207	.0	.163	.0	1.270	1.279	MON	2,437	41,783	07/14/2021	09/11/2028
693475-AW-5	PNC FINANCIAL SERVICES Corp Note Call				1.G FE	1,422,176	.94	7540	1,255,491	1,325,000	1,381,607	.0	(10,342)	.0	3.450	2.545	AO	8,635	45,713	12/03/2019	04/23/2029
693475-AX-3	PNC FINANCIAL SERVICES Corp Note Call				1.G FE	1,197,708	.94	7390	1,136,868	1,200,000	1,199,113	.0	.331	.0	2.600	2.630	JJ	13,693	31,200	07/18/2019	07/23/2026
6944PL-2E-8	PACIFIC LIFE OF II Corp Note Non Call 144A				1.D FE	1,958,961	.92	4530	1,812,079	1,980,000	1,959,517	.0	.207	.0	1.375	1.386	AO	5,764	26,950	04/07/2021	04/14/2026
6944PL-2G-3	PACIFIC LIFE OF II Corp Note Floating				1.D FE	915,000	.99	1700	907,406	915,000	915,000	.0	.0	.0	5.970	0.630	MJSD	4,243	51,325	05/27/2021	06/04/2026
695114-CR-7	PACIFICORP Corp Note Call MW				1.F FE	1,928,194	.99	4670	1,904,793	1,915,000	1,915,000	.0	(8,578)	.0	3.600	3.143	AO	17,235	68,940	06/08/2022	04/01/2024
70450Y-AH-6	PAYPAL HOLDINGS INC Corp Note Call MW				1.G FE	1,048,877	.87	4620	918,351	1,050,000	1,049,256	.0	.106	.0	2.300	2.312	JD	2,013	24,150	05/11/2020	06/01/2030
718547-AH-5	PHILLIPS 66 Corp Note Call MW				2.A FE	966,588	.96	2810	933,926	970,000	967,055	.0	.487	.0	3.750	3.830	MS	12,125	18,188	05/03/2023	03/01/2028
74251V-AS-1	PRINCIPAL FINANCIAL GRP Corp Note Call MW				1.G FE	572,223	.84	5120	485,944	575,000	573,141	.0	.265	.0	2.125	2.179	JD	543	12,219	06/09/2020	06/15/2030
743315-AZ-6	PROGRESSIVE CORP Corp Note Call MW				1.F FE	525,730	.89	2720	470,463	527,000	525,934	.0	.113	.0	3.000	3.028	MS	4,655	15,810	03/02/2022	03/15/2032
74340X-BU-4	PROLOGIS LP Corp Note Call MW				1.G FE	1,245,727	.96	7110	1,234,032	1,276,000	1,255,352	.0	7,730	.0	3.250	3.937	JD	115	41,470	10/04/2022	06/30/2026
74456Q-BD-7	PUBLIC SERVICE ELECTRIC Corp Note Call MW				1.F FE	1,467,645	.99	5850	1,457,924	1,464,000	1,464,000	.0	(2,389)	.0	3.750	3.578	MS	16,165	54,900	06/10/2022	03/15/2024
74456Q-BY-1	PUBLIC SERVICE ELECTRIC Corp Note Call MW				1.F FE	1,294,917	.93	4160	1,214,408	1,300,000	1,297,077	.0	.490	.0	3.200	3.246	MN	5,316	41,600	05/06/2019	05/15/2029
74460W-AD-9	PUBLIC STORAGE Corp Note Call MW				1.F FE	2,298,344	.89	8820	2,067,286	2,300,000	2,298,956	.0	.229	.0	1.850	1.861	MN	7,092	42,550	04/14/2021	05/01/2028
75513E-AD-3	RTX CORP Corp Note Call MW				2.A FE	1,583,745	.86	4430	1,296,645	1,500,000	1,557,591	.0	(8,690)	.0	2.250	1.602	JJ	16,875	33,750	12/07/2020	07/01/2030
75524K-PG-3	CITIZENS BANK NA/RI Corp Note Call				2.A FE	4,375,678	.94	9950	4,274,775	4,500,000	4,399,825	.0	18,908	.0	4.575	5.124	FA	81,206	205,875	09/19/2022	08/09/2028
756109-AS-3	REALTY INCOME CORP Corp Note Call MW				1.G FE	498,289	.94	9690	479,593	505,000	502,779	.0	.686	.0	3.000	3.153	JJ	6,986	15,150	10/04/2016	01/15/2027
756109-AW-4	REALTY INCOME CORP Corp Note Call MW				1.G FE	639,769	.93	5460	584,663	625,000	633,505	.0	(1,487)	.0	3.250	2.966	JD	903	20,313	07/24/2019	06/15/2029
75884R-AV-5	REGENCY CENTERS Corp Note Call MW				2.A FE	960,261	.96	2340	890,165	925,000	939,641	.0	(4,896)	.0	3.600	3.011	FA	13,875	33,300	07/23/2019	02/01/2027
75884R-AX-1	REGENCY CENTERS Corp Note Call MW				2.A FE	514,161	.96	0500	494,658	515,000	514,607	.0	.84	.0	4.125	4.145	MS	6,255	21,244	02/28/2018	03/15/2028
75951A-CY-2	RELIANCE STAND LIFE II Corp Note Non Call 144A				1.E FE	1,132,000	.99	1950	1,132,887	1,132,000	1,132,000	.0	.0	.0	5.243	5.243	FA	24,565	29,675	01/26/2023	02/02/2026
762315-RD-3	RISLA Rev Bond Non Call				1.C FE	1,224,091	102	9730	1,101,811	1,070,000	1,125,671	.0	(28,141)	.0	5.000	2.210	JD	4,458	53,500	05/22/2020	12/01/2025
762315-RE-1	RISLA Rev Bond Non Call				1.C FE	1,157,810	104	7290	1,047,290	1,000,000	1,073,649	.0	(24,112)	.0	5.000	2.370	JD	4,167	50,000	05/22/2020	12/01/2026
806851-AG-6	SCHLUMBERGER HLDGS CORP Note Call MW 144A				2.A FE	282,928	.98	5580	284,833	289,000	284,805	.0	1,876	.0	4.000	4.781	JD	321	11,560	01/20/2023	12/21/2025
817826-AC-4	7-ELEVEN INC Corp Note Call MW 144A				2.B FE	902,846	.92	4630	836,790	905,000	904,079	.0	.430	.0	0.950	0.999	FA	3,367	8,598	01/27/2021	02/10/2026
828807-DT-1	SIMON PROP GP LP Corp Note Call MW				1.G FE	1,630,259	.85	4770	1,397,549	1,635,000	1,631,105	.0	.426	.0	2.650	2.683	FA	18,053	43,328	01/04/2022	02/01/2032
842587-CV-7	SOUTHERN CO Corp Note Call MW				2.B FE	1,615,432	.96	5260	1,529,937	1,585,000	1,595,975	.0	(4,628)	.0	3.250	2.931	JJ	25,756	51,513	07/25/2019	07/01/2026
857477-AW-3	STATE STREET CORP Corp Note Non Call				1.F FE	998,600	.95	5300	955,300	1,000,000	999,632	.0	.148	.0	2.650	2.666	MN	3,092	26,500	05/16/2016	05/19/2026
857477-BZ-5	STATE STREET CORP Corp Note Call				2.E FE	293,000	.99	5750	291,755	293,000	293,000	.0	.0	.0	4.857	4.850	JJ	6,127	7,116	01/23/2023	01/26/2026
86765B-AN-9	ENERGY TRANSFER Corp Note Call MW				2.C FE	959,728	.99	6360	966,469	970,000	999,509	.0	1,930	.0	4.250	4.458	AO	41,225	11,225	06/29/2022	04/01/2024
86765B-AT-6	ENERGY TRANSFER Corp Note Call MW				2.C FE	319,027	.97	2240	311,117	320,000	319,717	.0	.104	.0	3.900	3.937	JJ	5,755	12,480	07/07/2016	07/15/2026
87264A-BB-0	T-MOBILE USA INC Corp Note Call MW				2.B FE	1,144,659	.97	9450	1,028,423	1,050,000	1,080,312	.0	(24,913)	.0	3.500	1.074	AO	7,758	36,750	05/25/2021	04/15/2025
87264A-CG-6	T-MOBILE USA INC Corp Note Call MW				2.B FE	1,641,938	.85	2860	1,390,064	1,630,000	1,640,315	.0	(1,149)	.0	2.700	2.612	MS	12,959	44,010	02/15/2022	03/15/2032
874054-AE-9	TAKE-TWO INTERACTIVE SOF Corp Note MW				2.B FE	483,706	.99	3860	483,016	486,000	485,704	.0	1,215	.0	3.300	3.559	MS	4,143	16,038	05/03/2022	03/28/2024
87612E-BP-0	TARGET CORP Corp Note Call MW				1.F FE	1,517,325	101	0570	1,536,066	1,520,000	1,517,613	.0	.221	.0	4.500	4.522	MS	20,140	68,780	09/06/2022	09/15/2032
882508-BJ-2	TEXAS INSTRUMENTS INC Corp Note Call MW				1.E FE	886,703	.86	3650	738,421	855,000	876,344	.0	(3,339)	.0	1.750	1.322	MN	2,369	14,963	11/06/2020	05/04/2030
89236T-EW-1	TOYOTA MOTOR CREDIT CORP Corp Note Non Call				1.E FE	1,233,383	.98	2400	1,240,771	1,263,000	1,234,396	.0	1,014	.0	3.400	5.244	AO	9,185	.0	12/13/2023	04/14/2025
89788N-AA-8	TRUIST FINANCIAL Corp Note Call				1.G FE	3,331,300	.93	1170	3,222,061	3,458,000	3,342,635	.0	8,883	.0	4.916	5.362	JJ	72,248	169,995	09/21/2022	07/28/2033
898813-AU-4	TUCSON ELEC PIIR Corp Note Call MW				1.G FE	639,637	.89	1170	572,131	642,000	639,995	.0	.205	.0	3.250	3.293	MN	2,666	20,865	05/15/2022	05/15/2032
907818-FB-9	UNION PACIFIC CORP Corp Note Call MW				1.G FE	1,848,576	.97	7100	1,807,635	1,850,000	1,849,227	.0	.133	.0	3.700	3.709	MS	22,817	68,450	03/06/2019	03/01/2029
91159H-HN-3	US BANCORP Corp Note Call				1.G FE	1,310,338	.93	9170	1,239,704	1,320,000	1,317,301	.0	1,011	.0	2.375	2.458	JJ	13,846	31,350	07/19/2016	07/22/2026
91159H-JG-6	US BANCORP Corp Note Call MW				1.G FE	5,529,798	.94	8510	5,406,507	5,700,000	5,545,595	.0	12,189	.0	4.967	5.332	JJ	125,044	283,119	09/19/2022	07/22/2033
92343V-ER-1	VERIZON COMMUNICATIONS Corp Note MW				2.A FE	508,000	.98	9870	502,854	508,000	508,000	.0	.0	.0	4.329	4.329	MS	6,109	21,991	10/22/2018	09/21/2028
92343V-ES-9	VERIZON COMMUNICATIONS Corp Note Call MW				2.A FE	3,053,172	.97	0190	2,959,080	3,050,000	3,051,843	.0	(321)	.0	3.875	3.862	FA	46,947	118,188	03/06/2019	02/08/2029
927804-GB-4	VIRGINIA ELEC & POWER CO Corp Note Call MW				1.F FE	649,773	.91	9980	597,987	650,000	649,867	.0	.22	.0	2.875	2.879	JJ	8,617	18,688	07/08/2019	07/15/2029

ANNUAL STATEMENT FOR THE YEAR 2023 OF THE UnitedHealthcare Plan of the River Valley, Inc.

SCHEDULE D - PART 1

Showing All Long-Term BONDS Owned December 31 of Current Year

1	2	Codes			6	7	Fair Value		10	11	Change in Book/Adjusted Carrying Value				Interest					Dates	
		3	4	5			8	9			12	13	14	15	16	17	18	19	20	21	22
CUSIP Identification	Description	C o d e	F o r e i g n	B o n d C h a r	NAIC Designation, NAIC Designation Modifier and SVO Administrative Symbol	Actual Cost	Rate Used to Obtain Fair Value	Fair Value	Par Value	Book/ Adjusted Carrying Value	Unrealized Valuation Increase/ (Decrease)	Current Year's (Amor-tization)/ Accretion	Current Year's Other-Than-Temporary Impairment Recognized	Total Foreign Exchange Change in Book/ Adjusted Carrying Value	Rate of	Effective Rate of	When Paid	Admitted Amount Due and Accrued	Amount Received During Year	Acquired	Stated Contractual Maturity Date
931142-EE-9	WALMART INC Corp Note Call MW	2			1.C FE	1,762,395	.98	1,483,050	1,500,000	1,653,852	.0	(35,216)	.0	.0	3.700	1.207	JD	771	55,500	11/16/2020	06/26/2028
931142-EM-1	WALMART INC Corp Note Call MW	2			1.C FE	1,169,792	.97	1,009,663	1,040,000	1,096,210	.0	(23,602)	.0	.0	3.050	0.729	JJ	15,243	31,720	11/06/2020	07/08/2026
95000U-2U-6	WELLS FARGO & COMPANY Corp Note Call MW	2			2.A FE	3,049,053	.87	3,375,000	3,310,000	3,081,335	.0	19,947	.0	.0	3.350	4.268	MS	36,654	110,885	06/06/2022	03/02/2033
970648-AJ-0	WILLIS NORTH AMERICA INC Corp Note Call MW	2			2.B FE	538,997	.89	552,000	525,000	533,840	.0	(1,485)	.0	.0	2.950	2.617	MS	4,560	15,488	05/21/2020	09/15/2029
06367W-B8-5	BANK OF MONTREAL Corp Note Non Call	A			1.F FE	2,049,996	.95	1,870,986	1,950,000	1,978,797	.0	(21,412)	.0	.0	1.850	0.734	MM	6,013	36,075	08/21/2020	05/01/2025
13645R-BF-0	CANADIAN PACIFIC Corp Note Call MW	A			2.B FE	494,827	.92	459,306	495,000	494,859	.0	16	.0	.0	2.450	2.454	JD	977	12,128	11/17/2021	12/02/2031
67077M-AD-0	NUTRIEN LTD Corp Note Call MW	A			2.B FE	1,011,596	.97	1,034,722	1,065,000	1,054,385	.0	8,143	.0	.0	3.000	3.826	AO	7,988	31,950	04/10/2018	04/01/2025
89114Q-CH-9	TORONTO-DOMINION BANK Corp Note MW	A			1.E FE	1,200,791	.94	1,113,195	1,175,000	1,182,860	.0	(5,392)	.0	.0	1.150	0.684	JD	7,113	13,513	08/21/2020	06/12/2025
01609W-AT-9	ALIBABA GROUP Corp Note Call MW	D			1.E FE	3,082,272	.94	3,200,000	3,200,000	3,142,240	.0	13,351	.0	.0	3.400	3.900	JD	7,556	108,800	03/06/2019	12/06/2027
22550L-2G-5	CREDIT SUISSE NEW YORK Corp Note Non Call	D			1.E FE	1,257,140	.90	1,143,526	1,280,000	1,258,488	.0	568	.0	.0	1.250	1.297	FA	6,300	15,750	08/02/2021	08/07/2026
404280-CY-3	HSBC HOLDINGS PLC Corp Note Call MW	D			1.G FE	955,000	.83	1,330,000	955,000	955,000	.0	.0	.0	.0	2.870	2.871	MM	2,970	27,418	11/15/2021	11/22/2032
456873-AD-0	INGERSOLL-RAND Corp Note Call MW	D			2.A FE	978,632	.96	855,909	925,000	955,371	.0	(5,561)	.0	.0	3.800	3.083	MS	9,764	35,150	07/29/2019	03/21/2029
65559C-AB-7	NORDEA BANK ABP Corp Note Non Call 144A	D			1.D FE	1,740,690	.93	1,632,838	1,750,000	1,746,870	.0	1,867	.0	.0	0.750	0.859	FA	4,484	13,125	08/24/2020	08/28/2025
88032W-AT-3	TENCENT HOLD Corp Note Call MW 144A	D			1.E FE	599,928	.93	690,000	600,000	599,976	.0	11	.0	.0	1.810	1.812	JJ	4,676	10,860	05/27/2020	01/26/2026
89153V-AT-6	TOTALENERGIES CAP INTL Corp Note Call MW	D			1.E FE	1,509,557	.91	1,908,000	1,350,000	1,453,399	.0	(17,049)	.0	.0	2.829	1.442	JJ	18,141	38,192	08/21/2020	01/10/2030
902133-AY-3	TYCO ELECTRONICS Corp Note Call MW	D			1.G FE	1,579,856	.86	1,559,000	1,607,000	1,584,490	.0	2,458	.0	.0	2.500	2.694	FA	16,405	40,175	02/02/2022	02/04/2032
902613-AH-1	UBS GROUP AG Corp Note Call 144A	D			1.G FE	1,870,000	.90	1,690,517	1,870,000	1,870,000	.0	.0	.0	.0	1.494	1.494	FA	10,942	27,938	08/03/2021	08/10/2027
1019999999	Subtotal - Bonds - Industrial and Miscellaneous (Unaffiliated) - Issuer Obligations					257,871,129	XXX	241,126,801	255,616,000	255,805,063	0	(534,855)	0	0	XXX	XXX	XXX	2,292,984	7,319,589	XXX	XXX
05609J-AA-0	BXHP Trust BXHP 2021-FILM A CMBS 144A	4			1.A FM	800,875	.94	522,000	800,000	810,412	.0	10,127	.0	.0	6.126	4.066	MON	2,314	46,102	09/01/2021	08/15/2036
05609X-AA-9	BX Trust BX 2022-CLS A CMBS 144A	4			1.A FM	1,304,727	1.00	1,310,734	1,308,000	1,304,887	.0	134	.0	.0	5.760	5.843	MON	6,278	75,341	10/06/2022	10/13/2027
08163G-AS-9	BENCHMARK Mortga BMARK 2021-B2B A3 CMBS	4			1.A FM	2,714,035	.87	2,307,944	2,635,000	2,687,565	.0	(11,307)	.0	.0	2.073	1.612	MON	4,552	54,626	08/03/2021	08/15/2054
12514M-BC-8	CD Commercial Mo CD 2016-CD1 A4 CMBS	4			1.A FM	2,090,704	.91	834,000	1,955,000	2,017,738	.0	(26,093)	.0	.0	2.724	1.340	MON	4,438	53,254	02/26/2021	08/10/2049
12598E-AA-0	COMM Mortgage Tr COMM 2020-SBX A CMBS 144A	4			1.A FM	2,111,471	.89	477,000	2,050,000	2,074,643	.0	(12,394)	.0	.0	1.670	1.051	MON	2,853	34,235	12/17/2020	01/10/2038
12625X-AA-5	COMM 2013-300P A COMM 2013-300P A1 CMBS 144A	4			1.A FM	1,656,188	.93	1,029,000	1,815,000	1,724,200	.0	40,183	162,890	.0	4.353	13.099	MON	6,584	79,007	02/25/2021	08/10/2030
682413-AA-7	ONE PARK MORTGAGE TRUST ONP 21021-PARK A CMBS 144A	4			1.A FM	2,045,000	.95	322,000	2,045,000	2,045,000	.0	.0	.0	.0	6.176	6.256	MON	5,964	120,277	02/10/2021	03/15/2036
90187L-AA-7	PRKAV 2017-245P PRKAV 2017-245P A CMBS 144A	4			1.A FM	1,933,167	.91	950,000	1,740,000	1,847,676	.0	(30,482)	.0	.0	3.508	1.644	MON	5,087	61,039	02/24/2021	06/05/2037
92858T-AA-4	VLS COMMERCIAL MRTG TRUST VLS 2020-LAB A CMBS 144A	4			1.A FE	1,725,209	.81	253,000	1,675,000	1,709,992	.0	(4,937)	.0	.0	2.130	1.801	MON	2,973	35,678	10/21/2020	10/10/2042
1039999999	Subtotal - Bonds - Industrial and Miscellaneous (Unaffiliated) - Commercial Mortgage-Backed Securities					16,381,376	XXX	14,603,217	16,023,000	16,222,113	0	(34,769)	162,890	0	XXX	XXX	XXX	41,043	559,559	XXX	XXX
02008M-AC-3	Ally Auto Receiv ALLYA 2022-2 A3 ABS	4			1.A FE	3,892,952	.99	6090,000	3,893,000	3,892,823	.0	(103)	.0	.0	4.760	4.805	MON	8,236	185,307	10/04/2022	05/17/2027
05593A-AC-3	BMW Vehicle Lease Trust BMWLT 2023-1 A3 ABS	4			1.A FE	323,992	.99	9020,000	324,000	323,986	.0	(6)	.0	.0	5.160	5.213	MON	279	14,396	02/07/2023	11/25/2025
06763H-AA-4	Babson CLO Ltd BABS 2022-4A CLO 144A	4			1.A FE	2,100,000	1.00	790,000	2,100,000	2,100,000	.0	.0	.0	.0	7.406	7.435	JAJJ	31,536	136,538	10/03/2022	10/20/2034
236057-AA-3	Danby Park CLO, Ltd DANBY 2022-1A A1A CLO 144A	4			1.A FE	2,000,000	1.00	6830,000	2,000,000	2,000,000	.0	.0	.0	.0	7.512	7.542	JAJJ	29,213	129,765	10/13/2022	10/21/2035
34535A-AD-2	Ford Credit Auto Owner Trust FORDO 2022-C A3 ABS	4			1.A FE	2,283,868	.99	3450,000	2,284,000	2,283,860	.0	.1	.0	.0	4.480	4.522	MON	4,548	102,323	09/20/2022	12/15/2026
362650-AD-8	GM Financial Securitized Term GNCAR 2022-4 A3 ABS	4			1.A FE	3,833,372	.99	6580,000	3,834,000	3,833,572	.0	170	.0	.0	4.820	4.873	MON	7,700	184,799	10/04/2022	08/16/2027
39154T-BW-7	GREAT AMERICA LEASING RECEIVAB GALC 2022-1 A3 ABS 144A	4			1.A FE	1,124,806	.99	5480,000	1,125,000	1,124,847	.0	36	.0	.0	5.080	5.138	MON	2,540	57,150	10/04/2022	09/15/2026
43815J-AC-7	Honda Auto Receivables Owner T HAROT 2023-1 A3 ABS	4			1.A FE	1,206,776	1.00	1730,000	1,207,000	1,206,814	.0	38	.0	.0	5.040	5.098	MON	1,690	50,187	02/16/2023	04/21/2027
50117K-AC-4	Kubota Credit Owner Trust KCOOT 2023-1A A3 ABS 144A	4			1.A FE	1,062,834	1.00	5510,000	1,063,000	1,062,851	.0	24	.0	.0	5.020	5.077	MON	2,372	37,798	03/28/2023	06/15/2027
58768P-AC-8	MERCEDES-BENZ AU MBART 2022-1 A3 ABS	4			1.A FE	2,393,526	1.00	1790,000	2,394,000	2,393,651	.0	126	.0	.0	5.210	5.273	MON	5,543	124,727	11/15/2022	08/16/2027
606940-AC-8	MIAF Equipment F MIAF 2022-B A3 ABS 144A	4			1.A FE	2,919,842	1.00	6820,000	2,920,000	2,919,826	.0	(7)	.0	.0	5.610	5.676	MON	10,011	163,812	11/01/2022	07/10/2028

ANNUAL STATEMENT FOR THE YEAR 2023 OF THE UnitedHealthcare Plan of the River Valley, Inc.

SCHEDULE D - PART 1

Showing All Long-Term BONDS Owned December 31 of Current Year

1	2	Codes			6	7	Fair Value		10	11	Change in Book/Adjusted Carrying Value				Interest					Dates		
		3	4	5			8	9			12	13	14	15	16	17	18	19	20	21	22	
CUSIP Identification	Description	C o d e	F o r e i g n	B o n d C h a r	NAIC Designation, NAIC Designation Modifier and SVO Administrative Symbol	Actual Cost	Rate Used to Obtain Fair Value	Fair Value	Par Value	Book/ Adjusted Carrying Value	Unrealized Valuation Increase/ (Decrease)	Current Year's (Amortization)/ Accretion	Current Year's Other-Than-Temporary Impairment Recognized	Total Foreign Exchange Change in Book/ Adjusted Carrying Value	Rate of	Effective Rate of	When Paid	Admitted Amount Due and Accrued	Amount Received During Year	Acquired	Stated Contractual Maturity Date	
65480J-AC-4	Nissan Auto Receivables Owner NAROT 2022-B A3 ABS			4	1.A FE	2,269,530	99.3000	2,254,110	2,270,000	2,269,681	0	128	0	0	4.460	4.508	MON	4,500	101,242	09/20/2022	05/17/2027	
90291U-AC-6	USAA Auto Owner USAOT 2022-A A3 ABS 144A			4	1.A FE	2,999,858	99.6470	2,989,410	3,000,000	2,999,823	0	(34)	0	0	4.860	4.908	MON	6,480	145,800	10/04/2022	11/16/2026	
	Dryden Senior Loan Fund DRSLF 2022-113A A1R CLO																					
26253E-AP-3	144A	D		4	1.A FE	1,995,000	100.1590	1,998,181	1,995,000	1,995,007	0	0	0	0	7.046	7.107	JAJU	28,503	0	09/14/2023	10/20/2035	
68785A-AD-7	OSCAR US FUNDING TRUST OSCAR 2021-1A A4 ABS 144A	D		4	1.A FE	3,309,138	95.4270	3,158,636	3,310,000	3,309,732	0	206	0	0	1.000	1.009	MON	1,931	33,100	02/18/2021	04/10/2028	
1049999999	Subtotal - Bonds - Industrial and Miscellaneous (Unaffiliated) - Other Loan-Backed and Structured Securities					33,715,494	XXX	33,558,184	33,719,000	33,716,473	0	579	0	0	XXX	XXX	XXX	145,082	1,466,944	XXX	XXX	
1109999999	Total - Industrial and Miscellaneous (Unaffiliated) Bonds					307,967,999	XXX	289,288,202	305,358,000	305,743,649	0	(569,045)	162,890	0	XXX	XXX	XXX	2,479,109	9,346,092	XXX	XXX	
1309999999	Total - Hybrid Securities					0	XXX	0	0	0	0	0	0	0	XXX	XXX	XXX	0	0	XXX	XXX	
1509999999	Total - Parent, Subsidiaries and Affiliates Bonds					0	XXX	0	0	0	0	0	0	0	XXX	XXX	XXX	0	0	XXX	XXX	
1909999999	Subtotal - Bonds - Unaffiliated Bank Loans					0	XXX	0	0	0	0	0	0	0	XXX	XXX	XXX	0	0	XXX	XXX	
2419999999	Total - Issuer Obligations					534,019,849	XXX	491,980,749	502,541,000	516,733,101	0	(4,076,175)	0	0	XXX	XXX	XXX	5,145,984	15,526,277	XXX	XXX	
2429999999	Total - Residential Mortgage-Backed Securities					93,161,515	XXX	82,223,315	90,314,601	92,792,575	0	(81,807)	0	0	XXX	XXX	XXX	242,546	2,881,657	XXX	XXX	
2439999999	Total - Commercial Mortgage-Backed Securities					17,320,176	XXX	15,467,763	16,943,445	17,147,525	0	(36,158)	162,890	0	XXX	XXX	XXX	43,214	585,608	XXX	XXX	
2449999999	Total - Other Loan-Backed and Structured Securities					33,715,494	XXX	33,558,184	33,719,000	33,716,473	0	579	0	0	XXX	XXX	XXX	145,082	1,466,944	XXX	XXX	
2459999999	Total - SVO Identified Funds					0	XXX	0	0	0	0	0	0	0	XXX	XXX	XXX	0	0	XXX	XXX	
2469999999	Total - Affiliated Bank Loans					0	XXX	0	0	0	0	0	0	0	XXX	XXX	XXX	0	0	XXX	XXX	
2479999999	Total - Unaffiliated Bank Loans					0	XXX	0	0	0	0	0	0	0	XXX	XXX	XXX	0	0	XXX	XXX	
2489999999	Total - Unaffiliated Certificates of Deposit					0	XXX	0	0	0	0	0	0	0	XXX	XXX	XXX	0	0	XXX	XXX	
2509999999	Total Bonds					678,217,034	XXX	623,230,011	643,518,046	660,389,674	0	(4,193,561)	162,890	0	XXX	XXX	XXX	5,576,826	20,460,486	XXX	XXX	

1. Line Book/Adjusted Carrying Value by NAIC Designation Category Footnote:
 Number
 1A 1A ..\$ 282,416,987 1B ..\$ 39,747,459 1C ..\$ 40,380,175 1D ..\$ 53,037,825 1E ..\$ 33,389,891 1F ..\$ 39,249,180 1G ..\$ 74,724,863
 1B 2A ..\$ 42,071,326 2B ..\$ 52,167,066 2C ..\$ 3,204,902
 1C 3A ..\$ 0 3B ..\$ 0 3C ..\$ 0
 1D 4A ..\$ 0 4B ..\$ 0 4C ..\$ 0
 1E 5A ..\$ 0 5B ..\$ 0 5C ..\$ 0
 1F 6 ..\$ 0

E10.10

Schedule D - Part 2 - Section 1 - Preferred Stocks Owned

N O N E

Schedule D - Part 2 - Section 2 - Common Stocks Owned

N O N E

ANNUAL STATEMENT FOR THE YEAR 2023 OF THE UnitedHealthcare Plan of the River Valley, Inc.

SCHEDULE D - PART 3

Showing All Long-Term Bonds and Stocks ACQUIRED During Current Year

1	2	3	4	5	6	7	8	9
CUSIP Identification	Description	Foreign	Date Acquired	Name of Vendor	Number of Shares of Stock	Actual Cost	Par Value	Paid for Accrued Interest and Dividends
912828-27-8	US Treasury Note 1.500% 01/31/27		11/21/2023	Bank of New York		22,789,063	25,000,000	116,168
912828-2C-7	US Treasury Note 1.125% 02/28/25		03/13/2023	Deutsche Bank		3,586,398	3,800,000	1,626
91282C-BH-3	US Treasury Note 0.375% 01/31/26		02/09/2023	Morgan Stanley		1,791,406	2,000,000	207
91282C-CL-3	US Treasury Note 0.375% 07/15/24		05/16/2023	Various		4,726,855	5,000,000	7,541
91282C-DZ-1	US Treasury Note 1.500% 02/15/25		03/30/2023	Morgan Stanley		3,805,000	4,000,000	7,293
91282C-FU-0	US Treasury Note 4.125% 10/31/27		11/13/2023	Bank of New York		610,938	625,000	992
91282C-GG-0	US Treasury Note 4.125% 01/31/25		02/17/2023	Harris Nesbitt Corp		2,375,719	2,400,000	5,743
91282C-GN-5	US Treasury Note 4.625% 02/28/25		03/14/2023	Deutsche Bank		2,362,668	2,350,000	4,430
91282C-GR-6	US Treasury Note 4.625% 03/15/26		03/14/2023	ScotiaMcLeod Corporation		3,546,484	3,500,000	0
91282C-GU-9	US Treasury Note 3.875% 03/31/25		04/14/2023	Various		4,785,750	4,800,000	6,861
91282C-GX-3	US Treasury Note 3.875% 04/30/25		05/19/2023	Various		8,450,262	8,500,000	16,363
0109999999. Subtotal - Bonds - U.S. Governments						58,830,543	61,975,000	167,224
3130AT-UQ-8	FHLB Note 4.750% 03/08/24		01/05/2023	Various		2,271,025	2,275,000	18,763
31320Q-CC-8	FHLMC Pool SD2767 MBS 5.000% 05/01/53		04/25/2023	Stonex Financial Corp		768,351	758,865	2,740
3133EP-BF-1	FEDERAL FARM CREDIT BANK Agency Note 4.875% 08/21/24		02/13/2023	Cantor Fitzgerald		2,499,500	2,500,000	0
3140XK-UW-8	FNMA Pool FS4196 MBS 4.500% 10/01/50		04/25/2023	CitiGroup		861,995	867,689	1,085
0909999999. Subtotal - Bonds - U.S. Special Revenues						6,400,871	6,401,554	22,588
00138C-AS-7	AIG GLOBAL FUNDI Corp Note Non Call 144A 0.650% 06/17/24		05/23/2023	Toronto Dominion Sec		1,015,155	1,068,000	3,047
00287Y-AQ-2	ABBVIE INC Corp Note Call MW 3.600% 05/14/25		12/12/2023	Morgan Stanley		2,374,803	2,433,000	7,299
025816-CQ-0	AMERICAN EXPRESS CO Corp Note Call 2.250% 03/04/25		12/13/2023	Pershing		1,155,036	1,200,000	7,575
02665W-EJ-6	AMERICAN HONDA FINANCE Corp Note MW 5.000% 05/23/25		05/23/2023	Mizuho Investor Sec Co		1,199,172	1,200,000	0
03076C-AK-2	AMERIPRISE FINANCIAL INC Corp Note Call MW 3.000% 04/02/25		12/12/2023	Merrill Lynch		1,149,521	1,185,000	7,110
03116Z-DM-9	AMGEN INC Corp Note MW 5.250% 03/02/25		02/15/2023	Merrill Lynch		559,630	560,000	0
05333Z-BD-3	AUTOZONE INC Corp Note Call MW 4.750% 02/01/33		01/23/2023	JP Morgan Chase		1,132,118	1,134,000	0
05593A-AC-3	BMW Vehicle Lease Trust BMWLT 2023-1 A3 ABS 5.160% 11/25/25		02/07/2023	Merrill Lynch		323,992	324,000	0
06051G-KG-3	BANK OF AMER CRP Corp Note Call MW 1.843% 02/04/25		12/18/2023	Goldman Sachs		1,508,823	1,517,000	10,562
233853-AL-4	DAIMLER TRUCK FINAN NA Corp Note Non Call 144A 3.500% 04/07/25		12/13/2023	Market Axess		1,420,745	1,459,000	9,646
26442E-AJ-9	DUKE ENERGY OHIO INC Corp Note Call MW 5.250% 04/01/33		03/20/2023	CitiGroup		526,705	527,000	0
404119-CK-3	HCA INC Corp Note Call MW 3.625% 03/15/32		08/07/2023	Tax Free Exchange		949,414	970,000	13,870
40428H-VL-3	HSBC USA INC Corp Note Non Call 5.625% 03/17/25		12/12/2023	Morgan Stanley		2,349,878	2,348,000	31,918
42824C-BL-2	HP ENTERPRISE CO Corp Note Non Call 5.900% 10/01/24		03/07/2023	HSBC Securities Inc		448,704	449,000	0
43815J-AC-7	Honda Auto Receivables Owner T HAROT 2023-1 A3 ABS 5.040% 04/21/27		02/16/2023	CitiGroup		1,206,776	1,207,000	0
45866F-AT-1	INTERCONTINENT Corp Note Call MW 3.650% 05/23/25		12/12/2023	Goldman Sachs		1,898,735	1,948,000	4,148
49177J-AB-8	KENVUE INC Corp Note Non Call 5.500% 03/22/25		12/12/2023	Merrill Lynch		1,883,100	1,877,000	23,515
50117K-AC-4	Kubota Credit Owner Trust KCOT 2023-1A A3 ABS 144A 5.020% 06/15/27		03/28/2023	Mizuho Investor Sec Co		1,062,834	1,063,000	0
55279H-AV-2	MANUF & TRADERS TRUST CO Corp Note Call MW 4.650% 01/27/26		01/24/2023	Merrill Lynch		1,690,054	1,693,000	0
58933Y-AR-6	MERCK & CO INC Corp Note Call MW 2.750% 02/10/25		12/12/2023	Merrill Lynch		2,098,374	2,158,000	20,441
61747Y-EA-9	MORGAN STANLEY Corp Note Call MW 0.790% 05/30/25		12/12/2023	Barclays Group Inc		1,143,146	1,175,000	361
637639-AJ-4	NATIONAL SECS CLEARING Corp Note Non Call 144A 5.150% 05/30/25		12/12/2023	Jane Street Execution Services		1,599,072	1,600,000	3,204
65339K-BP-4	NEXTERA ENERGY CAPITAL Corp Note Non-Call 6.051% 03/01/25		02/22/2023	Merrill Lynch		1,804,500	1,800,000	0
65473P-AN-5	NISOURCE INC Corp Note Call MW 5.250% 03/30/28		03/21/2023	JP Morgan Chase		167,713	168,000	0
718547-AH-5	PHILLIPS 66 Corp Note Call MW 3.750% 03/01/28		05/03/2023	Tax Free Exchange		966,588	970,000	6,265
75951A-CY-2	RELIANCE STAND LIFE II Corp Note Non Call 144A 5.243% 02/02/26		01/26/2023	Credit Suisse		1,132,000	1,132,000	0
806851-AG-6	SCHLUMBERGER HLDGS CORP Corp Note Call MW 144A 4.000% 12/21/25		01/20/2023	Various		282,928	289,000	1,060
857477-BZ-5	STATE STREET CORP Corp Note Call 4.857% 01/26/26		01/23/2023	Goldman Sachs		293,000	293,000	0
89236T-EW-1	TOYOTA MOTOR CREDIT CORP Corp Note Non Call 3.400% 04/14/25		12/13/2023	Pershing		1,233,383	1,263,000	7,276
26253E-AP-3	Dryden Senior Loan Fund DRSLF 2022-113A AIR QLO 144A 7.046% 10/20/35	D.	09/14/2023	BNP Paribas Securities Corp		1,995,000	1,995,000	0
1109999999. Subtotal - Bonds - Industrial and Miscellaneous (Unaffiliated)						36,570,899	37,005,000	157,297
2509999997. Total - Bonds - Part 3						101,802,313	105,381,554	347,109
2509999998. Total - Bonds - Part 5						10,162,293	10,208,983	207
2509999999. Total - Bonds						111,964,606	115,590,537	347,316
4509999997. Total - Preferred Stocks - Part 3						0	XXX	0
4509999998. Total - Preferred Stocks - Part 5						0	XXX	0
4509999999. Total - Preferred Stocks						0	XXX	0

ANNUAL STATEMENT FOR THE YEAR 2023 OF THE UnitedHealthcare Plan of the River Valley, Inc.

SCHEDULE D - PART 3

Showing All Long-Term Bonds and Stocks ACQUIRED During Current Year

1 CUSIP Identification	2 Description	3 Foreign	4 Date Acquired	5 Name of Vendor	6 Number of Shares of Stock	7 Actual Cost	8 Par Value	9 Paid for Accrued Interest and Dividends
5989999997. Total - Common Stocks - Part 3						0	XXX	0
5989999998. Total - Common Stocks - Part 5						0	XXX	0
5989999999. Total - Common Stocks						0	XXX	0
5999999999. Total - Preferred and Common Stocks						0	XXX	0
6009999999 - Totals						111,964,606	XXX	347,316

ANNUAL STATEMENT FOR THE YEAR 2023 OF THE UnitedHealthcare Plan of the River Valley, Inc.

SCHEDULE D - PART 4

Showing All Long-Term Bonds and Stocks SOLD, REDEEMED or Otherwise DISPOSED OF During Current Year

1	2	3	4	5	6	7	8	9	10	Change In Book/Adjusted Carrying Value					16	17	18	19	20	21
										11	12	13	14	15						
CUSIP Identification	Description	Foreign	Disposal Date	Name of Purchaser	Number of Shares of Stock	Consideration	Par Value	Actual Cost	Prior Year Book/ Adjusted Carrying Value	Unrealized Valuation Increase/ (Decrease)	Current Year's (Amortization)/ Accretion	Current Year's Other-Than-Temporary Impairment Recognized	Total Change in Book/ Adjusted Carrying Value (11+12-13)	Total Foreign Exchange Change in Book/ Adjusted Carrying Value	Book/ Adjusted Carrying Value at Disposal Date	Foreign Exchange Gain (Loss) on Disposal	Realized Gain (Loss) on Disposal	Total Gain (Loss) on Disposal	Bond Interest/ Stock Dividends Received During Year	Stated Contractual Maturity Date
912828-4D-9	US Treasury Note 2.500% 03/31/23		03/31/2023	Maturity		1,600,000	1,600,000	1,655,563	1,609,016	0	(9,016)	0	(9,016)	0	1,600,000	0	0	0	20,000	03/31/2023
912828-4S-6	US Treasury Note 2.750% 05/31/23		05/31/2023	Maturity		2,300,000	2,300,000	2,311,859	2,304,882	0	(4,882)	0	(4,882)	0	2,300,000	0	0	0	31,625	05/31/2023
912828-R6-9	US Treasury Note 1.625% 05/31/23		05/31/2023	Maturity		10,000,000	10,000,000	9,940,879	9,976,795	0	23,205	0	23,205	0	10,000,000	0	0	0	81,250	05/31/2023
912828-T2-6	US Treasury Note 1.375% 09/30/23		09/30/2023	Maturity		4,800,000	4,800,000	4,667,063	4,700,672	0	99,328	0	99,328	0	4,800,000	0	0	0	66,000	09/30/2023
912828-T9-1	US Treasury Note 1.625% 10/31/23		10/31/2023	Maturity		5,000,000	5,000,000	4,958,984	4,975,872	0	24,128	0	24,128	0	5,000,000	0	0	0	81,250	10/31/2023
912828-WE-6	US Treasury Note 2.750% 11/15/23		11/15/2023	Maturity		25,610,000	25,610,000	27,737,581	26,148,671	0	(538,671)	0	(538,671)	0	25,610,000	0	0	0	704,275	11/15/2023
912828-ZU-7	US Treasury Note 0.250% 06/15/23		06/15/2023	Maturity		4,800,000	4,800,000	4,704,000	4,757,625	0	42,375	0	42,375	0	4,800,000	0	0	0	6,000	06/15/2023
91282C-BD-2	US Treasury Note 0.125% 12/31/22		01/03/2023	Maturity		1,700,000	1,700,000	1,700,066	1,700,000	0	0	0	0	0	1,700,000	0	0	0	1,063	01/03/2023
91282C-CD-1	US Treasury Note 0.125% 05/31/23		05/31/2023	Maturity		800,000	800,000	797,781	799,532	0	468	0	468	0	800,000	0	0	0	500	05/31/2023
91282C-DA-6	US Treasury Note 0.250% 09/30/23		09/30/2023	Maturity		600,000	600,000	599,484	599,808	0	192	0	192	0	600,000	0	0	0	1,500	09/30/2023
91282C-DM-0	US Treasury Note 0.500% 11/30/23		11/30/2023	Maturity		7,250,000	7,250,000	7,038,748	7,119,106	0	130,894	0	130,894	0	7,250,000	0	0	0	36,250	11/30/2023
0109999999 Subtotal - Bonds - U.S. Governments						64,460,000	64,460,000	66,112,008	64,691,979	0	(231,979)	0	(231,979)	0	64,460,000	0	0	0	1,029,713	XXX
649660-YP-9	NEW YORK NY GO Non Call 5.000% 08/01/31		12/18/2023	UBS Financial Services		2,348,580	2,000,000	2,381,480	2,360,332	0	(36,677)	0	(36,677)	0	2,323,655	0	24,925	24,925	138,611	08/01/2031
649660-YO-7	NEW YORK NY GO Non Call 5.000% 08/01/32		12/18/2023	Raymond James & Assoc		2,390,040	2,000,000	2,406,020	2,386,062	0	(34,627)	0	(34,627)	0	2,351,435	0	38,605	38,605	138,611	08/01/2032
0709999999 Subtotal - Bonds - U.S. Political Subdivisions of States, Territories and Possessions						4,738,620	4,000,000	4,787,500	4,746,394	0	(71,304)	0	(71,304)	0	4,675,090	0	63,530	63,530	277,222	XXX
161036-TC-2	CHARLOTTE NC ARPT REVENUE Rev Bond Non Call 5.000% 07/01/30		06/15/2023	Fifth Third Bank, Lexington KY		1,284,671	1,125,000	1,275,863	1,266,270	0	(7,922)	0	(7,922)	0	1,258,348	0	26,323	26,323	59,063	07/01/2030
161036-TD-0	CHARLOTTE NC ARPT REVENUE Rev Bond Non Call 5.000% 07/01/31		06/15/2023	Pershing		1,449,063	1,250,000	1,425,000	1,415,305	0	(8,016)	0	(8,016)	0	1,407,289	0	41,774	41,774	65,625	07/01/2031
3128MJ-2L-3	FHLIC Pool G08778 MBS 3.000% 09/01/47		12/01/2023	Paydown		24,406	24,406	24,351	24,352	0	54	0	54	0	24,406	0	0	0	406	09/01/2047
3128MJ-3J-7	FHLIC Pool G08800 MBS 3.500% 02/01/48		12/01/2023	Paydown		25,217	25,217	25,424	25,412	0	(195)	0	(195)	0	25,217	0	0	0	452	02/01/2048
3128MJ-4A-5	FHLIC Pool G08816 MBS 3.000% 06/01/48		12/01/2023	Paydown		35,007	35,007	35,275	35,260	0	(253)	0	(253)	0	35,007	0	0	0	667	06/01/2048
3128MJ-6T-2	FHLIC Pool G08881 MBS 3.500% 06/01/49		12/01/2023	Paydown		25,844	25,844	26,490	26,469	0	(624)	0	(624)	0	25,844	0	0	0	475	06/01/2049
3128MJ-V5-6	FHLIC Pool G08635 MBS 3.000% 04/01/45		12/01/2023	Paydown		23,674	23,674	23,707	23,704	0	(29)	0	(29)	0	23,674	0	0	0	377	04/01/2045
3128MJ-XX-3	FHLIC Pool G08693 MBS 3.500% 02/01/46		12/01/2023	Paydown		28,175	28,175	28,741	28,711	0	(536)	0	(536)	0	28,175	0	0	0	515	02/01/2046
3128MJ-ZM-5	FHLIC Pool G08747 MBS 3.000% 01/01/47		12/01/2023	Paydown		90,195	90,195	90,026	90,029	0	165	0	165	0	90,195	0	0	0	1,457	01/01/2047
3128PL-PR-7	FHLIC Pool J08532 MBS 5.500% 08/01/23		08/01/2023	Paydown		6,231	6,231	6,301	6,223	0	8	0	8	0	6,231	0	0	0	111	08/01/2023
3128PU-WF-5	FHLIC Pool J15146 MBS 4.500% 04/01/26		12/01/2023	Paydown		8,992	8,992	9,559	9,115	0	(122)	0	(122)	0	8,992	0	0	0	221	04/01/2026
3128PV-F3-9	FHLIC Pool J15586 MBS 4.500% 06/01/26		12/01/2023	Paydown		12,000	12,000	12,757	12,635	0	(635)	0	(635)	0	12,000	0	0	0	214	06/01/2026
312926-2P-2	FHLIC Pool A80782 MBS 6.000% 08/01/38		12/01/2023	Paydown		1,273	1,273	1,297	1,287	0	(13)	0	(13)	0	1,273	0	0	0	42	08/01/2038
31292L-YA-7	FHLIC Pool C04305 MBS 3.000% 11/01/42		12/01/2023	Paydown		19,021	19,021	19,835	19,683	0	(662)	0	(662)	0	19,021	0	0	0	295	11/01/2042
3131XY-WF-2	FHLIC Pool ZM5146 MBS 4.000% 12/01/47		12/01/2023	Paydown		17,693	17,693	19,053	18,996	0	(1,304)	0	(1,304)	0	17,693	0	0	0	402	12/01/2047
3132AE-EZ-5	FHLIC Pool ZT1952 MBS 4.000% 05/01/49		12/01/2023	Paydown		15,557	15,557	16,116	16,097	0	(540)	0	(540)	0	15,557	0	0	0	356	05/01/2049
3132AE-J8-0	FHLIC Pool ZT2087 MBS 4.000% 06/01/49		12/01/2023	Paydown		31,439	31,439	32,637	32,586	0	(1,147)	0	(1,147)	0	31,439	0	0	0	637	06/01/2049
3132DM-BC-8	FHLIC POOL SD0035 MBS 3.000% 04/01/47		12/01/2023	Paydown		51,569	51,569	52,463	52,400	0	(832)	0	(832)	0	51,569	0	0	0	809	04/01/2047
3132DN-2F-9	FHLIC Pool SD1674 MBS 4.500% 10/01/52		06/13/2023	Merrill Lynch		3,286,545	3,373,519	3,219,075	3,219,896	0	267	0	267	0	3,220,163	0	66,382	66,382	81,808	10/01/2052
3132DN-2F-9	FHLIC Pool SD1674 MBS 4.500% 10/01/52		06/01/2023	Paydown		136,836	136,836	130,572	130,605	0	6,231	0	6,231	0	136,836	0	0	0	1,845	10/01/2052
3132DN-YI-7	FHLIC Pool SD1625 MBS 5.000% 09/01/52		06/13/2023	Pierpont Securities LLC		6,451,666	6,477,729	6,325,907	6,326,610	0	277	0	277	0	6,326,887	0	124,779	124,779	174,539	09/01/2052
3132DN-YI-7	FHLIC Pool SD1625 MBS 5.000% 09/01/52		06/01/2023	Paydown		245,480	245,480	239,726	239,753	0	5,727	0	5,727	0	245,480	0	0	0	3,553	09/01/2052
3132DV-3P-8	FHLIC Pool SD8006 MBS 4.000% 08/01/49		12/01/2023	Paydown		30,105	30,105	31,246	31,211	0	(1,106)	0	(1,106)	0	30,105	0	0	0	593	08/01/2049
3132DV-7D-1	FHLIC Pool SD8092 MBS 3.000% 09/01/50		12/01/2023	Paydown		163,044	163,044	171,171	170,955	0	(7,911)	0	(7,911)	0	163,044	0	0	0	2,552	09/01/2050
3132GV-JS-7	FHLIC Pool Q02073 MBS 4.500% 07/01/41		12/01/2023	Paydown		35,773	35,773	38,719	38,446	0	(2,673)	0	(2,673)	0	35,773	0	0	0	783	07/01/2041
3132GV-JF-0	FHLIC Pool Q09862 MBS 3.500% 08/01/42		12/01/2023	Paydown		18,408	18,408	19,677	19,293	0	(885)	0	(885)	0	18,408	0	0	0	139	08/01/2042
3132HQ-DB-5	FHLIC Pool Q13698 MBS 3.000% 12/01/42		12/01/2023	Paydown		17,555	17,555	18,383	18,137	0	(582)	0	(582)	0	17,555	0	0	0	289	12/01/2042
3132HQ-MA-1	FHLIC Pool Q13979 MBS 3.000% 12/01/42		12/01/2023	Paydown		49,966	49,966	52,308	51,571	0	(1,605)	0	(1,605)	0	49,966	0	0	0	1,209	12/01/2042
3132JA-PW-9	FHLIC Pool Q19036 MBS 3.500% 06/01/43		12/01/2023	Paydown		11,125	11,125	11,532	11,467	0	(342)	0	(342)	0	11,125	0	0	0	161	06/01/2043
3132L6-ST-9	FHLIC Pool V81430 MBS 4.000% 11/01/44		12/01/2023	Paydown		40,870	40,870	42,428	42,294	0	(1,424)	0	(1,424)	0	40,870	0	0	0	828	11/01/2044
3132MA-VC-2	FHLIC Pool Q29911 MBS 3.500% 11/01/44		12/01/2023	Paydown		28,304	28,304	29,781	29,465	0	(1,161)	0	(1,161)	0	28,304	0	0	0	485	11/01/2044

E14

ANNUAL STATEMENT FOR THE YEAR 2023 OF THE UnitedHealthcare Plan of the River Valley, Inc.

SCHEDULE D - PART 4

Showing All Long-Term Bonds and Stocks SOLD, REDEEMED or Otherwise DISPOSED OF During Current Year

1	2	3	4	5	6	7	8	9	10	Change In Book/Adjusted Carrying Value					16	17	18	19	20	21
										11	12	13	14	15						
CUSIP Identification	Description	Foreign	Disposal Date	Name of Purchaser	Number of Shares of Stock	Con- sideration	Par Value	Actual Cost	Prior Year Book/ Adjusted Carrying Value	Unrealized Valuation Increase/ (Decrease)	Current Year's (Amor- tization)/ Accretion	Current Year's Other- Than- Temporary Impairment Recognized	Total Change in Book/ Adjusted Carrying Value (11+12-13)	Total Foreign Exchange Change in Book/ Adjusted Carrying Value	Book/ Adjusted Carrying Value at Disposal Date	Foreign Exchange Gain (Loss) on Disposal	Realized Gain (Loss) on Disposal	Total Gain (Loss) on Disposal	Bond Interest/ Stock Dividends Received During Year	Stated Contractual Maturity Date
3132QL-BR-3	FHLMC Pool Q30047 MBS 3.500% 11/01/44		12/01/2023	Paydown		3,759	3,759	3,891	3,882	0	(123)	0	(123)	0	3,759	0	0	0	72	11/01/2044
3132QM-6F-3	FHLMC Pool Q31769 MBS 4.000% 03/01/45		12/01/2023	Paydown		23,369	23,369	24,841	24,522	0	(1,153)	0	(1,153)	0	23,369	0	0	0	843	03/01/2045
3132QN-XX-2	FHLMC Pool Q32493 MBS 4.000% 04/01/45		12/01/2023	Paydown		7,858	7,858	8,347	8,245	0	(386)	0	(386)	0	7,858	0	0	0	174	04/01/2045
3132WH-5N-1	FHLMC Pool Q44452 MBS 3.000% 11/01/46		12/01/2023	Paydown		36,965	36,965	36,789	36,797	0	168	0	168	0	36,965	0	0	0	587	11/01/2046
3132XU-SH-9	FHLMC Pool Q52319 MBS 3.500% 11/01/47		12/01/2023	Paydown		46,631	46,631	46,727	46,719	0	(89)	0	(89)	0	46,631	0	0	0	838	11/01/2047
3132Y1-YV-4	FHLMC Pool Q57923 MBS 4.000% 08/01/48		12/01/2023	Paydown		31,799	31,799	32,692	32,642	0	(842)	0	(842)	0	31,799	0	0	0	715	08/01/2048
3132Y2-RF-5	FHLMC Pool Q58585 MBS 4.000% 09/01/48		12/01/2023	Paydown		17,432	17,432	17,934	17,913	0	(481)	0	(481)	0	17,432	0	0	0	370	09/01/2048
31335A-HP-6	FHLMC Pool G60238 MBS 3.500% 10/01/45		12/01/2023	Paydown		75,678	75,678	79,036	78,866	0	(3,189)	0	(3,189)	0	75,678	0	0	0	1,431	10/01/2045
3133BJ-NU-2	FHLMC Pool QE8503 MBS 5.000% 08/01/52		06/13/2023	Toronto Dominion Sec		2,288,150	2,289,525	2,220,482	2,220,824	0	110	0	110	0	2,220,934	0	47,216	47,216	61,690	08/01/2052
3133BJ-NU-2	FHLMC Pool QE8503 MBS 5.000% 08/01/52		06/01/2023	Paydown		135,423	135,423	131,339	131,359	0	4,064	0	4,064	0	135,423	0	0	0	1,647	08/01/2052
3133EN-2T-6	FFC Agency Note Non Call 4.750% 11/21/23		11/21/2023	Maturity		1,361,000	1,361,000	1,359,877	1,360,003	0	997	0	997	0	1,361,000	0	0	0	64,648	11/21/2023
3133KK-AE-9	FHLMC Pool Ra3605 MBS 2.500% 10/01/50		12/01/2023	Paydown		151,775	151,775	159,868	159,541	0	(7,766)	0	(7,766)	0	151,775	0	0	0	1,860	10/01/2050
3133KK-AH-2	FHLMC Pool RA3608 MBS 2.500% 09/01/50		12/01/2023	Paydown		161,509	161,509	170,392	170,130	0	(8,621)	0	(8,621)	0	161,509	0	0	0	2,180	09/01/2050
3133KK-D6-3	FHLMC Pool RA3725 MBS 2.000% 10/01/50		12/01/2023	Paydown		126,672	126,672	131,095	130,862	0	(4,191)	0	(4,191)	0	126,672	0	0	0	1,426	10/01/2050
3133KK-ND-7	FHLMC Pool RA3988 MBS 2.500% 11/01/50		12/01/2023	Paydown		35,259	35,259	37,214	37,149	0	(1,890)	0	(1,890)	0	35,259	0	0	0	466	11/01/2050
3136AN-GF-8	FHLMC FNR 2015-22 HT RMBS 3.000% 04/25/45		12/01/2023	Paydown		24,412	24,412	25,416	25,416	0	(404)	0	(404)	0	24,412	0	0	0	376	04/25/2045
3137BP-VM-8	FHLMC FHMS K152 A1 CMBS 2.830% 05/25/30		12/01/2023	Paydown		65,964	65,964	67,279	66,419	0	(455)	0	(455)	0	65,964	0	0	0	1,016	05/25/2030
3137EA-EW-5	FHLMC Note Non Call 0.250% 09/08/23		09/08/2023	Maturity		406,000	406,000	405,866	405,970	0	30	0	30	0	406,000	0	0	0	1,015	09/08/2023
3137EA-EW-1	FHLMC Note Non Call 0.125% 10/16/23		10/16/2023	Maturity		634,000	634,000	631,635	633,377	0	623	0	623	0	634,000	0	0	0	793	10/16/2023
3138A2-B0-1	FNMA Pool AH0946 MBS 4.000% 12/01/40		12/01/2023	Paydown		5,877	5,877	6,177	6,114	0	(237)	0	(237)	0	5,877	0	0	0	134	12/01/2040
3138AP-DP-0	FNMA Pool AI9109 MBS 4.000% 05/01/42		12/01/2023	Paydown		79,088	79,088	85,353	83,324	0	(4,236)	0	(4,236)	0	79,088	0	0	0	1,862	05/01/2042
3138AT-CX-6	FNMA Pool AJ1885 MBS 3.000% 03/01/42		12/01/2023	Paydown		274	274	291	285	0	(11)	0	(11)	0	274	0	0	0	5	03/01/2042
3138AW-EN-9	FNMA Pool AJ4640 MBS 4.000% 10/01/41		12/01/2023	Paydown		10,234	10,234	10,802	10,764	0	(530)	0	(530)	0	10,234	0	0	0	213	10/01/2041
3138E9-YH-7	FNMA Pool AK5211 MBS 3.000% 04/01/27		12/01/2023	Paydown		77,751	77,751	81,772	78,867	0	(1,115)	0	(1,115)	0	77,751	0	0	0	1,325	04/01/2027
3138EE-7J-2	FNMA Pool AK9896 MBS 3.500% 07/01/42		12/01/2023	Paydown		65,031	65,031	69,390	68,068	0	(3,038)	0	(3,038)	0	65,031	0	0	0	1,447	07/01/2042
3138EN-LE-7	FNMA Pool AL5724 MBS 4.500% 10/01/44		12/01/2023	Paydown		30,654	30,654	33,346	33,102	0	(2,448)	0	(2,448)	0	30,654	0	0	0	711	10/01/2044
3138EN-QA-0	FNMA Pool AI5848 MBS 4.000% 09/01/44		12/01/2023	Paydown		44,492	44,492	45,670	45,598	0	(1,106)	0	(1,106)	0	44,492	0	0	0	973	09/01/2044
3138EP-YR-9	FNMA Pool AL7019 MBS 3.500% 11/01/42		12/01/2023	Paydown		43,527	43,527	44,398	44,308	0	(780)	0	(780)	0	43,527	0	0	0	953	11/01/2042
3138EQ-K8-4	FNMA Pool AL7518 MBS 3.500% 10/01/45		12/01/2023	Paydown		30,634	30,634	32,683	32,528	0	(1,894)	0	(1,894)	0	30,634	0	0	0	589	10/01/2045
3138ER-FX-3	FNMA Pool AL9181 MBS 3.000% 10/01/46		12/01/2023	Paydown		111,826	111,826	115,862	115,529	0	(3,703)	0	(3,703)	0	111,826	0	0	0	1,823	10/01/2046
3138M4-E3-2	FNMA Pool AP1053 MBS 3.500% 07/01/42		12/01/2023	Paydown		34,262	34,262	36,564	35,888	0	(1,625)	0	(1,625)	0	34,262	0	0	0	587	07/01/2042
3138M4-TC-6	FNMA Pool AP1446 MBS 3.500% 08/01/42		12/01/2023	Paydown		46,463	46,463	49,708	48,706	0	(2,243)	0	(2,243)	0	46,463	0	0	0	1,220	08/01/2042
3138M7-6J-9	FNMA Pool AP4472 MBS 3.500% 08/01/42		12/01/2023	Paydown		4,477	4,477	4,776	4,727	0	(250)	0	(250)	0	4,477	0	0	0	105	08/01/2042
3138M9-3C-3	FNMA Pool AP6194 MBS 3.500% 08/01/42		12/01/2023	Paydown		33,689	33,689	36,131	35,375	0	(1,687)	0	(1,687)	0	33,689	0	0	0	617	08/01/2042
3138M9-VP-3	FNMA Pool AP6021 MBS 3.000% 04/01/43		12/01/2023	Paydown		41,773	41,773	42,804	42,594	0	(821)	0	(821)	0	41,773	0	0	0	602	04/01/2043
3138MK-VC-7	FNMA Pool AQ4210 MBS 3.000% 11/01/42		12/01/2023	Paydown		41,898	41,898	44,137	43,450	0	(1,552)	0	(1,552)	0	41,898	0	0	0	672	11/01/2042
3138MS-AA-1	FNMA Pool AQ9826 MBS 3.000% 12/01/42		12/01/2023	Paydown		12,333	12,333	12,971	12,781	0	(448)	0	(448)	0	12,333	0	0	0	201	12/01/2042
3138NI-YS-3	FNMA Pool AR0688 MBS 3.000% 12/01/42		12/01/2023	Paydown		3,711	3,711	3,896	3,844	0	(133)	0	(133)	0	3,711	0	0	0	61	12/01/2042
3138NI-F3-2	FNMA Pool AS2885 MBS 3.500% 07/01/44		12/01/2023	Paydown		27,470	27,470	28,156	27,978	0	(508)	0	(508)	0	27,470	0	0	0	457	07/01/2044
3138IF-IM-5	FNMA Pool AS5778 MBS 3.500% 09/01/45		12/01/2023	Paydown		14,376	14,376	14,587	14,568	0	(191)	0	(191)	0	14,376	0	0	0	309	09/01/2045
3138IG-YP-3	FNMA Pool AS7017 MBS 3.500% 04/01/46		12/01/2023	Paydown		56,673	56,673	59,808	59,218	0	(2,545)	0	(2,545)	0	56,673	0	0	0	1,140	04/01/2046
3138JW-JD-1	FNMA Pool AS8359 MBS 3.000% 11/01/46		12/01/2023	Paydown		26,564	26,564	28,035	27,985	0	(1,422)	0	(1,422)	0	26,564	0	0	0	397	11/01/2046
3138IK-3E-3	FNMA Pool AS9796 MBS 3.500% 06/01/47		12/01/2023	Paydown		40,525	40,525	40,357	40,357	0	168	0	168	0	40,525	0	0	0	803	06/01/2047
3138IK-XE-0	FNMA Pool AS9676 MBS 4.000% 05/01/47		12/01/2023	Paydown		38,197	38,197	40,220	40,113	0	(1,917)	0	(1,917)	0	38,197	0	0	0	844	05/01/2047
3138K9-WS-4	FNMA Pool AU9656 MBS 4.500% 09/01/43		12/01/2023	Paydown		6,863	6,863	7,444	7,313	0	(450)	0	(450)	0	6,863	0	0	0	170	09/01/2043
3138XE-TZ-1	FNMA Pool AV3267 MBS 5.000% 12/01/43		12/01/2023	Paydown		7,985	7,985	8,947	8,733	0	(748)	0	(748)	0	7,985	0	0	0	218	12/01/2043
3138Y7-D9-0	FNMA Pool AX5527 MBS 3.500% 06/01/46		12/01/2023	Paydown		22,819	22,819	24,292	24,216	0	(1,397)	0	(1,397)	0	22,819	0	0	0	422	06/01/2046
3138YA-FD-2	FNMA Pool AX8263 MBS 4.000% 12/01/44		12/01/2023	Paydown		6,198	6,198	6,601	6,510	0	(312)	0	(312)	0	6,198	0	0	0	136	12/01/2044
3138YB-DG-5	FNMA Pool AX9102 MBS 4.500% 11/01/44		12/01/2023	Paydown		108,288	108,288	117,898	115,767	0	(7,479)	0	(7,479)	0	108,288	0	0	0	2,110	11/01/2044

ANNUAL STATEMENT FOR THE YEAR 2023 OF THE UnitedHealthcare Plan of the River Valley, Inc.

SCHEDULE D - PART 4

Showing All Long-Term Bonds and Stocks SOLD, REDEEMED or Otherwise DISPOSED OF During Current Year

1	2	3	4	5	6	7	8	9	10	Change In Book/Adjusted Carrying Value					16	17	18	19	20	21
										11	12	13	14	15						
CUSIP Identification	Description	Foreign	Disposal Date	Name of Purchaser	Number of Shares of Stock	Consideration	Par Value	Actual Cost	Prior Year Book/ Adjusted Carrying Value	Unrealized Valuation Increase/ (Decrease)	Current Year's (Amortization)/ Accretion	Current Year's Other-Than-Temporary Impairment Recognized	Total Change in Book/ Adjusted Carrying Value (11+12-13)	Total Foreign Exchange Change in Book/ Adjusted Carrying Value	Book/ Adjusted Carrying Value at Disposal Date	Foreign Exchange Gain (Loss) on Disposal	Realized Gain (Loss) on Disposal	Total Gain (Loss) on Disposal	Bond Interest/ Stock Dividends Received During Year	Stated Contractual Maturity Date
3138YN-MS-3	FNMA Pool AY8468 MBS	4.00%	08/01/45	Paydown		55,134	55,134	58,821	58,035	0	(2,901)	0	(2,901)	0	55,134	0	0	0	486	08/01/2045
3140E0-60-3	FNMA Pool AZ8078 MBS	3.500%	08/01/45	Paydown		19,377	19,377	20,140	19,979	0	(602)	0	(602)	0	19,377	0	0	0	265	08/01/2045
3140E1-AM-7	FNMA Pool BC1811 MBS	3.000%	04/01/46	Paydown		52,214	52,214	54,180	54,113	0	(1,899)	0	(1,899)	0	52,214	0	0	0	655	04/01/2046
3140F0-US-1	FNMA Pool BC5092 MBS	3.500%	11/01/43	Paydown		18,992	18,992	20,221	20,155	0	(1,163)	0	(1,163)	0	18,992	0	0	0	377	11/01/2043
3140F1-YH-9	FNMA Pool BC6111 MBS	3.500%	06/01/46	Paydown		141,782	141,782	152,260	151,127	0	(9,346)	0	(9,346)	0	141,782	0	0	0	2,921	06/01/2046
3140F5-DT-7	FNMA Pool BC9113 MBS	3.500%	05/01/46	Paydown		43,701	43,701	46,787	46,196	0	(2,495)	0	(2,495)	0	43,701	0	0	0	216	05/01/2046
3140F9-RX-5	FNMA Pool BD2301 MBS	3.000%	06/01/46	Paydown		18,568	18,568	19,360	19,206	0	(639)	0	(639)	0	18,568	0	0	0	305	06/01/2046
3140GP-4K-1	FNMA Pool BH1725 MBS	4.000%	06/01/47	Paydown		59,819	59,819	63,184	63,062	0	(3,243)	0	(3,243)	0	59,819	0	0	0	783	06/01/2047
3140J6-GP-6	FNMA Pool BM2005 MBS	4.000%	12/01/47	Paydown		24,353	24,353	25,165	25,124	0	(771)	0	(771)	0	24,353	0	0	0	497	12/01/2047
3140J8-MR-1	FNMA Pool BM3967 MBS	4.000%	11/01/46	Paydown		62,308	62,308	66,966	66,739	0	(4,431)	0	(4,431)	0	62,308	0	0	0	1,349	11/01/2046
3140J8-VQ-3	FNMA Pool BM4222 MBS	3.000%	01/01/44	Paydown		121,391	121,391	124,966	124,693	0	(3,302)	0	(3,302)	0	121,391	0	0	0	1,920	01/01/2044
3140J9-QR-5	FNMA Pool BM4963 MBS	3.000%	05/01/48	Paydown		33,642	33,642	34,454	34,398	0	(755)	0	(755)	0	33,642	0	0	0	529	05/01/2048
3140J9-SN-2	FNMA Pool BM5024 MBS	3.000%	11/01/48	Paydown		32,523	32,523	33,288	33,250	0	(727)	0	(727)	0	32,523	0	0	0	530	11/01/2048
3140J9-UB-2	FNMA Pool BM5106 MBS	4.500%	12/01/48	Paydown		69,268	69,268	74,468	74,266	0	(4,998)	0	(4,998)	0	69,268	0	0	0	1,646	12/01/2048
3140JA-EM-6	FNMA Pool BM5539 MBS	5.000%	01/01/49	Paydown		87,847	87,847	96,536	96,215	0	(8,368)	0	(8,368)	0	87,847	0	0	0	1,878	01/01/2049
3140JA-FG-8	FNMA Pool BM5566 MBS	4.500%	02/01/49	Paydown		24,888	24,888	26,199	26,129	0	(1,241)	0	(1,241)	0	24,888	0	0	0	798	02/01/2049
3140JA-ND-6	FNMA Pool BM5787 MBS	4.000%	08/01/47	Paydown		22,137	22,137	22,850	22,813	0	(675)	0	(675)	0	22,137	0	0	0	472	08/01/2047
3140JA-PG-7	FNMA Pool BM5822 MBS	3.000%	11/01/48	Paydown		41,924	41,924	42,337	42,308	0	(384)	0	(384)	0	41,924	0	0	0	686	11/01/2048
3140KE-HY-7	FNMA Pool BP6546 MBS	3.000%	08/01/50	Paydown		174,707	174,707	183,743	183,501	0	(8,793)	0	(8,793)	0	174,707	0	0	0	3,017	08/01/2050
3140MR-BM-8	FNMA Pool BI0043 MBS	5.000%	07/01/52	Toronto Dominion Sec		2,526,120	2,549,926	2,473,029	2,473,498	0	20	0	20	0	2,473,518	0	52,601	52,601	68,706	07/01/2052
3140MR-BM-8	FNMA Pool BI0043 MBS	5.000%	07/01/52	Paydown		99,961	99,961	96,947	96,965	0	2,996	0	2,996	0	99,961	0	0	0	1,244	07/01/2052
3140Q7-5V-5	FNMA Pool CA0859 MBS	3.500%	12/01/47	Paydown		43,712	43,712	45,024	44,951	0	(1,239)	0	(1,239)	0	43,712	0	0	0	821	12/01/2047
3140QA-AJ-9	FNMA Pool CA2708 MBS	4.000%	05/01/48	Paydown		37,945	37,945	38,812	38,778	0	(833)	0	(833)	0	37,945	0	0	0	890	05/01/2048
3140QB-2E-7	FNMA Pool CA4372 MBS	4.500%	10/01/49	Paydown		14,742	14,742	15,897	15,873	0	(1,131)	0	(1,131)	0	14,742	0	0	0	386	10/01/2049
3140QC-4B-9	FNMA Pool FM2963 MBS	3.000%	02/01/50	Paydown		100,090	100,090	105,657	105,365	0	(5,275)	0	(5,275)	0	100,090	0	0	0	1,585	02/01/2050
3140QE-DS-8	FNMA Pool CA6412 MBS	2.500%	07/01/50	Paydown		176,386	176,386	185,894	185,602	0	(9,216)	0	(9,216)	0	176,386	0	0	0	2,355	07/01/2050
3140QE-LU-4	FNMA Pool CA6638 MBS	2.500%	08/01/50	Paydown		158,839	158,839	167,500	167,144	0	(8,306)	0	(8,306)	0	158,839	0	0	0	2,429	08/01/2050
3140QE-XQ-0	FNMA Pool CA6986 MBS	2.000%	09/01/50	Paydown		67,825	67,825	70,395	70,247	0	(2,422)	0	(2,422)	0	67,825	0	0	0	646	09/01/2050
3140QF-5E-5	FNMA Pool CA8044 MBS	2.500%	12/01/50	Paydown		79,587	79,587	83,946	83,787	0	(4,199)	0	(4,199)	0	79,587	0	0	0	951	12/01/2050
3140QF-5F-2	FNMA Pool CA8045 MBS	2.500%	12/01/50	Paydown		212,366	212,366	224,610	224,301	0	(11,935)	0	(11,935)	0	212,366	0	0	0	2,931	12/01/2050
3140QF-A3-3	FNMA Pool CA7225 MBS	2.000%	10/01/50	Paydown		164,236	164,236	170,549	170,230	0	(5,993)	0	(5,993)	0	164,236	0	0	0	1,858	10/01/2050
3140QF-S2-6	FNMA Pool CA7725 MBS	2.500%	11/01/50	Paydown		183,377	183,377	193,721	193,254	0	(9,877)	0	(9,877)	0	183,377	0	0	0	2,162	11/01/2050
3140QF-S4-2	FNMA Pool CA7738 MBS	2.500%	11/01/50	Paydown		157,490	157,490	166,299	165,761	0	(8,272)	0	(8,272)	0	157,490	0	0	0	2,307	11/01/2050
3140QG-A9-8	FNMA Pool CA8131 MBS	2.500%	12/01/50	Paydown		194,309	194,309	205,360	204,908	0	(10,599)	0	(10,599)	0	194,309	0	0	0	2,491	12/01/2050
3140QG-AU-1	FNMA Pool CA8118 MBS	2.000%	12/01/50	Paydown		154,791	154,791	160,886	160,590	0	(5,799)	0	(5,799)	0	154,791	0	0	0	1,686	12/01/2050
3140QK-GB-8	FNMA Pool CB0193 MBS	3.000%	04/01/51	Paydown		198,056	198,056	210,342	209,988	0	(11,932)	0	(11,932)	0	198,056	0	0	0	3,444	04/01/2051
3140QK-NE-4	FNMA Pool CB0388 MBS	2.500%	05/01/51	Paydown		232,734	232,734	241,435	241,088	0	(8,354)	0	(8,354)	0	232,734	0	0	0	3,074	05/01/2051
3140X4-DF-0	FNMA Pool FM1001 MBS	3.500%	11/01/48	Paydown		37,815	37,815	38,920	38,868	0	(1,053)	0	(1,053)	0	37,815	0	0	0	715	11/01/2048
3140X4-DQ-6	FNMA Pool FM1010 MBS	3.500%	07/01/48	Paydown		41,212	41,212	42,642	42,545	0	(1,333)	0	(1,333)	0	41,212	0	0	0	760	07/01/2048
3140X4-PB-6	FNMA Pool FM1317 MBS	4.000%	10/01/48	Paydown		66,255	66,255	70,075	69,838	0	(3,583)	0	(3,583)	0	66,255	0	0	0	1,405	10/01/2048
3140X4-TQ-9	FNMA Pool FM1458 MBS	4.500%	04/01/49	Paydown		62,091	62,091	65,419	65,322	0	(3,230)	0	(3,230)	0	62,091	0	0	0	1,704	04/01/2049
3140X6-JH-5	FNMA Pool FM2963 MBS	3.000%	02/01/50	Paydown		109,103	109,103	115,632	115,372	0	(6,269)	0	(6,269)	0	109,103	0	0	0	1,785	02/01/2050
3140X8-3G-0	FNMA Pool FM5298 MBS	3.500%	10/01/50	Paydown		167,092	167,092	176,909	176,664	0	(9,572)	0	(9,572)	0	167,092	0	0	0	3,643	10/01/2050
3140XJ-D9-1	FNMA Pool FS2827 MBS	4.000%	09/01/52	Paydown		102,489	102,489	99,911	99,928	0	2,560	0	2,560	0	102,489	0	0	0	2,488	09/01/2052
3140XJ-J4-6	FNMA Pool FS2982 MBS	5.000%	09/01/52	Stonex Financial Corp		6,168,331	6,245,176	6,146,620	6,147,028	0	552	0	552	0	6,147,580	0	20,752	20,752	168,273	09/01/2052
3140XJ-J4-6	FNMA Pool FS2982 MBS	5.000%	09/01/52	Paydown		98,845	98,845	97,285	97,292	0	1,553	0	1,553	0	98,845	0	0	0	1,706	09/01/2052
3140XJ-KH-5	FNMA Pool FS2995 MBS	5.500%	10/01/52	Paydown		91,905	91,905	92,867	92,860	0	(954)	0	(954)	0	91,905	0	0	0	2,793	10/01/2052
3140XJ-S5-3	FNMA Pool FS3239 MBS	3.500%	08/01/50	Paydown		593,603	593,603	548,619	548,718	0	44,885	0	44,885	0	593,603	0	0	0	10,247	08/01/2050
31412V-AG-3	FNMA Pool 935707 MBS	5.000%	11/01/24	Paydown		20,222	20,222	21,540	20,467	0	(244)	0	(244)	0	20,222	0	0	0	548	11/01/2024

ANNUAL STATEMENT FOR THE YEAR 2023 OF THE UnitedHealthcare Plan of the River Valley, Inc.

SCHEDULE D - PART 4

Showing All Long-Term Bonds and Stocks SOLD, REDEEMED or Otherwise DISPOSED OF During Current Year

1	2	3	4	5	6	7	8	9	10	Change In Book/Adjusted Carrying Value					16	17	18	19	20	21
										11	12	13	14	15						
CUSIP Identification	Description	Foreign	Disposal Date	Name of Purchaser	Number of Shares of Stock	Consideration	Par Value	Actual Cost	Prior Year Book/ Adjusted Carrying Value	Unrealized Valuation Increase/ (Decrease)	Current Year's (Amortization)/ Accretion	Current Year's Other-Than-Temporary Impairment Recognized	Total Change in Book/ Adjusted Carrying Value (11+12-13)	Total Foreign Exchange Change in Book/ Adjusted Carrying Value	Book/ Adjusted Carrying Value at Disposal Date	Foreign Exchange Gain (Loss) on Disposal	Realized Gain (Loss) on Disposal	Total Gain (Loss) on Disposal	Bond Interest/ Stock Dividends Received During Year	Stated Contractual Maturity Date
31414F-K9-1	FNMA Pool 964820 MBS 5.000% 08/01/23		08/01/2023	Paydown		1,430	1,430	1,443	1,426	0	4	0	4	0	1,430	0	0	0	27	08/01/2023
31416T-2S-7	FNMA Pool AA9784 MBS 5.000% 07/01/24		12/01/2023	Paydown		37,025	37,025	38,448	37,117	0	(92)	0	(92)	0	37,025	0	0	0	936	07/01/2024
31416V-Y6-5	FNMA Pool AB0732 MBS 4.000% 06/01/39		12/01/2023	Paydown		6,785	6,785	7,211	7,110	0	(325)	0	(325)	0	6,785	0	0	0	148	06/01/2039
31417A-QE-2	FNMA Pool AB4052 MBS 4.000% 12/01/41		12/01/2023	Paydown		26,018	26,018	27,737	27,538	0	(1,520)	0	(1,520)	0	26,018	0	0	0	587	12/01/2041
31417G-TY-2	FNMA Pool AB9566 MBS 3.000% 06/01/43		12/01/2023	Paydown		44,079	44,079	45,167	45,091	0	(1,012)	0	(1,012)	0	44,079	0	0	0	690	06/01/2043
31418B-6G-6	FNMA Pool MA2670 MBS 3.000% 07/01/46		12/01/2023	Paydown		25,733	25,733	25,729	25,726	0	7	0	7	0	25,733	0	0	0	410	07/01/2046
31418C-V2-7	FNMA Pool MA3332 MBS 3.500% 04/01/48		12/01/2023	Paydown		38,748	38,748	38,743	38,738	0	10	0	10	0	38,748	0	0	0	702	04/01/2048
31418C-ZJ-6	FNMA Pool MA3444 MBS 4.500% 08/01/48		12/01/2023	Paydown		31,196	31,196	32,392	32,340	0	(1,144)	0	(1,144)	0	31,196	0	0	0	721	08/01/2048
31418D-2N-1	FNMA Pool MA4380 MBS 3.000% 07/01/51		12/01/2023	Paydown		138,205	138,205	145,294	145,107	0	(6,902)	0	(6,902)	0	138,205	0	0	0	2,287	07/01/2051
31418D-CB-6	FNMA Pool MA3665 MBS 4.500% 05/01/49		12/01/2023	Paydown		31,156	31,156	32,585	32,553	0	(1,396)	0	(1,396)	0	31,156	0	0	0	814	05/01/2049
31418D-N7-3	FNMA Pool MA4013 MBS 2.500% 05/01/35		12/01/2023	Paydown		369,327	369,327	356,545	356,941	0	12,386	0	12,386	0	369,327	0	0	0	4,918	05/01/2035
31418D-YB-2	FNMA Pool MA4305 MBS 2.000% 04/01/51		12/01/2023	Paydown		174,010	174,010	173,847	173,845	0	165	0	165	0	174,010	0	0	0	1,928	04/01/2051
	FHLMC SCRT-2019-1 MA RMBS 3.500% 07/25/58																			
35563P-JF-7			12/01/2023	Paydown		96,146	96,146	96,697	96,296	0	(151)	0	(151)	0	96,146	0	0	0	1,796	07/25/2058
35563P-JK-6	FHLMC 2019-1 M5SD RMBS 4.000% 07/25/58		12/01/2023	Paydown		84,789	84,789	86,843	85,971	0	(1,182)	0	(1,182)	0	84,789	0	0	0	1,925	07/25/2058
59447P-7V-7	MICHIGAN ST FIN Rev Bond Non Call 5.000% 12/01/23		12/01/2023	Maturity		3,845,000	3,845,000	4,620,613	3,933,796	0	(88,796)	0	(88,796)	0	3,845,000	0	0	0	192,250	12/01/2023
60416T-TQ-1	MINNESOTA ST HSG Rev Bond Cont Call 5.000% 08/01/38		12/18/2023	Mesirov Cap Inc		2,850,500	2,500,000	2,788,725	2,781,379	0	(24,267)	0	(24,267)	0	2,757,112	0	93,388	93,388	158,333	08/01/2038
64577B-5N-0	NEW JERSEY ST ECON DEV AUTH RE Rev Bond Non Call 5.000% 06/15/28		06/13/2023	Bank of America Sec		2,353,702	2,180,000	2,427,495	2,332,168	0	(11,548)	0	(11,548)	0	2,320,620	0	33,083	33,083	54,500	06/15/2028
64971X-ZE-1	NEW YORK CITY NY TRANSITIONAL Rev Bond Cont Call 5.000% 11/01/31		06/13/2023	Bank of America Sec		3,470,700	3,000,000	3,425,370	3,420,353	0	(20,201)	0	(20,201)	0	3,400,152	0	70,548	70,548	93,333	11/01/2031
650036-FA-9	NEW YORK ST URBAN DEV CORP REV Rev Bond Non Call 5.000% 09/15/28		06/14/2023	Bank of America Sec		5,512,550	5,000,000	5,411,750	5,397,735	0	(29,002)	0	(29,002)	0	5,368,733	0	143,817	143,817	168,750	09/15/2028
93878Y-BE-8	WASHINGTON DC MET AREA TRANSIT Rev Bond Non Call 5.000% 07/15/31		06/13/2023	Bank of America Sec		4,645,080	4,000,000	4,666,800	4,624,679	0	(29,562)	0	(29,562)	0	4,595,117	0	49,963	49,963	183,333	07/15/2031
0909999999 Subtotal - Bonds - U.S. Special Revenues						57,601,594	55,325,391	58,167,314	57,267,333	0	(436,361)	0	(436,361)	0	56,830,969	0	770,626	770,626	1,747,912	XXX
00138C-AM-0	AIG GLOBAL FUNDI Corp Note Non Call 144A 0.800% 07/07/23		07/07/2023	Maturity		887,000	887,000	865,677	877,343	0	9,657	0	9,657	0	887,000	0	0	0	7,096	07/07/2023
00138C-AQ-1	AIG GLOBAL FUNDI Corp Note Non Call 144A 0.450% 12/08/23		12/08/2023	Maturity		434,000	434,000	433,523	433,851	0	149	0	149	0	434,000	0	0	0	1,953	12/08/2023
00138M-AA-4	AIG GLOBAL FUNDI Corp Note Non Call 144A 5.690% 12/15/23		12/15/2023	Maturity		386,000	386,000	386,000	386,000	0	0	0	0	0	386,000	0	0	0	21,012	12/15/2023
00440E-AP-2	CHUBB INA HOLDINGS INC Corp Note MW 10 BP 2.700% 03/13/23		03/13/2023	Maturity		23,000	23,000	23,819	23,109	0	(109)	0	(109)	0	23,000	0	0	0	311	03/13/2023
02007R-AC-3	Ally Auto Receiv ALLYA 2019-3 A3 ABS 1.930% 05/15/24		02/15/2023	Paydown		74,580	74,580	74,577	74,576	0	4	0	4	0	74,580	0	0	0	149	05/15/2024
023135-BV-7	AMAZON.COM INC Corp Note MW 0.250% 05/12/23		05/12/2023	Maturity		387,000	387,000	386,946	386,990	0	10	0	10	0	387,000	0	0	0	484	05/12/2023
025816-DA-4	AMERICAN EXPRESS CO Corp Note Call 4.420% 08/03/33		12/18/2023	Corp		954,750	1,000,000	940,590	941,755	0	4,134	0	4,134	0	945,889	0	8,861	8,861	61,021	08/03/2033
02665W-DK-4	AMERICAN HONDA FINANCE Corp Note MW 0.875% 07/07/23		07/07/2023	Maturity		2,200,000	2,200,000	2,155,358	2,179,990	0	20,010	0	20,010	0	2,200,000	0	0	0	19,250	07/07/2023
02665W-DM-0	AMERICAN HONDA FINANCE Corp Note MW 0.650% 09/08/23		09/08/2023	Maturity		185,000	185,000	184,919	184,981	0	19	0	19	0	185,000	0	0	0	1,203	09/08/2023
03073E-AS-4	AMERISOURCEBERGEBERG Corp Note Call MW 0.737% 03/15/23		03/15/2023	Maturity		152,000	152,000	152,067	152,000	0	0	0	0	0	152,000	0	0	0	560	03/15/2023
049560-AU-9	ATMOS ENERGY CORP Corp Note Call 0.625% 03/09/23		03/09/2023	Maturity		548,000	548,000	547,978	547,998	0	2	0	2	0	548,000	0	0	0	1,713	03/09/2023
06051G-JX-8	BANK OF AMER CRP Corp Note Call 5.997% 05/28/24		05/30/2023	Call	100.0000	399,000	399,000	399,000	399,000	0	0	0	0	0	399,000	0	0	0	10,261	05/28/2024
06051G-KY-4	BANK OF AMER CRP Corp Note Call MW 5.015% 07/22/33		06/22/2023	Merrill Lynch		6,287,515	6,500,000	6,273,871	6,278,587	0	7,753	0	7,753	0	6,286,341	0	1,174	1,174	302,432	07/22/2033

ANNUAL STATEMENT FOR THE YEAR 2023 OF THE UnitedHealthcare Plan of the River Valley, Inc.

SCHEDULE D - PART 4

Showing All Long-Term Bonds and Stocks SOLD, REDEEMED or Otherwise DISPOSED OF During Current Year

1	2	3	4	5	6	7	8	9	10	Change In Book/Adjusted Carrying Value					16	17	18	19	20	21
										11	12	13	14	15						
CUSIP Identification	Description	Foreign	Disposal Date	Name of Purchaser	Number of Shares of Stock	Consideration	Par Value	Actual Cost	Prior Year Book/ Adjusted Carrying Value	Unrealized Valuation Increase/ (Decrease)	Current Year's (Amortization)/ Accretion	Current Year's Other-Than-Temporary Impairment Recognized	Total Change in Book/ Adjusted Carrying Value (11+12-13)	Total Foreign Exchange Change in Book/ Adjusted Carrying Value	Book/ Adjusted Carrying Value at Disposal Date	Foreign Exchange Gain (Loss) on Disposal	Realized Gain (Loss) on Disposal	Total Gain (Loss) on Disposal	Bond Interest/ Stock Dividends Received During Year	Stated Contractual Maturity Date
06406R-AE-7	BANK OF NY MELLON CORP Corp Note Call 2.950% 01/29/23		01/29/2023	Maturity		1,225,000	1,225,000	1,267,140	1,225,000	0	0	0	0	0	1,225,000	0	0	0	18,069	01/29/2023
10921U-2D-9	BRIGHTHS FIN GLB Corp Note Non Call 144A 0.600% 06/28/23		06/28/2023	Maturity		367,000	367,000	357,436	362,753	0	4,247	0	4,247	0	367,000	0	0	0	1,101	06/28/2023
10921U-2G-2	BRIGHTHS FIN GLB Corp Note Non Call 144A 1.200% 12/15/23		12/15/2023	Maturity		207,000	207,000	206,899	206,951	0	49	0	49	0	207,000	0	0	0	2,484	12/15/2023
110122-CY-2	BRISTOL-MYERS Corp Note Call MW 2.750% 02/15/23		02/15/2023	Maturity		300,000	300,000	310,158	300,279	0	(279)	0	(279)	0	300,000	0	0	0	4,125	02/15/2023
110122-DT-2	BRISTOL-MYERS Corp Note Call 0.537% 11/13/23		11/13/2023	Maturity		750,000	750,000	750,000	750,000	0	0	0	0	0	750,000	0	0	0	4,028	11/13/2023
12510F-AB-0	COG Receivables COG 2019-2 A2 ABS 144A 2.110% 03/15/27		02/14/2023	Paydown		64,615	64,615	64,608	64,609	0	6	0	6	0	64,615	0	0	0	161	03/15/2027
14913R-2D-8	CATERPILLAR FINL SERVICE Corp Note MW 0.650% 07/07/23		07/07/2023	Maturity		1,146,000	1,146,000	1,124,799	1,136,133	0	9,867	0	9,867	0	1,146,000	0	0	0	7,449	07/07/2023
14913R-2X-4	CATERPILLAR FINL SERVICE Corp Note 5.770% 11/13/23		11/13/2023	Maturity		1,800,000	1,800,000	1,800,000	1,800,000	0	0	0	0	0	1,800,000	0	0	0	96,480	11/13/2023
172967-NU-1	CITIGROUP INC Corp Note Call MW 4.910% 05/24/33		06/26/2023	Goldman Sachs Asset Management		3,868,000	4,000,000	3,826,921	3,830,616	0	6,041	0	6,041	0	3,836,656	0	31,344	31,344	116,749	05/24/2033
19416Q-EC-0	COLGATE-PALM CO Corp Note MW 2.100% 05/01/23		05/01/2023	Maturity		226,000	226,000	234,581	227,368	0	(1,368)	0	(1,368)	0	226,000	0	0	0	2,373	05/01/2023
24422E-UA-5	JOHN DEERE CAPITAL CORP Corp Note Non Call 2.700% 01/06/23		01/06/2023	Maturity		325,000	325,000	335,608	325,107	0	(107)	0	(107)	0	325,000	0	0	0	4,388	01/06/2023
24422E-VJ-5	JOHN DEERE CAPITAL CORP Corp Note Non Call 0.400% 10/10/23		10/10/2023	Maturity		147,000	147,000	146,829	146,956	0	44	0	44	0	147,000	0	0	0	588	10/10/2023
24422E-VT-3	JOHN DEERE CAPITAL CORP Corp Note Non Call 5.210% 07/10/23		07/10/2023	Maturity		2,361,000	2,361,000	2,352,966	2,357,366	0	3,634	0	3,634	0	2,361,000	0	0	0	80,552	07/10/2023
29364D-AR-1	ENTERGY ARKANSAS Corp Note Call MW 208P 3.050% 06/01/23		06/01/2023	Maturity		2,002,000	2,002,000	2,006,244	2,002,918	0	(918)	0	(918)	0	2,002,000	0	0	0	30,531	06/01/2023
29364W-BF-4	ENTERGY LOUISIANA LLC Corp Note Call 0.620% 11/17/23		11/17/2023	Maturity		80,000	80,000	79,986	79,996	0	4	0	4	0	80,000	0	0	0	496	11/17/2023
29449W-AG-2	EQUITABLE FINANCIAL LIFE Corp Note Non Call Prv Plc 0.500% 04/06/23		04/06/2023	Maturity		381,000	381,000	380,817	380,976	0	24	0	24	0	381,000	0	0	0	953	04/06/2023
30231G-BL-5	EXXON MOBIL CORP Corp Note MW 1.571% 04/15/23		04/15/2023	Maturity		400,000	400,000	412,420	401,370	0	(1,370)	0	(1,370)	0	400,000	0	0	0	3,142	04/15/2023
31620M-BP-0	FIDELITY NATL IN Corp Note MW 0.375% 03/01/23		03/01/2023	Maturity		154,000	154,000	153,878	153,990	0	10	0	10	0	154,000	0	0	0	289	03/01/2023
341081-GD-3	FLORIDA POWER & LIGHT CO Corp Note Call 5.310% 05/10/23		05/10/2023	Maturity		252,000	252,000	252,000	252,000	0	0	0	0	0	252,000	0	0	0	5,923	05/10/2023
369550-BD-9	GENERAL DYNAMICS CORP Corp Note Call MW 3.375% 05/15/23		05/15/2023	Maturity		440,000	440,000	443,863	441,190	0	(1,190)	0	(1,190)	0	440,000	0	0	0	7,425	05/15/2023
37331N-AD-3	GEORGIA-PACIFIC Corp Note Call MW 144A 3.734% 07/15/23		07/15/2023	Maturity		1,844,000	1,844,000	1,858,341	1,848,775	0	(4,775)	0	(4,775)	0	1,844,000	0	0	0	68,855	07/15/2023
38138V-AC-0	GoldenTree Loan Management GLM 2022-16A A CLO 144A 7.716% 01/20/35		12/22/2023	Paydown		1,850,000	1,850,000	1,850,000	1,850,000	0	0	0	0	0	1,850,000	0	0	0	137,356	01/20/2035
38141G-WU-4	GOLDMAN SACHS GROUP INC Corp Note Non Call 5.672% 02/23/23		02/23/2023	Maturity		1,200,000	1,200,000	1,198,632	1,199,954	0	46	0	46	0	1,200,000	0	0	0	16,688	02/23/2023
38141G-XY-5	GOLDMAN SACHS GROUP INC Corp Note Call MW HCA INC Corp Note Call MW 144A 3.625% 03/08/23		03/08/2023	Maturity		517,000	517,000	517,000	517,000	0	0	0	0	0	517,000	0	0	0	1,352	03/08/2023
404119-CF-4	JPMORGAN CHASE & CO Corp Note Call MW 4.912% 07/25/33		08/07/2023	Tax Free Exchange		949,414	970,000	946,739	948,229	0	1,186	0	1,186	0	949,414	0	0	0	31,451	03/15/2032
46647P-DH-6	JACKSON NATL LIFE GLOBAL Corp Note Non Call PRV PLC 4.900% 01/06/23		06/26/2023	Deutsche Bank		879,138	900,000	865,296	866,012	0	1,205	0	1,205	0	867,217	0	11,921	11,921	40,892	07/25/2033
46849L-TN-1	EVERGY METRO Corp Note Call MW 3.150% 03/15/23		01/06/2023	Maturity		966,000	966,000	966,000	966,000	0	0	0	0	0	966,000	0	0	0	10,492	01/06/2023
485134-BN-9	EVERGY METRO Corp Note Call MW 3.150% 03/15/23		03/15/2023	Maturity		152,000	152,000	153,794	152,000	0	0	0	0	0	152,000	0	0	0	2,394	03/15/2023

ANNUAL STATEMENT FOR THE YEAR 2023 OF THE UnitedHealthcare Plan of the River Valley, Inc.

SCHEDULE D - PART 4

Showing All Long-Term Bonds and Stocks SOLD, REDEEMED or Otherwise DISPOSED OF During Current Year

1	2	3	4	5	6	7	8	9	10	Change In Book/Adjusted Carrying Value					16	17	18	19	20	21
										11	12	13	14	15						
CUSIP Identification	Description	Foreign	Disposal Date	Name of Purchaser	Number of Shares of Stock	Consideration	Par Value	Actual Cost	Prior Year Book/ Adjusted Carrying Value	Unrealized Valuation Increase/ (Decrease)	Current Year's (Amortization)/ Accretion	Current Year's Other-Than-Temporary Impairment Recognized	Total Change in Book/ Adjusted Carrying Value (11+12-13)	Total Foreign Exchange Change in Book/ Adjusted Carrying Value	Book/ Adjusted Carrying Value at Disposal Date	Foreign Exchange Gain (Loss) on Disposal	Realized Gain (Loss) on Disposal	Total Gain (Loss) on Disposal	Bond Interest/ Stock Dividends Received During Year	Stated Contractual Maturity Date
57629W-CU-2	MASSMUTUAL GLOBAL FUNDIN Corp Note Non Call 144A 0.850% 06/09/23		06/09/2023	Maturity		220,000	220,000	219,870	219,981	0	19	0	19	0	220,000	0	0	0	935	06/09/2023
57629W-DD-9	MASSMUTUAL GLOBAL FUNDIN Corp Note Non Call 144A 5.300% 06/02/23		06/02/2023	Maturity		260,000	260,000	260,000	260,000	0	0	0	0	0	260,000	0	0	0	6,315	06/02/2023
59156R-BB-3	METLIFE INC Corp Note Non Call 4.368% 09/15/23		02/10/2023	Call	100.0000	744,000	744,000	758,359	751,928	0	(1,244)	0	(1,244)	0	750,684	0	(6,684)	(6,684)	4,965	09/15/2023
59217G-EF-2	MET LIFE GLOB FUNDING I Corp Note Non Call Prv Plc 4.870% 01/13/23		01/13/2023	Maturity		355,000	355,000	357,212	355,036	0	(36)	0	(36)	0	355,000	0	0	0	3,916	01/13/2023
59217G-EK-1	MET LIFE GLOB FUNDING I Corp Note Non Call 144A 0.450% 09/01/23		09/01/2023	Maturity		488,000	488,000	487,434	487,874	0	126	0	126	0	488,000	0	0	0	2,196	09/01/2023
61747Y-EU-5	MORGAN STANLEY Corp Note Call MW 4.889% 07/20/33		12/18/2023	CitiGroup		3,882,880	4,000,000	3,868,200	3,870,979	0	18,503	0	18,503	0	3,889,482	0	(6,602)	(6,602)	277,043	07/20/2033
63743H-FB-3	NATIONAL RURAL UTIL COOP Corp Note 5.700% 08/07/23		08/07/2023	Maturity		272,000	272,000	272,000	272,000	0	0	0	0	0	272,000	0	0	0	10,381	08/07/2023
637639-AA-3	NATIONAL SECS CLEARING Corp Note MW 144A 1.200% 04/23/23		04/23/2023	Maturity		600,000	600,000	611,730	601,446	0	(1,446)	0	(1,446)	0	600,000	0	0	0	3,600	04/23/2023
67066G-AK-0	NVIDIA CORP Corp Note Call MW 0.309% 06/15/23		06/15/2023	Maturity		496,000	496,000	493,237	495,150	0	850	0	850	0	496,000	0	0	0	766	06/15/2023
677347-CH-7	OHIO EDISON CO Corp Note Call MW 144A 5.500% 01/15/33		06/13/2023	CitiGroup		1,597,456	1,595,000	1,591,666	1,591,666	0	54	0	54	0	1,591,720	0	5,736	5,736	62,870	01/15/2033
678858-BW-0	OKLAHOMA GAS & E Corp Note Call 0.553% 05/26/23		05/26/2023	Maturity		232,000	232,000	232,000	232,000	0	0	0	0	0	232,000	0	0	0	641	05/26/2023
68389X-BR-5	ORACLE CORP Corp Note Call MW 2.625% 02/15/23		02/15/2023	Maturity		950,000	950,000	949,373	949,986	0	14	0	14	0	950,000	0	0	0	12,469	02/15/2023
693475-BE-4	PNC FINANCIAL SERVICES Corp Note Call 4.626% 06/06/33		12/18/2023	Various		3,710,600	4,000,000	3,680,840	3,687,196	0	21,992	0	21,992	0	3,709,188	0	1,412	1,412	192,236	06/06/2033
69351U-AY-9	PPL ELECTRIC UTILITIES Corp Note Call 5.680% 06/24/24		03/30/2023	Call	100.0000	186,000	186,000	186,000	186,000	0	0	0	0	0	186,000	0	0	0	2,385	06/24/2024
69371R-09-0	PACCAR FINANCIAL CORP Corp Note Non Call 0.350% 08/11/23		08/11/2023	Maturity		80,000	80,000	79,895	79,979	0	21	0	21	0	80,000	0	0	0	280	08/11/2023
6944PL-2C-2	PACIFIC LIFE GF II Corp Note Non Call 144A 0.500% 09/23/23		09/25/2023	Maturity		913,000	913,000	884,825	897,103	0	15,897	0	15,897	0	913,000	0	0	0	4,590	09/23/2023
717081-DH-3	PFIZER INC Corp Note MW 3.000% 06/15/23		06/15/2023	Maturity		650,000	650,000	654,576	651,921	0	(1,921)	0	(1,921)	0	650,000	0	0	0	9,750	06/15/2023
718547-AG-7	PHILLIPS 66 Corp Note Call MW 144A 3.750% 03/01/28		05/03/2023	Tax Free Exchange		966,588	970,000	965,918	966,374	0	214	0	214	0	966,588	0	0	0	24,452	03/01/2028
741531-FA-0	PRICOA GLOB FUND Corp Note Non Call 144A 3.450% 09/01/23		09/01/2023	Maturity		648,000	648,000	652,374	650,244	0	(2,244)	0	(2,244)	0	648,000	0	0	0	22,356	09/01/2023
74256L-ED-7	PRINCIPAL LFE GLB FND II Corp Note Non Call 144A 1.250% 05/11/23		05/11/2023	Maturity		510,000	510,000	509,541	509,944	0	56	0	56	0	510,000	0	0	0	3,188	05/11/2023
74368C-AZ-7	PROTECTIVE LIFE GLOBAL Corp Note Non Call 144A 0.631% 10/13/23		10/13/2023	Maturity		231,000	231,000	231,000	231,000	0	0	0	0	0	231,000	0	0	0	1,458	10/13/2023
744448-CH-2	PUBLIC SERV COLO Corp Note Call MW 2.500% 03/15/23		03/15/2023	Maturity		171,000	171,000	171,918	171,000	0	0	0	0	0	171,000	0	0	0	2,138	03/15/2023
771196-BZ-4	ROCHE HOLDINGS INC Corp Note Non Call 144A 5.630% 09/11/23		09/11/2023	Maturity		785,000	785,000	785,000	785,000	0	0	0	0	0	785,000	0	0	0	30,611	09/11/2023
773903-AK-5	ROCKWELL AUTOMAT Corp Note Call MW 0.350% 08/15/23		08/15/2023	Maturity		150,000	150,000	149,928	149,977	0	23	0	23	0	150,000	0	0	0	525	08/15/2023
826418-BJ-3	SIERRA PAC POWER Corp Note Call MW 3.375% 08/15/23		08/15/2023	Maturity		65,000	65,000	68,906	65,724	0	(724)	0	(724)	0	65,000	0	0	0	2,194	08/15/2023
87169V-AA-3	Symphony CLO Ltd SYMP 2022-37A ATA CLO 144A 7.716% 10/20/34		12/18/2023	Paydown		2,000,000	2,000,000	2,000,000	2,000,000	0	0	0	0	0	2,000,000	0	0	0	152,480	10/20/2034
873050-CE-9	TTX CO Corp Note MW 144A 4.125% 10/01/23		10/01/2023	Maturity		600,000	600,000	607,590	604,362	0	(4,362)	0	(4,362)	0	600,000	0	0	0	24,750	10/01/2023
883556-CN-0	THERMO FISHER Corp Note Call 5.150% 04/18/23		04/18/2023	Maturity		293,000	293,000	293,000	293,000	0	0	0	0	0	293,000	0	0	0	6,738	04/18/2023
88579Y-AX-9	3M CO Corp Note Call MW 2.250% 03/15/23		03/15/2023	Maturity		1,000,000	1,000,000	1,045,980	1,002,276	0	(2,276)	0	(2,276)	0	1,000,000	0	0	0	11,250	03/15/2023

ANNUAL STATEMENT FOR THE YEAR 2023 OF THE UnitedHealthcare Plan of the River Valley, Inc.

SCHEDULE D - PART 4

Showing All Long-Term Bonds and Stocks SOLD, REDEEMED or Otherwise DISPOSED OF During Current Year

1	2	3	4	5	6	7	8	9	10	Change In Book/Adjusted Carrying Value					16	17	18	19	20	21	
										11	12	13	14	15							
CUSIP Identification	Description	Foreign	Disposal Date	Name of Purchaser	Number of Shares of Stock	Consideration	Par Value	Actual Cost	Prior Year Book/ Adjusted Carrying Value	Unrealized Valuation Increase/ (Decrease)	Current Year's (Amortization)/ Accretion	Current Year's Other-Than-Temporary Impairment Recognized	Total Change in Book/ Adjusted Carrying Value (11+12-13)	Total Foreign Exchange Change in Book/ Adjusted Carrying Value	Book/ Adjusted Carrying Value at Disposal Date	Foreign Exchange Gain (Loss) on Disposal	Realized Gain (Loss) on Disposal	Total Gain (Loss) on Disposal	Bond Interest/ Stock Dividends Received During Year	Stated Contractual Maturity Date	
89236T-FN-0	TOYOTA MOTOR CREDIT CORP Corp Note MW 3.450% 09/20/23		09/20/2023	Maturity		1,800,000	1,800,000	1,815,750	1,808,349	0	(8,349)	0	(8,349)	0	1,800,000	0	0	0	62,100	09/20/2023	
89236T-HF-5	TOYOTA MOTOR CREDIT CORP Corp Note Non Call 0.500% 08/14/23		08/14/2023	Maturity		236,000	236,000	235,818	235,962	0	38	0	38	0	236,000	0	0	0	1,180	08/14/2023	
89236T-JD-8	TOYOTA MOTOR CREDIT CORP Corp Note Non Call 0.400% 04/06/23		04/06/2023	Maturity		830,000	830,000	829,882	829,994	0	6	0	6	0	830,000	0	0	0	1,660	04/06/2023	
927804-FN-9	VIRGINIA ELEC & POWER CO Corp Note Call MW 2.750% 03/15/23		03/15/2023	Maturity		199,000	199,000	206,765	199,000	0	0	0	0	0	199,000	0	0	0	2,736	03/15/2023	
931142-EK-5	WALMART INC Corp Note Call MW 3.400% 06/26/23		06/26/2023	Maturity		5,720,000	5,720,000	5,780,518	5,744,391	0	(24,391)	0	(24,391)	0	5,720,000	0	0	0	97,240	06/26/2023	
89115A-2H-4	TORONTO-DOMINION BANK Corp Note MW 4.693% 09/15/27	A	12/18/2023	Various		3,478,260	3,500,000	3,446,685	3,449,346	0	9,475	0	9,475	0	3,458,821	0	19,439	19,439	207,600	09/15/2027	
039937-AA-5	ARES CLO Ltd ARES 2022-63A A1A CLO 144A 6.796% 04/20/35	D	12/13/2023	Natixis Bank		1,951,618	1,955,000	1,907,885	1,909,919	0	6,039	0	6,039	0	1,915,959	0	35,659	35,659	142,053	04/20/2035	
12571K-AA-7	CIFC Funding Ltd CIFC 2022-3A A CLO 144A 6.822% 04/21/35	D	12/13/2023	Natixis Bank		1,999,540	2,000,000	1,954,000	1,955,957	0	6,252	0	6,252	0	1,962,209	0	37,331	37,331	145,821	04/21/2035	
26253E-AA-6	Dryden Senior Loan Fund DRSLF 2022-113A A1 CLO 144A 7.416% 10/20/35	C	10/20/2023	Paydown		1,995,000	1,995,000	1,995,000	1,995,000	0	0	0	0	0	1,995,000	0	0	0	131,053	10/20/2035	
1109999999	Subtotal - Bonds - Industrial and Miscellaneous (Unaffiliated)					79,036,954	79,901,195	78,927,955	78,806,792	0	90,571	0	90,571	0	78,897,363	0	139,591	139,591	2,793,152	XXX	
2509999997	Total - Bonds - Part 4					205,837,168	203,686,586	207,994,777	205,512,498	0	(649,073)	0	(649,073)	0	204,863,422	0	973,747	973,747	5,847,999	XXX	
2509999998	Total - Bonds - Part 5					10,249,307	10,208,983	10,162,293	0	0	2,852	0	2,852	0	10,165,146	0	84,161	84,161	256,112	XXX	
2509999999	Total - Bonds					216,086,475	213,895,569	218,157,070	205,512,498	0	(646,221)	0	(646,221)	0	215,028,568	0	1,057,908	1,057,908	6,104,111	XXX	
4509999997	Total - Preferred Stocks - Part 4					0	XXX	0	0	0	0	0	0	0	0	0	0	0	0	0	XXX
4509999998	Total - Preferred Stocks - Part 5					0	XXX	0	0	0	0	0	0	0	0	0	0	0	0	0	XXX
4509999999	Total - Preferred Stocks					0	XXX	0	0	0	0	0	0	0	0	0	0	0	0	0	XXX
5989999997	Total - Common Stocks - Part 4					0	XXX	0	0	0	0	0	0	0	0	0	0	0	0	0	XXX
5989999998	Total - Common Stocks - Part 5					0	XXX	0	0	0	0	0	0	0	0	0	0	0	0	0	XXX
5989999999	Total - Common Stocks					0	XXX	0	0	0	0	0	0	0	0	0	0	0	0	0	XXX
5999999999	Total - Preferred and Common Stocks					0	XXX	0	0	0	0	0	0	0	0	0	0	0	0	0	XXX
6009999999	Totals					216,086,475	XXX	218,157,070	205,512,498	0	(646,221)	0	(646,221)	0	215,028,568	0	1,057,908	1,057,908	6,104,111	XXX	

ANNUAL STATEMENT FOR THE YEAR 2023 OF THE UnitedHealthcare Plan of the River Valley, Inc.

SCHEDULE D - PART 5

Showing All Long-Term Bonds and Stocks ACQUIRED During Year and Fully DISPOSED OF During Current Year

1 CUSIP Identi- fication	2 Description	3 For- eign	4 Date Acquired	5 Name of Vendor	6 Disposal Date	7 Name of Purchaser	8 Par Value (Bonds) or Number of Shares (Stock)	9 Actual Cost	10 Consid- eration	11 Book/ Adjusted Carrying Value at Disposal	Change in Book/Adjusted Carrying Value					17 Foreign Exchange Gain (Loss) on Disposal	18 Realized Gain (Loss) on Disposal	19 Total Gain (Loss) on Disposal	20 Interest and Dividends Received During Year	21 Paid for Accrued Interest and Dividends	
											12 Unrealized Valuation Increase/ (Decrease)	13 Current Year's (Amort- ization)/ Accretion	14 Current Year's Other- Than- Temporary Impairment Recognized	15 Total Change in Book/ Adjusted Carrying Valu (12 + 13 - 14)	16 Total Foreign Exchange Change in Book/ Adjusted Carrying Value						
31320Q-CC-8	FHLMC Pool SD2767 MBS 5.000% 05/01/53		04/25/2023	Stonex Financial Corp	12/01/2023	Paydown	36,135	36,586	36,135	36,135	0	(452)	0	(452)	0	0	0	0	710	130	
3140XK-UW-8	FNMA Pool FS4196 MBS 4.500% 10/01/50		04/25/2023	CitiGroup	12/01/2023	Paydown	61,848	61,442	61,848	61,848	0	406	0	406	0	0	0	0	818	77	
0909999999. Subtotal - Bonds - U.S. Special Revenues							97,983	98,028	97,983	97,983	0	(46)	0	(46)	0	0	0	0	1,528	207	
15189Y-AG-1	CENTERPOINT ENERGY RES Corp Note Call MW 5.250% 03/01/28		02/21/2023	Bank of Nova Scotia	06/13/2023	Deutsche Bank	1,786,000	1,780,285	1,793,037	1,780,603	0	318	0	318	0	0	12,434	12,434	29,171	0	
30303M-8M-7	META PLATFORMS INC Corp Note Call MW 4.800% 05/15/30		05/01/2023	Merrill Lynch	12/18/2023	Bank of Montreal	801,000	799,190	816,932	799,343	0	153	0	153	0	0	17,589	17,589	24,244	0	
37045X-EB-8	GENERAL MOTORS FINL CO Corp Note Call MW 6.000% 01/09/28		01/04/2023	Deutsche Bank	06/13/2023	UBS Financial Services	2,145,000	2,144,807	2,172,842	2,144,822	0	15	0	15	0	0	28,021	28,021	55,770	0	
756109-BT-0	REALTY INCOME CORP Corp Note Call MW 4.900% 07/15/33		04/05/2023	Wells Fargo	12/18/2023	Sun Trust	1,875,000	1,837,875	1,851,506	1,840,119	0	2,244	0	2,244	0	0	11,387	11,387	62,781	0	
90320W-AG-8	UPMC Corp Note Call MW 5.035% 05/15/33		04/04/2023	RBC Capital Markets	12/19/2023	JP Morgan Chase	1,470,000	1,470,000	1,482,010	1,470,000	0	0	0	0	0	0	12,010	12,010	51,193	0	
969457-CH-1	WILLIAMS COMPANIES INC Corp Note MW 5.400% 03/02/26		02/27/2023	Mizuho Investor Sec Co	06/13/2023	Pierpont Securities LLC	2,034,000	2,032,108	2,034,997	2,032,276	0	168	0	168	0	0	2,720	2,720	31,425	0	
1109999999. Subtotal - Bonds - Industrial and Miscellaneous (Unaffiliated)							10,111,000	10,064,265	10,151,324	10,067,163	0	2,898	0	2,898	0	0	84,161	84,161	254,584	0	
2509999998. Total - Bonds							10,208,983	10,162,293	10,249,307	10,165,146	0	2,852	0	2,852	0	0	84,161	84,161	256,112	207	
4509999998. Total - Preferred Stocks							0	0	0	0	0	0	0	0	0	0	0	0	0	0	0
5989999998. Total - Common Stocks							0	0	0	0	0	0	0	0	0	0	0	0	0	0	0
5999999999. Total - Preferred and Common Stocks							0	0	0	0	0	0	0	0	0	0	0	0	0	0	0
6009999999 - Totals							10,162,293	10,249,307	10,165,146	10,165,146	0	2,852	0	2,852	0	0	84,161	84,161	256,112	207	

E15

ANNUAL STATEMENT FOR THE YEAR 2023 OF THE UnitedHealthcare Plan of the River Valley, Inc.

SCHEDULE D - PART 6 - SECTION 1

Valuation of Shares of Subsidiary, Controlled or Affiliated Companies

1 CUSIP Identification	2 Description, Name of Subsidiary, Controlled or Affiliated Company	3 Foreign	4 NAIC Company Code	5 ID Number	6 NAIC Valuation Method	7 Book/Adjusted Carrying Value	8 Total Amount of Goodwill Included in Book/Adjusted Carrying Value	9 Nonadmitted Amount	Stock of Such Company Owned by Insurer on Statement Date	
									10 Number of Shares	11 % of Outstanding
NONE										
1999999 - Totals									XXX	XXX

1. Total amount of goodwill nonadmitted \$

SCHEDULE D - PART 6 - SECTION 2

1 CUSIP Identification	2 Name of Lower-Tier Company	3 Name of Company Listed in Section 1 Which Controls Lower-Tier Company	4 Total Amount of Goodwill Included in Amount Shown in Column 8, Section 1	Stock in Lower-Tier Company Owned Indirectly by Insurer on Statement Date	
				5 Number of Shares	6 % of Outstanding
NONE					
0399999 - Total				XXX	XXX

ANNUAL STATEMENT FOR THE YEAR 2023 OF THE UnitedHealthcare Plan of the River Valley, Inc.

SCHEDULE DA - PART 1

Showing All SHORT-TERM INVESTMENTS Owned December 31 of Current Year

1	Codes		4	5	6	7	Change in Book/Adjusted Carrying Value				12	13	Interest					20	
	2	3					8	9	10	11			14	15	16	17	18		19
Description	Code	For- eign	Date Acquired	Name of Vendor	Maturity Date	Book/ Adjusted Carrying Value	Unrealized Valuation Increase/ (Decrease)	Current Year's (Amor- tization)/ Accretion	Current Year's Other- Than- Temporary Impairment Recognized	Total Foreign Exchange Change in Book/ Adjusted Carrying Value	Par Value	Actual Cost	Amount Due and Accrued Dec. 31 of Current Year on Bond Not in Default	Non- Admitted Due and Accrued	Rate of	Effective Rate of	When Paid	Amount Received During Year	Paid for Accrued Interest
US Treasury Bill			.05/15/2023	Nomura Securities	04/18/2024	2,465,432	0	71,923	0	0	2,500,000	2,393,509	0	0	4.524	4.739	MAT	0	0
US Treasury Bill			12/18/2023	Nomura Securities	06/13/2024	4,882,990	0	9,041	0	0	5,000,000	4,873,949	0	0	5.127	5.333	MAT	0	0
US Treasury Bill			12/18/2023	Morgan Stanley	08/08/2024	4,850,719	0	8,722	0	0	5,000,000	4,841,997	0	0	4.882	5.084	MAT	0	0
US Treasury Bill			12/18/2023	Morgan Stanley	09/05/2024	4,832,145	0	8,646	0	0	5,000,000	4,823,499	0	0	4.869	5.078	MAT	0	0
US Treasury Bill			.03/28/2023	Harris Nesbitt Corp	03/21/2024	1,485,436	0	49,145	0	0	1,500,000	1,436,291	0	0	4.271	4.473	MAT	0	0
US Treasury Bill			04/07/2023	Jefferies and Company	03/21/2024	2,475,056	0	80,562	0	0	2,500,000	2,394,494	0	0	4.391	4.598	MAT	0	0
US Treasury Bill			.05/03/2023	Nomura Securities	03/21/2024	7,422,931	0	227,661	0	0	7,500,000	7,195,270	0	0	4.528	4.737	MAT	0	0
US Treasury Bill			.04/28/2023	Harris Nesbitt Corp	03/21/2024	4,947,933	0	154,985	0	0	5,000,000	4,792,948	0	0	4.587	4.801	MAT	0	0
US Treasury Note			.04/13/2023	HSBC Securities Inc	01/31/2024	4,991,162	0	77,294	0	0	5,000,000	4,913,867	52,310	0	2.500	4.720	JJ	62,500	25,207
US Treasury Note			.03/20/2023	Goldman Sachs	02/29/2024	2,431,138	0	42,226	0	0	2,440,000	2,388,913	17,521	0	2.125	4.415	FA	25,925	2,959
US Treasury Note			.03/30/2023	HSBC Securities Inc	02/29/2024	2,487,581	0	57,113	0	0	2,500,000	2,430,469	12,672	0	1.500	4.636	FA	18,750	3,159
0019999999. Subtotal - Bonds - U.S. Governments - Issuer Obligations						43,272,523	0	787,318	0	0	43,940,000	42,485,206	82,503	0	XXX	XXX	XXX	107,175	31,325
0109999999. Total - U.S. Government Bonds						43,272,523	0	787,318	0	0	43,940,000	42,485,206	82,503	0	XXX	XXX	XXX	107,175	31,325
0309999999. Total - All Other Government Bonds						0	0	0	0	0	0	0	0	0	XXX	XXX	XXX	0	0
0509999999. Total - U.S. States, Territories and Possessions Bonds						0	0	0	0	0	0	0	0	0	XXX	XXX	XXX	0	0
0709999999. Total - U.S. Political Subdivisions Bonds						0	0	0	0	0	0	0	0	0	XXX	XXX	XXX	0	0
FHLB Disc Note			02/06/2023	Castleok Securities	02/06/2024	2,388,084	0	103,351	0	0	2,400,000	2,284,733	0	0	0.000	4.990	MAT	0	0
0819999999. Subtotal - Bonds - U.S. Special Revenues - Issuer Obligations						2,388,084	0	103,351	0	0	2,400,000	2,284,733	0	0	XXX	XXX	XXX	0	0
0909999999. Total - U.S. Special Revenues Bonds						2,388,084	0	103,351	0	0	2,400,000	2,284,733	0	0	XXX	XXX	XXX	0	0
AMEREN CORP Corp Note Call MW			.12/13/2023	Morgan Stanley	09/15/2024	1,423,018	0	2,166	0	0	1,456,000	1,420,852	10,718	0	2.500	5.830	MS	0	9,100
ASTRAZENECA FINANCE LLC Corp Note Call MW			.12/12/2023	Keybank Capital Markets	05/28/2024	521,712	0	1,251	0	0	532,000	520,461	341	0	0.700	5.581	MN	0	166
CATERPILLAR FINL SERVICE Corp Note Non Call			.12/12/2023	Keybank Capital Markets	09/13/2024	1,450,593	0	3,453	0	0	1,500,000	1,447,140	2,700	0	0.600	5.476	MS	0	2,275
ERAC USA FINANCE LLC Corp Note Call MW 144A			.12/13/2023	Wells Fargo	11/15/2024	1,426,458	0	1,193	0	0	1,449,000	1,425,265	7,128	0	3.850	5.705	MN	0	4,649
ENTERPRISE PRODUCTS OPER Corp Note Call MW			.02/28/2023	Deutsche Bank	02/15/2024	927,185	0	12,176	0	0	929,000	915,009	13,687	0	3.900	5.542	FA	18,116	1,711
ESTEE LAUDER CO INC Corp Note Call MW			.12/12/2023	ING Group	12/01/2024	2,861,373	0	4,746	0	0	2,951,000	2,856,627	4,918	0	2.000	5.450	JD	0	2,131
EVERSOURCE ENEREG Corp Note Call MW			.12/13/2023	RBC Capital Markets	10/01/2024	1,423,708	0	1,856	0	0	1,454,000	1,421,852	10,542	0	2.900	5.781	AO	0	8,667
HONEYWELL INTERNATIONAL Corp Note Non Call			.12/12/2023	Wells Fargo	11/01/2024	1,991,298	0	518	0	0	2,000,000	1,990,780	16,167	0	4.850	5.386	MN	0	11,586
OMNICO GP/OMNICO CAP Corp Note Call MW			.12/13/2023	Jane Street Execution Services	11/01/2024	1,422,260	0	1,424	0	0	1,448,000	1,420,836	8,809	0	3.650	5.868	MN	0	6,460
TOYOTA MOTOR CREDIT CORP Corp Note Non Call			.12/12/2023	Market Axess	09/13/2024	1,620,345	0	3,820	0	0	1,675,000	1,616,526	3,141	0	0.625	5.455	MS	0	2,646
WILLIAMS PARTNER Corp Note Call MW			04/06/2023	Toronto Dominion Sec	03/04/2024	571,961	0	4,318	0	0	573,000	567,642	8,008	0	4.300	5.376	MS	12,320	2,532
1019999999. Subtotal - Bonds - Industrial and Miscellaneous (Unaffiliated) - Issuer Obligations						15,639,911	0	36,921	0	0	15,967,000	15,602,990	86,159	0	XXX	XXX	XXX	30,436	51,923
1109999999. Total - Industrial and Miscellaneous (Unaffiliated) Bonds						15,639,911	0	36,921	0	0	15,967,000	15,602,990	86,159	0	XXX	XXX	XXX	30,436	51,923
1309999999. Total - Hybrid Securities						0	0	0	0	0	0	0	0	0	XXX	XXX	XXX	0	0
1509999999. Total - Parent, Subsidiaries and Affiliates Bonds						0	0	0	0	0	0	0	0	0	XXX	XXX	XXX	0	0
1909999999. Subtotal - Unaffiliated Bank Loans						0	0	0	0	0	0	0	0	0	XXX	XXX	XXX	0	0
2419999999. Total - Issuer Obligations						61,300,518	0	927,590	0	0	62,307,000	60,372,929	168,662	0	XXX	XXX	XXX	137,611	83,248
2429999999. Total - Residential Mortgage-Backed Securities						0	0	0	0	0	0	0	0	0	XXX	XXX	XXX	0	0
2439999999. Total - Commercial Mortgage-Backed Securities						0	0	0	0	0	0	0	0	0	XXX	XXX	XXX	0	0
2449999999. Total - Other Loan-Backed and Structured Securities						0	0	0	0	0	0	0	0	0	XXX	XXX	XXX	0	0
2459999999. Total - SVO Identified Funds						0	0	0	0	0	0	0	0	0	XXX	XXX	XXX	0	0
2469999999. Total - Affiliated Bank Loans						0	0	0	0	0	0	0	0	0	XXX	XXX	XXX	0	0
2479999999. Total - Unaffiliated Bank Loans						0	0	0	0	0	0	0	0	0	XXX	XXX	XXX	0	0
2509999999. Total Bonds						61,300,518	0	927,590	0	0	62,307,000	60,372,929	168,662	0	XXX	XXX	XXX	137,611	83,248
7109999999. Total - Parent, Subsidiaries and Affiliates						0	0	0	0	0	XXX	0	0	0	XXX	XXX	XXX	0	0
7709999999 - Totals						61,300,518	0	927,590	0	0	XXX	60,372,929	168,662	0	XXX	XXX	XXX	137,611	83,248

E17

ANNUAL STATEMENT FOR THE YEAR 2023 OF THE UnitedHealthcare Plan of the River Valley, Inc.

Line Book/Adjusted Carrying Value by NAIC Designation Category Footnote:

Line Number	1A	1A ..\$	35,977,743	1B ..\$	9,682,864	1C ..\$	0	1D ..\$	0	1E ..\$	1,620,345	1F ..\$	6,824,976	1G ..\$	927,185
	1B	2A ..\$	4,272,426	2B ..\$	1,994,979	2C ..\$	0								
	1C	3A ..\$	0	3B ..\$	0	3C ..\$	0								
	1D	4A ..\$	0	4B ..\$	0	4C ..\$	0								
	1E	5A ..\$	0	5B ..\$	0	5C ..\$	0								
	1F	6 ..\$	0												

Schedule DB - Part A - Section 1 - Options, Caps, Floors, Collars, Swaps and Forwards Open

N O N E

Schedule DB - Part A - Section 2 - Options, Caps, Floors, Collars, Swaps and Forwards Terminated

N O N E

Schedule DB - Part B - Section 1 - Futures Contracts Open

N O N E

Schedule DB - Part B - Section 1B - Brokers with whom cash deposits have been made

N O N E

Schedule DB - Part B - Section 2 - Futures Contracts Terminated

N O N E

Schedule DB - Part D - Section 1 - Counterparty Exposure for Derivative Instruments Open

N O N E

Schedule DB - Part D-Section 2 - Collateral for Derivative Instruments Open - Pledged By

N O N E

Schedule DB - Part D-Section 2 - Collateral for Derivative Instruments Open - Pledged To

N O N E

Schedule DB - Part E - Derivatives Hedging Variable Annuity Guarantees as of December 31 of
Current Year

N O N E

Schedule DL - Part 1 - Reinvested Collateral Assets Owned

N O N E

Schedule DL - Part 2 - Reinvested Collateral Assets Owned

N O N E

ANNUAL STATEMENT FOR THE YEAR 2023 OF THE UnitedHealthcare Plan of the River Valley, Inc.

SCHEDULE E - PART 2 - CASH EQUIVALENTS

Show Investments Owned December 31 of Current Year

1 CUSIP	2 Description	3 Code	4 Date Acquired	5 Rate of Interest	6 Maturity Date	7 Book/Adjusted Carrying Value	8 Amount of Interest Due and Accrued	9 Amount Received During Year
	US Treasury Bill		12/28/2023	5.178	01/09/2024	27,278,495	0	19,051
	US Treasury Bill		12/28/2023	5.250	01/16/2024	66,978,100	0	29,303
0019999999	Subtotal - Bonds - U.S. Governments - Issuer Obligations					94,256,595	0	48,354
0109999999	Total - U.S. Government Bonds					94,256,595	0	48,354
0309999999	Total - All Other Government Bonds					0	0	0
0509999999	Total - U.S. States, Territories and Possessions Bonds					0	0	0
0709999999	Total - U.S. Political Subdivisions Bonds					0	0	0
0909999999	Total - U.S. Special Revenues Bonds					0	0	0
	Darden Restaurants, Inc. Disc Comm Paper		12/21/2023	5.760	01/18/2024	1,495,913	0	2,633
	JACKSON NATL LIFE GLOBAL CorpNoteNonCall 144A 46849LSS1		12/18/2023	3.250	01/30/2024	1,926,041	26,310	(22,755)
1019999999	Subtotal - Bonds - Industrial and Miscellaneous (Unaffiliated) - Issuer Obligations					3,421,954	26,310	(20,122)
1109999999	Total - Industrial and Miscellaneous (Unaffiliated) Bonds					3,421,954	26,310	(20,122)
1309999999	Total - Hybrid Securities					0	0	0
1509999999	Total - Parent, Subsidiaries and Affiliates Bonds					0	0	0
1909999999	Subtotal - Unaffiliated Bank Loans					0	0	0
2419999999	Total - Issuer Obligations					97,678,549	26,310	28,232
2429999999	Total - Residential Mortgage-Backed Securities					0	0	0
2439999999	Total - Commercial Mortgage-Backed Securities					0	0	0
2449999999	Total - Other Loan-Backed and Structured Securities					0	0	0
2459999999	Total - SVO Identified Funds					0	0	0
2469999999	Total - Affiliated Bank Loans					0	0	0
2479999999	Total - Unaffiliated Bank Loans					0	0	0
2509999999	Total Bonds					97,678,549	26,310	28,232
09248U-71-8	BlackRock Liquidity Funds T-Fund Port		12/22/2023	0.000		1,805,247	0	206,289
38141W-32-3	Goldman Sachs Treasury Obligations Fund		12/04/2023	0.000		821,815	0	268,973
38142B-88-0	Goldman Sachs Financial Square Federal Fund		12/04/2023	0.000		252,042	0	182,500
61747C-58-2	Morgan Stanley Institutional Liquidity Fund Treasury Port		12/04/2023	0.000		441,502	0	37,572
665279-87-3	Northern Inst Ins-Treasury Port		12/28/2023	0.000		7,500,253	0	405,897
825252-40-6	Invesco AIM STIT TREASURY MMF		12/04/2023	0.000		57,609,797	0	291,899
94975H-29-6	Allspring (fmr Wells Fargo) Treasury Plus MMKT Fund - Inst		12/04/2023	0.000		259,575	0	102,993
8209999999	Subtotal - Exempt Money Market Mutual Funds - as Identified by the SVO					68,690,231	0	1,496,123
147539-67-0	DEUTSCHE INV MGT CASH ACCT GOV/AGENCY DNS-1ST		12/04/2023	0.000		12,603	0	606
25160K-20-7	DEUTSCHE GOV MMKT Gov Series Ins Shares		12/04/2023	0.000		7,543	0	366
26200X-20-9	Dreyfus Inst Pred Govt MMF-Hamilton		12/04/2023	0.000		17,313	0	837
38141W-27-3	Goldman Sachs Government Fund		12/04/2023	0.000		8,863	0	427
40428X-10-7	HSBC HSBC US GOVT MMKT-I		12/04/2023	0.000		28,159	0	1,359
481200-67-0	JP Morgan US Govt MMKT CP		12/04/2023	0.000		7,497	0	359
61747C-70-7	Morgan Stanley Institutional Liquidity Fund Government Port		12/04/2023	0.000		10,147	0	489
665278-70-1	Northern Inst Govt Select Port		12/04/2023	0.000		0	0	13,496
74926P-69-6	RBC US Government Money Market		12/04/2023	0.000		6,358	0	308
825252-88-5	Invesco AIM STIT GOVT & AGENCY-INST MMF		12/04/2023	0.000		20,657	0	984
94975P-40-5	Allspring (fmr Wells Fargo) Government MMKT Fund-Inst Cls		12/04/2023	0.000		7,080	0	315
8309999999	Subtotal - All Other Money Market Mutual Funds					126,220	0	19,546
	UHC Liquidity Pool Pro Rata Share Portion		12/29/2023	0.000		2,886,950	0	78,873
8409999999	Subtotal - Qualified Cash Pools Under SSAP No. 2R					2,886,950	0	78,873
8609999999	Total Cash Equivalents					169,381,950	26,310	1,622,774

1. Line Book/Adjusted Carrying Value by NAIC Designation Category Footnote:
Number

1A	1A ..\$	1,495,913	1B ..\$	94,256,595	1C ..\$	0	1D ..\$	0	1E ..\$	0	1F ..\$	1,926,041	1G ..\$	0
1B	2A ..\$	0	2B ..\$	0	2C ..\$	0								
1C	3A ..\$	0	3B ..\$	0	3C ..\$	0								
1D	4A ..\$	0	4B ..\$	0	4C ..\$	0								
1E	5A ..\$	0	5B ..\$	0	5C ..\$	0								
1F	6 ..\$													

E28

ANNUAL STATEMENT FOR THE YEAR 2023 OF THE UnitedHealthcare Plan of the River Valley, Inc.

Line Book/Adjusted Carrying Value by NAIC Designation Category Footnote:

Line Number	1A ..\$	1,495,913	1B ..\$	94,256,595	1C ..\$	0	1D ..\$	0	1E ..\$	0	1F ..\$	1,926,041	1G ..\$	0
1A	1A ..\$	0	2B ..\$	0	2C ..\$	0								
1B	2A ..\$	0	3B ..\$	0	3C ..\$	0								
1C	3A ..\$	0	4B ..\$	0	4C ..\$	0								
1D	4A ..\$	0	5B ..\$	0	5C ..\$	0								
1E	5A ..\$	0	6 ..\$	0										
1F	6 ..\$	0												

SCHEDULE E - PART 3 - SPECIAL DEPOSITS

States, Etc.	1 Type of Deposit	2 Purpose of Deposit	Deposits For the Benefit of All Policyholders		All Other Special Deposits	
			3 Book/Adjusted Carrying Value	4 Fair Value	5 Book/Adjusted Carrying Value	6 Fair Value
1. Alabama	AL		0	0	0	0
2. Alaska	AK		0	0	0	0
3. Arizona	AZ		0	0	0	0
4. Arkansas	AR		0	0	0	0
5. California	CA		0	0	0	0
6. Colorado	CO		0	0	0	0
7. Connecticut	CT		0	0	0	0
8. Delaware	DE		0	0	0	0
9. District of Columbia	DC		0	0	0	0
10. Florida	FL		0	0	0	0
11. Georgia	GA		0	0	0	0
12. Hawaii	HI		0	0	0	0
13. Idaho	ID		0	0	0	0
14. Illinois	IL	B..... IL Ins Code 215 ILCS 5-26	611,371	629,000	0	0
15. Indiana	IN		0	0	0	0
16. Iowa	IA		0	0	0	0
17. Kansas	KS		0	0	0	0
18. Kentucky	KY		0	0	0	0
19. Louisiana	LA		0	0	0	0
20. Maine	ME		0	0	0	0
21. Maryland	MD		0	0	0	0
22. Massachusetts	MA		0	0	0	0
23. Michigan	MI		0	0	0	0
24. Minnesota	MN		0	0	0	0
25. Mississippi	MS		0	0	0	0
26. Missouri	MO		0	0	0	0
27. Montana	MT		0	0	0	0
28. Nebraska	NE		0	0	0	0
29. Nevada	NV		0	0	0	0
30. New Hampshire	NH		0	0	0	0
31. New Jersey	NJ		0	0	0	0
32. New Mexico	NM		0	0	0	0
33. New York	NY		0	0	0	0
34. North Carolina	NC		0	0	0	0
35. North Dakota	ND		0	0	0	0
36. Ohio	OH		0	0	0	0
37. Oklahoma	OK		0	0	0	0
38. Oregon	OR		0	0	0	0
39. Pennsylvania	PA		0	0	0	0
40. Rhode Island	RI		0	0	0	0
41. South Carolina	SC		0	0	0	0
42. South Dakota	SD		0	0	0	0
43. Tennessee	TN	B..... TennCare Medicaid Program Contract 2 21 53	0	0	22,859,728	23,209,250
44. Texas	TX		0	0	0	0
45. Utah	UT		0	0	0	0
46. Vermont	VT		0	0	0	0
47. Virginia	VA	B..... Va Ins Code Stat 38.2-4310.1	0	0	320,164	307,960
48. Washington	WA		0	0	0	0
49. West Virginia	WV		0	0	0	0
50. Wisconsin	WI		0	0	0	0
51. Wyoming	WY		0	0	0	0
52. American Samoa	AS		0	0	0	0
53. Guam	GU		0	0	0	0
54. Puerto Rico	PR		0	0	0	0
55. U.S. Virgin Islands	VI		0	0	0	0
56. Northern Mariana Islands	MP		0	0	0	0
57. Canada	CAN		0	0	0	0
58. Aggregate Alien and Other	OT	XXX	0	0	0	0
59. Subtotal	XXX	XXX	611,371	629,000	23,179,892	23,517,210
DETAILS OF WRITE-INS						
5801.						
5802.						
5803.						
5898. Summary of remaining write-ins for Line 58 from overflow page	XXX	XXX	0	0	0	0
5899. Totals (Lines 5801 thru 5803 plus 5898)(Line 58 above)	XXX	XXX	0	0	0	0

**ANNUAL STATEMENT FOR THE YEAR 2023
 UNITEDHEALTHCARE PLAN OF THE RIVER VALLEY, INC.
 STATEMENT OF ACTUARIAL OPINION**

Table of Key Indicators.

This Opinion is: Unqualified Qualified Adverse Inconclusive

IDENTIFICATION SECTION:

Prescribed Wording Only Prescribed Wording with Additional Wording Revised Wording

SCOPE SECTION:

Prescribed Wording Only Prescribed Wording with Additional Wording Revised Wording

RELIANCE SECTION:

Prescribed Wording Only Prescribed Wording with Additional Wording Revised Wording

OPINION SECTION:

Prescribed Wording Only Prescribed Wording with Additional Wording Revised Wording

RELEVANT COMMENTS:

Revised Wording

The Actuarial Memorandum includes "Deviation from Standard" wording regarding conformity with an Actuarial Standard of Practice.

Identification.

I, Gary Iannone, am Vice President, Corporate Actuarial Services, of United HealthCare Services, Inc., of which UnitedHealthcare Plan of the River Valley, Inc. is an affiliate. I am a member of the American Academy of Actuaries. I was appointed on December 30, 2016 in accordance with the requirements of the annual statement instructions. I meet the Academy qualification standards for rendering the opinion.

Scope.

I have examined the assumptions and methods used in determining loss reserves, actuarial liabilities, actuarial assets, and related items listed below, as shown in the annual statement of the organization as prepared for filing with state regulatory officials, as of December 31, 2023.

A. Claims unpaid (Page 3, Line 1)	\$351,320,360
B. Accrued medical incentive pool and bonus payments (Page 3, Line 2)	\$9,408,861
C. Unpaid claims adjustment expenses (Page 3, Line 3)	\$3,236,093
D. Aggregate health policy reserves (Page 3, Line 4) including unearned premium reserves, premium deficiency reserves, and additional policy reserves from the Underwriting and Investment Exhibit – Part 2D	\$81,028,738
E. Aggregate life policy reserves (Page 3, Line 5)	\$0
F. Property/casualty unearned premium reserves (Page 3, Line 6)	\$0
G. Aggregate health claim reserves (Page 3, Line 7)	\$838,630

**ANNUAL STATEMENT FOR THE YEAR 2023
UNITEDHEALTHCARE PLAN OF THE RIVER VALLEY, INC.
STATEMENT OF ACTUARIAL OPINION**

H. Any other loss reserves, actuarial liabilities, or related items presented as liabilities in the annual statement:	
1. Reserve for claim interest (Page 3, Line 9, in part)	\$301,674
I. Specified actuarial items presented as assets in the annual statement:	
1. Medicare risk adjustment receivable (Page 2, Line 15.3, Col. 1, in part)	\$11,069,115
2. Accrued retrospective premiums (Page 2, Line 15.3, Col. 1, in part)	\$3,887,522
3. Affordable Care Act permanent risk adjustment program – premium receivable (Page 2, Line 15.3, Col. 1, in part)	\$535,655
4. Other contracts subject to redetermination (Page 2, Line 15.3, Col. 1, in part)	\$5,064,259
5. Health care and other amounts receivable (Page 2, Line 24, Col. 1)	\$93,330,106

Reliance.

In forming my opinion on the items identified above, I relied upon data prepared by Nyle Brent Cottingham, Vice President and Regulatory Controller for United HealthCare Services, Inc.; and on Clint Egenes, Vice President and Controller for Optum; and on Brian McGuire, UnitedHealthcare Employer & Individual Controller for UnitedHealthcare; and on Brian H. St. Martin, Controller of Medicare & Retirement and Community & State for UnitedHealthcare Services, Inc.; and on Richard K. Viesta, Senior Vice President Actuarial Pricing for United Healthcare, as certified in the attached statements. I evaluated that data for reasonableness and consistency. I also reconciled that data to the Underwriting and Investment Exhibit – Part 2B of the company’s current annual statement. In other respects, my examination included review of the actuarial assumptions and actuarial methods used and tests of the calculations I considered necessary.

Opinion.

In my opinion, the amounts carried in the balance sheet on account of the items identified above:

- A. Are in accordance with accepted actuarial standards consistently applied and are fairly stated in accordance with sound actuarial principles;
- B. Are based on actuarial assumptions relevant to contract provisions and appropriate to the purpose for which the statement was prepared;
- C. Meet the requirements of the Insurance Laws and regulations of the state of Illinois, and the loss reserves and actuarial liabilities are at least as great as the minimum aggregate amounts required by any state;
- D. Make a good and sufficient provision for all unpaid claims and other actuarial liabilities of the organization under the terms of its contracts and agreements;
- E. Make a reasonable provision for all actuarial assets of the organization under the terms of its contracts and agreements;
- F. On a combined basis, make a reasonable provision for all actuarial assets and actuarial liabilities of the organization under moderately adverse conditions;
- G. Are computed on the basis of assumptions and methods consistent with those used in computing the corresponding items in the annual statement of the preceding year-end; and

**ANNUAL STATEMENT FOR THE YEAR 2023
UNITEDHEALTHCARE PLAN OF THE RIVER VALLEY, INC.
STATEMENT OF ACTUARIAL OPINION**


H. Include appropriate provision for all actuarial items that ought to be established.

The Underwriting and Investment Exhibit – Part 2B was reviewed for reasonableness and consistency with the applicable Actuarial Standards of Practice.

Actuarial methods, considerations, and analyses used in forming my opinion conform to the relevant Standards of Practice as promulgated from time to time by the Actuarial Standards Board, which standards form the basis of this statement of opinion.

Relevant Comments.

COVID-19 is no longer having a material impact on current claim levels or claim submissions. When I have used historical experience as a factor in estimating recent incurred claim levels, the historical data have been adjusted to reflect the changed environment.



Gary Iannone, A.S.A., M.A.A.A.

Mail Route CT039-004A
UnitedHealth Group
185 Asylum Street
Hartford, CT 06103

Telephone: (860) 702-5767

February 25, 2024



Nyle Brent Cottingham
Vice President & Regulatory Controller
MN006-W500

9800 Health Care Lane
Minnetonka, MN 55343

952-979-6133 phone

952-979-7825 fax

February 7, 2024

I, Nyle Brent Cottingham, am employed by United HealthCare Services, Inc. as Vice President and Regulatory Controller. Listings and summaries reconciling the annual statement as of December 31, 2023, for UnitedHealthcare Plan of the River Valley, Inc., to the company's general ledger were prepared under my direction and submitted to Gary Iannone in support of his statement of actuarial opinion for that company as of December 31, 2023. I hereby affirm that those listings and summaries, to the best of my knowledge and belief, are substantially accurate and complete and are the same as, or derived from, the records and other data that form the basis for the company's annual statement for the year ended December 31, 2023.

A handwritten signature in blue ink, appearing to read 'Nyle Brent Cottingham', written over a horizontal line.

Nyle Brent Cottingham
United HealthCare Services, Inc.



Optum Health

11020 Optum Circle
MN102-0600
Eden Prairie, MN 55344
P 1-952-205-0493

clint.egenes@optum.com

February 7, 2024

I, Clint Egenes, am employed by Optum as Vice President and Controller. Listings, summaries, and analyses of claim and exposure data and of balances in the general ledger of UnitedHealthcare Plan of the River Valley, Inc., all relating specifically to the primary, specialty, behavioral, surgical, urgent care and post-acute care planning and utilization services (where applicable) within the Optum Health business of that organization, were prepared under my direction and submitted to Gary Iannone in support of his actuarial opinion for that organization as of December 31, 2023. I hereby affirm that those listings, summaries, and analyses are, to the best of my knowledge and belief, substantially accurate and complete and the same as, or derived from, the records and other data which form the basis of the annual statement of the organization for the year ended December 31, 2023.

A handwritten signature in blue ink, appearing to read "Clint Egenes", is written over a horizontal line.

Clint Egenes
Optum Health Controller



February 7, 2024

I, Brian McGuire, am employed by UnitedHealthcare as UnitedHealthcare Employer & Individual Controller. Listings, summaries, and analyses of claim and exposure data and of balances in the general ledger of UnitedHealthcare Plan of the River Valley, Inc., all relating specifically to the Commercial Employer Group and Individual, Dental and Vision products (where applicable) within the UnitedHealthcare Employer and Individual business of that organization, were prepared under my direction and submitted to Gary Iannone in support of his actuarial opinion for that organization as of December 31, 2023. I hereby affirm that those listings, summaries, and analyses are, to the best of my knowledge and belief, substantially accurate and complete and the same as, or derived from, the records and other data which form the basis of the annual statement of the organization for the year ended December 31, 2023.

Brian McGuire
9700 Health Care Lane
MN017-E500
Minnetonka, MN 55343
952-979-6276



February 7, 2024

I, Brian St. Martin, am employed by United Healthcare Services, Inc. as Controller of Medicare & Retirement and Community & State. Listings, summaries, and analyses of claim and exposure data and of balances in the general ledger of UnitedHealthcare Plan of the River Valley, Inc., all relating specifically to the Medicaid, Dual-Eligible, State Children's Health Insurance Program, Individual Exchange, Medicare Advantage, Dual-Eligible, Medicare Supplement, Medicare Part D, and Dental products (where applicable) within the UnitedHealthcare Community and State business and the UnitedHealthcare Medicare and Retirement business of that organization, were prepared under my direction and submitted to Gary Iannone in support of his actuarial opinion for that organization as of December 31, 2023. I hereby affirm that those listings, summaries, and analyses are, to the best of my knowledge and belief, substantially accurate and complete and the same as, or derived from, the records and other data which form the basis of the annual statement of the organization for the year ended December 31, 2023.

A handwritten signature in blue ink, appearing to read "BSM", written over a horizontal line.

Brian St. Martin
9800 Health Care Lane
Minnetonka, MN 55343
(952) 931-4279



1 Compass Court
Oyster Bay, NY 11771

February 7, 2024

I, Richard K. Viesta, am employed by United Healthcare as Senior Vice President Actuarial Pricing. Listings, summaries, and analyses relating to the permanent risk adjustment program of the Affordable Care Act with regard to UnitedHealthcare Plan of the River Valley, Inc., were prepared under my direction and submitted to Gary Iannone in support of his statement of actuarial opinion for that company as of December 31, 2023. I hereby affirm that those listings and summaries, to the best of my knowledge and belief, are substantially accurate and complete.

A handwritten signature in black ink, appearing to read 'Richard K. Viesta', written over a horizontal line.

Richard K. Viesta
SVP Actuarial Pricing
631-348-5824



HEALTH ANNUAL STATEMENT

FOR THE YEAR ENDED DECEMBER 31, 2023
OF THE CONDITION AND AFFAIRS OF THE

UnitedHealthcare Plan of the River Valley, Inc.

NAIC Group Code 0707 0707 NAIC Company Code 95378 Employer's ID Number 36-3379945
(Current) (Prior)

Organized under the Laws of Illinois, State of Domicile or Port of Entry IL

Country of Domicile United States of America

Licensed as business type: Health Maintenance Organization

Is HMO Federally Qualified? Yes [] No [X]

Incorporated/Organized 08/05/1985 Commenced Business 12/19/1985

Statutory Home Office 1 KONE Court, 101 17th Street, Suite 301, Moline, IL, US 61265
(Street and Number) (City or Town, State, Country and Zip Code)

Main Administrative Office 1 KONE Court, 101 17th Street, Suite 301
(Street and Number)
Moline, IL, US 61265, 309-736-4600
(City or Town, State, Country and Zip Code) (Area Code) (Telephone Number)

Mail Address 9800 Health Care Lane, MN006-W500, Minnetonka, MN, US 55343
(Street and Number or P.O. Box) (City or Town, State, Country and Zip Code)

Primary Location of Books and Records 1 KONE Court, 101 17th Street, Suite 301
(Street and Number)
Moline, IL, US 61265, 309-736-4600
(City or Town, State, Country and Zip Code) (Area Code) (Telephone Number)

Internet Website Address UHCRiverValley.com

Statutory Statement Contact Lisa A Birch, 952-202-4741
(Name) (Area Code) (Telephone Number)
regreporting_illinois@uhc.com, 952-931-4651
(E-mail Address) (FAX Number)

OFFICERS

President Ute Wegfarth Strand Treasurer Peter Marshall Gill
Secretary Bryn Searns # Chief Financial Officer James Wesley Kelly

OTHER

Heather Anastasia Lang, Assistant Secretary Jessica Leigh Zuba, Assistant Secretary Nyle Brent Cottingham, Vice President
Robert Andersen Broomfield, President, Commercial

DIRECTORS OR TRUSTEES

Robert Andersen Broomfield James Wesley Kelly Michael Charles Margherio Jr. #
Ute Wegfarth Strand Craig Lee Bartholomew Brendan Paul Hostetler
Mollie Katherine Zito


State of Colorado State of _____ State of _____
County of Denver County of _____ County of _____

The officers of this reporting entity being duly sworn, each depose and say that they are the described officers of said reporting entity, and that on the reporting period stated above, all of the herein described assets were the absolute property of the said reporting entity, free and clear from any liens or claims thereon, except as herein stated, and that this statement, together with related exhibits, schedules and explanations therein contained, annexed or referred to, is a full and true statement of all the assets and liabilities and of the condition and affairs of the said reporting entity as of the reporting period stated above, and of its income and deductions there from for the period ended, and have been completed in accordance with the NAIC Annual Statement Instructions and Accounting Practices and Procedures manual except to the extent that: (1) state law may differ; or, (2) that state rules or regulations require differences in reporting not related to accounting practices and procedures, according to the best of their information, knowledge and belief, respectively. Furthermore, the scope of this attestation by the described officers also includes the related corresponding electronic filing with the NAIC, when required, that is an exact copy (except for formatting differences due to electronic filing) of the enclosed statement. The electronic filing may be requested by various regulators in lieu of or in addition to the enclosed statement.

Bryn Searns Ute Wegfarth Strand James Wesley Kelly
Secretary President Chief Financial Officer

Subscribed and sworn to before me this 23rd day of January, 2024
Satomi Nishikawa _____
day of _____ day of _____

- a. Is this an original filing?..... Yes [X] No []
b. If no,
1. State the amendment number.....
2. Date filed.....
3. Number of pages attached.....





HEALTH ANNUAL STATEMENT

FOR THE YEAR ENDED DECEMBER 31, 2023
OF THE CONDITION AND AFFAIRS OF THE

UnitedHealthcare Plan of the River Valley, Inc.

NAIC Group Code 0707 0707 NAIC Company Code 95378 Employer's ID Number 36-3379945
(Current) (Prior)

Organized under the Laws of Illinois, State of Domicile or Port of Entry IL

Country of Domicile United States of America

Licensed as business type: Health Maintenance Organization

Is HMO Federally Qualified? Yes [] No [X]

Incorporated/Organized 08/05/1985 Commenced Business 12/19/1985

Statutory Home Office 1 KONE Court, 101 17th Street, Suite 301, Moline, IL, US 61265
(Street and Number) (City or Town, State, Country and Zip Code)

Main Administrative Office 1 KONE Court, 101 17th Street, Suite 301
(Street and Number)
Moline, IL, US 61265, 309-736-4600
(City or Town, State, Country and Zip Code) (Area Code) (Telephone Number)

Mail Address 9800 Health Care Lane, MN006-W500, Minnetonka, MN, US 55343
(Street and Number or P.O. Box) (City or Town, State, Country and Zip Code)

Primary Location of Books and Records 1 KONE Court, 101 17th Street, Suite 301
(Street and Number)
Moline, IL, US 61265, 309-736-4600
(City or Town, State, Country and Zip Code) (Area Code) (Telephone Number)

Internet Website Address UHCRiverValley.com

Statutory Statement Contact Lisa A Birch, 952-202-4741
(Name) (Area Code) (Telephone Number)
regreporting_illinois@uhc.com, 952-931-4651
(E-mail Address) (FAX Number)

OFFICERS

President Ute Wegfarth Strand Treasurer Peter Marshall Gill
Secretary Bryn Searns # Chief Financial Officer James Wesley Kelly

OTHER

Heather Anastasia Lang, Assistant Secretary Jessica Leigh Zuba, Assistant Secretary Nyle Brent Cottingham, Vice President
Robert Andersen Broomfield, President, Commercial

DIRECTORS OR TRUSTEES

Robert Andersen Broomfield James Wesley Kelly Michael Charles Margherio Jr. #
Ute Wegfarth Strand Craig Lee Bartholomew Brendan Paul Hostetler
Mollie Katherine Zito

State of _____
County of _____

State of Tennessee
County of Williamson

State of _____
County of _____

The officers of this reporting entity being duly sworn, each depose and say that they are the described officers of said reporting entity, and that on the reporting period stated above, all of the herein described assets were the absolute property of the said reporting entity, free and clear from any liens or claims thereon, except as herein stated, and that this statement, together with related exhibits, schedules and explanations therein contained, annexed or referred to, is a full and true statement of all the assets and liabilities and of the condition and affairs of the said reporting entity as of the reporting period stated above, and of its income and deductions there from for the period ended, and have been completed in accordance with the NAIC Annual Statement Instructions and Accounting Practices and Procedures manual except to the extent that: (1) state law may differ; or, (2) that state rules or regulations require differences in reporting not related to accounting practices and procedures, according to the best of their information, knowledge and belief, respectively. Furthermore, the scope of this attestation by the described officers also includes the related corresponding electronic filing with the NAIC, when required, that is an exact copy (except for formatting differences due to electronic filing) of the enclosed statement. The electronic filing may be requested by various regulators in lieu of or in addition to the enclosed statement.

Bryn Searns
Secretary

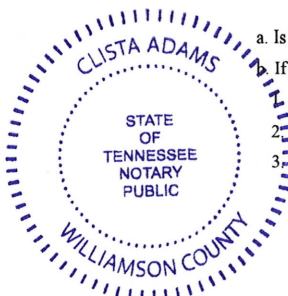
Ute Wegfarth Strand
President

James Wesley Kelly
Chief Financial Officer

Subscribed and sworn to before me this _____ day of _____

Subscribed and sworn to before me this 24th day of January 2024
Clista Adams

Subscribed and sworn to before me this _____ day of _____



- a. Is this an original filing?..... Yes [X] No []
If no,
1. State the amendment number.....
2. Date filed.....
3. Number of pages attached.....

UnitedHealthcare Plan of the River Valley, Inc. - Consolidated

Report 2A - TennCare Income Statement
CRA 2.30.14.3.3 and 2.30.14.3.4
December 31, 2023

Member Months	East	Middle	West	Total
	2,062,076	2,525,982	1,737,746	6,325,804
Revenues:				
TennCare Capitation	778,059,824	887,650,436	609,974,721	2,275,684,981
Investment	-	-	-	-
Other Revenues	(1,228,586)	(3,953,351)	(3,122,377)	(8,304,314)
Total Revenues	776,831,238	883,697,085	606,852,344	2,267,380,667
Estimated Expenses:				
Hospital and Medical (w/o Mental Health)				
Capitated Physician Services	-	-	-	-
Fee-for Service Physician Services	128,662,096	146,600,508	82,307,960	357,570,564
Inpatient Hospital Services	107,570,219	150,927,150	90,255,339	348,752,709
Outpatient Hospital Services	85,191,233	123,181,474	71,419,876	279,792,583
Emergency Room Services	41,720,722	37,271,785	21,447,519	100,440,025
Dental Services	-	-	-	-
Vision Services	2,855,669	3,421,845	2,869,325	9,146,839
Pharmacy Services	-	-	-	-
Home Health Services	6,538,585	5,850,267	2,274,309	14,663,162
Chiropractic Services	-	-	-	-
Radiology Services	8,688,258	8,941,557	5,076,130	22,705,945
Laboratory Services	12,009,851	12,658,022	7,110,026	31,777,898
Durable Medical Equipment Services	10,814,599	13,173,228	7,476,111	31,463,938
Transportation Services	4,680,161	6,070,918	5,831,934	16,583,012
Outside Referrals	-	-	-	-
Occupancy, Depreciation and Amortization	-	-	-	-
Other Medical and Hospital Services - Write-Ins	(770,809)	2,059,904	117,943	1,407,038
Subtotal Medical and Hospital	407,960,583	510,156,658	296,186,471	1,214,303,712
Mental Health and Substance Abuse Services				
Inpatient Psychiatric Facility Services	9,601,646	17,048,894	15,028,971	41,679,511
Inpatient Substance Abuse Treatment and Detox	964,328	1,904,064	710,669	3,579,062
Outpatient Mental Health Services	15,518,689	25,559,846	7,206,725	48,285,260
Outpatient Substance Abuse Treatment and Detox	3,791,474	4,073,803	1,643,111	9,508,389
Housing/Residential Treatment	13,466,606	13,701,351	6,957,945	34,125,901
Specialized Crisis Services	154,676	218,969	127,141	500,786
Psychiatric Rehab and Support Services	8,821,022	15,330,513	11,105,418	35,256,953
Case Management	7,753	33,370	3,025,159	3,066,283
Forensics	-	-	-	-
Other Judicial	-	-	-	-
Pharmacy	-	-	-	-
Lab Services	-	-	-	-
Transportation	285,922	414,890	247,166	947,978
Occupancy, Depreciation and Amortization	-	-	-	-
Other Mental Health and Substance Abuse Services	5,011,919	1,002,822	324,102	6,338,843
PCP and Specialist Services	-	-	-	-
Tennessee Health Link	12,841,991	22,078,472	5,519,843	40,440,306
Other Mental Health Services - Write-Ins	2,591,530	4,483,659	1,895,553	8,970,742
Subtotal MH&SAS	73,057,558	105,850,654	53,791,802	232,700,013
CHOICES				
Nursing Facility Care	123,864,558	110,644,633	105,053,849	339,563,040
HCBS Services	30,633,308	34,306,531	33,630,240	98,570,078
Subtotal CHOICES	154,497,866	144,951,164	138,684,088	438,133,118
Value Based Payouts	57,131	1,568,483	98,896	1,724,511
Value Based Recoveries	-	-	-	-
Other Medical Incentive Pool and Withhold Adjustments	-	-	-	-
Subtotal Hospital, Medical, MH&SAS, CHOICES	635,573,138	762,526,959	488,761,257	1,886,861,354
LESS:				
Net Reinsurance Recoveries Incurred	-	-	-	-
Copayments	-	-	-	-
Subrogation and Coordination of Benefits	-	-	-	-
Subtotal Reinsurance, Copay, Subrogation	-	-	-	-
Total Hospital, Medical, MH&SAS	635,573,138	762,526,959	488,761,257	1,886,861,354
Administration:				
Compensation	-	-	-	-
Marketing	-	-	-	-
Interest Expense	-	-	-	-
Premium Tax Expense	45,762,252	52,169,282	35,747,597	133,679,130
Occupancy, Depreciation, and Amortization	-	-	-	-
Other Administration - Write-Ins	76,043,543	89,931,865	59,058,816	225,034,224
Total Administration Expenses	121,805,795	142,101,147	94,806,412	358,713,354
Total Expenses	757,378,933	904,628,106	583,567,670	2,245,574,708
Extraordinary Item	-	-	-	-
Provision for Income Tax	4,084,984	(4,395,514)	4,889,782	4,579,251
Net Income (Loss)	15,367,321	(16,535,506)	18,394,893	17,226,707
Write-Ins for Other Revenues				
Other Revenue - TennCare Bonuses	-	-	-	-
Other Revenue - ECF Administration Revenue and TennCare Bonuses	4,174,647	2,435,049	1,413,613	8,023,309
Other Revenue - Risk Corridor refund	(36,279,819)	(42,299,214)	(31,022,612)	(109,601,645)
Other Revenue - Risk Corridor Accrual	30,876,585	35,910,815	26,486,622	93,274,022
Total Other Revenues	(1,228,586)	(3,953,351)	(3,122,377)	(8,304,314)
Write-Ins for Other Medical and Hospital				
Premium Deficiency Reserve	-	-	-	-
Other Miscellaneous	(776,909)	2,052,961	114,573	1,390,625
Other Capitated Services	6,100	6,943	3,370	16,413
Total Other Medical and Hospital	(770,809)	2,059,904	117,943	1,407,038
Write-Ins for Other MH & SS				
Other Capitated Services	2,591,546	4,483,659	1,895,553	8,970,758
Other Miscellaneous	(16)	-	-	(16)
Total Other MH & SS	2,591,530	4,483,659	1,895,553	8,970,742
Write-Ins for Other Administration				
Administrative Services Fee	62,752,037	71,581,503	49,161,625	183,495,165
Behaviorial Healthcare Services	5,719,394	10,452,218	5,436,336	21,607,948
Other Miscellaneous	7,572,113	7,898,143	4,460,855	19,931,110
Total Other Administration	76,043,543	89,931,865	59,058,816	225,034,224

Note

The pass-through revenue and associated taxes are excluded.
Premium taxes reported on accrual basis, please reference the reconciliation of cash to Accrual basis accounting.

UnitedHealthcare Plan of the River Valley, Inc. - East
Report 2A - TennCare Income Statement
CRA 2.30.14.3.3 and 2.30.14.3.4
December 31, 2023

Member Months	Current Qtr YTD		Prior Year as of 12/31/2022
	Total as of 12/31/2023	YTD Total as of 12/31/2023	
	492,922	2,062,076	1,992,659
Revenues:			
TennCare Capitation	196,293,400	778,059,824	718,772,682
Investment	-	-	-
Other Revenues	(1,336,903)	(1,228,586)	12,912,272
Total Revenues	194,956,497	776,831,238	731,684,954
Estimated Expenses:			
Hospital and Medical (w/o Mental Health)			
Capitated Physician Services	-	-	-
Fee-for Service Physician Services	34,208,128	128,662,096	122,769,671
Inpatient Hospital Services	25,387,121	107,570,219	107,300,930
Outpatient Hospital Services	21,147,207	85,191,233	79,635,702
Emergency Room Services	10,519,738	41,720,722	40,477,720
Dental Services	-	-	-
Vision Services	746,612	2,855,669	2,694,935
Pharmacy Services	-	-	-
Home Health Services	1,330,220	6,538,585	7,910,033
Chiropractic Services	-	-	-
Radiology Services	2,166,501	8,688,258	8,094,109
Laboratory Services	3,239,786	12,009,851	10,980,864
Durable Medical Equipment Services	2,747,635	10,814,599	10,840,651
Transportation Services	1,139,128	4,680,161	4,475,352
Outside Referrals	-	-	-
Occupancy, Depreciation and Amortization	-	-	-
Other Medical and Hospital Services - Write-Ins	(141,064)	(770,809)	5,620,251
Subtotal Medical and Hospital	102,491,012	407,960,583	400,800,219
Mental Health and Substance Abuse Services			
Inpatient Psychiatric Facility Services	2,072,958	9,601,646	10,160,339
Inpatient Substance Abuse Treatment and Detox	175,072	964,328	932,676
Outpatient Mental Health Services	3,640,326	15,518,689	9,287,341
Outpatient Substance Abuse Treatment and Detox	837,173	3,791,474	3,141,279
Housing/Residential Treatment	2,749,942	13,466,606	10,605,822
Specialized Crisis Services	22,347	154,676	161,087
Psychiatric Rehab and Support Services	1,742,466	8,821,022	8,225,994
Case Management	1,405	7,753	7,300
Forensics	-	-	-
Other Judicial	-	-	-
Pharmacy	-	-	-
Lab Services	-	-	-
Transportation	41,588	285,922	250,022
Occupancy, Depreciation and Amortization	-	-	-
Other Mental Health and Substance Abuse Services	969,394	5,011,919	4,777,245
PCP and Specialist Services	-	-	-
Tennessee Health Link	2,682,169	12,841,991	13,015,445
Other Mental Health Services - Write-Ins	727,498	2,591,530	2,163,926
Subtotal MH&SAS	15,662,338	73,057,558	62,728,476
CHOICES			
Nursing Facility Care	31,871,325	123,864,558	113,465,724
HCBS Services	8,963,038	30,633,308	29,489,747
Subtotal CHOICES	40,834,362	154,497,866	142,955,471
Value Based Payouts	57,131	57,131	67,587
Value Based Recoveries	-	-	-
Other Medical Incentive Pool and Withhold Adjustments	-	-	-
Subtotal Hospital, Medical, MH&SAS, CHOICES	159,044,844	635,573,138	606,551,753
LESS:			
Net Reinsurance Recoveries Incurred	-	-	-
Copayments	-	-	-
Subrogation and Coordination of Benefits	-	-	-
Subtotal Reinsurance, Copay, Subrogation	-	-	-
Total Hospital, Medical, MH&SAS	159,044,844	635,573,138	606,551,753
Administration:			
Compensation	-	-	-
Direct and Allocated Admin expenses	-	-	-
Marketing	-	-	-
Interest Expense	-	-	-
Premium Tax Expense	11,766,069	45,762,252	43,749,921
Occupancy, Depreciation, and Amortization	-	-	-
Other Administration - Write-Ins	16,347,174	76,043,543	71,754,156
Total Administration Expenses	28,113,243	121,805,795	115,504,077
Total Expenses	187,158,087	757,378,933	722,055,829
Extraordinary Item	-	-	-
Provision for Income Tax	1,637,666	4,084,984	2,022,116
Net Income (Loss)	6,160,744	15,367,321	7,607,008
Write-Ins for Other Revenues			
Other Revenue - TennCare Bonuses	-	-	-
Other Revenue - ECF Administration Revenue and TennCare Bonuses	1,844,093	4,174,647	2,575,180
Other Revenue - Risk Corridor refund	-	(36,279,819)	(4,501,697)
Other Revenue - Risk Corridor Accrual	(3,180,996)	30,876,585	14,838,789
Total Other Revenues	(1,336,903)	(1,228,586)	12,912,272
Write-Ins for Other Medical and Hospital			
Premium Deficiency Reserve	-	-	-
Other Miscellaneous	(142,267)	(776,909)	5,614,444
Other Capitated Services	1,203	6,100	5,807
Total Other Medical and Hospital	(141,064)	(770,809)	5,620,251
Write-Ins for Other MH & SS			
Other Capitated Services	727,498	2,591,546	2,163,926
Other Miscellaneous	-	(16)	-
Total Other MH & SS	727,498	2,591,530	2,163,926
Write-Ins for Other Administration			
Administrative Services Fee	12,899,572	62,752,037	59,859,269
Behaviorial Healthcare Services	1,360,292	5,719,394	5,566,825
Other Miscellaneous	2,087,310	7,572,113	6,328,062
Total Other Administration	16,347,174	76,043,543	71,754,156

Note

The pass-through revenue and associated taxes are excluded.
Premium taxes reported on accrual basis, please reference the reconciliation of cash to Accrual basis accounting.

UnitedHealthcare Plan of the River Valley, Inc. - Middle
Report 2A - TennCare Income Statement
CRA 2.30.14.3.3 and 2.30.14.3.4
December 31, 2023

Member Months	Current Qtr YTD	YTD Total as of	Prior Year as of
	Total as of 12/31/2023	12/31/2023	12/31/2022
	605,138	2,525,982	2,440,459
Revenues:			
TennCare Capitation	220,066,067	887,650,436	835,604,230
Investment	-	-	-
Other Revenues	(3,547,288)	(3,953,351)	725,562
Total Revenues	216,518,779	883,697,085	836,329,791
Estimated Expenses:			
Hospital and Medical (w/o Mental Health)			
Capitated Physician Services	-	-	-
Fee-for Service Physician Services	35,348,913	146,600,508	136,898,181
Inpatient Hospital Services	33,106,883	150,927,150	155,925,850
Outpatient Hospital Services	27,494,397	123,181,474	107,596,464
Emergency Room Services	8,890,604	37,271,785	35,344,932
Dental Services	-	-	-
Vision Services	892,255	3,421,845	3,360,725
Pharmacy Services	-	-	-
Home Health Services	959,693	5,850,267	6,102,743
Chiropractic Services	-	-	-
Radiology Services	2,103,657	8,941,557	8,759,353
Laboratory Services	3,036,126	12,658,022	11,571,776
Durable Medical Equipment Services	2,910,269	13,173,228	12,301,447
Transportation Services	1,397,316	6,070,918	5,302,419
Outside Referrals	-	-	-
Occupancy, Depreciation and Amortization	-	-	-
Other Medical and Hospital Services - Write-Ins	883,282	2,059,904	1,869,392
Subtotal Medical and Hospital	117,023,396	510,156,658	485,033,283
Mental Health and Substance Abuse Services			
Inpatient Psychiatric Facility Services	3,916,641	17,048,894	14,702,232
Inpatient Substance Abuse Treatment and Detox	356,030	1,904,064	1,693,418
Outpatient Mental Health Services	6,321,197	25,559,846	15,766,307
Outpatient Substance Abuse Treatment and Detox	785,679	4,073,803	3,544,201
Housing/Residential Treatment	2,749,187	13,701,351	12,161,815
Specialized Crisis Services	49,510	218,969	174,827
Psychiatric Rehab and Support Services	3,102,628	15,330,513	13,632,678
Case Management	7,959	33,370	21,827
Forensics	-	-	-
Other Judicial	-	-	-
Pharmacy	-	-	-
Lab Services	-	-	-
Transportation	82,837	414,890	384,138
Occupancy, Depreciation and Amortization	-	-	-
Other Mental Health and Substance Abuse Services	197,490	1,002,822	913,802
PCP and Specialist Services	-	-	-
Tennessee Health Link	5,171,494	22,078,472	21,334,727
Other Mental Health Services - Write-Ins	1,139,636	4,483,659	4,104,394
Subtotal MH&SAS	23,880,287	105,850,654	88,434,367
CHOICES			
Nursing Facility Care	28,520,149	110,644,633	100,996,984
HCBS Services	9,149,688	34,306,531	31,711,265
Subtotal CHOICES	37,669,838	144,951,164	132,708,249
Value Based Payouts	782,574	1,568,483	2,602,919
Value Based Recoveries	-	-	-
Other Medical Incentive Pool and Withhold Adjustments	-	-	-
Subtotal Hospital, Medical, MH&SAS, CHOICES	179,356,094	762,526,959	708,778,819
LESS:			
Net Reinsurance Recoveries Incurred	-	-	-
Copayments	-	-	-
Subrogation and Coordination of Benefits	-	-	-
Subtotal Reinsurance, Copay, Subrogation	-	-	-
Total Hospital, Medical, MH&SAS	179,356,094	762,526,959	708,778,819
Administration:			
Compensation	-	-	-
Direct and Allocated Admin expenses	-	-	-
Marketing	-	-	-
Interest Expense	-	-	-
Premium Tax Expense	13,203,964	52,169,282	50,862,443
Occupancy, Depreciation, and Amortization	-	-	-
Other Administration - Write-Ins	19,515,987	89,931,865	84,861,858
Total Administration Expenses	32,719,951	142,101,147	135,724,301
Total Expenses	212,076,045	904,628,106	844,503,120
Extraordinary Item	-	-	-
Provision for Income Tax	932,974	(4,395,514)	(1,716,399)
Net Income (Loss)	3,509,760	(16,535,506)	(6,456,929)
Write-Ins for Other Revenues			
Other Revenue - TennCare Bonuses	-	-	-
Other Revenue - ECF Administration Revenue and TennCare Bonuses	295,241	2,435,049	2,932,749
Other Revenue - Risk Corridor refund	-	(42,299,214)	(5,093,893)
Other Revenue - Risk Corridor Accrual	(3,842,529)	35,910,815	2,886,706
Total Other Revenues	(3,547,288)	(3,953,351)	725,562
Write-Ins for Other Medical and Hospital			
Premium Deficiency Reserve	-	-	-
Other Miscellaneous	881,651	2,052,961	1,865,723
Other Capitated Services	1,632	6,943	3,669
Total Other Medical and Hospital	883,282	2,059,904	1,869,392
Write-Ins for Other MH & SS			
Other Capitated Services	1,139,636	4,483,659	4,104,394
Other Miscellaneous	-	-	-
Total Other MH & SS	1,139,636	4,483,659	4,104,394
Write-Ins for Other Administration			
Administrative Services Fee	14,365,166	71,581,503	68,102,446
Behaviorial Healthcare Services	2,489,194	10,452,218	10,162,978
Other Miscellaneous	2,661,627	7,898,143	6,596,433
Total Other Administration	19,515,987	89,931,865	84,861,858

Note

The pass-through revenue and associated taxes are excluded.
Premium taxes reported on accrual basis, please reference the reconciliation of cash to Accrual basis accounting.

UnitedHealthcare Plan of the River Valley, Inc. - West
Report 2A - TennCare Income Statement
CRA 2.30.14.3.3 and 2.30.14.3.4
December 31, 2023

Member Months	Current Qtr YTD		Prior Year as of 12/31/2022
	Total as of 12/31/2023	YTD Total as of 12/31/2023	
	413,030	1,737,746	1,698,465
Revenues:			
TennCare Capitation	156,699,269	609,974,721	578,745,264
Investment	-	-	-
Other Revenues	(2,592,669)	(3,122,377)	4,676,279
Total Revenues	<u>154,106,600</u>	<u>606,852,344</u>	<u>583,421,544</u>
Estimated Expenses:			
Hospital and Medical (w/o Mental Health)			
Capitated Physician Services	-	-	-
Fee-for Service Physician Services	21,202,999	82,307,960	80,816,311
Inpatient Hospital Services	20,340,119	90,255,339	89,810,896
Outpatient Hospital Services	17,911,284	71,419,876	63,909,039
Emergency Room Services	5,532,962	21,447,519	20,218,424
Dental Services	-	-	-
Vision Services	743,807	2,869,325	2,727,473
Pharmacy Services	-	-	-
Home Health Services	268,008	2,274,309	3,181,108
Chiropractic Services	-	-	-
Radiology Services	1,249,463	5,076,130	4,796,965
Laboratory Services	1,833,672	7,110,026	6,851,828
Durable Medical Equipment Services	1,810,661	7,476,111	7,375,818
Transportation Services	1,564,694	5,831,934	5,046,307
Outside Referrals	-	-	-
Occupancy, Depreciation and Amortization	-	-	-
Other Medical and Hospital Services - Write-Ins	116,493	117,943	701,018
Subtotal Medical and Hospital	<u>72,574,160</u>	<u>296,186,471</u>	<u>285,435,186</u>
Mental Health and Substance Abuse Services			
Inpatient Psychiatric Facility Services	2,837,673	15,028,971	14,873,924
Inpatient Substance Abuse Treatment and Detox	82,791	710,669	596,387
Outpatient Mental Health Services	1,621,599	7,206,725	6,466,367
Outpatient Substance Abuse Treatment and Detox	228,397	1,643,111	1,280,455
Housing/Residential Treatment	1,527,977	6,957,945	6,661,187
Specialized Crisis Services	29,474	127,141	108,841
Psychiatric Rehab and Support Services	2,123,051	11,105,418	9,974,694
Case Management	644,269	3,025,159	2,836,515
Forensics	-	-	-
Other Judicial	-	-	-
Pharmacy	-	-	-
Lab Services	-	-	-
Transportation	38,952	247,166	173,200
Occupancy, Depreciation and Amortization	-	-	-
Other Mental Health and Substance Abuse Services	72,953	324,102	292,224
PCP and Specialist Services	-	-	-
Tennessee Health Link	1,470,110	5,519,843	5,215,379
Other Mental Health Services - Write-Ins	509,150	1,895,553	1,611,825
Subtotal MH&SAS	<u>11,186,396</u>	<u>53,791,802</u>	<u>50,090,998</u>
CHOICES			
Nursing Facility Care	28,824,613	105,053,849	91,772,854
HCBS Services	9,341,699	33,630,240	32,200,860
Subtotal CHOICES	<u>38,166,313</u>	<u>138,684,088</u>	<u>123,973,714</u>
Value Based Payouts	98,896	98,896	103,493
Value Based Recoveries	-	-	-
Other Medical Incentive Pool and Withhold Adjustments	-	-	-
Subtotal Hospital, Medical, MH&SAS, CHOICES	<u>122,025,766</u>	<u>488,761,257</u>	<u>459,603,390</u>
LESS:			
Net Reinsurance Recoveries Incurred	-	-	-
Copayments	-	-	-
Subrogation and Coordination of Benefits	-	-	-
Subtotal Reinsurance, Copay, Subrogation	<u>-</u>	<u>-</u>	<u>-</u>
Total Hospital, Medical, MH&SAS	<u>122,025,766</u>	<u>488,761,257</u>	<u>459,603,390</u>
Administration:			
Compensation	-	-	-
Direct and Allocated Admin expenses	-	-	-
Marketing	-	-	-
Interest Expense	-	-	-
Premium Tax Expense	9,401,956	35,747,597	35,218,210
Occupancy, Depreciation, and Amortization	-	-	-
Other Administration - Write-Ins	12,868,111	59,058,816	57,392,813
Total Administration Expenses	<u>22,270,067</u>	<u>94,806,412</u>	<u>92,611,023</u>
Total Expenses	<u>144,295,833</u>	<u>583,567,670</u>	<u>552,214,413</u>
Extraordinary Item	-	-	-
Provision for Income Tax	2,060,261	4,889,782	6,553,497
Net Income (Loss)	<u>7,750,506</u>	<u>18,394,893</u>	<u>24,653,633</u>
Write-Ins for Other Revenues			
Other Revenue - TennCare Bonuses	-	-	-
Other Revenue - ECF Administration Revenue and TennCare Bonuses	135,331	1,413,613	1,928,671
Other Revenue - Risk Corridor refund	-	(31,022,612)	(3,860,257)
Other Revenue - Risk Corridor Accrual	(2,728,001)	26,486,622	6,607,865
Total Other Revenues	<u>(2,592,669)</u>	<u>(3,122,377)</u>	<u>4,676,279</u>
Write-Ins for Other Medical and Hospital			
Premium Deficiency Reserve	-	-	-
Other Miscellaneous	115,738	114,573	696,602
Other Capitated Services	755	3,370	4,416
Total Other Medical and Hospital	<u>116,493</u>	<u>117,943</u>	<u>701,018</u>
Write-Ins for Other MH & SS			
Other Capitated Services	509,150	1,895,553	1,611,825
Other Miscellaneous	-	-	-
Total Other MH & SS	<u>509,150</u>	<u>1,895,553</u>	<u>1,611,825</u>
Write-Ins for Other Administration			
Administrative Services Fee	10,335,423	49,161,625	47,660,640
Behavioral Healthcare Services	1,284,859	5,436,336	5,359,606
Other Miscellaneous	1,247,829	4,460,855	4,372,567
Total Other Administration	<u>12,868,111</u>	<u>59,058,816</u>	<u>57,392,813</u>

Note

The pass-through revenue and associated taxes are excluded.
Premium taxes reported on accrual basis, please reference the reconciliation of cash to Accrual basis accounting.

**UnitedHealthcare Plan of the River Valley - Consolidated Tennessee (Includes CHIP - CoverKids)
Reconciliation Between 2A and MLR Report
As of December 31, 2023**

<u>Capitation Revenue</u>	<u>Revenue</u>	
Revenue reported per MLR report	2,283,171,207	
STAT Adjustment	-	
	2,283,171,207	
TennCare Capitation per 2A	2,275,684,981	A
Other Revenues	(8,304,314)	
Less: Restated revenue for prior months	15,790,540	
	2,283,171,207	
Difference	-	
<u>Claims & Reserve</u>	<u>Claims</u>	
Total 2A Paid Claims and Change in Reserves	1,886,861,354	B
	1,886,861,354	
Incurred Claims per the MLR for the reporting period	2,165,547,628	
STAT Adjustment	-	
Transportation Admin expense reclassified to Admin section on MLR.	10,877,190	
Pass through - Expenses	(279,114,543)	
Restated prior year incurred claims	(10,448,922)	
Adjusted MLR	1,886,861,354	
Difference (rounding)	-	

Write-Ins for Other Revenues		
Other Revenue - TennCare Bonuses	-	
Other Revenue - ECF Administration Revenue and TennCare Bonuses	8,023,309	
Other Revenue - Risk Corridor Refund	(109,601,645)	A
Other Revenue - Risk Corridor Accrual	93,274,022	A
Total Other Revenues	(8,304,314)	

A - Ties to the Tennessee Exhibit of Premiums, Enrollment and Utilization Line 15 Column 2 + 9

B - Ties to the Tennessee Exhibit of Premiums, Enrollment and Utilization Line 18 Column 2 + 9

UnitedHealthcare Plan of the River Valley - East Tennessee (Includes CHIP - CoverKids)

Reconciliation Between 2A and MLR Report

As of December 31, 2023

<u>Capitation Revenue</u>	<u>Revenue</u>
Revenue reported per MLR report	782,322,121
STAT Adjustment	
	782,322,121
TennCare Capitation per 2A	778,059,824
Other Revenues	(1,228,586)
Less: Restated revenue for prior months	5,490,883
	782,322,121
Difference	-

<u>Claims & Reserve</u>	<u>Claims</u>
Total 2A Paid Claims and Change in Reserves	635,573,138
	635,573,138
Incurred Claims per the MLR for the reporting period	728,508,719
STAT Adjustment	-
Transportation Admin expense reclassified to Admin section on MLR.	3,548,959
Pass through - Expenses	(86,931,068)
Restated prior year incurred claims	(9,553,473)
Adjusted MLR	635,573,138
Difference (rounding)	-

Write-Ins for Other Revenues	
Other Revenue - TennCare Bonuses	-
Other Revenue - ECF Administration Revenue and TennCare Bonuses	4,174,647
Other Revenue - Risk Corridor Refund	(36,279,819)
Other Revenue - Risk Corridor Accrual	30,876,585
Total Other Revenues	(1,228,586)

UnitedHealthcare Plan of the River Valley - Middle Tennessee (Includes CHIP - CoverKids)
Reconciliation Between 2A and MLR Report
As of December 31, 2023

<u>Capitation Revenue</u>	<u>Revenue</u>
Revenue reported per MLR report	890,077,202
STAT Adjustment/Other Revenue	
	890,077,202
TennCare Capitation per 2A	887,650,436
Other Revenues	(3,953,351)
Less: Restated revenue for prior months	6,380,117
	890,077,202
Difference	-

<u>Claims & Reserve</u>	<u>Claims</u>
Total 2A Paid Claims and Change in Reserves	762,526,959
	762,526,959
Incurred Claims per the MLR for the reporting period	887,800,581
STAT Adjustment	0
Transportation Admin expense reclassified to Admin section on MLR.	4,314,967
Pass through - Expenses	(132,578,992)
Restated prior year incurred claims	2,990,403
Adjusted MLR	762,526,959
Difference (rounding)	-

Write-Ins for Other Revenues	
Other Revenue - TennCare Bonuses	-
Other Revenue - ECF Administration Revenue and TennCare Bonuses	2,435,049
Other Revenue - Risk Corridor Refund	(42,299,214)
Other Revenue - Risk Corridor Accrual	35,910,815
Total Other Revenues	(3,953,351)

UnitedHealthcare Plan of the River Valley - West Tennessee (Includes CHIP - CoverKids)

Reconciliation Between 2A and MLR Report

As of December 31, 2023

<u>Capitation Revenue</u>	<u>Revenue</u>
Revenue reported per MLR report	610,771,884
STAT Adjustment/Other Revenue	
	610,771,884
TennCare Capitation per 2A	609,974,721
Other Revenues	(3,122,377)
Less: Restated revenue for prior months	3,919,541
	610,771,884
Difference	-

<u>Claims & Reserve</u>	<u>Claims</u>
Total 2A Paid Claims and Change in Reserves	488,761,257
	488,761,257
Incurred Claims per the MLR for the reporting period	549,238,328
STAT Adjustment	-
Transportation Admin expense reclassified to Admin section on MLR.	3,013,264
Pass through - Expenses	(59,604,483)
Restated prior year incurred claims	(3,885,852)
Adjusted MLR	488,761,257
Difference (rounding)	-

Write-Ins for Other Revenues	
Other Revenue - TennCare Bonuses	-
Other Revenue - ECF Administration Revenue and TennCare Bonuses	1,413,613
Other Revenue - Risk Corridor Refund	(31,022,612)
Other Revenue - Risk Corridor Accrual	26,486,622
Total Other Revenues	(3,122,377)

Medical Loss Ratio Report - Non-CHOICES and CHOICES

Region: East
 MCO: UnitedHealthcare Plan of the River Valley, Inc.
 As of: 12/31/2023

		Incurred / Service Month												FY23	CY23
		Jan-23	Feb-23	Mar-23	Apr-23	May-23	Jun-23	Jul-23	Aug-23	Sep-23	Oct-23	Nov-23	Dec-23		
Enrollment	Total Member Months	172,300	172,856	173,708	174,776	175,442	175,567	173,966	172,619	169,771	167,705	163,235	160,061	2,657,728	2,052,021
Revenue	Capitation Revenue for All Members, excluding Directed Payment amounts	\$ 65,526,397	\$ 65,522,011	\$ 66,032,569	\$ 66,279,235	\$ 66,552,603	\$ 66,447,653	\$ 65,957,238	\$ 65,116,455	\$ 64,309,618	\$ 63,329,691	\$ 62,117,793	\$ 60,944,243	\$ 765,196,671	\$ 778,244,896
	Directed Payments Received (Gross)	\$ 8,381,598	\$ 8,436,692	\$ 8,476,489	\$ 8,525,084	\$ 8,555,408	\$ 8,526,062	\$ 7,837,706	\$ 7,742,809	\$ 7,654,700	\$ 7,534,848	\$ 7,399,108	\$ 7,299,200	\$ 93,349,426	\$ 96,370,064
	Accrual for ACA Health Insurer Fee (Gross)	\$ -	\$ -	\$ 699	\$ 1,017	\$ 1,024	\$ 997	\$ 1,175	\$ 2,493	\$ 2,235	\$ 3,097	\$ 7,435	\$ 16,881,275	\$ 3,737	\$ 1,701,447
	Accrual for LTC/CHOICES Recoupment	\$ -	\$ -	\$ -	\$ -	\$ -	\$ -	\$ -	\$ -	\$ -	\$ -	\$ -	\$ -	\$ -	\$ -
	Accrual for LTC/CHOICES Recoupment	\$ (1,044,074)	\$ (1,038,918)	\$ (949,758)	\$ (891,130)	\$ (1,008,189)	\$ (949,586)	\$ (949,586)	\$ (949,586)	\$ (949,586)	\$ (949,586)	\$ (949,586)	\$ (949,586)	\$ (12,888,164)	\$ (11,578,851)
	Risk Sharing Mechanism Receipts	\$ -	\$ -	\$ -	\$ -	\$ -	\$ -	\$ -	\$ -	\$ -	\$ -	\$ -	\$ -	\$ -	\$ -
	Reinsurance Recovery	\$ -	\$ -	\$ -	\$ -	\$ -	\$ -	\$ -	\$ -	\$ -	\$ -	\$ -	\$ -	\$ -	\$ -
	Unpaid Cost Sharing Amounts	\$ -	\$ -	\$ -	\$ -	\$ -	\$ -	\$ -	\$ -	\$ -	\$ -	\$ -	\$ -	\$ -	\$ -
	Changes to Unearned Premium Reserves	\$ -	\$ -	\$ -	\$ -	\$ -	\$ -	\$ -	\$ -	\$ -	\$ -	\$ -	\$ -	\$ -	\$ -
	Other Accruals (Explain in comments)	\$ 483,984	\$ 497,099	\$ 486,320	\$ 360,239	\$ 286,148	\$ 345,959	\$ 273,665	\$ 314,186	\$ 306,246	\$ 427,136	\$ 417,796	\$ (582,764)	\$ 3,218,553	\$ 3,616,376
	Gross Revenue	\$ 73,347,904	\$ 73,546,883	\$ 74,038,569	\$ 74,274,265	\$ 74,386,963	\$ 74,371,085	\$ 73,120,197	\$ 72,216,356	\$ 71,317,304	\$ 70,339,376	\$ 68,992,636	\$ 68,392,191	\$ 846,880,221	\$ 868,353,732
	Accrual for ACA Health Insurer Fee (Gross, from above)	\$ -	\$ -	\$ -	\$ -	\$ -	\$ -	\$ -	\$ -	\$ -	\$ -	\$ -	\$ -	\$ -	\$ -
	State Premium Tax	\$ 4,434,432	\$ 4,445,322	\$ 4,470,048	\$ 4,506,483	\$ 4,488,259	\$ 4,427,697	\$ 4,371,556	\$ 4,317,505	\$ 4,251,512	\$ 4,171,019	\$ 4,094,596	\$ 4,019,596	\$ 51,392,766	\$ 52,476,898
	Federal Taxes and Assessments [42 CFR § 438.8 (f)(3)(iii)]	\$ -	\$ -	\$ -	\$ -	\$ -	\$ -	\$ -	\$ -	\$ -	\$ -	\$ -	\$ -	\$ 540,433	\$ -
	Community Benefit Expenditures [42 CFR § 438.8 (f)(3)(iv)]	\$ -	\$ -	\$ -	\$ -	\$ -	\$ -	\$ -	\$ -	\$ -	\$ -	\$ -	\$ -	\$ -	\$ -
Other Federal, State, Local Taxes and Licensing and Regulatory Fees	\$ -	\$ -	\$ -	\$ -	\$ -	\$ -	\$ -	\$ -	\$ -	\$ -	\$ -	\$ -	\$ -	\$ -	
Revenue Net of Taxes and Fees (CMS' WLR Denominator)	\$ 68,913,422	\$ 69,101,561	\$ 69,568,521	\$ 69,786,006	\$ 69,880,483	\$ 69,872,642	\$ 68,692,501	\$ 67,854,801	\$ 66,999,799	\$ 66,087,864	\$ 64,821,616	\$ 64,297,596	\$ 794,847,802	\$ 815,876,834	
Alternate MLR Denominator	\$ 60,550,739	\$ 60,673,972	\$ 61,113,963	\$ 61,412,188	\$ 61,532,291	\$ 61,512,206	\$ 61,051,392	\$ 60,262,374	\$ 59,498,051	\$ 58,577,781	\$ 57,448,574	\$ 58,015,279	\$ 706,400,442	\$ 721,672,798	
Medical Services															
CMS 1450/UB 92 Payments															
Inpatient - Maternity															
\$ 16,821	\$ 31,753	\$ 17,932	\$ 2,696	\$ 44,321	\$ 41,634	\$ 26,845	\$ 37,452	\$ 35,355	\$ 23,266	\$ 14,891	\$ 3,757	\$ 266,536	\$ 296,724		
Inpatient - Newborn															
\$ 2,326,520	\$ 2,541,159	\$ 2,408,203	\$ 3,930,351	\$ 3,051,861	\$ 2,859,315	\$ 2,317,576	\$ 2,582,267	\$ 2,075,148	\$ 2,218,899	\$ 893,994	\$ 132,431	\$ 35,755,068	\$ 27,337,664		
Outpatient - Medical															
\$ 2,491,069	\$ 1,830,213	\$ 2,420,888	\$ 2,457,208	\$ 2,017,440	\$ 1,571,947	\$ 1,773,567	\$ 1,885,818	\$ 1,928,495	\$ 1,572,105	\$ 1,182,742	\$ 320,210	\$ 25,496,302	\$ 21,460,508		
\$ 1,115,490	\$ 1,163,481	\$ 1,712,737	\$ 1,218,607	\$ 1,546,354	\$ 1,436,073	\$ 1,713,043	\$ 1,613,336	\$ 943,909	\$ 1,116,438	\$ 466,714	\$ 46,415	\$ 15,377,479	\$ 14,090,708		
Outpatient - Other															
\$ 2,660,852	\$ 2,522,679	\$ 3,406,108	\$ 2,407,385	\$ 2,253,100	\$ 2,332,131	\$ 3,106,174	\$ 2,801,916	\$ 2,091,864	\$ 2,223,659	\$ 1,010,704	\$ 244,990	\$ 31,878,010	\$ 27,061,560		
Outpatient - Emergency Room															
\$ 3,355,728	\$ 3,280,960	\$ 3,578,668	\$ 3,575,668	\$ 3,575,668	\$ 3,123,344	\$ 3,123,344	\$ 3,574,267	\$ 3,438,987	\$ 3,327,932	\$ 3,271,151	\$ 3,827,617	\$ 41,397,141	\$ 39,370,150		
Outpatient - Laboratory															
\$ 313,096	\$ 311,067	\$ 325,576	\$ 284,729	\$ 266,141	\$ 228,245	\$ 214,521	\$ 309,953	\$ 307,707	\$ 307,775	\$ 351,394	\$ 209,140	\$ 3,673,733	\$ 3,428,982		
Outpatient - Radiology															
\$ 430,609	\$ 426,409	\$ 439,361	\$ 440,241	\$ 452,182	\$ 438,753	\$ 426,480	\$ 444,784	\$ 393,008	\$ 403,701	\$ 345,406	\$ 169,133	\$ 4,900,580	\$ 4,807,767		
Outpatient - Surgery															
\$ 1,929,365	\$ 1,941,719	\$ 2,209,735	\$ 2,033,562	\$ 1,996,085	\$ 2,096,253	\$ 1,799,894	\$ 2,011,364	\$ 1,706,718	\$ 1,792,894	\$ 1,574,147	\$ 660,141	\$ 23,497,740	\$ 21,664,989		
Outpatient - Other															
\$ 2,555,294	\$ 2,393,757	\$ 2,715,627	\$ 2,814,827	\$ 2,579,214	\$ 2,733,178	\$ 2,555,570	\$ 2,803,736	\$ 2,577,802	\$ 2,586,572	\$ 2,331,849	\$ 559,614	\$ 29,515,711	\$ 28,917,130		
CMS 1500 Payments															
Professional - E&M															
\$ 5,422,984	\$ 5,186,457	\$ 5,600,509	\$ 5,066,011	\$ 5,426,960	\$ 4,687,888	\$ 4,459,975	\$ 5,744,139	\$ 5,168,570	\$ 5,226,194	\$ 4,935,231	\$ 2,476,865	\$ 68,287,641	\$ 69,401,764		
Professional - Home Health															
\$ 868,166	\$ 799,540	\$ 813,626	\$ 814,462	\$ 814,462	\$ 814,462	\$ 814,462	\$ 814,462	\$ 814,462	\$ 814,462	\$ 814,462	\$ 814,462	\$ 814,462	\$ 814,462	\$ 814,462	
Professional - Maternity															
\$ 557,207	\$ 528,443	\$ 470,241	\$ 488,741	\$ 513,291	\$ 553,845	\$ 488,741	\$ 553,845	\$ 488,741	\$ 503,591	\$ 409,472	\$ 154,442	\$ 5,954,697	\$ 5,529,134		
Professional - Surgery															
\$ 881,332	\$ 944,835	\$ 1,063,159	\$ 876,697	\$ 972,054	\$ 900,384	\$ 811,790	\$ 1,000,715	\$ 776,664	\$ 785,524	\$ 583,312	\$ 243,114	\$ 10,844,676	\$ 9,883,181		
Professional - OME															
\$ 794,263	\$ 873,058	\$ 942,751	\$ 926,140	\$ 926,140	\$ 926,140	\$ 926,140	\$ 926,140	\$ 926,140	\$ 926,140	\$ 926,140	\$ 926,140	\$ 926,140	\$ 926,140	\$ 926,140	
Professional - Lab															
\$ 1,083,772	\$ 1,001,810	\$ 1,031,284	\$ 895,005	\$ 949,889	\$ 885,533	\$ 680,769	\$ 1,017,215	\$ 903,153	\$ 938,424	\$ 962,127	\$ 507,953	\$ 11,466,010	\$ 10,857,435		
Professional - Radiology															
\$ 692,595	\$ 653,948	\$ 767,051	\$ 762,816	\$ 762,816	\$ 762,816	\$ 762,816	\$ 762,816	\$ 762,816	\$ 762,816	\$ 762,816	\$ 762,816	\$ 762,816	\$ 762,816	\$ 762,816	
Professional - Transportation															
\$ 342,603	\$ 367,147	\$ 433,673	\$ 379,949	\$ 409,140	\$ 376,531	\$ 423,280	\$ 396,822	\$ 376,932	\$ 358,107	\$ 289,327	\$ 117,253	\$ 4,525,407	\$ 4,270,762		
Professional - Chiropractor															
\$ 5,946	\$ 7,213	\$ 9,070	\$ 11,261	\$ 8,557	\$ 8,266	\$ 8,777	\$ 8,837	\$ 8,014	\$ 9,375	\$ 4,798	\$ 91,588	\$ 99,187			
Professional - Other															
\$ 3,750,672	\$ 3,444,534	\$ 4,205,280	\$ 3,490,113	\$ 4,065,579	\$ 3,748,914	\$ 3,553,819	\$ 4,228,463	\$ 4,000,977	\$ 3,850,849	\$ 3,703,217	\$ 1,577,755	\$ 43,886,433	\$ 43,620,173		
Behavioral Health Payments															
Inpatient															
\$ 1,551,067	\$ 1,297,427	\$ 1,680,411	\$ 1,507,523	\$ 1,611,104	\$ 1,275,623	\$ 1,285,337	\$ 1,479,250	\$ 1,297,623	\$ 1,287,268	\$ 1,087,906	\$ 121,407	\$ 17,520,627	\$ 15,392,038		
Outpatient															
\$ 616,790	\$ 698,395	\$ 783,885	\$ 750,218	\$ 887,529	\$ 884,693	\$ 943,814	\$ 941,666	\$ 845,507	\$ 904,333	\$ 795,967	\$ 287,288	\$ 7,375,649	\$ 9,302,086		
Professional															
\$ 1,687,838	\$ 1,628,312	\$ 1,827,525	\$ 1,787,317	\$ 1,562,391	\$ 1,562,391	\$ 1,562,391	\$ 1,562,391	\$ 1,562,391	\$ 1,562,391	\$ 1,562,391	\$ 1,562,391	\$ 1,562,391	\$ 1,562,391	\$ 1,562,391	
Laboratory / Radiology															
\$ 54	\$ 8	\$ 8	\$ 104	\$ 104	\$ 73	\$ 93	\$ 106	\$ 57	\$ 70	\$ 53	\$ -	\$ 2,441	\$ 815		
Emergency															
\$ 487,414	\$ 466,518	\$ 528,295	\$ 498,189	\$ 561,392	\$ 563,061	\$ 558,560	\$ 558,213	\$ 439,177	\$ 539,826	\$ 448,077	\$ 79,145	\$ 6,016,400	\$ 5,719,977		
Supported Housing															
\$ 213,019	\$ 184,095	\$ 227,708	\$ 194,773	\$ 218,878	\$ 200,598	\$ 183,074	\$ 211,195	\$ 170,962	\$ 145,181	\$ 163,866	\$ 72,720	\$ 2,020,617	\$ 2,186,071		
Partial Hospitalization															
\$ 53,047	\$ 61,693	\$ 50,507	\$ 48,864	\$ 45,544	\$ 41,368	\$ 51,052	\$ 35,604	\$ 44,793	\$ 44,451	\$ 44,793	\$ 11,741	\$ 613,913	\$ 547,616		
In Home															
\$ 20,248	\$ 23,347	\$ 25,816	\$ 28,531	\$ 26,250	\$ 25,845	\$ 24,180	\$ 23,504	\$ 19,987	\$ 10,067	\$ 16,086	\$ 7,730	\$ 291,117	\$ 251,590		
Transportation															
\$ 9,233	\$ 7,471	\$ 14,243	\$ 12,246	\$ 11,478	\$ 8,155	\$ 9,375	\$ 9,696	\$ 8,779	\$ 6,406	\$ 5,449	\$ 2,684	\$ 123,827	\$ 105,215		
Health Link Activity Payments															
\$ 1,097,507	\$ 1,091,831	\$ 1,123,431	\$ 1,075,498	\$ 1,100,346	\$ 1,085,233	\$ 1,061,451	\$ 1,080,242	\$ 1,036,108	\$ 1,036,108	\$ 981,894	\$ 805,879	\$ 210,509	\$ 12,960,944	\$ 11,750,512	
Other															
\$ 221	\$ 144	\$ 48	\$ 78	\$ 100	\$ -	\$ 246	\$ 312	\$ 231	\$ -	\$ -	\$ -	\$ 1,282	\$ -		
Long-Term Care Payments															
Hospice															
\$ 41,541	\$ 48,678	\$ 45,545	\$ 47,921	\$ 45,875	\$ 64,574	\$ 61,845	\$ 78,488	\$ 47,325	\$ 65,085	\$ 47,129	\$ 759	\$ 549,985	\$ 579,991		
Nursing Facility (Lvl 1 and Lvl 2 combined)															
\$ 9,688,626	\$ 8,546,688	\$ 9,760,790	\$ 9,382,088	\$ 9,810,489	\$ 9,662,293	\$ 11,732,737	\$ 11,642,055	\$ 11,112,168	\$ 11,370,812	\$ 10,196,886	\$ 559,415	\$ 114,277,041	\$ 113,465,407		
Home and Community Based Services															
\$ 2,551,999	\$ 2,363,890	\$ 2,652,766	\$ 2,699,809	\$ 2,625,626	\$ 2,517,463	\$ 2,219,064	\$ 2,162,625	\$ 2,710,064	\$ 2,281,922	\$ 797,598	\$ -	\$ 29,525,179	\$ 29,175,615		
Acuity and Quality Pmts															
\$ -	\$ -	\$ -	\$ -	\$ -	\$ -	\$ -	\$ -	\$ -	\$ -	\$ -	\$ -	\$ -	\$ -		
Capitation and other Non-System Payments (excluding associated admin)															
Primary Care Physician															
\$ -	\$ -	\$ -	\$ -	\$ -	\$ -	\$ -	\$ -	\$ -	\$ -	\$ -	\$ -	\$ -	\$ -	\$ -	
Specialty															
\$ -	\$ -	\$ -	\$ -	\$ -	\$ -	\$ -	\$ -	\$ -	\$ -	\$ -	\$ -	\$ -	\$ -	\$ -	
Dental															
\$ 229,416	\$ 218,663	\$ 262,764	\$ 291,799	\$ 410,789	\$ 311,472	\$ 240									

Medical Loss Ratio Report - Non-CHOICES and CHOICES

Region: Middle
MCO: UnitedHealthcare Plan of the River Valley, Inc.
As of: 12/31/2023

Incurred / Service Month		Jan-23	Feb-23	Mar-23	Apr-23	May-23	Jun-23	Jul-23	Aug-23	Sep-23	Oct-23	Nov-23	Dec-23	FY23	CY23
Enrollment	Total Member Months	208,835	209,721	210,798	212,411	213,398	213,512	211,840	210,427	207,061	204,401	199,116	195,515	2,497,251	2,497,071
Revenue	Capitation Revenue for All Members, excluding Directed Payment amounts	\$ 73,562,751	\$ 73,956,066	\$ 74,261,419	\$ 74,549,257	\$ 74,804,432	\$ 74,633,428	\$ 74,115,454	\$ 73,190,538	\$ 72,336,506	\$ 71,269,656	\$ 70,003,946	\$ 68,584,877	\$ 868,299,200	\$ 875,294,229
	Directed Payments Received (Gross)	\$ 11,999,370	\$ 11,938,265	\$ 11,995,933	\$ 12,077,480	\$ 12,123,152	\$ 12,076,411	\$ 11,307,962	\$ 11,179,136	\$ 11,045,086	\$ 10,866,765	\$ 10,656,162	\$ 10,494,748	\$ 139,028,310	\$ 137,760,206
	Accrual for ACA Health Insur Fee (Gross)	\$ -	\$ -	\$ 858	\$ 786	\$ 892	\$ 843	\$ 997	\$ 1,199	\$ 1,250	\$ 1,121	\$ 1,128	\$ 1,953,007	\$ -	\$ 3,771
	Accrual for LTC/CHOICES Recoupment	\$ (1,082,208)	\$ (1,176,327)	\$ (982,575)	\$ (1,000,539)	\$ (1,001,631)	\$ (994,948)	\$ (994,948)	\$ (994,948)	\$ (994,948)	\$ (994,948)	\$ (994,948)	\$ (994,948)	\$ (12,247,069)	\$ (12,208,019)
	Risk Sharing Mechanism Receipts	\$ -	\$ -	\$ -	\$ -	\$ -	\$ -	\$ -	\$ -	\$ -	\$ -	\$ -	\$ -	\$ -	\$ -
	Reinsurance Recovery	\$ -	\$ -	\$ -	\$ -	\$ -	\$ -	\$ -	\$ -	\$ -	\$ -	\$ -	\$ -	\$ -	\$ -
	Unpaid Cost Sharing Amounts	\$ -	\$ -	\$ -	\$ -	\$ -	\$ -	\$ -	\$ -	\$ -	\$ -	\$ -	\$ -	\$ -	\$ -
	Changes to Unearned Premium Reserves	\$ -	\$ -	\$ -	\$ -	\$ -	\$ -	\$ -	\$ -	\$ -	\$ -	\$ -	\$ -	\$ -	\$ -
	Other Accruals (Explain in comments)	\$ 779,378	\$ 665,810	\$ 647,727	\$ 529,891	\$ 534,028	\$ 523,542	\$ 484,545	\$ 481,573	\$ 475,389	\$ 589,666	\$ 571,252	\$ (244,500)	\$ 4,537,130	\$ 6,038,902
	Gross Revenue	\$ 85,259,191	\$ 85,383,813	\$ 85,233,268	\$ 86,156,874	\$ 86,486,874	\$ 86,239,286	\$ 84,913,738	\$ 83,857,496	\$ 82,863,283	\$ 81,722,260	\$ 80,248,940	\$ 79,793,175	\$ 999,620,741	\$ 1,008,858,199
	Accrual for ACA Health Insur Fee (Gross, from above)	\$ -	\$ -	\$ -	\$ -	\$ -	\$ -	\$ -	\$ -	\$ -	\$ -	\$ -	\$ -	\$ -	\$ -
	State Premium Tax	\$ 5,133,727	\$ 5,153,660	\$ 5,175,441	\$ 5,202,590	\$ 5,217,215	\$ 5,202,590	\$ 5,062,180	\$ 5,002,896	\$ 4,938,185	\$ 4,839,606	\$ 4,738,185	\$ 4,744,778	\$ 60,439,638	\$ 60,783,272
	Federal Taxes and Assessments [42 CFR § 438.8 (f)(3)(iii)]	\$ -	\$ -	\$ -	\$ -	\$ -	\$ -	\$ -	\$ -	\$ -	\$ -	\$ -	\$ -	\$ (819,908)	\$ -
	Community Benefit Expenditures [42 CFR § 438.8 (f)(3)(iv)]	\$ -	\$ -	\$ -	\$ -	\$ -	\$ -	\$ -	\$ -	\$ -	\$ -	\$ -	\$ -	\$ -	\$ -
	Other Federal, State, Local Taxes and Licensing and Regulatory Fees	\$ -	\$ -	\$ -	\$ -	\$ -	\$ -	\$ -	\$ -	\$ -	\$ -	\$ -	\$ -	\$ -	\$ -
Revenue Net of Taxes and Fees (CMS' MLR Denominator)	\$ 80,125,464	\$ 80,230,154	\$ 80,747,826	\$ 80,959,270	\$ 81,269,658	\$ 81,036,696	\$ 79,788,350	\$ 78,795,316	\$ 77,860,388	\$ 76,884,075	\$ 75,499,333	\$ 75,048,397	\$ 940,801,611	\$ 948,074,927	
Alternate MLR Denominator	\$ 68,066,778	\$ 68,342,375	\$ 68,823,917	\$ 69,076,548	\$ 69,339,807	\$ 69,161,317	\$ 68,674,575	\$ 67,805,356	\$ 67,002,617	\$ 65,999,649	\$ 64,820,589	\$ 65,427,843	\$ 803,957,558	\$ 812,541,431	
Medical Services															
CMS 1450/UB 92 Payments															
Inpatient - Maternity	\$ 75,566	\$ 89,100	\$ 80,207	\$ 90,276	\$ 28,939	\$ 49,104	\$ 76,207	\$ 46,854	\$ 14,225	\$ 48,052	\$ 36,356	\$ 14,176	\$ 719,688	\$ 649,062	
Inpatient - Newborn	\$ 3,990,316	\$ 3,919,133	\$ 3,484,621	\$ 3,555,965	\$ 5,725,217	\$ 4,485,817	\$ 4,133,771	\$ 3,888,051	\$ 2,291,742	\$ 2,349,597	\$ 1,058,837	\$ 266,030	\$ 51,107,871	\$ 38,729,095	
Inpatient - Medical	\$ 1,939,024	\$ 1,958,561	\$ 2,073,238	\$ 2,193,327	\$ 1,659,478	\$ 1,986,943	\$ 2,127,752	\$ 1,839,792	\$ 1,910,138	\$ 2,011,978	\$ 1,352,903	\$ 251,362	\$ 23,604,941	\$ 20,933,497	
Inpatient - Surgery	\$ 1,997,076	\$ 1,427,444	\$ 1,112,487	\$ 3,075,542	\$ 2,996,773	\$ 2,101,375	\$ 1,863,519	\$ 1,952,407	\$ 2,034,277	\$ 1,305,804	\$ 837,384	\$ 106,030	\$ 18,777,625	\$ 19,510,100	
Inpatient - Other	\$ 7,733,332	\$ 5,314,490	\$ 4,712,214	\$ 3,181,910	\$ 2,820,725	\$ 3,061,626	\$ 3,142,181	\$ 3,168,227	\$ 2,416,660	\$ 2,429,131	\$ 1,234,637	\$ 784,861	\$ 54,852,572	\$ 39,629,995	
Outpatient - Emergency Room	\$ 2,904,018	\$ 2,717,436	\$ 3,018,529	\$ 3,260,860	\$ 2,689,621	\$ 2,815,017	\$ 2,978,737	\$ 2,934,170	\$ 2,937,969	\$ 2,861,501	\$ 1,459,801	\$ 1,748,811	\$ 36,050,754	\$ 33,613,958	
Outpatient - Laboratory	\$ 526,193	\$ 459,770	\$ 470,057	\$ 485,409	\$ 451,655	\$ 349,340	\$ 323,653	\$ 452,168	\$ 398,145	\$ 392,448	\$ 415,178	\$ 224,461	\$ 6,121,391	\$ 4,944,180	
Outpatient - Radiology	\$ 539,418	\$ 517,451	\$ 563,095	\$ 600,083	\$ 555,926	\$ 576,877	\$ 548,380	\$ 586,284	\$ 506,810	\$ 559,426	\$ 459,279	\$ 231,672	\$ 6,495,368	\$ 6,244,888	
Outpatient - Surgery	\$ 2,229,206	\$ 2,160,970	\$ 2,464,578	\$ 2,156,052	\$ 2,400,519	\$ 2,478,381	\$ 2,001,304	\$ 2,513,249	\$ 1,880,402	\$ 2,099,516	\$ 1,736,599	\$ 803,177	\$ 25,986,364	\$ 24,885,653	
Outpatient - Other	\$ 3,685,013	\$ 3,347,090	\$ 5,752,087	\$ 3,574,985	\$ 4,244,345	\$ 5,349,766	\$ 3,809,175	\$ 4,060,613	\$ 3,357,101	\$ 3,692,540	\$ 3,347,686	\$ 871,579	\$ 53,408,099	\$ 48,877,090	
CMS 1500 Payments															
Professional - E&M	\$ 5,816,084	\$ 5,475,006	\$ 6,145,477	\$ 5,994,899	\$ 5,992,675	\$ 5,251,003	\$ 4,911,840	\$ 6,183,754	\$ 5,568,022	\$ 5,724,173	\$ 5,295,181	\$ 2,836,731	\$ 69,232,429	\$ 64,794,844	
Professional - Home Health	\$ 633,734	\$ 601,381	\$ 760,244	\$ 656,974	\$ 750,987	\$ 435,725	\$ 175,470	\$ 286,632	\$ 289,435	\$ 292,257	\$ 288,324	\$ 159,720	\$ 6,717,700	\$ 5,235,333	
Professional - Maternity	\$ 627,249	\$ 686,085	\$ 690,784	\$ 640,205	\$ 600,039	\$ 651,465	\$ 651,465	\$ 654,226	\$ 555,400	\$ 565,373	\$ 526,456	\$ 167,863	\$ 7,919,794	\$ 6,934,763	
Professional - Surgery	\$ 1,092,847	\$ 1,078,702	\$ 1,124,473	\$ 1,013,919	\$ 1,091,242	\$ 1,105,243	\$ 991,833	\$ 1,033,412	\$ 950,029	\$ 944,249	\$ 716,972	\$ 299,281	\$ 12,134,651	\$ 11,415,887	
Professional - OME	\$ 674,079	\$ 1,074,510	\$ 1,187,945	\$ 1,103,684	\$ 1,127,868	\$ 901,656	\$ 904,616	\$ 950,833	\$ 978,803	\$ 845,901	\$ 726,390	\$ 421,430	\$ 12,699,016	\$ 11,728,016	
Professional - Lab	\$ 1,070,550	\$ 997,939	\$ 1,024,616	\$ 958,881	\$ 1,023,601	\$ 858,318	\$ 724,031	\$ 966,947	\$ 905,380	\$ 872,863	\$ 820,620	\$ 437,234	\$ 11,534,655	\$ 10,644,340	
Professional - Radiology	\$ 727,397	\$ 683,981	\$ 676,964	\$ 662,945	\$ 632,631	\$ 642,496	\$ 724,757	\$ 685,476	\$ 685,476	\$ 706,438	\$ 586,125	\$ 264,407	\$ 8,251,765	\$ 7,850,083	
Professional - Transportation	\$ 467,153	\$ 421,778	\$ 507,337	\$ 519,527	\$ 543,159	\$ 493,362	\$ 497,973	\$ 515,544	\$ 493,955	\$ 462,355	\$ 428,227	\$ 141,727	\$ 5,669,103	\$ 5,492,036	
Professional - Chiropractor	\$ 13,638	\$ 12,230	\$ 14,339	\$ 13,730	\$ 14,060	\$ 13,730	\$ 14,508	\$ 15,854	\$ 15,806	\$ 14,038	\$ 15,038	\$ 8,758	\$ 135,740	\$ 166,265	
Professional - Other	\$ 4,124,386	\$ 3,801,769	\$ 4,135,732	\$ 3,766,216	\$ 4,217,301	\$ 3,810,664	\$ 3,716,873	\$ 4,468,182	\$ 4,351,131	\$ 3,896,338	\$ 3,194,399	\$ 1,584,357	\$ 46,526,168	\$ 45,067,348	
Behavioral Health Payments															
Inpatient	\$ 2,325,358	\$ 1,879,655	\$ 2,231,982	\$ 2,224,721	\$ 2,167,309	\$ 2,282,983	\$ 2,087,873	\$ 2,301,664	\$ 2,217,468	\$ 1,442,862	\$ 1,442,862	\$ 237,960	\$ 25,986,689	\$ 23,314,417	
Outpatient	\$ 1,370,824	\$ 1,243,506	\$ 1,443,848	\$ 1,380,616	\$ 1,593,145	\$ 1,567,523	\$ 1,603,925	\$ 1,846,151	\$ 1,688,165	\$ 1,733,630	\$ 1,669,887	\$ 738,359	\$ 14,808,452	\$ 17,860,578	
Professional	\$ 1,400,715	\$ 1,298,182	\$ 1,468,543	\$ 1,477,685	\$ 1,477,585	\$ 1,304,287	\$ 1,172,609	\$ 1,593,011	\$ 1,744,404	\$ 1,241,676	\$ 500,859	\$ -	\$ 15,707,720	\$ 14,671,279	
Laboratory / Radiology	\$ 16	\$ 23	\$ -	\$ 21	\$ 22	\$ 22	\$ 22	\$ 6	\$ 14	\$ 12	\$ 35	\$ 17	\$ 1,153	\$ 414	
Emergency	\$ -	\$ -	\$ -	\$ -	\$ -	\$ -	\$ -	\$ -	\$ -	\$ -	\$ -	\$ -	\$ -	\$ -	
Supported Housing	\$ 1,019,028	\$ 951,457	\$ 1,042,295	\$ 986,170	\$ 1,017,073	\$ 891,519	\$ 850,080	\$ 880,500	\$ 834,337	\$ 968,377	\$ 938,297	\$ 284,777	\$ 11,446,999	\$ 10,962,946	
Intensive Outpatient	\$ 191,786	\$ 169,901	\$ 202,485	\$ 173,342	\$ 208,750	\$ 183,187	\$ 173,188	\$ 194,871	\$ 160,209	\$ 140,616	\$ 183,703	\$ 64,846	\$ 2,027,954	\$ 2,046,815	
Partial Hospitalization	\$ 79,902	\$ 84,523	\$ 72,327	\$ 85,435	\$ 69,847	\$ 59,368	\$ 88,972	\$ 65,730	\$ 66,628	\$ 74,849	\$ 29,937	\$ -	\$ 99,049	\$ 863,538	
In Home	\$ -	\$ -	\$ -	\$ -	\$ -	\$ -	\$ -	\$ -	\$ -	\$ -	\$ -	\$ -	\$ -	\$ -	
Transportation	\$ 42,782	\$ 15,675	\$ 33,488	\$ 27,229	\$ 29,357	\$ 33,550	\$ 32,454	\$ 29,783	\$ 34,604	\$ 24,662	\$ 35,467	\$ 14,745	\$ 404,999	\$ 353,795	
Twenty-Three Hour	\$ 12,219	\$ 9,461	\$ 17,198	\$ 15,101	\$ 13,039	\$ 12,029	\$ 11,526	\$ 10,693	\$ 11,853	\$ 14,113	\$ 10,810	\$ 3,787	\$ 148,146	\$ 141,828	
Health Link Activity Payments	\$ 1,799,778	\$ 1,779,021	\$ 1,813,240	\$ 1,786,497	\$ 1,871,287	\$ 1,835,806	\$ 1,861,304	\$ 1,878,211	\$ 1,803,832	\$ 1,863,732	\$ 1,813,262	\$ 973,119	\$ 21,412,391	\$ 20,477,078	
Other	\$ -	\$ -	\$ -	\$ 189	\$ 144	\$ 97	\$ -	\$ 65	\$ 244	\$ -	\$ 164	\$ 287	\$ 1,740	\$ 1,189	
Long-Term Care Payments															
Hospice	\$ 37,645	\$ 40,107	\$ 34,642	\$ 16,812	\$ 39,923	\$ 41,892	\$ 63,207	\$ 71,769	\$ 36,171	\$ 18,619	\$ 11,861	\$ 759	\$ 339,422	\$ 413,405	
Nursing Facility (Lvl 1 and Lvl 2 combined)	\$ 8,320,799	\$ 7,541,278	\$ 8,457,887	\$ 8,093,522	\$ 8,475,436	\$ 8,216,536	\$ 9,983,265	\$ 10,009,623	\$ 9,611,066	\$ 9,718,162	\$ 9,024,745	\$ 383,622	\$ 10,107,330	\$ 9,783,881	
Home and Community Based Services	\$ 2,684,950	\$ 2,480,802	\$ 2,801,369	\$ 2,689,412	\$ 2,803,472	\$ 2,886,563	\$ 2,816,117	\$ 3,001,381	\$ 2,886,563	\$ 2,587,722	\$ 1,104,267	\$ -	\$ 31,877,890	\$ 31,377,007	
Acuity and Quality Pmts	\$ -	\$ -	\$ -	\$ -	\$ -	\$ -	\$ -	\$ -	\$ -	\$ -	\$ -	\$ -	\$ -	\$ -	
Capitation and other Non-System Payments (excluding associated admin)															
Primary Care Physician	\$ -	\$ -	\$ 151,225	\$ 220,225	\$ -	\$ -	\$ -	\$ 104,650	\$ 126,500	\$ -	\$ 601,450	\$ -	\$ 368,376	\$ 1,204,050	
Specialty	\$ -	\$ -	\$ -	\$ -	\$ -	\$ -	\$ -	\$ -	\$ -	\$ -	\$ -	\$ -	\$ -	\$ -	
Dental	\$ -	\$ -	\$ -	\$ -	\$ -	\$ -	\$ -	\$ -	\$ -	\$ -	\$ -	\$ -	\$ -	\$ -	
Vision	\$ 291,019	\$ 277,097	\$ 366,924	\$ 362,525	\$ 510,865	\$ 392,501	\$ 324,281	\$ 333,417	\$ 289,070	\$ 321,712	\$				

Medical Loss Ratio Report - Non-CHOICES and CHOICES

Region: West
 MCO: UnitedHealthcare Plan of the River Valley, Inc.
 As of: 12/31/2023

		Incurred / Service Month												FY23	CY23
		Jan-23	Feb-23	Mar-23	Apr-23	May-23	Jun-23	Jul-23	Aug-23	Sep-23	Oct-23	Nov-23	Dec-23		
Enrollment		146,821	147,300	148,095	148,811	148,955	148,946	147,645	146,645	144,274	142,221	138,033	135,401	1,795,021	1,743,121
Revenue	Capitation Revenue for All Members, excluding Directed Payment amounts	\$ 51,171,154	\$ 51,435,063	\$ 51,677,846	\$ 51,930,303	\$ 51,893,519	\$ 51,786,514	\$ 51,498,708	\$ 50,942,347	\$ 50,485,957	\$ 49,583,332	\$ 48,763,387	\$ 47,953,038	\$ 605,547,603	\$ 609,118,568
	Directed Payments Received (Gross)	\$ 6,078,898	\$ 6,114,895	\$ 6,138,865	\$ 6,166,895	\$ 6,172,611	\$ 6,149,206	\$ 6,008,610	\$ 5,945,969	\$ 5,474,795	\$ 5,376,682	\$ 5,266,151	\$ 5,194,062	\$ 67,882,283	\$ 69,287,640
	Accrual for ACA Health Insurer Fee (Gross)	\$ -	\$ -	\$ 910	\$ 1,064	\$ 1,114	\$ 1,258	\$ 1,219	\$ 1,499	\$ 2,095	\$ 2,134	\$ 8,364	\$ 1,310,682	\$ -	\$ 4,345
	Accrual for LTC/CHOICES Recoupment	\$ -	\$ -	\$ -	\$ -	\$ -	\$ -	\$ -	\$ -	\$ -	\$ -	\$ -	\$ -	\$ -	\$ -
	Risk Sharing Mechanism Receipts	\$ (761,334)	\$ (874,185)	\$ (697,194)	\$ (739,984)	\$ (738,218)	\$ (725,132)	\$ (725,132)	\$ (725,132)	\$ (725,132)	\$ (725,132)	\$ (725,132)	\$ (725,132)	\$ (9,089,765)	\$ (8,886,838)
	Reinsurance Recovery	\$ -	\$ -	\$ -	\$ -	\$ -	\$ -	\$ -	\$ -	\$ -	\$ -	\$ -	\$ -	\$ -	\$ -
	Unpaid Cost Sharing Amounts	\$ -	\$ -	\$ -	\$ -	\$ -	\$ -	\$ -	\$ -	\$ -	\$ -	\$ -	\$ -	\$ -	\$ -
	Changes to Unearned Premium Reserves	\$ -	\$ -	\$ -	\$ -	\$ -	\$ -	\$ -	\$ -	\$ -	\$ -	\$ -	\$ -	\$ -	\$ -
	Other Accruals (Explain in comments)	\$ 312,911	\$ 331,003	\$ 315,027	\$ 172,052	\$ 193,992	\$ 196,166	\$ 160,928	\$ 167,143	\$ 179,306	\$ 306,140	\$ 318,102	\$ (514,596)	\$ 2,248,431	\$ 2,139,172
	Gross Revenue	\$ 56,801,628	\$ 57,006,776	\$ 57,435,454	\$ 57,530,330	\$ 57,523,018	\$ 57,408,412	\$ 56,544,333	\$ 55,911,825	\$ 55,415,021	\$ 54,543,157	\$ 53,631,671	\$ 53,157,024	\$ 666,593,342	\$ 672,988,371
	Accrual for ACA Health Insurer Fee (Gross, from above)	\$ -	\$ -	\$ -	\$ -	\$ -	\$ -	\$ -	\$ -	\$ -	\$ -	\$ -	\$ -	\$ -	\$ -
	State Premium Tax	\$ 3,435,003	\$ 3,452,998	\$ 3,463,968	\$ 3,483,939	\$ 3,489,029	\$ 3,426,437	\$ 3,357,425	\$ 3,357,525	\$ 3,297,601	\$ 3,241,772	\$ 3,241,772	\$ 3,188,766	\$ 40,405,793	\$ 40,704,373
	Federal Taxes and Assessments [42 CFR § 438.8 (f)(3)(iii)]	\$ -	\$ -	\$ -	\$ -	\$ -	\$ -	\$ -	\$ -	\$ -	\$ -	\$ -	\$ -	\$ -	\$ -
	Community Benefit Expenditures [42 CFR § 438.8 (f)(3)(iv)]	\$ -	\$ -	\$ -	\$ -	\$ -	\$ -	\$ -	\$ -	\$ -	\$ -	\$ -	\$ -	\$ -	\$ -
	Other Federal, State, Local Taxes and Licensing and Regulatory Fees	\$ -	\$ -	\$ -	\$ -	\$ -	\$ -	\$ -	\$ -	\$ -	\$ -	\$ -	\$ -	\$ -	\$ -
Revenue Net of Taxes and Fees (CMS' MLR Denominator)	\$ 53,366,625	\$ 53,553,778	\$ 53,966,452	\$ 54,044,498	\$ 54,039,990	\$ 53,932,244	\$ 53,117,894	\$ 52,542,526	\$ 52,857,496	\$ 51,245,557	\$ 50,390,899	\$ 50,028,288	\$ 622,518,616	\$ 632,284,508	
Alternate MLR Denominator	\$ 47,339,550	\$ 47,474,775	\$ 47,880,892	\$ 48,075,365	\$ 48,042,803	\$ 47,955,825	\$ 47,684,872	\$ 47,162,173	\$ 46,731,883	\$ 45,885,335	\$ 45,120,815	\$ 45,600,460	\$ 500,129,326	\$ 505,014,954	
Medical Services															
CMS 1450/UB 92 Payments															
Inpatient - Maternity															
Inpatient - Newborn															
Inpatient - Medical															
Inpatient - Surgery															
Inpatient - Other															
Outpatient - Emergency Room															
Outpatient - Laboratory															
Outpatient - Radiology															
Outpatient - Surgery															
Outpatient - Other															
CMS 1500 Payments															
Professional - E&M															
Professional - Home Health															
Professional - Maternity															
Professional - Surgery															
Professional - OWE															
Professional - Lab															
Professional - Radiology															
Professional - Transportation															
Professional - Chiropractor															
Professional - Other															
Behavioral Health Payments															
Inpatient															
Outpatient															
Professional															
Laboratory / Radiology															
Emergency															
Supported Housing															
Intensive Outpatient															
Partial Hospitalization															
In Home															
Transportation															
Twenty-Three Hour															
Health Link Activity Payments															
Other															
Long-Term Care Payments															
Hospice															
Nursing Facility (Lvl 1 and Lvl 2 combined)															
Home and Community Based Services															
Acuity and Quality Pmts															
Capitation and other Non-System Payments (excluding associated admin)															
Primary Care Physician															
Specialty															
Dental															
Vision															
Behavioral Health															
Grant Payments															
Subcontractor Payments for Mental Health / Substance Abuse															
Crisis Services Team Payments															
Incentive / Bonus Payments Made to Network Providers															
Other Capitation and Non-system Costs															
Other Medical (Explain in comments)															
Directed Payments (Actual Distributions)															
Hospital															
Emergency Transport															
Medication Therapy Management															
PCMH Outcome Payments															
PCMH Activity and Transformation Payments															
Health Link Outcome Payments															
Provider UPL															
CCF / Master Level Therapist															
HCBS Referral Incentive															
Misc. Directed Payment (Explain in comments)															
Total Payments		\$ 43,376,190	\$ 41,390,257	\$ 46,681,005	\$ 42,773,360	\$ 43,619,134	\$ 42,718,386	\$ 39,279,256	\$ 42,020,250	\$ 38,046,057	\$ 38,613,280	\$ 30,957,873	\$ 10,258,290	\$ 520,577,371	\$ 459,733,320
Inpatient IBNR		\$ 1,047,058	\$ 242,267	\$ 2,094,880	\$ 534,073	\$ 488,583	\$ 875,818	\$ 858,734	\$ 1,302,776	\$ 1,437,428	\$ 2,893,062	\$ 4,826,625	\$ 7,000,551	\$ 23,659,333	\$ 23,659,333
Outpatient IBNR		\$ 30,514	\$ 50,601	\$ 82,020	\$ 92,412	\$ 122,514	\$ 125,674	\$ 167,154	\$ 243,654	\$ 483,872	\$ 718,387	\$ 1,218,301	\$ 6,333,769	\$ 10,579,620	\$ 10,579,620
Professional IBNR		\$ 42,470	\$ 45,436	\$ 76,173	\$ 77,488	\$ 116,046	\$ 149,753	\$ 186,178	\$ 258,460	\$ 398,871	\$ 563,721	\$ 1,127,654	\$ 3,893,316	\$ 6,641,141	\$ 6,641,141
Behavioral Health IBNR		\$ -	\$ 13,398	\$ 30,707	\$ 20,490	\$ 24,295	\$ 34,312	\$ 52,750	\$ 69,500	\$ 90,924	\$ 256,668	\$ 1,091,156	\$ 3,555,717	\$ 17,800	\$ 5,239,817
LTC IBNR		\$ 78,889	\$ 57,665	\$ 51,966	\$ 66,448	\$ 85,781	\$ 121,551	\$ 138,008	\$ 157,675	\$ 228,907	\$ 399,404	\$ 1,224,183	\$ 11,195,528	\$ 61,571	\$ 13,774,007
Incentive / Bonus Payment Accruals		\$ 8,510	\$ 8,510	\$ 8,510	\$ 8,510	\$ 8,510	\$ 8,510	\$ 8,510	\$ 8,510	\$ 8,510	\$ 8,510	\$ 8,510	\$ 102,116	\$ 102,116	
Estimated Directed Payment Accruals		\$ 211,259	\$ 206,160	\$ 207,084	\$ 208,246	\$ 208,091	\$ 207,491	\$ 4,058,267	\$ 4,006,279	\$ 3,947,210	\$ 4,140,896	\$ 4,042,634	\$ 3,978,546	\$ 1,878,584	\$ 25,422,164
Other IBNR (Explain in comments)		\$ -	\$ -	\$ -	\$ -	\$ -	\$ -	\$ -	\$ -	\$ -	\$ -	\$ -	\$ -	\$ -	\$ -
Total IBNR		\$ 1,418,700	\$ 623,887	\$ 2,551,340	\$ 1,007,667	\$ 1,053,820	\$ 1,522,608	\$ 1,549,600	\$ 6,012,353	\$ 6,347,687	\$ 8,981,548	\$ 14,449,063	\$ 36,025,937	\$ 10,152,200	\$ 85,623,210
Total Payments and Remaining IBNR		\$ 44,794,890	\$ 42,014,143	\$ 49,232,345	\$ 43,781,006	\$ 44,672,954	\$ 44,240,994	\$ 44,728,856	\$ 48,032,603	\$ 44,572,744	\$ 47,594,828	\$ 45,406,936	\$ 46,284,220	\$ 530,739,574	\$ 545,356,530

Paid Medical Expense (Payments by the Claims Processing System for Covered Services for the Month) Expenses for ASD arrangements with the State (pharmacy, dental) should NOT be included

Medical Loss Ratio Report - CoverKids

Region: East
 MCO: UnitedHealthcare Plan of the River Valley, Inc - East
 As of: 12/31/2023

		Incurred / Service Month												FY23	CY23	
		Jan-23	Feb-23	Mar-23	Apr-23	May-23	Jun-23	Jul-23	Aug-23	Sep-23	Oct-23	Nov-23	Dec-23			
Total Member Months		4,599	4,583	4,618	4,372	4,248	4,217	4,169	4,230	4,206	4,238	4,211	4,149	53,441	51,841	
Revenue	Capitation Revenue for All Members, excluding Directed Payment amounts	\$ 845,192	\$ 859,753	\$ 865,239	\$ 803,797	\$ 789,029	\$ 787,212	\$ 773,474	\$ 772,375	\$ 783,653	\$ 781,222	\$ 742,994	\$ 669,509	\$ 9,805,487.42	\$ 9,453,550.32	
	Directed Payments Received (gross)	\$ -	\$ -	\$ -	\$ -	\$ -	\$ -	\$ -	\$ -	\$ -	\$ -	\$ -	\$ -	\$ -	\$ -	
	Withholds	\$ -	\$ -	\$ (12)	\$ (12)	\$ (11)	\$ (12)	\$ (10)	\$ (10)	\$ (10)	\$ 6	\$ (24)	\$ 439	\$ 16,738	\$ (46,729)	\$ 17,091.37
	Accrual for ACA Health Insurer Fee (gross)	\$ -	\$ -	\$ -	\$ -	\$ -	\$ -	\$ -	\$ -	\$ -	\$ -	\$ -	\$ -	\$ -	\$ -	\$ -
	Accrual for LTC/CHOICES Recoupment	\$ -	\$ -	\$ -	\$ -	\$ -	\$ -	\$ -	\$ -	\$ -	\$ -	\$ -	\$ -	\$ -	\$ -	\$ -
	Risk Sharing Mechanism Receipts	\$ -	\$ -	\$ -	\$ -	\$ -	\$ -	\$ -	\$ -	\$ -	\$ -	\$ -	\$ -	\$ -	\$ -	\$ -
	Reinsurance Recovery	\$ -	\$ -	\$ -	\$ -	\$ -	\$ -	\$ -	\$ -	\$ -	\$ -	\$ -	\$ -	\$ -	\$ -	\$ -
	Unpaid Cost Sharing Amounts	\$ -	\$ -	\$ -	\$ -	\$ -	\$ -	\$ -	\$ -	\$ -	\$ -	\$ -	\$ -	\$ -	\$ -	\$ -
	Changes to Unearned Premium Reserves	\$ -	\$ -	\$ -	\$ -	\$ -	\$ -	\$ -	\$ -	\$ -	\$ -	\$ -	\$ -	\$ -	\$ -	\$ -
	Other Accruals (Explain in comments)	\$ -	\$ -	\$ -	\$ -	\$ -	\$ -	\$ -	\$ -	\$ -	\$ -	\$ -	\$ -	\$ -	\$ -	\$ -
	Gross Revenue	\$ 845,192	\$ 859,753	\$ 865,239	\$ 803,797	\$ 789,029	\$ 787,212	\$ 773,474	\$ 772,375	\$ 783,653	\$ 781,222	\$ 742,994	\$ 669,509	\$ 9,805,487.42	\$ 9,453,550.32	
	Accrual for ACA Health Insurer Fee (gross, from above)	\$ -	\$ -	\$ -	\$ -	\$ -	\$ -	\$ -	\$ -	\$ -	\$ -	\$ -	\$ -	\$ -	\$ -	\$ -
State Premium Tax	\$ 50,712	\$ 51,585	\$ 51,500	\$ 48,228	\$ 47,342	\$ 47,333	\$ 46,408	\$ 46,343	\$ 47,019	\$ 45,673	\$ 44,500	\$ 40,171	\$ 588,329	\$ 567,213		
Federal Taxes and Assessments (42 CFR § 438.8 (f)(3)(iii))	\$ -	\$ -	\$ -	\$ -	\$ -	\$ -	\$ -	\$ -	\$ -	\$ -	\$ -	\$ -	\$ -	\$ -	\$ -	
Community Benefit Expenditures (42 CFR § 438.8 (f)(3)(iv))	\$ -	\$ -	\$ -	\$ -	\$ -	\$ -	\$ -	\$ -	\$ -	\$ -	\$ -	\$ -	\$ -	\$ -	\$ -	
Other Federal, State, Local Taxes and Licensing and Regulatory Fees	\$ -	\$ -	\$ -	\$ -	\$ -	\$ -	\$ -	\$ -	\$ -	\$ -	\$ -	\$ -	\$ -	\$ -	\$ -	
Revenue Net of Taxes and Fees (CMS' WLR Denominator)	\$ 895,904	\$ 911,338	\$ 916,739	\$ 852,025	\$ 836,371	\$ 834,545	\$ 819,882	\$ 807,127	\$ 830,672	\$ 826,895	\$ 787,494	\$ 709,680	\$ 717,680	\$ 9,681,862	\$ 9,271,239	
Alternate MLR Denominator	\$ 794,481	\$ 808,168	\$ 813,407	\$ 755,558	\$ 741,076	\$ 739,968	\$ 727,051	\$ 726,021	\$ 736,640	\$ 715,521	\$ 696,853	\$ 646,076	\$ -	\$ 9,217,111	\$ 8,903,429	
Medical Services	CMS 1450/UB 92 Payments															
	Inpatient - Maternity	\$ 10,152	\$ -	\$ 8,747	\$ -	\$ 8,783	\$ -	\$ 2,858	\$ 4,895	\$ 7,643	\$ 7,277	\$ -	\$ -	\$ 70,287	\$ 50,355	
	Inpatient - Newborn	\$ 13,810	\$ -	\$ 2,615	\$ 53,191	\$ 3,378	\$ 3,378	\$ 1,387	\$ 5,770	\$ 5,691	\$ 19,767	\$ 6,200	\$ 694	\$ 97,754	\$ 117,503	
	Inpatient - Medical	\$ 65,978	\$ 5,933	\$ 13,916	\$ 4,980	\$ 12,475	\$ 12,869	\$ 5,217	\$ 6,890	\$ 11,975	\$ 1,399	\$ 34,764	\$ -	\$ 193,179	\$ 176,386	
	Inpatient - Surgery	\$ -	\$ -	\$ -	\$ 5,833	\$ 31,969	\$ 5,076	\$ -	\$ 5,449	\$ 20,169	\$ 2,328	\$ -	\$ -	\$ 133,340	\$ 70,823	
	Inpatient - Other	\$ 108,430	\$ 97,901	\$ 128,310	\$ 92,293	\$ 129,241	\$ 84,203	\$ 96,164	\$ 156,833	\$ 120,371	\$ 106,301	\$ 11,870	\$ -	\$ 1,339,686	\$ 1,236,042	
	Outpatient - Emergency Room	\$ 58,686	\$ 45,426	\$ 45,295	\$ 40,684	\$ 41,496	\$ 40,237	\$ 38,979	\$ 37,783	\$ 52,918	\$ 38,334	\$ 36,734	\$ 19,150	\$ 523,843	\$ 495,820	
	Outpatient - Laboratory	\$ 8,360	\$ 5,248	\$ 6,136	\$ 4,631	\$ 2,477	\$ 2,984	\$ 2,726	\$ 3,798	\$ 4,233	\$ 3,938	\$ 4,103	\$ 3,878	\$ 58,785	\$ 52,307	
	Outpatient - Radiology	\$ 5,387	\$ 5,983	\$ 5,820	\$ 4,712	\$ 4,516	\$ 6,491	\$ 6,477	\$ 5,733	\$ 4,462	\$ 7,774	\$ 2,101	\$ 1,433	\$ 60,718	\$ 60,787	
	Outpatient - Surgery	\$ 41,921	\$ 21,765	\$ 27,273	\$ 17,470	\$ 46,884	\$ 21,781	\$ 37,884	\$ 45,392	\$ 23,272	\$ 30,047	\$ 19,170	\$ 9,268	\$ 379,708	\$ 342,225	
	Outpatient - Other	\$ 22,918	\$ 12,889	\$ 22,470	\$ 12,887	\$ 20,473	\$ 17,675	\$ 22,816	\$ 20,473	\$ 13,507	\$ 14,068	\$ 3,185	\$ -	\$ 186,238	\$ 185,557	
	CMS 1500 Payments															
Professional - EBM	\$ 119,962	\$ 103,903	\$ 115,043	\$ 94,147	\$ 100,159	\$ 90,696	\$ 86,311	\$ 111,947	\$ 103,608	\$ 99,379	\$ 89,055	\$ 40,078	\$ 1,332,844	\$ 1,154,107		
Professional - Home Health	\$ 5,017	\$ 5,389	\$ 5,369	\$ 5,267	\$ 5,384	\$ 5,210	\$ 1,886	\$ 3,874	\$ 3,602	\$ 4,150	\$ 3,938	\$ 4,348	\$ 3,748	\$ 46,336		
Professional - Maternity	\$ 61,972	\$ 49,698	\$ 69,502	\$ 62,283	\$ 61,340	\$ 71,921	\$ 54,270	\$ 63,267	\$ 95,872	\$ 69,903	\$ 41,469	\$ 12,949	\$ 792,653	\$ 714,446		
Professional - Surgery	\$ 14,949	\$ 12,322	\$ 12,516	\$ 12,516	\$ 12,516	\$ 12,516	\$ 8,525	\$ 12,191	\$ 11,901	\$ 11,655	\$ 6,837	\$ 2,584	\$ 145,390	\$ 125,489		
Professional - DME	\$ 17,206	\$ 7,698	\$ 5,904	\$ 6,471	\$ 6,082	\$ 6,941	\$ 7,541	\$ 5,741	\$ 11,548	\$ 4,921	\$ 3,251	\$ 1,622	\$ 11,660	\$ 84,924		
Professional - Lab	\$ 43,339	\$ 36,174	\$ 36,993	\$ 29,104	\$ 27,629	\$ 21,121	\$ 36,817	\$ 39,472	\$ 38,334	\$ 29,249	\$ 26,577	\$ 15,853	\$ 397,732	\$ 360,647		
Professional - Radiology	\$ 43,560	\$ 39,375	\$ 51,437	\$ 43,614	\$ 47,946	\$ 47,326	\$ 35,224	\$ 47,165	\$ 49,604	\$ 40,575	\$ 27,270	\$ 11,114	\$ 522,783	\$ 484,209		
Professional - Transportation	\$ 1,844	\$ 1,791	\$ 2,840	\$ 1,915	\$ 1,299	\$ 730	\$ 8,293	\$ 2,452	\$ 5,007	\$ 2,903	\$ 1,932	\$ 1,154	\$ 25,485	\$ 35,216		
Professional - Chiropractor	\$ 65	\$ 17	\$ 151	\$ 68	\$ 177	\$ 239	\$ 177	\$ 359	\$ 321	\$ 272	\$ 82	\$ 85	\$ 1,883	\$ 2,057		
Professional - Other	\$ 68,676	\$ 52,998	\$ 56,966	\$ 45,874	\$ 49,859	\$ 55,577	\$ 41,108	\$ 49,668	\$ 62,610	\$ 51,467	\$ 56,471	\$ 16,821	\$ 661,175	\$ 607,394		
Behavioral Health Payments																
Inpatient	\$ 41,090	\$ 25,995	\$ 35,927	\$ 42,050	\$ 35,895	\$ 42,050	\$ 53,805	\$ 20,400	\$ 15,498	\$ 4,215	\$ 5,995	\$ -	\$ 294,510	\$ 296,564		
Outpatient	\$ 7,135	\$ 10,930	\$ 11,751	\$ 7,916	\$ 8,542	\$ 8,860	\$ 8,813	\$ 5,165	\$ 3,452	\$ 4,375	\$ 3,578	\$ 1,297	\$ 76,864	\$ 81,813		
Professional	\$ 25,254	\$ 20,664	\$ 23,059	\$ 16,490	\$ 20,050	\$ 11,064	\$ 11,054	\$ 17,634	\$ 14,262	\$ 20,289	\$ 6,748	\$ -	\$ 258,108	\$ 198,150		
Laboratory / Radiology	\$ 36	\$ -	\$ -	\$ -	\$ -	\$ -	\$ -	\$ -	\$ -	\$ -	\$ -	\$ -	\$ 36	\$ 36		
Emergency	\$ -	\$ -	\$ -	\$ -	\$ -	\$ -	\$ -	\$ -	\$ -	\$ -	\$ -	\$ -	\$ -	\$ -		
Supported Housing	\$ -	\$ 14	\$ -	\$ -	\$ -	\$ -	\$ 14	\$ -	\$ -	\$ -	\$ -	\$ -	\$ 41	\$ 28		
Intensive Outpatient	\$ -	\$ -	\$ -	\$ -	\$ -	\$ -	\$ 80	\$ -	\$ -	\$ -	\$ -	\$ -	\$ 560	\$ 640		
Partial Hospitalization	\$ 862	\$ 488	\$ 1,435	\$ 759	\$ 462	\$ 553	\$ 636	\$ 996	\$ 993	\$ 463	\$ 672	\$ 44	\$ 8,681	\$ 8,364		
In Home	\$ -	\$ -	\$ -	\$ -	\$ -	\$ -	\$ -	\$ -	\$ -	\$ -	\$ -	\$ -	\$ -	\$ -		
Transportation	\$ -	\$ -	\$ -	\$ -	\$ -	\$ -	\$ -	\$ -	\$ -	\$ -	\$ -	\$ -	\$ -	\$ 203		
Twenty-Three Hour	\$ -	\$ -	\$ -	\$ 161	\$ -	\$ 81	\$ 248	\$ -	\$ 81	\$ -	\$ -	\$ -	\$ 528	\$ 588		
Health Link Activity payments	\$ 1,322	\$ 1,146	\$ 1,322	\$ 1,054	\$ 1,492	\$ 1,316	\$ 1,139	\$ 1,139	\$ 1,139	\$ 1,916	\$ 1,492	\$ 177	\$ 15,232	\$ 14,653		
Other	\$ -	\$ -	\$ -	\$ -	\$ -	\$ -	\$ -	\$ -	\$ -	\$ -	\$ -	\$ -	\$ -	\$ -		
Long-Term Care Payments																
Hospice	\$ -	\$ -	\$ -	\$ -	\$ -	\$ -	\$ -	\$ -	\$ -	\$ -	\$ -	\$ -	\$ -	\$ -		
Nursing Facility (Lvl 1 and Lvl 2 combined)	\$ -	\$ -	\$ -	\$ -	\$ -	\$ -	\$ -	\$ -	\$ -	\$ -	\$ -	\$ -	\$ -	\$ -		
Home and Community Based Services	\$ -	\$ -	\$ -	\$ -	\$ -	\$ -	\$ -	\$ -	\$ -	\$ -	\$ -	\$ -	\$ -	\$ -		
Acuity and Quality Pmts	\$ -	\$ -	\$ -	\$ -	\$ -	\$ -	\$ -	\$ -	\$ -	\$ -	\$ -	\$ -	\$ -	\$ -		
Capitation and other Non-System Payments (excluding associated admin)																
Primary Care Physician	\$ -	\$ -	\$ -	\$ -	\$ -	\$ -	\$ -	\$ -	\$ -	\$ -	\$ -	\$ -	\$ -	\$ -		
Specialty	\$ -	\$ -	\$ -	\$ -	\$ -	\$ -	\$ -	\$ -	\$ -	\$ -	\$ -	\$ -	\$ -	\$ -		
Dental	\$ -	\$ -	\$ -	\$ -	\$ -	\$ -	\$ -	\$ -	\$ -	\$ -	\$ -	\$ -	\$ -	\$ -		
Vision	\$ 8,205	\$ 6,837	\$ 6,022	\$ 5,476	\$ 6,295	\$ 10,359	\$ 4,702	\$ 7,104	\$ 7,661	\$ 5,843	\$ 3,902	\$ 3,284	\$ 84,186	\$ 75,691		
Behavioral Health	\$ -	\$ -	\$ -	\$ -	\$ -	\$ -	\$ -	\$ -	\$ -	\$ -	\$ -	\$ -	\$ -	\$ -		
Grant Payments	\$ -	\$ -	\$ -	\$ -	\$ -	\$ -	\$ -	\$ -	\$ -	\$ -	\$ -	\$ -	\$ -	\$ -		
Subcontractor Payments for Mental Health / Substance Abuse	\$ -	\$ -	\$ -	\$ -	\$ -	\$ -	\$ -	\$ -	\$ -	\$ -	\$ -	\$ -	\$ -	\$ -		
Crisis Services Team Payments	\$ 4,569	\$ 4,682	\$ 4,662	\$ 4,476	\$ 4,256	\$ 4,211	\$ 4,086	\$ 5,790	\$ 7,569	\$ 5,890	\$ 5,804	\$ 5,765	\$ 54,692	\$ 61,760		
Incentive / Bonus Payments Made to Network Providers	\$ -	\$ -	\$ -	\$ -	\$ -	\$ -	\$ -	\$ -	\$ -	\$ -	\$ -	\$ -	\$ -	\$ -		
Other Capitation and Non-system Costs	\$ -	\$ -	\$ -	\$ -	\$ -	\$ -	\$ -	\$ -	\$ -	\$ -	\$ -	\$ -	\$ -	\$ -		
Other Medical (Explain in comments)	\$ (1,837)	\$ (5,889)	\$ 5,939	\$ 933	\$ 834	\$ (1,094)	\$ 2,340	\$ (17)	\$ (3,561)	\$ (1,011)	\$ (1,536)	\$ (203)	\$ 678	\$ (5,300)		
Directed Payments (Actual Distributions)																
Hospital	\$ -	\$ -	\$ -	\$ -	\$ -	\$ -	\$ -	\$ -	\$ -	\$ -	\$ -	\$ -	\$ -	\$ -		
Emergency Transport	\$ -	\$ -	\$ -	\$ -	\$ -	\$ -	\$ -	\$ -	\$ -	\$ -	\$ -	\$ -	\$ -	\$ -		
Medication Therapy Management	\$ -	\$ -	\$ -	\$ -	\$ -	\$ -	\$ -	\$ -	\$ -	\$ -	\$ -	\$ -	\$ -	\$ -		
PCMH Outcome Payments	\$ -	\$ -	\$ -	\$ -	\$ -	\$ -	\$ -	\$ -	\$ -	\$ -	\$ -	\$ -	\$ -	\$ -		
PCMH Activity and Transformation Payments	\$ -	\$ -	\$ -	\$ -	\$ -	\$ -	\$ -	\$ -	\$ -	\$ -	\$ -	\$ -	\$ -	\$ -		
Health Link Outcome payments	\$ -	\$ -	\$ -	\$ -	\$ -	\$ -	\$ -	\$ -	\$ -	\$ -	\$ -	\$ -	\$ -	\$ -		
Provider UPL	\$ -	\$ -	\$ -	\$ -	\$ -	\$ -	\$ -	\$ -	\$ -	\$ -	\$ -	\$ -	\$ -	\$ -		
CCFT / Master Level Therapist	\$ -															

Medical Loss Ratio Report - CoverKids

Region: West
 MCO: UnitedHealthcare Plan of the River Valley, Inc - West
 As of: 12/31/2023

		Incurred / Service Month												FY23	CY23
		Jan-23	Feb-23	Mar-23	Apr-23	May-23	Jun-23	Jul-23	Aug-23	Sep-23	Oct-23	Nov-23	Dec-23	31,291	30,706
Total Member Months		2,706	2,716	2,736	2,583	2,525	2,516	2,475	2,519	2,508	2,535	2,486	2,407		
Revenue	Capitation Revenue for All Members, excluding Directed Payment amounts	\$ 561,071	\$ 579,753	\$ 590,700	\$ 544,883	\$ 542,380	\$ 539,634	\$ 525,501	\$ 532,328	\$ 537,436	\$ 508,989	\$ 490,081	\$ 431,300	\$ 6,488,084.71	\$ 6,384,055.75
	Directed Payments Received (gross)	\$ -	\$ -	\$ -	\$ -	\$ -	\$ -	\$ -	\$ -	\$ -	\$ -	\$ -	\$ -	\$ -	\$ -
	Withholds	\$ -	\$ -	\$ -	\$ -	\$ -	\$ 4	\$ 2	\$ -	\$ (13)	\$ 8	\$ 472	\$ -	\$ 3,76	\$ 477.90
	Accrual for ACA Health Insurer Fee (gross)	\$ -	\$ -	\$ -	\$ -	\$ -	\$ -	\$ -	\$ -	\$ -	\$ -	\$ -	\$ -	\$ -	\$ -
	Accrual for LTC/CHOICES Recoupment	\$ -	\$ -	\$ -	\$ -	\$ -	\$ -	\$ -	\$ -	\$ -	\$ -	\$ -	\$ -	\$ -	\$ -
	Risk Sharing Mechanism Receipts	\$ -	\$ -	\$ -	\$ -	\$ -	\$ -	\$ -	\$ -	\$ -	\$ -	\$ -	\$ -	\$ -	\$ -
	Reinsurance Recovery	\$ -	\$ -	\$ -	\$ -	\$ -	\$ -	\$ -	\$ -	\$ -	\$ -	\$ -	\$ -	\$ -	\$ -
	Unpaid Cost Sharing Amounts	\$ -	\$ -	\$ -	\$ -	\$ -	\$ -	\$ -	\$ -	\$ -	\$ -	\$ -	\$ -	\$ -	\$ -
	Changes to Unearned Premium Reserves	\$ -	\$ -	\$ -	\$ -	\$ -	\$ -	\$ -	\$ -	\$ -	\$ -	\$ -	\$ -	\$ -	\$ -
	Other Accruals (Explain in comments)	\$ -	\$ -	\$ -	\$ -	\$ -	\$ -	\$ -	\$ -	\$ -	\$ -	\$ -	\$ -	\$ -	\$ -
	Gross Revenue	\$ 617,010	\$ 638,869	\$ 651,389	\$ 601,945	\$ 598,707	\$ 595,991	\$ 580,235	\$ 588,264	\$ 593,950	\$ 560,518	\$ 538,678	\$ 505,088	\$ 6,833,715	\$ 7,070,644
	Accrual for ACA Health Insurer Fee (gross, from above)	\$ -	\$ -	\$ -	\$ -	\$ -	\$ -	\$ -	\$ -	\$ -	\$ -	\$ -	\$ -	\$ -	\$ -
	State Premium Tax	\$ 33,664	\$ 34,785	\$ 35,442	\$ 32,693	\$ 32,543	\$ 32,378	\$ 31,530	\$ 31,940	\$ 32,246	\$ 30,539	\$ 29,405	\$ 25,878	\$ 389,285	\$ 383,043
	Federal Taxes and Assessments (42 CFR § 438.8 (f)(3)(iii))	\$ -	\$ -	\$ -	\$ -	\$ -	\$ -	\$ -	\$ -	\$ -	\$ -	\$ -	\$ -	\$ 100,900	\$ -
Community Benefit Expenditures (42 CFR § 438.8 (f)(3)(iv))	\$ -	\$ -	\$ -	\$ -	\$ -	\$ -	\$ -	\$ -	\$ -	\$ -	\$ -	\$ -	\$ -	\$ -	
Other Federal, State, Local Taxes and Licensing and Regulatory Fees	\$ -	\$ -	\$ -	\$ -	\$ -	\$ -	\$ -	\$ -	\$ -	\$ -	\$ -	\$ -	\$ -	\$ -	
Revenue Net of Taxes and Fees (CMS' WLR Denominator)	\$ 583,346	\$ 604,083	\$ 615,947	\$ 569,252	\$ 566,164	\$ 563,613	\$ 548,705	\$ 556,324	\$ 561,704	\$ 529,979	\$ 509,273	\$ 479,210	\$ 6,343,528	\$ 6,687,601	
Alternate MLR Denominator	\$ 527,407	\$ 544,968	\$ 555,258	\$ 512,190	\$ 509,837	\$ 507,259	\$ 499,973	\$ 500,393	\$ 505,177	\$ 478,458	\$ 461,148	\$ 405,422	\$ 6,098,803	\$ 6,001,490	
Medical Services	CMS 1450/UB 92 Payments														
	Inpatient - Maternity	\$ 7,186	\$ 7,194	\$ -	\$ -	\$ 9,935	\$ 10,294	\$ 7,454	\$ 5,201	\$ 541	\$ 5,117	\$ 2,938	\$ -	\$ 69,126	\$ 55,860
	Inpatient - Newborn	\$ 1,130	\$ 600	\$ 1,845	\$ 695	\$ 2,601	\$ 15,866	\$ 2,046	\$ 13,910	\$ 830	\$ -	\$ 900	\$ -	\$ 31,621	\$ 39,563
	Inpatient - Medical	\$ 577	\$ 1,190	\$ 9,969	\$ 9,985	\$ 5,845	\$ 770	\$ 4,871	\$ 2,820	\$ 3,071	\$ 10,988	\$ 300	\$ -	\$ 63,628	\$ 57,386
	Inpatient - Surgery	\$ -	\$ 6,123	\$ 9,335	\$ -	\$ -	\$ -	\$ -	\$ -	\$ -	\$ -	\$ -	\$ -	\$ 15,458	\$ 15,458
	Inpatient - Other	\$ 84,331	\$ 63,455	\$ 101,968	\$ 81,634	\$ 113,370	\$ 65,962	\$ 88,633	\$ 73,798	\$ 75,466	\$ 61,573	\$ 77,442	\$ 763	\$ 911,916	\$ 888,394
	Outpatient - Emergency Room	\$ 18,612	\$ 14,363	\$ 14,731	\$ 19,016	\$ 24,883	\$ 13,354	\$ 13,760	\$ 16,611	\$ 15,833	\$ 14,561	\$ 15,722	\$ 15,932	\$ 204,127	\$ 194,377
	Outpatient - Laboratory	\$ 4,099	\$ 2,667	\$ 4,830	\$ 2,736	\$ 3,974	\$ 5,049	\$ 1,564	\$ 2,469	\$ 2,869	\$ 2,748	\$ 2,434	\$ 2,386	\$ 46,537	\$ 36,881
	Outpatient - Radiology	\$ 4,208	\$ 6,979	\$ 8,278	\$ 13,598	\$ 11,252	\$ 4,889	\$ 3,606	\$ 6,143	\$ 5,232	\$ 1,566	\$ 7,310	\$ 3,457	\$ 76,211	\$ 76,518
	Outpatient - Surgery	\$ 25,868	\$ 7,609	\$ 23,796	\$ 9,681	\$ 12,372	\$ 13,758	\$ 11,557	\$ 18,038	\$ 14,686	\$ 12,678	\$ 5,621	\$ 1,734	\$ 175,156	\$ 157,399
Outpatient - Other	\$ 9,779	\$ 7,798	\$ 11,849	\$ 14,295	\$ 14,295	\$ 13,245	\$ 10,684	\$ 9,410	\$ 10,949	\$ 10,106	\$ 11,801	\$ 2,148	\$ 125,738	\$ 118,928	
CMS 1500 Payments															
Professional - EBM	\$ 47,267	\$ 45,906	\$ 46,793	\$ 45,299	\$ 48,295	\$ 38,394	\$ 45,120	\$ 52,041	\$ 46,200	\$ 44,443	\$ 41,286	\$ 23,068	\$ 585,064	\$ 533,172	
Professional - Home Health	\$ 575	\$ 720	\$ 650	\$ 610	\$ 525	\$ 525	\$ 510	\$ 510	\$ 915	\$ 712	\$ 505	\$ 210	\$ 6,555	\$ 6,732	
Professional - Maternity	\$ 41,230	\$ 49,337	\$ 52,472	\$ 46,212	\$ 51,289	\$ 47,189	\$ 40,740	\$ 51,013	\$ 37,942	\$ 30,744	\$ 32,028	\$ 12,400	\$ 525,333	\$ 492,596	
Professional - Surgery	\$ 10,538	\$ 5,150	\$ 5,405	\$ 7,919	\$ 4,783	\$ 4,052	\$ 4,804	\$ 3,619	\$ 5,842	\$ 5,842	\$ 2,861	\$ 931	\$ 83,231	\$ 64,345	
Professional - DME	\$ 3,640	\$ 3,492	\$ 2,425	\$ 3,797	\$ 3,509	\$ 3,694	\$ 2,616	\$ 11,388	\$ 3,559	\$ 4,224	\$ 3,168	\$ 696	\$ 41,969	\$ 46,188	
Professional - Lab	\$ 23,320	\$ 9,055	\$ 17,466	\$ 9,952	\$ 11,668	\$ 10,455	\$ 10,858	\$ 9,778	\$ 11,682	\$ 8,111	\$ 13,970	\$ 4,976	\$ 173,617	\$ 143,828	
Professional - Radiology	\$ 10,346	\$ 9,514	\$ 12,498	\$ 13,521	\$ 10,617	\$ 10,608	\$ 7,879	\$ 10,661	\$ 10,769	\$ 11,776	\$ 6,906	\$ 3,588	\$ 124,830	\$ 118,703	
Professional - Transportation	\$ 1,115	\$ 4,314	\$ 2,446	\$ -	\$ 3,666	\$ 720	\$ 1,715	\$ 1,566	\$ 1,555	\$ 2,889	\$ 5,783	\$ 714	\$ 30,023	\$ 26,482	
Professional - Chiropractor	\$ 85	\$ 35	\$ 27	\$ 47	\$ -	\$ -	\$ -	\$ 202	\$ 52	\$ 90	\$ -	\$ -	\$ 445	\$ 539	
Professional - Other	\$ 32,276	\$ 27,592	\$ 33,062	\$ 30,009	\$ 25,630	\$ 30,233	\$ 23,691	\$ 26,125	\$ 30,090	\$ 23,735	\$ 17,288	\$ 10,883	\$ 338,605	\$ 310,553	
Behavioral Health Payments															
Inpatient	\$ 285	\$ 20	\$ 6,511	\$ 10,534	\$ 6,948	\$ 5	\$ 22,217	\$ 11,302	\$ 4,660	\$ -	\$ -	\$ -	\$ 103,262	\$ 81,691	
Outpatient	\$ 9,564	\$ 5,147	\$ 10,850	\$ 5,568	\$ 6,920	\$ 5,629	\$ 3,981	\$ -	\$ -	\$ -	\$ -	\$ -	\$ 83,921	\$ 47,659	
Professional	\$ 4,591	\$ 7,345	\$ 10,426	\$ 9,425	\$ 8,717	\$ 6,410	\$ 5,028	\$ 4,994	\$ 3,567	\$ 3,921	\$ 2,777	\$ 729	\$ 67,652	\$ 67,293	
Laboratory / Radiology	\$ -	\$ -	\$ -	\$ -	\$ -	\$ -	\$ -	\$ -	\$ -	\$ -	\$ -	\$ -	\$ 26	\$ -	
Emergency	\$ -	\$ -	\$ -	\$ -	\$ -	\$ -	\$ -	\$ -	\$ -	\$ -	\$ -	\$ -	\$ -	\$ -	
Supported Housing	\$ 96	\$ 60	\$ 105	\$ 156	\$ 78	\$ 52	\$ -	\$ -	\$ -	\$ -	\$ -	\$ -	\$ 573	\$ 547	
Intensive Outpatient	\$ -	\$ -	\$ -	\$ -	\$ -	\$ -	\$ -	\$ -	\$ -	\$ -	\$ -	\$ -	\$ -	\$ -	
Partial Hospitalization	\$ 563	\$ 211	\$ 313	\$ 95	\$ 101	\$ 152	\$ 251	\$ 80	\$ 238	\$ -	\$ -	\$ 50	\$ 3,563	\$ 2,455	
In Home	\$ -	\$ -	\$ -	\$ -	\$ -	\$ -	\$ -	\$ -	\$ -	\$ -	\$ -	\$ -	\$ -	\$ -	
Transportation	\$ -	\$ -	\$ -	\$ 288	\$ -	\$ -	\$ -	\$ -	\$ 406	\$ -	\$ -	\$ -	\$ -	\$ 685	
Twenty-Three Hour	\$ -	\$ 84	\$ -	\$ 81	\$ 67	\$ 98	\$ -	\$ 110	\$ 59	\$ -	\$ -	\$ -	\$ 393	\$ 489	
Health Link Activity payments	\$ 707	\$ 354	\$ 884	\$ 530	\$ -	\$ 177	\$ 354	\$ 792	\$ 354	\$ 792	\$ 262	\$ 262	\$ 2,828	\$ 4,674	
Other	\$ -	\$ -	\$ -	\$ -	\$ -	\$ -	\$ -	\$ -	\$ 0	\$ -	\$ -	\$ -	\$ -	\$ 0	
Long-Term Care Payments															
Hospice	\$ -	\$ -	\$ -	\$ -	\$ -	\$ -	\$ -	\$ -	\$ -	\$ -	\$ -	\$ -	\$ -	\$ -	
Nursing Facility (Lvl 1 and Lvl 2 combined)	\$ -	\$ -	\$ -	\$ -	\$ -	\$ -	\$ -	\$ -	\$ -	\$ -	\$ -	\$ -	\$ -	\$ -	
Home and Community Based Services	\$ -	\$ -	\$ -	\$ -	\$ -	\$ -	\$ -	\$ -	\$ -	\$ -	\$ -	\$ -	\$ -	\$ -	
Acuity and Quality Pmts	\$ -	\$ -	\$ -	\$ -	\$ -	\$ -	\$ -	\$ -	\$ -	\$ -	\$ -	\$ -	\$ -	\$ -	
Capitation and other Non-System Payments (excluding associated admin)															
Primary Care Physician	\$ -	\$ -	\$ -	\$ -	\$ -	\$ -	\$ -	\$ -	\$ -	\$ -	\$ -	\$ -	\$ -	\$ -	
Specialty	\$ -	\$ -	\$ -	\$ -	\$ -	\$ -	\$ -	\$ -	\$ -	\$ -	\$ -	\$ -	\$ -	\$ -	
Dental	\$ -	\$ -	\$ -	\$ -	\$ -	\$ -	\$ -	\$ -	\$ -	\$ -	\$ -	\$ -	\$ -	\$ -	
Vision	\$ 3,772	\$ 4,178	\$ 4,837	\$ 6,471	\$ 4,415	\$ 10,239	\$ 4,986	\$ 5,430	\$ 4,421	\$ 4,716	\$ 3,686	\$ 1,599	\$ 58,559	\$ 58,750	
Behavioral Health	\$ -	\$ -	\$ -	\$ -	\$ -	\$ -	\$ -	\$ -	\$ -	\$ -	\$ -	\$ -	\$ -	\$ -	
Grant Payments	\$ -	\$ -	\$ -	\$ -	\$ -	\$ -	\$ -	\$ -	\$ -	\$ -	\$ -	\$ -	\$ -	\$ -	
Subcontractor Payments for Mental Health / Substance Abuse	\$ -	\$ -	\$ -	\$ -	\$ -	\$ -	\$ -	\$ -	\$ -	\$ -	\$ -	\$ -	\$ -	\$ -	
Crisis Services Team Payments	\$ 2,494	\$ 2,580	\$ 2,555	\$ 2,462	\$ 2,293	\$ 2,355	\$ 2,280	\$ 2,804	\$ 3,508	\$ 2,935	\$ 2,852	\$ 2,836	\$ 29,898	\$ 31,956	
Incentive / Bonus Payments Made to Network Providers	\$ -	\$ -	\$ -	\$ -	\$ -	\$ -	\$ -	\$ -	\$ -	\$ -	\$ -	\$ -	\$ -	\$ -	
Other Capitation and Non-system Costs	\$ -	\$ -	\$ -	\$ -	\$ -	\$ -	\$ -	\$ -	\$ -	\$ -	\$ -	\$ -	\$ -	\$ -	
Other Medical (Explain in comments)	\$ (2,282)	\$ 552	\$ (5,546)	\$ 5,358	\$ (1,161)	\$ 1,458	\$ (1,197)	\$ 99	\$ (602)	\$ (70)	\$ 669	\$ (122)	\$ (3,440)	\$ (2,849)	
Directed Payments (Actual Distributions)															
Hospital	\$ -	\$ -	\$ -	\$ -	\$ -	\$ -	\$ -	\$ -	\$ -	\$ -	\$ -	\$ -	\$ -	\$ -	
Emergency Transport	\$ -	\$ -	\$ -	\$ -	\$ -	\$ -	\$ -	\$ -	\$ -	\$ -	\$ -	\$ -	\$ -	\$ -	
Medication Therapy Management	\$ -	\$ -	\$ -	\$ -	\$ -	\$ -	\$ -	\$ -	\$ -	\$ -	\$ -	\$ -	\$ -	\$ -	
PCMH Outcome Payments	\$ -	\$ -	\$ -	\$ -	\$ -	\$ -	\$ -	\$ -	\$ -	\$ -	\$ -	\$ -	\$ -	\$ -	
PCMH Activity and Transformation Payments	\$ -	\$ -	\$ -	\$ -	\$ -	\$ -	\$ -	\$ -	\$ -	\$ -	\$ -	\$ -	\$ -	\$ -	
Health Link Outcome payments	\$ -	\$ -	\$ -	\$ -	\$ -	\$ -	\$ -	\$ -	\$ -	\$ -	\$ -	\$ -	\$ -	\$ -	
Provider UPL	\$ -	\$ -	\$ -	\$ -	\$ -	\$ -	\$ -	\$ -	\$ -	\$ -	\$ -	\$ -	\$ -	\$ -	
CCFT / Master Level Therapist	\$ -	\$ -	\$ -	\$ -	\$ -	\$ -	\$ -	\$ -	\$ -	\$ -	\$ -	\$ -	\$ -	\$ -	
HCS Referral Incentive	\$ -	\$ -	\$ -	\$ -	\$ -	\$ -	\$ -	\$ -	\$ -	\$ -	\$ -	\$ -	\$ -	\$ -	
Misc. Directed Payment (Explain in comments)	\$ -	\$ -													



Actuarial Certification

Carrier: UnitedHealthcare Plan of the River Valley, Inc.
Date: January 16, 2024
Valuation Date: December 31, 2023
Subject: TennCare Claim Reserve Estimate (IBNR) as of December 31, 2023 – Risk Business – Eastern Tennessee – Long Term Care

I, Kevin P. Donnelly, am Vice President of Actuarial Services for United HealthCare. I am a member of the American Academy of Actuaries and am qualified to render the actuarial opinion contained herein.

In my opinion, the claim reserve estimate (IBNR) of \$16,830,174 provides good and sufficient provision for all unpaid claim liabilities and was computed in accordance with currently accepted actuarial standards.

Note that, as of December 31, 2023, this block of business had approximately 2,700 members.

A handwritten signature in blue ink, appearing to read 'Kevin P. Donnelly', written over a horizontal line.

Kevin P. Donnelly, FSA, FCAS, MAAA

Vice President of Actuarial Services, United Healthcare

9800 Health Care Lane, MN006-W009

Minnetonka, MN 55343

(952) 931-5433

E-mail: Kevin.donnelly@uhc.com



Actuarial Certification

Carrier: UnitedHealthcare Plan of the River Valley, Inc.
Date: January 16, 2024
Valuation Date: December 31, 2023
Subject: TennCare Claim Reserve Estimate (IBNR) as of December 31, 2023 – Risk Business – Eastern Tennessee – Excluding CHIP and Long Term Care

I, Kevin P. Donnelly, am Vice President of Actuarial Services for United HealthCare. I am a member of the American Academy of Actuaries and am qualified to render the actuarial opinion contained herein.

In my opinion, the claim reserve estimate (IBNR) of \$57,095,142 provides good and sufficient provision for all unpaid claim liabilities and was computed in accordance with currently accepted actuarial standards.

Note that, as of December 31, 2023, this block of business had approximately 157,100 members.

A handwritten signature in blue ink, appearing to read "Kevin P. Donnelly", written over a horizontal line.

Kevin P. Donnelly, FSA, FCAS, MAAA

Vice President of Actuarial Services, United Healthcare

9800 Health Care Lane, MN006-W009

Minnetonka, MN 55343

(952) 931-5433

E-mail: Kevin.donnelly@uhc.com



Actuarial Certification

Carrier: UnitedHealthcare Plan of the River Valley, Inc.
Date: January 16, 2024
Valuation Date: December 31, 2023
Subject: TennCare Claim Reserve Estimate (IBNR) as of December 31, 2023 – Risk Business – Middle Tennessee – Long Term Care

I, Kevin P. Donnelly, am Vice President of Actuarial Services for United HealthCare. I am a member of the American Academy of Actuaries and am qualified to render the actuarial opinion contained herein.

In my opinion, the claim reserve estimate (IBNR) of \$15,265,291 provides good and sufficient provision for all unpaid claim liabilities and was computed in accordance with currently accepted actuarial standards.

Note that, as of December 31, 2023, this block of business had approximately 2,500 members.

A handwritten signature in blue ink, appearing to read 'Kevin P. Donnelly', written over a horizontal line.

Kevin P. Donnelly, FSA, FCAS, MAAA

Vice President of Actuarial Services, United Healthcare

9800 Health Care Lane, MN006-W009

Minnetonka, MN 55343

(952) 931-5433

E-mail: Kevin.donnelly@uhc.com



Actuarial Certification

Carrier: UnitedHealthcare Plan of the River Valley, Inc.
Date: January 16, 2024
Valuation Date: December 31, 2023
Subject: TennCare Claim Reserve Estimate (IBNR) as of December 31, 2023 – Risk Business – Middle Tennessee – Excluding CHIP and Long Term Care

I, Kevin P. Donnelly, am Vice President of Actuarial Services for United HealthCare. I am a member of the American Academy of Actuaries and am qualified to render the actuarial opinion contained herein.

In my opinion, the claim reserve estimate (IBNR) of \$87,457,434 provides good and sufficient provision for all unpaid claim liabilities and was computed in accordance with currently accepted actuarial standards.

Note that, as of December 31, 2023, this block of business had approximately 192,200 members.

A handwritten signature in blue ink, appearing to read "Kevin P. Donnelly", written over a horizontal line.

Kevin P. Donnelly, FSA, FCAS, MAAA

Vice President of Actuarial Services, United Healthcare

9800 Health Care Lane, MN006-W009

Minnetonka, MN 55343

(952) 931-5433

E-mail: Kevin.donnelly@uhc.com



Actuarial Certification

Carrier: UnitedHealthcare Plan of the River Valley, Inc.
Date: January 16, 2024
Valuation Date: December 31, 2023
Subject: TennCare Claim Reserve Estimate (IBNR) as of December 31, 2023 – Risk Business – Western Tennessee – Long Term Care

I, Kevin P. Donnelly, am Vice President of Actuarial Services for United HealthCare. I am a member of the American Academy of Actuaries and am qualified to render the actuarial opinion contained herein.

In my opinion, the claim reserve estimate (IBNR) of \$14,019,424 provides good and sufficient provision for all unpaid claim liabilities and was computed in accordance with currently accepted actuarial standards.

Note that, as of December 31, 2023, this block of business had approximately 2,300 members.

A handwritten signature in blue ink, appearing to read 'Kevin P. Donnelly', written over a horizontal line.

Kevin P. Donnelly, FSA, FCAS, MAAA

Vice President of Actuarial Services, United Healthcare

9800 Health Care Lane, MN006-W009

Minnetonka, MN 55343

(952) 931-5433

E-mail: Kevin.donnelly@uhc.com



Actuarial Certification

Carrier: UnitedHealthcare Plan of the River Valley, Inc.
Date: January 16, 2024
Valuation Date: December 31, 2023
Subject: TennCare Claim Reserve Estimate (IBNR) as of December 31, 2023 – Risk Business – Western Tennessee – Excluding CHIP and Long Term Care

I, Kevin P. Donnelly, am Vice President of Actuarial Services for United HealthCare. I am a member of the American Academy of Actuaries and am qualified to render the actuarial opinion contained herein.

In my opinion, the claim reserve estimate (IBNR) of \$48,747,191 provides good and sufficient provision for all unpaid claim liabilities and was computed in accordance with currently accepted actuarial standards.

Note that, as of December 31, 2023, this block of business had approximately 132,500 members.

A handwritten signature in blue ink, appearing to read 'Kevin P. Donnelly', is written over a horizontal line. The signature is stylized and includes a long, sweeping flourish that extends upwards and to the right.

Kevin P. Donnelly, FSA, FCAS, MAAA

Vice President of Actuarial Services, United Healthcare

9800 Health Care Lane, MN006-W009

Minnetonka, MN 55343

(952) 931-5433

E-mail: Kevin.donnelly@uhc.com



January 16, 2024

STATEMENT OF ACTUARIAL OPINION

Statutory Quarterly Statement of United Healthcare Plan of the River Valley, Inc.

Medicaid Risk Business in Eastern Tennessee, Long Term Care

As of and for the Period Ended December 31, 2023

I, Kevin P. Donnelly, am a Member of the American Academy of Actuaries (Academy) and Vice President of Actuarial Services for United Healthcare Plan of the River Valley, Inc.'s Medicaid plans. I meet the Academy qualification standards for rendering this statement of actuarial opinion.

This statement is for United Healthcare Plan of the River Valley, Inc.'s Medicaid Long Term Care risk business in Eastern Tennessee, which had approximately 2,700 members on December 31, 2023. This business became effective August 1, 2010.

I have examined the actuarial assumptions and methods used in determining the loss reserves listed below, as prepared for filing with regulatory officials as of December 31, 2023.

I have determined that the appropriate level for claims liability for this block of business is \$16,830,174.

Note that in the annual statement, both Medicaid and non-Medicaid businesses are combined.

My examination included such review of the actuarial assumptions and actuarial methods and of the underlying basic liability records and such tests of the actuarial calculations as I considered necessary.

In my opinion the amounts carried in the balance sheet on account of the actuarial items identified above:


- a) Are computed in accordance with presently accepted actuarial standards consistently applied and are fairly stated in accordance with sound actuarial principles;
- b) Are based on actuarial assumptions which are in accordance with or stronger than those called for in related contract provisions and are appropriate for the purpose for which the statement was prepared;
- c) Meet the requirements of the laws of the State of Tennessee;
- d) Make good and sufficient provision for all unpaid claims and other actuarial liabilities of the organization guaranteed under the terms of its contracts and agreements;

- e) Are computed on the basis of actuarial assumptions and methods consistent in all material respects with those used in computing the corresponding items in the annual statement of the preceding year-end; and
- f) Include provision, in the aggregate, for all actuarial reserves and related statement items which ought to be established.

The actuarial methods, considerations and analyses used in forming my opinion conform to the appropriate Standards of Practice as promulgated from time to time by the Actuarial Standards Board, whose standards form the basis of this statement of opinion.

This statement has been prepared for inclusion with United Healthcare Plan of the River Valley, Inc.'s statutory quarterly statement for filing with regulatory authorities of the State of Tennessee and is intended for no other purpose.

January 16, 2024



Kevin P. Donnelly, FSA, FCAS, MAAA

Vice President of Actuarial Services, United Healthcare

9800 Health Care Lane, MN006-W009

Minnetonka, MN 55343

(952) 931-5433

E-mail: Kevin.donnelly@uhc.com



January 16, 2024

STATEMENT OF ACTUARIAL OPINION

Statutory Quarterly Statement of United Healthcare Plan of the River Valley, Inc.

Medicaid Risk Business in Eastern Tennessee, Excluding LTC and CHIP

As of and for the Period Ended December 31, 2023

I, Kevin P. Donnelly, am a Member of the American Academy of Actuaries (Academy) and Vice President of Actuarial Services for United Healthcare Plan of the River Valley, Inc.'s Medicaid plans. I meet the Academy qualification standards for rendering this statement of actuarial opinion.

This statement is for United Healthcare Plan of the River Valley, Inc.'s Medicaid risk business in Eastern Tennessee, which had approximately 157,100 members on December 31, 2023. This business became effective July 1, 2009.

I have examined the actuarial assumptions and methods used in determining the loss reserves listed below, as prepared for filing with regulatory officials as of December 31, 2023.

I have determined that the appropriate level for claims liability for this block of business is \$57,095,142.

Note that in the annual statement, both Medicaid and non-Medicaid businesses are combined.

My examination included such review of the actuarial assumptions and actuarial methods and of the underlying basic liability records and such tests of the actuarial calculations as I considered necessary.

In my opinion the amounts carried in the balance sheet on account of the actuarial items identified above:


- a) Are computed in accordance with presently accepted actuarial standards consistently applied and are fairly stated in accordance with sound actuarial principles;
- b) Are based on actuarial assumptions which are in accordance with or stronger than those called for in related contract provisions and are appropriate for the purpose for which the statement was prepared;
- c) Meet the requirements of the laws of the State of Tennessee;
- d) Make good and sufficient provision for all unpaid claims and other actuarial liabilities of the organization guaranteed under the terms of its contracts and agreements;

- e) Are computed on the basis of actuarial assumptions and methods consistent in all material respects with those used in computing the corresponding items in the annual statement of the preceding year-end; and
- f) Include provision, in the aggregate, for all actuarial reserves and related statement items which ought to be established.

The actuarial methods, considerations and analyses used in forming my opinion conform to the appropriate Standards of Practice as promulgated from time to time by the Actuarial Standards Board, whose standards form the basis of this statement of opinion.

This statement has been prepared for inclusion with United Healthcare Plan of the River Valley, Inc.'s statutory quarterly statement for filing with regulatory authorities of the State of Tennessee and is intended for no other purpose.

January 16, 2024



Kevin P. Donnelly, FSA, FCAS, MAAA

Vice President of Actuarial Services, United Healthcare

9800 Health Care Lane, MN006-W009

Minnetonka, MN 55343

(952) 931-5433

E-mail: Kevin.donnelly@uhc.com



January 16, 2024

STATEMENT OF ACTUARIAL OPINION

Statutory Quarterly Statement of United Healthcare Plan of the River Valley, Inc.

Medicaid Risk Business in Middle Tennessee, Long Term Care

As of and for the Period Ended December 31, 2023

I, Kevin P. Donnelly, am a Member of the American Academy of Actuaries (Academy) and Vice President of Actuarial Services for United Healthcare Plan of the River Valley, Inc.'s Medicaid plans. I meet the Academy qualification standards for rendering this statement of actuarial opinion.

This statement is for United Healthcare Plan of the River Valley, Inc.'s Medicaid Long Term Care risk business in Middle Tennessee, which had 2,500 members on December 31, 2023. This business became effective December 1, 2010.

I have examined the actuarial assumptions and methods used in determining the loss reserves listed below, as prepared for filing with regulatory officials as of December 31, 2023.

I have determined that the appropriate level for claims liability for this block of business is \$15,265,291.

Note that in the annual statement, both Medicaid and non-Medicaid businesses are combined.

My examination included such review of the actuarial assumptions and actuarial methods and of the underlying basic liability records and such tests of the actuarial calculations as I considered necessary.

In my opinion the amounts carried in the balance sheet on account of the actuarial items identified above:


- a) Are computed in accordance with presently accepted actuarial standards consistently applied and are fairly stated in accordance with sound actuarial principles;
- b) Are based on actuarial assumptions which are in accordance with or stronger than those called for in related contract provisions and are appropriate for the purpose for which the statement was prepared;
- c) Meet the requirements of the laws of the State of Tennessee;
- d) Make good and sufficient provision for all unpaid claims and other actuarial liabilities of the organization guaranteed under the terms of its contracts and agreements;

- e) Are computed on the basis of actuarial assumptions and methods consistent in all material respects with those used in computing the corresponding items in the annual statement of the preceding year-end; and
- f) Include provision, in the aggregate, for all actuarial reserves and related statement items which ought to be established.

The actuarial methods, considerations and analyses used in forming my opinion conform to the appropriate Standards of Practice as promulgated from time to time by the Actuarial Standards Board, whose standards form the basis of this statement of opinion.

This statement has been prepared for inclusion with United Healthcare Plan of the River Valley, Inc.'s statutory quarterly statement for filing with regulatory authorities of the State of Tennessee and is intended for no other purpose.

January 16, 2024



Kevin P. Donnelly, FSA, FCAS, MAAA

Vice President of Actuarial Services, United Healthcare

9800 Health Care Lane, MN006-W009

Minnetonka, MN 55343

(952) 931-5433

E-mail: Kevin.donnelly@uhc.com



January 16, 2024

STATEMENT OF ACTUARIAL OPINION

Statutory Quarterly Statement of United Healthcare Plan of the River Valley, Inc.

Medicaid Risk Business in Middle Tennessee, Excluding LTC and CHIP

As of and for the Period Ended December 31, 2023

I, Kevin P. Donnelly, am a Member of the American Academy of Actuaries (Academy) and Vice President of Actuarial Services for United Healthcare Plan of the River Valley, Inc.'s Medicaid plans. I meet the Academy qualification standards for rendering this statement of actuarial opinion.

This statement is for United Healthcare Plan of the River Valley, Inc.'s Medicaid risk business in Middle Tennessee, which had approximately 192,200 members on December 31, 2023. This business became effective April 1, 2007.

I have examined the actuarial assumptions and methods used in determining the loss reserves listed below, as prepared for filing with regulatory officials as of December 31, 2023.

I have determined that the appropriate level for claims liability for this block of business is \$87,457,434.

Note that in the annual statement, both Medicaid and non-Medicaid businesses are combined.

My examination included such review of the actuarial assumptions and actuarial methods and of the underlying basic liability records and such tests of the actuarial calculations as I considered necessary.

In my opinion the amounts carried in the balance sheet on account of the actuarial items identified above:


- a) Are computed in accordance with presently accepted actuarial standards consistently applied and are fairly stated in accordance with sound actuarial principles;
- b) Are based on actuarial assumptions which are in accordance with or stronger than those called for in related contract provisions and are appropriate for the purpose for which the statement was prepared;
- c) Meet the requirements of the laws of the State of Tennessee;
- d) Make good and sufficient provision for all unpaid claims and other actuarial liabilities of the organization guaranteed under the terms of its contracts and agreements;

- e) Are computed on the basis of actuarial assumptions and methods consistent in all material respects with those used in computing the corresponding items in the annual statement of the preceding year-end; and
- f) Include provision, in the aggregate, for all actuarial reserves and related statement items which ought to be established.

The actuarial methods, considerations and analyses used in forming my opinion conform to the appropriate Standards of Practice as promulgated from time to time by the Actuarial Standards Board, whose standards form the basis of this statement of opinion.

This statement has been prepared for inclusion with United Healthcare Plan of the River Valley, Inc.'s statutory quarterly statement for filing with regulatory authorities of the State of Tennessee and is intended for no other purpose.

January 16, 2024



Kevin P. Donnelly, FSA, FCA~~S~~, MAAA

Vice President of Actuarial Services, United Healthcare

9800 Health Care Lane, MN006-W009

Minnetonka, MN 55343

(952) 931-5433

E-mail: Kevin.donnelly@uhc.com



January 16, 2024

STATEMENT OF ACTUARIAL OPINION

Statutory Quarterly Statement of United Healthcare Plan of the River Valley, Inc.

Medicaid Risk Business in Western Tennessee, Long Term Care

As of and for the Period Ended December 31, 2023

I, Kevin P. Donnelly, am a Member of the American Academy of Actuaries (Academy) and Vice President of Actuarial Services for United Healthcare Plan of the River Valley, Inc.'s Medicaid plans. I meet the Academy qualification standards for rendering this statement of actuarial opinion.

This statement is for United Healthcare Plan of the River Valley, Inc.'s Medicaid Long Term Care risk business in Western Tennessee, which had approximately 2,300 members on December 31, 2023. This business became effective August 1, 2010.

I have examined the actuarial assumptions and methods used in determining the loss reserves listed below, as prepared for filing with regulatory officials as of December 31, 2023.

I have determined that the appropriate level for claims liability for this block of business is \$14,019,424.

Note that in the annual statement, both Medicaid and non-Medicaid businesses are combined.

My examination included such review of the actuarial assumptions and actuarial methods and of the underlying basic liability records and such tests of the actuarial calculations as I considered necessary.

In my opinion the amounts carried in the balance sheet on account of the actuarial items identified above:


- a) Are computed in accordance with presently accepted actuarial standards consistently applied and are fairly stated in accordance with sound actuarial principles;
- b) Are based on actuarial assumptions which are in accordance with or stronger than those called for in related contract provisions and are appropriate for the purpose for which the statement was prepared;
- c) Meet the requirements of the laws of the State of Tennessee;
- d) Make good and sufficient provision for all unpaid claims and other actuarial liabilities of the organization guaranteed under the terms of its contracts and agreements;

- e) Are computed on the basis of actuarial assumptions and methods consistent in all material respects with those used in computing the corresponding items in the annual statement of the preceding year-end; and
- f) Include provision, in the aggregate, for all actuarial reserves and related statement items which ought to be established.

The actuarial methods, considerations and analyses used in forming my opinion conform to the appropriate Standards of Practice as promulgated from time to time by the Actuarial Standards Board, whose standards form the basis of this statement of opinion.

This statement has been prepared for inclusion with United Healthcare Plan of the River Valley, Inc.'s statutory quarterly statement for filing with regulatory authorities of the State of Tennessee and is intended for no other purpose.

January 16, 2024



Kevin P. Donnelly, FSA, FCAS, MAAA

Vice President of Actuarial Services, United Healthcare

9800 Health Care Lane, MN006-W009

Minnetonka, MN 55343

(952) 931-5433

E-mail: Kevin.donnelly@uhc.com



January 16, 2024

STATEMENT OF ACTUARIAL OPINION

Statutory Quarterly Statement of United Healthcare Plan of the River Valley, Inc.

Medicaid Risk Business in Western Tennessee, Excluding LTC and CHIP

As of and for the Period Ended December 31, 2023

I, Kevin P. Donnelly, am a Member of the American Academy of Actuaries (Academy) and Vice President of Actuarial Services for United Healthcare Plan of the River Valley, Inc.'s Medicaid plans. I meet the Academy qualification standards for rendering this statement of actuarial opinion.

This statement is for United Healthcare Plan of the River Valley, Inc.'s Medicaid risk business in Western Tennessee, which had approximately 132,500 members on December 31, 2023. This business became effective December 1, 2008.

I have examined the actuarial assumptions and methods used in determining the loss reserves listed below, as prepared for filing with regulatory officials as of December 31, 2023.

I have determined that the appropriate level for claims liability for this block of business is \$48,747,191.

Note that in the annual statement, both Medicaid and non-Medicaid businesses are combined.

My examination included such review of the actuarial assumptions and actuarial methods and of the underlying basic liability records and such tests of the actuarial calculations as I considered necessary.

In my opinion the amounts carried in the balance sheet on account of the actuarial items identified above:


- a) Are computed in accordance with presently accepted actuarial standards consistently applied and are fairly stated in accordance with sound actuarial principles;
- b) Are based on actuarial assumptions which are in accordance with or stronger than those called for in related contract provisions and are appropriate for the purpose for which the statement was prepared;
- c) Meet the requirements of the laws of the State of Tennessee;
- d) Make good and sufficient provision for all unpaid claims and other actuarial liabilities of the organization guaranteed under the terms of its contracts and agreements;

- e) Are computed on the basis of actuarial assumptions and methods consistent in all material respects with those used in computing the corresponding items in the annual statement of the preceding year-end; and
- f) Include provision, in the aggregate, for all actuarial reserves and related statement items which ought to be established.

The actuarial methods, considerations and analyses used in forming my opinion conform to the appropriate Standards of Practice as promulgated from time to time by the Actuarial Standards Board, whose standards form the basis of this statement of opinion.

This statement has been prepared for inclusion with United Healthcare Plan of the River Valley, Inc.'s statutory quarterly statement for filing with regulatory authorities of the State of Tennessee and is intended for no other purpose.

January 16, 2024



Kevin P. Donnelly, FSA, FCAS, MAAA

Vice President of Actuarial Services, United Healthcare

9800 Health Care Lane, MN006-W009

Minnetonka, MN 55343

(952) 931-5433

E-mail: Kevin.donnelly@uhc.com



Actuarial Certification

Carrier: UnitedHealthcare Plan of the River Valley, Inc.
Date: January 16, 2024
Valuation Date: December 31, 2023
Subject: TennCare Claim Reserve Estimate (IBNR) as of December 31, 2023 – Risk Business – Eastern Tennessee – CHIP

I, Kevin P. Donnelly, am Vice President of Actuarial Services for United HealthCare. I am a member of the American Academy of Actuaries and am qualified to render the actuarial opinion contained herein.

In my opinion, the claim reserve estimate (IBNR) of \$1,012,602 provides good and sufficient provision for all unpaid claim liabilities and was computed in accordance with currently accepted actuarial standards.

Note that, as of December 31, 2023, this block of business had approximately 3,900 members.

A handwritten signature in blue ink, appearing to read 'Kevin P. Donnelly', written over a horizontal line.

Kevin P. Donnelly, FSA, FCAS, MAAA

Vice President of Actuarial Services, United Healthcare

9800 Health Care Lane, MN006-W009

Minnetonka, MN 55343

(952) 931-5433

E-mail: Kevin.donnelly@uhc.com



Actuarial Certification

Carrier: UnitedHealthcare Plan of the River Valley, Inc.
Date: January 16, 2024
Valuation Date: December 31, 2023
Subject: TennCare Claim Reserve Estimate (IBNR) as of December 31, 2023 – Risk Business – Middle Tennessee – CHIP

I, Kevin P. Donnelly, am Vice President of Actuarial Services for United HealthCare. I am a member of the American Academy of Actuaries and am qualified to render the actuarial opinion contained herein.

In my opinion, the claim reserve estimate (IBNR) of \$1,602,778 provides good and sufficient provision for all unpaid claim liabilities and was computed in accordance with currently accepted actuarial standards.

Note that, as of December 31, 2023, this block of business had approximately 6,200 members.

A handwritten signature in blue ink, appearing to read "Kevin P. Donnelly", written over a horizontal line.

Kevin P. Donnelly, FSA, FCAS, MAAA

Vice President of Actuarial Services, United Healthcare

9800 Health Care Lane, MN006-W009

Minnetonka, MN 55343

(952) 931-5433

E-mail: Kevin.donnelly@uhc.com



Actuarial Certification

Carrier: UnitedHealthcare Plan of the River Valley, Inc.
Date: January 16, 2024
Valuation Date: December 31, 2023
Subject: TennCare Claim Reserve Estimate (IBNR) as of December 31, 2023 – Risk Business – Western Tennessee – CHIP

I, Kevin P. Donnelly, am Vice President of Actuarial Services for United HealthCare. I am a member of the American Academy of Actuaries and am qualified to render the actuarial opinion contained herein.

In my opinion, the claim reserve estimate (IBNR) of \$605,056 provides good and sufficient provision for all unpaid claim liabilities and was computed in accordance with currently accepted actuarial standards.

Note that, as of December 31, 2023, this block of business had approximately 2,300 members.

A handwritten signature in blue ink, appearing to read "Kevin P. Donnelly", written over a horizontal line.

Kevin P. Donnelly, FSA, FCAS, MAAA

Vice President of Actuarial Services, United Healthcare

9800 Health Care Lane, MN006-W009

Minnetonka, MN 55343

(952) 931-5433

E-mail: Kevin.donnelly@uhc.com



January 16, 2024

STATEMENT OF ACTUARIAL OPINION

Statutory Quarterly Statement of United Healthcare Plan of the River Valley, Inc.

Medicaid Risk Business (CHIP) in Eastern Tennessee

As of and for the Period Ended December 31, 2023

I, Kevin P. Donnelly, am a Member of the American Academy of Actuaries (Academy) and Vice President of Actuarial Services for United Healthcare Plan of the River Valley, Inc.'s Medicaid plans. I meet the Academy qualification standards for rendering this statement of actuarial opinion.

This statement is for United Healthcare Plan of the River Valley, Inc.'s Medicaid risk business in Eastern Tennessee (CHIP), which had approximately 3,900 members on December 31, 2023. This business became effective January 1, 2021.

I have examined the actuarial assumptions and methods used in determining the loss reserves listed below, as prepared for filing with regulatory officials as of December 31, 2023.

I have determined that the appropriate level for claims liability for this block of business is \$1,012,602.

Note that in the annual statement, both Medicaid and non-Medicaid businesses are combined.

My examination included such review of the actuarial assumptions and actuarial methods and of the underlying basic liability records and such tests of the actuarial calculations as I considered necessary.

In my opinion the amounts carried in the balance sheet on account of the actuarial items identified above:


- a) Are computed in accordance with presently accepted actuarial standards consistently applied and are fairly stated in accordance with sound actuarial principles;
- b) Are based on actuarial assumptions which are in accordance with or stronger than those called for in related contract provisions and are appropriate for the purpose for which the statement was prepared;
- c) Meet the requirements of the laws of the State of Tennessee;
- d) Make good and sufficient provision for all unpaid claims and other actuarial liabilities of the organization guaranteed under the terms of its contracts and agreements;

- e) Are computed on the basis of actuarial assumptions and methods consistent in all material respects with those used in computing the corresponding items in the annual statement of the preceding year-end; and
- f) Include provision, in the aggregate, for all actuarial reserves and related statement items which ought to be established.

The actuarial methods, considerations and analyses used in forming my opinion conform to the appropriate Standards of Practice as promulgated from time to time by the Actuarial Standards Board, whose standards form the basis of this statement of opinion.

This statement has been prepared for inclusion with United Healthcare Plan of the River Valley, Inc.'s statutory quarterly statement for filing with regulatory authorities of the State of Tennessee and is intended for no other purpose.

January 16, 2024



Kevin P. Donnelly, FSA, FCAS, MAAA

Vice President of Actuarial Services, United Healthcare

9800 Health Care Lane, MN006-W009

Minnetonka, MN 55343

(952) 931-5433

E-mail: Kevin.donnelly@uhc.com



January 16, 2024

STATEMENT OF ACTUARIAL OPINION

Statutory Quarterly Statement of United Healthcare Plan of the River Valley, Inc.

Medicaid Risk Business (CHIP) in Middle Tennessee

As of and for the Period Ended December 31, 2023

I, Kevin P. Donnelly, am a Member of the American Academy of Actuaries (Academy) and Vice President of Actuarial Services for United Healthcare Plan of the River Valley, Inc.'s Medicaid plans. I meet the Academy qualification standards for rendering this statement of actuarial opinion.

This statement is for United Healthcare Plan of the River Valley, Inc.'s Medicaid Long Term Care risk business in Middle Tennessee (CHIP), which had approximately 6,200 members on December 31, 2023. This business became effective January 1, 2021.

I have examined the actuarial assumptions and methods used in determining the loss reserves listed below, as prepared for filing with regulatory officials as of December 31, 2023.

I have determined that the appropriate level for claims liability for this block of business is \$1,602,778.

Note that in the annual statement, both Medicaid and non-Medicaid businesses are combined.

My examination included such review of the actuarial assumptions and actuarial methods and of the underlying basic liability records and such tests of the actuarial calculations as I considered necessary.

In my opinion the amounts carried in the balance sheet on account of the actuarial items identified above:


- a) Are computed in accordance with presently accepted actuarial standards consistently applied and are fairly stated in accordance with sound actuarial principles;
- b) Are based on actuarial assumptions which are in accordance with or stronger than those called for in related contract provisions and are appropriate for the purpose for which the statement was prepared;
- c) Meet the requirements of the laws of the State of Tennessee;
- d) Make good and sufficient provision for all unpaid claims and other actuarial liabilities of the organization guaranteed under the terms of its contracts and agreements;

- e) Are computed on the basis of actuarial assumptions and methods consistent in all material respects with those used in computing the corresponding items in the annual statement of the preceding year-end; and
- f) Include provision, in the aggregate, for all actuarial reserves and related statement items which ought to be established.

The actuarial methods, considerations and analyses used in forming my opinion conform to the appropriate Standards of Practice as promulgated from time to time by the Actuarial Standards Board, whose standards form the basis of this statement of opinion.

This statement has been prepared for inclusion with United Healthcare Plan of the River Valley, Inc.'s statutory quarterly statement for filing with regulatory authorities of the State of Tennessee and is intended for no other purpose.

January 16, 2024



Kevin P. Donnelly, FSA, FCAS, MAAA

Vice President of Actuarial Services, United Healthcare

9800 Health Care Lane, MN006-W009

Minnetonka, MN 55343

(952) 931-5433

E-mail: Kevin.donnelly@uhc.com



January 16, 2024

STATEMENT OF ACTUARIAL OPINION

Statutory Quarterly Statement of United Healthcare Plan of the River Valley, Inc.

Medicaid Risk Business (CHIP) in Western Tennessee

As of and for the Period Ended December 31, 2023

I, Kevin P. Donnelly, am a Member of the American Academy of Actuaries (Academy) and Vice President of Actuarial Services for United Healthcare Plan of the River Valley, Inc.'s Medicaid plans. I meet the Academy qualification standards for rendering this statement of actuarial opinion.

This statement is for United Healthcare Plan of the River Valley, Inc.'s Medicaid risk business in Western Tennessee (CHIP), which had approximately 2,300 members on December 31, 2023. This business became effective January 1, 2021.

I have examined the actuarial assumptions and methods used in determining the loss reserves listed below, as prepared for filing with regulatory officials as of December 31, 2023.

I have determined that the appropriate level for claims liability for this block of business is \$605,056.

Note that in the annual statement, both Medicaid and non-Medicaid businesses are combined.

My examination included such review of the actuarial assumptions and actuarial methods and of the underlying basic liability records and such tests of the actuarial calculations as I considered necessary.

In my opinion the amounts carried in the balance sheet on account of the actuarial items identified above:


- a) Are computed in accordance with presently accepted actuarial standards consistently applied and are fairly stated in accordance with sound actuarial principles;
- b) Are based on actuarial assumptions which are in accordance with or stronger than those called for in related contract provisions and are appropriate for the purpose for which the statement was prepared;
- c) Meet the requirements of the laws of the State of Tennessee;
- d) Make good and sufficient provision for all unpaid claims and other actuarial liabilities of the organization guaranteed under the terms of its contracts and agreements;

- e) Are computed on the basis of actuarial assumptions and methods consistent in all material respects with those used in computing the corresponding items in the annual statement of the preceding year-end; and
- f) Include provision, in the aggregate, for all actuarial reserves and related statement items which ought to be established.

The actuarial methods, considerations and analyses used in forming my opinion conform to the appropriate Standards of Practice as promulgated from time to time by the Actuarial Standards Board, whose standards form the basis of this statement of opinion.

This statement has been prepared for inclusion with United Healthcare Plan of the River Valley, Inc.'s statutory quarterly statement for filing with regulatory authorities of the State of Tennessee and is intended for no other purpose.

January 16, 2024



Kevin P. Donnelly, FSA, FCAS, MAAA

Vice President of Actuarial Services, United Healthcare

9800 Health Care Lane, MN006-W009

Minnetonka, MN 55343

(952) 931-5433

E-mail: Kevin.donnelly@uhc.com

UHC Plan of the River Valley
Reconciliation of Cash to Accrual Basis Accounting
As of December 31, 2023

	<u>Middle</u>	<u>East</u>	<u>West</u>	<u>Consolidated</u>	<u>Key</u>
Cash received per premium tax reconciliation	962,589,171	806,314,977	626,934,253	2,395,838,401	a
Accruals	18,618,517	16,517,918	19,287,073	54,423,508	b
Fin360 Adjustment	273,880	(216,156)	(174,920)	(117,196)	c
Covid Medical Expense Reimbursement from TennCare	(32,856)	10,397	(13,868)	(36,327)	d
Employment Community First (ECF) ASO Fees	(1,117,114)	1,547,876	(222,843)	207,918	e
ECF ASO Fee, claims and premium tax billing	3,552,163	2,955,881	1,636,456	8,144,500	f
EMS Recoupment	146,265	94,045	59,182	299,493	g
Health Starts Pilot	(100,000)	(100,000)	(100,000)	(300,000)	h
Liquidated Damages	(133,850)	(56,157)	(13,500)	(203,507)	i
December 2023 Withhold not paid	(114,503)	(80,966)	(88,368)	(283,837)	j
NF HDP	(20,560,687)	(17,063,227)	(19,392,435)	(57,016,350)	k
MWOS Recoupment	8,119,448	9,687,219	5,562,023	23,368,690	l
NF Recoupment	(62,694)	(73,674)	3,832	(132,536)	m
Path Thru	(124,486,606)	(74,049,722)	(51,357,532)	(249,893,860)	n
Risk Corridor Recoupment	43,394,415	36,938,249	29,268,981	109,601,645	o
Accrual basis	<u>890,085,548</u>	<u>782,426,660</u>	<u>611,388,334</u>	<u>2,283,900,542</u>	

Key

- a. Consistent with NAIC guidelines, UPRV records premiums on an accrual basis of accounting.
- b. Change in MWOS, RAR, Retro, AP and Rate Change Accruals.
- c. Revenue adjustment due to rate changes.
- d. COVID Medical expense reimbursement from TennCare.
- e. ECF Pass thru items
- f. ECF Pass thru items for Premium Tax and Claims activity
- g. EMS recoupment
- h. Health Starts Pilot payments
- i. Liquidated damages have been reclassified from SG&A expense to reduction in revenue. Request made by UHC Regulatory for fines, assessments
- j. Change in withholding comparing Dec 2022 to Dec 2023
- k. Nursing Facility health directed payments
- l. Members Without Services net recoupment
- m. Nursing Facility Recoupments
- n. Pass thru capitation based payments from TennCare for all 11 Pass Thru Programs: Health Links (HL); Emergency Medical Services(EMS), Health Directed Payment (HDP), Patient Centered Medical Home (PCMH), Patient Centered Medical Home Outcome, Physician (Phy); Medical Therapy Management (MTM), Home Community Based Services (HCBS); Nursing Facility COVID19 (NF); Behavior Health (BH) and Primary Care Provider (PCP).
- o. Risk corridor recoupment

Accrual change is calculated as follows:	<u>Middle</u>	<u>East</u>	<u>West</u>	<u>Consolidated</u>
Reversal of Dec 2022 Accrued MWOS	(10,556,851)	(11,847,706)	(9,603,134)	(32,007,691)
Reversal of Dec 2022 Accrued RAR	-	-	-	-
Reversal of Dec 2022 Accrued Retro	531,591	447,981	297,283	1,276,854
Reversal of Dec 2022 Accrued Rate Change	(26,292,451)	(28,038,522)	(25,635,208)	(79,966,181)
December 2023 Accrued MWOS	16,800,841	17,540,083	12,565,486	46,906,410
December 2023 Accrued RAR	-	-	-	-
December 2023 Accrued Retro	(546,230)	(399,456)	(316,322)	(1,262,008)
December 2023 Rate Change Accrual	(6,674,864)	(4,044,374)	(2,157,204)	(12,876,442)
December 2023 AP accrual	-	136,857	-	136,857
Total change in accrual	<u>(26,737,965)</u>	<u>(26,205,137)</u>	<u>(24,849,098)</u>	<u>(77,792,200)</u>

MWOS	14,898,719
RAR	-
Retro	14,846
Rate Change	(92,842,623)
AP	136,857
	<u>(77,792,200)</u>

UnitedHealthcare Plan of the River Valley, Inc.
TennCare Subsequent Collections Schedule
As of December 31, 2023

12/31/2023 AR balance by component

	12/31/2023	Medicaid	LTC	Total
GL Accrual for withholding	55600-03000-11027	3,971,270.82	1,092,988	5,064,259
GL Accrual for rate change	55600-03000-24520	(8,919,363.99)	21,795,806.01	12,876,442.02
GL Accrual for future retroactive premium	55600-03000-11070	1,083,548	178,461	1,262,008
GL Accrual for Risk Adjusted Rate	55600-03000-21297	-	-	-
GL Accrual for Members without Service (Choices)	55600-03000-21297	3,336,586	(50,242,997)	(46,906,410)
GL balance 12/31/2023		<u>(527,959)</u>	<u>(27,175,742)</u>	<u>(27,703,701)</u>

	Prior Medicaid withhold paid	Prior LTC withhold paid	Medicaid Withhold on CY Cash Received for PY IDB Dates	LTC Withhold on CY Cash Received for PY IDB Dates	Medicaid Recoupments 250300	LTC Recoupments 250320	Medicaid Cash Received for PY IDB Dates	LTC Cash Received for PY IDB Dates	Total Cash Received for PY IDB Dates (includes W/H & Recoupments)	Medicaid (including W/H and excluding Recoupments)	LTC (including W/H and excluding Recoupments)	Total Medicaid & LTC Cash Received for PY IDB Dates
Jan-23	-	-	52,525	6,874	-	-	(2,213,626)	(274,960)	(2,429,188)	(2,161,102)	(268,086)	(2,429,188)
Feb-23	(52,525)	(6,874)	16,974	(1,594)	-	-	(678,026)	63,772	(658,273)	(713,577)	55,303	(658,273)
Mar-23	(16,974)	1,594	15,352	8,471	-	-	(612,508)	(338,856)	(942,921)	(614,130)	(328,791)	(942,921)
Apr-23	(15,352)	(8,471)	15,810	(4,184)	-	-	(632,408)	167,377	(477,229)	(631,950)	154,721	(477,229)
May-23	(15,810)	4,184	(2,134,277)	665	-	-	85,373,434	(26,596)	83,201,600	83,223,347	(21,747)	83,201,600
Jun-23	2,134,277	(665)	7,288	(256)	(636,495)	8,307,691	(291,225)	10,229	9,530,845	1,850,340	9,309	1,859,648
Jul-23	(7,288)	256	(29,295)	(164)	-	-	1,172,513	6,542	1,142,563	1,135,929	6,634	1,142,563
Aug-23	29,295	164	1,860	(7,229)	(669,847)	8,850,323	5,363,442	289,160	13,857,169	5,394,598	282,095	5,676,693
Sep-23	(1,860)	7,229	(13,232)	(7,420)	-	-	531,707	296,812	813,236	516,615	296,620	813,236
Oct-23	13,232	7,420	(1,849)	-	(615,145)	8,132,163	73,968	-	7,609,788	85,350	7,420	92,771
Nov-23	1,849	-	-	-	-	-	-	-	1,849	1,849	-	1,849
Dec-23	-	-	-	-	-	-	-	-	-	-	-	-
2023 Cash receipts related to 2022 service dates	<u>2,068,844</u>	<u>4,837</u>	<u>(2,068,844)</u>	<u>(4,837)</u>	<u>(1,921,488)</u>	<u>25,290,178</u>	<u>88,087,271</u>	<u>193,479</u>	<u>111,649,439</u>	<u>88,087,271</u>	<u>193,479</u>	<u>88,280,749</u>

United Healthcare Plan of the River Valley, Inc.
Retroactive Revenue Accrual Summary
December-23

Total												
IDB	Mid TN - TANF		Mid TN - LTC		West TN - TANF		West TN - LTC		East TN - TANF		East TN - LTC	
	Mbrs	Rev	Mbrs	Rev	Mbrs	Rev	Mbrs	Rev	Mbrs	Rev	Mbrs	Rev
Dec-23	639	512,293.38	8	33,936.93	260	235,678.47	14	80,643.60	447	335,575.69	14	63,880.02
Nov-23	704	526,252.99	8	33,936.93	321	256,209.74	10	53,451.35	530	364,838.49	10	47,942.33
Change from Prior Month	(65)	(13,959.61)	0	-	(61)	(20,531.27)	4	27,192.25	(83)	(29,262.79)	4	15,937.69