

QUARTERLY STATEMENT

OF THE

Amerigroup Tennessee, Inc.

TO THE

Insurance Department

OF THE

STATE OF

Tennessee

**FOR THE QUARTER ENDED
JUNE 30, 2023**

HEALTH

2023



Amerigroup Tennessee, Inc.

Statement of Actuarial Opinion

Table of Key Indicators:

This Opinion is	<input checked="" type="checkbox"/> Unqualified	<input type="checkbox"/> Qualified	<input type="checkbox"/> Adverse	<input type="checkbox"/> Inconclusive
Identification Section	<input type="checkbox"/> Prescribed Wording Only	<input checked="" type="checkbox"/> Prescribed Wording with Additional Wording		<input type="checkbox"/> Revised Wording
Scope Section	<input checked="" type="checkbox"/> Prescribed Wording Only	<input type="checkbox"/> Prescribed Wording with Additional Wording		<input type="checkbox"/> Revised Wording
Reliance Section	<input type="checkbox"/> Prescribed Wording Only	<input type="checkbox"/> Prescribed Wording with Additional Wording		<input checked="" type="checkbox"/> Revised Wording
Opinion Section	<input type="checkbox"/> Prescribed Wording Only	<input type="checkbox"/> Prescribed Wording with Additional Wording		<input checked="" type="checkbox"/> Revised Wording
Relevant Comments				<input checked="" type="checkbox"/> Revised Wording
<input type="checkbox"/> The Actuarial Memorandum includes “Deviation from Standard” wording regarding conformity with an Actuarial Standard of Practice				

Identification

I, Adrian Rosen, Actuarial Director, am an employee of Elevance Health Inc., and a member of the American Academy of Actuaries. I was appointed on September 24, 2021 in accordance with the requirements of the annual statement instructions for Amerigroup Tennessee, Inc., a subsidiary of Elevance Health. I meet the Academy qualification standards for rendering the opinion.

Scope

I have examined the assumptions and methods used in determining loss reserves, actuarial liabilities, actuarial assets, and related items listed below as shown in the quarterly statement of the organization as prepared for filing with state regulatory officials, as of June 30, 2023.

A. Claims unpaid (Page 3, Line 1)	\$323,846,176
B. Accrued medical incentive pool and bonus payments (Page 3, Line 2)	\$3,109,464
C. Unpaid claims adjustment expenses (Page 3, Line 3)	\$7,550,607
D. Aggregate health policy reserves (Page 3, Line 4) including unearned premium reserves, premium deficiency reserves and additional policy reserves	\$28,152,546
E. Aggregate life policy reserves (Page 3, Line 5)	\$0
F. Property/casualty unearned premium reserves (Page 3, Line 6)	\$0
G. Aggregate health claim reserves (Page 3, Line 7)	\$0
H. Any other loss reserves, actuarial liabilities, or related items presented as liabilities in the quarterly statement	Not Applicable
I. Specified actuarial items presented as assets in the quarterly statement	
1. Actuarial Portion of Rx Rebate Receivables (part of Page 2, Line 24, Column 1)	\$7,259,240
2. CMS - Medicare Final Sweep (part of Page 2, Line 15.3)	\$10,910,995
3. CMS - Medicare Mid-Year Sweep (part of Page 2, Line 15.3)	\$142,889

Reliance

In forming my opinion on Unearned Premium Reserves (part of Aggregate Health Policy Reserves) and Legal Claim Reserves (part of Unpaid Claims), I relied upon data prepared by Vince Scher, Staff VP Investment Programs & Treasurer, and Michelle M. Rothenberg-Williams, Managing Associate General Counsel Senior, Elevance Health Inc., as certified in the attached statements. I evaluated that data for reasonableness and consistency.

In forming my opinion on the estimate of the Enhanced Personal Health Care balances, which is part of Accrued Medical Incentive Pool and Bonus Payments, I relied upon data prepared by Michael Smith, Director, Actuarial Cost of Care & Analytics, Elevance Health Inc., as certified in the attached statements. I evaluated that data for reasonableness and consistency.

In forming my opinion on the Rx Rebate Receivable accrual, I relied upon data prepared by Kristin Roberts, Manager Actuarial Services, PBM Finance & Actuarial, Elevance Health Inc., as certified in the attached statements. I evaluated that data for reasonableness and consistency.

In forming my opinion on Medicare Final Risk Score Settlement accrual, I relied upon data prepared by Jeffrey Reynolds, Director & Actuary III, Medicare Finance, Elevance Health Inc., as certified in the attached statements. I evaluated that data for reasonableness and consistency.

In other respects, my examination included such review of the actuarial assumptions and actuarial methods and of the underlying basic liability records and such tests of the actuarial calculations as I considered necessary. I also reconciled the underlying basic liability records to the Underwriting and Investment Exhibit, Analysis of Claims Unpaid of the company's current quarterly statement.

Opinion

In my opinion, the amounts carried in the balance sheet on account of the items identified above:

- A. Are in accordance with accepted actuarial standards consistently applied and are fairly stated in accordance with sound actuarial principles;
- B. Are based on actuarial assumptions relevant to contract provisions and appropriate to the purpose for which the statement was prepared;
- C. Meet the requirements of the Insurance Laws and regulations of the state of Tennessee, and the loss reserves and actuarial liabilities are at least as great as the minimum aggregate amounts required by the state in which this statement is filed;
- D. Make a good and sufficient provision for all unpaid claims and other actuarial liabilities of the organization under the terms of its contracts and agreements;
- E. Make a reasonable provision for all actuarial assets of the organization under the terms of its contracts and agreements;
- F. On a combined basis, make a reasonable provision for all actuarial assets and actuarial liabilities of the organization under moderately adverse conditions;
- G. Are computed on the basis of assumptions and methods consistent with those used in computing the corresponding items in the annual statement of the preceding year-end; and
- H. Include appropriate provision for all actuarial items that ought to be established.

The Underwriting and Investment Exhibit, Analysis of Claims Unpaid was reviewed for reasonableness and consistency with the applicable Actuarial Standards of Practice.

Actuarial methods, considerations, and analyses used in forming my opinion conform to the relevant Standards of Practice as promulgated from time to time by the Actuarial Standards Board, which standards form the basis of this statement of opinion.

Relevant Comments

The liabilities being valued are mainly short term in nature, have no investment income or interest component, are not discounted for interest, and do not fluctuate with changes in the interest rate environment. As a result, no asset adequacy analysis was performed.

Historical claim payment patterns, which form the basis for the majority of the claims unpaid estimate, were analyzed net of claim recoveries, and I am satisfied that this treatment is reasonable based on past experience, current and reasonably anticipated activities.

My review also included consideration of incentive contracts with service providers and the effect on the reserves. I have not reviewed the financial position of any party related by contract to the Company, including those under a capitation agreement with the Company. I have relied on the opinion of the Company that such parties are in a financial position to meet all liabilities resulting from such contracts.

This opinion has been prepared solely for the Board and management of the Company for filing with insurance regulatory agencies of states in which the Company is licensed.



Adrian Rosen, FSA, MAAA
Elevance Health
740 W. Peachtree St. NW
Atlanta, GA 30308
(404) 343-3008
Adrian.Rosen@elevancehealth.com
August 11, 2023



Investment Assumption Reliance Statement
AMERIGROUP Tennessee, Inc.
For 2023 Actuarial Opinion

I, Vincent E. Scher, Treasurer of **AMERIGROUP Tennessee, Inc.**, hereby affirm that the listings, summaries and analyses relating to the Unearned Premium Reserve balance, prepared for and submitted to **Adrian Rosen, Actuarial Director**, in support of the actuarial opinion for **AMERIGROUP Tennessee, Inc.**, as of June 30, 2023, were prepared in accordance with statutory accounting principles and, to the best of my knowledge and belief, are substantially accurate and complete and are the same as, or derived from, the records and other data which form the basis of the quarterly statement for the period ended June 30, 2023.

DocuSigned by:
Vincent E. Scher
A65A33722D4143E...


Vincent E. Scher
Staff VP Investment Programs & Treasurer
July 5, 2023

Elevance Health, Inc.
220 Virginia Ave
Indianapolis, IN 46204
(317) 488-6004



Reliance Statement
AMERIGROUP Tennessee, Inc.
For 2023 Actuarial Opinion

I, Michelle M. Rothenberg-Williams, Managing Associate General Counsel Senior of Elevance Health, Inc., the ultimate parent company of **AMERIGROUP Tennessee, Inc.**, hereby affirm that the listings, summaries and analyses relating to the Legal Claim Reserve balance, prepared for and submitted to **Adrian Rosen, Actuarial Director**, in support of the actuarial opinion for **AMERIGROUP Tennessee, Inc.**, as of June 30, 2023, were prepared in accordance with generally accepted accounting principles and, to the best of my knowledge and belief, are substantially accurate and complete and the same as, or derived from, the records and other data which form the basis of the quarterly statement for the period ended June 30, 2023.


DocuSigned by:

4B52584A23094C9...
Michelle M. Rothenberg-Williams
Managing Associate General Counsel Senior
July 5, 2023

Elevance Health, Inc.
233 S. Wacker Dr., Suite 3700
Chicago, IL 60606
312-234-7402



Reliance Statement
AMERIGROUP Tennessee, Inc.
For 2023 Actuarial Opinion

I, **Michael Smith, Director, Actuarial Cost of Care & Analytics** of Elevance Health, Inc., the ultimate parent company of **AMERIGROUP Tennessee, Inc.**, hereby affirm that the actuarial analyses relating to the shared savings estimate of the Enhanced Personal Health Care balances prepared for and submitted to **Adrian Rosen, Actuarial Director**, in support of the actuarial opinion for **AMERIGROUP Tennessee, Inc.**, as of June 30, 2023, were prepared under my direction in accordance with statutory accounting principles and, to the best of my knowledge and belief, are substantially accurate and complete.


DocuSigned by:

278DEEB002464A0...
Michael Smith, FSA, MAAA
Director, Actuarial Cost of Care & Analytics
July 5, 2023

Elevance Health, Inc.
108 Leigus Road
Wallingford, CT 06492
Michael.V.Smith@elevancehealth.com
(860) 305-8335



Reliance Statement
Amerigroup Tennessee, Inc.
For 2023 Actuarial Opinion

I, Kristin Roberts, Manager Actuarial Services, PBM Finance & Actuarial of Elevance Health, Inc., the ultimate parent company of **Amerigroup Tennessee, Inc.**, hereby affirm that the analyses relating to the Pharmacy Rebate Receivable balances prepared for and submitted to **Adrian Rosen, Actuarial Director**, in support of the actuarial opinion for **Amerigroup Tennessee, Inc.**, as of June 30, 2023, were prepared under my direction in accordance with generally accepted accounting principles and, to the best of my knowledge and belief, are substantially accurate and complete based on the pharmacy rebates and utilization being modeled.

DocuSigned by:

99C02E73E41B40F...

Kristin Roberts, FSA, MAAA
Manager Actuarial Services, PBM Finance & Actuarial
August 10, 2023

8514 Walden Trace Drive
Indianapolis, IN 46278
Kristin.Roberts@carelon.com
(765) 432-1417

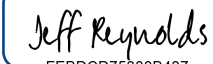


Reliance Statement

AMERIGROUP Tennessee, Inc.

For 2023 Actuarial Opinion

I, **Jeffrey Reynolds, Director & Actuary III, Medicare Finance** of Elevance Health, Inc., the ultimate parent company of **AMERIGROUP Tennessee, Inc.**, hereby affirm that the actuarial analyses relating to the current year estimate of the Medicare Final Risk Score Settlement balances prepared for and submitted to **Adrian Rosen, Actuarial Director**, in support of the actuarial opinion for **AMERIGROUP Tennessee, Inc.**, as of June 30, 2023, were prepared under my direction in accordance with statutory accounting principles and, to the best of my knowledge and belief, are substantially accurate and complete.

DocuSigned by:

FEBDCD75300B437...

Jeffrey Reynolds
Director & Actuary III, Medicare Finance
July 5, 2023

3004 Albrecht Dr.
Prospect, KY 40059
Jeffrey.Reynolds@elevancehealth.com
(502) 381-1362



HEALTH QUARTERLY STATEMENT

AS OF JUNE 30, 2023
OF THE CONDITION AND AFFAIRS OF THE

AMERIGROUP Tennessee, Inc.

NAIC Group Code 0671 0671 NAIC Company Code 12941 Employer's ID Number 20-4776597
(Current) (Prior)

Organized under the Laws of Tennessee, State of Domicile or Port of Entry TN

Country of Domicile United States of America

Licensed as business type: Health Maintenance Organization

Is HMO Federally Qualified? Yes [] No [X]

Incorporated/Organized 04/26/2006 Commenced Business 04/01/2007

Statutory Home Office 22 Century Boulevard, Suite 220, Nashville, TN, US 37214
(Street and Number) (City or Town, State, Country and Zip Code)

Main Administrative Office 5800 Northampton Blvd
(Street and Number)
Norfolk, VA, US 23502 800-331-1476
(City or Town, State, Country and Zip Code) (Area Code) (Telephone Number)

Mail Address 5800 Northampton Blvd, Norfolk, VA, US 23502
(Street and Number or P.O. Box) (City or Town, State, Country and Zip Code)

Primary Location of Books and Records 5800 Northampton Blvd
(Street and Number)
Norfolk, VA, US 23502 800-331-1476
(City or Town, State, Country and Zip Code) (Area Code) (Telephone Number)

Internet Website Address www.elevancehealth.com

Statutory Statement Contact Bette Lou Gronseth, 800-331-1476
(Name) (Area Code) (Telephone Number)
bette.gronseth@elevancehealth.com,
(E-mail Address) (FAX Number)

OFFICERS

President and Chief Executive Officer Natalie Machele Cooper # Secretary Kathleen Susan Kiefer
Treasurer Vincent Edward Scher Vice President Jennifer Ann Dewane

OTHER

Eric (Rick) Kenneth Noble, Assistant Treasurer William Gregory Cannella, Medical Director Kristen Louise Metzger, Chairperson

DIRECTORS OR TRUSTEES

Kristen Louise Metzger Jennifer Ann Dewane William Gregory Cannella
Natalie Machele Cooper #

State of Indiana SS:
County of Marion

The officers of this reporting entity being duly sworn, each depose and say that they are the described officers of said reporting entity, and that on the reporting period stated above, all of the herein described assets were the absolute property of the said reporting entity, free and clear from any liens or claims thereon, except as herein stated, and that this statement, together with related exhibits, schedules and explanations therein contained, annexed or referred to, is a full and true statement of all the assets and liabilities and of the condition and affairs of the said reporting entity as of the reporting period stated above, and of its income and deductions therefrom for the period ended, and have been completed in accordance with the NAIC Annual Statement Instructions and Accounting Practices and Procedures manual except to the extent that: (1) state law may differ; or, (2) that state rules or regulations require differences in reporting not related to accounting practices and procedures, according to the best of their information, knowledge and belief, respectively. Furthermore, the scope of this attestation by the described officers also includes the related corresponding electronic filing with the NAIC, when required, that is an exact copy (except for formatting differences due to electronic filing) of the enclosed statement. The electronic filing may be requested by various regulators in lieu of or in addition to the enclosed statement.

DocuSigned by:

Natalie M Cooper

3CF1A7CF69FB499...

Cooper, Natalie Machele
President/CEO

DocuSigned by:

Vincent E. Scher

A65A33722D4143E...

Vincent Edward Scher
Treasurer

DocuSigned by:

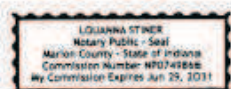
Kathleen Kiefer

D85175EE05784B1...

Kathleen Susan Kiefer
Secretary

Subscribed and sworn to before me this
8th day of August 2023

Louanna Stiner
Louanna Stiner
Executive Admin Assistant
06/29/31



- a. Is this an original filing? Yes [X] No []
b. If no,
1. State the amendment number.....
2. Date filed
3. Number of pages attached.....

STATEMENT AS OF JUNE 30, 2023 OF THE Amerigroup Tennessee, Inc.

ASSETS

	Current Statement Date			4 December 31 Prior Year Net Admitted Assets
	1 Assets	2 Nonadmitted Assets	3 Net Admitted Assets (Cols. 1 - 2)	
1. Bonds	901,054,915		901,054,915	865,068,719
2. Stocks:				
2.1 Preferred stocks			0	0
2.2 Common stocks			0	0
3. Mortgage loans on real estate:				
3.1 First liens			0	0
3.2 Other than first liens.....			0	0
4. Real estate:				
4.1 Properties occupied by the company (less \$ encumbrances)			0	0
4.2 Properties held for the production of income (less \$ encumbrances)			0	0
4.3 Properties held for sale (less \$ encumbrances)			0	0
5. Cash (\$ (9,131,943)), cash equivalents (\$ 8,800,000) and short-term investments (\$ 0)	(331,943)		(331,943)	111,281,555
6. Contract loans (including \$ premium notes)			0	0
7. Derivatives			0	0
8. Other invested assets			0	0
9. Receivables for securities			0	0
10. Securities lending reinvested collateral assets	136,635,851		136,635,851	148,307,343
11. Aggregate write-ins for invested assets	0	0	0	0
12. Subtotals, cash and invested assets (Lines 1 to 11)	1,037,358,823	0	1,037,358,823	1,124,657,617
13. Title plants less \$ charged off (for Title insurers only)			0	0
14. Investment income due and accrued	8,647,198		8,647,198	7,713,031
15. Premiums and considerations:				
15.1 Uncollected premiums and agents' balances in the course of collection	7,708,431		7,708,431	6,724,538
15.2 Deferred premiums, agents' balances and installments booked but deferred and not yet due (including \$ earned but unbilled premiums)			0	0
15.3 Accrued retrospective premiums (\$) and contracts subject to redetermination (\$ 11,053,884)	11,053,884		11,053,884	12,377,149
16. Reinsurance:				
16.1 Amounts recoverable from reinsurers			0	0
16.2 Funds held by or deposited with reinsured companies			0	0
16.3 Other amounts receivable under reinsurance contracts			0	0
17. Amounts receivable relating to uninsured plans	74,782,104		74,782,104	48,114,126
18.1 Current federal and foreign income tax recoverable and interest thereon	11,305,595		11,305,595	13,761,426
18.2 Net deferred tax asset	17,280,449	1,712,612	15,567,837	9,720,569
19. Guaranty funds receivable or on deposit			0	0
20. Electronic data processing equipment and software			0	0
21. Furniture and equipment, including health care delivery assets (\$)	7,193,413	7,193,413	0	0
22. Net adjustment in assets and liabilities due to foreign exchange rates			0	0
23. Receivables from parent, subsidiaries and affiliates			0	0
24. Health care (\$ 8,609,478) and other amounts receivable	25,166,186	16,556,708	8,609,478	6,039,706
25. Aggregate write-ins for other than invested assets	5,483,315	5,482,289	1,026	1,026
26. Total assets excluding Separate Accounts, Segregated Accounts and Protected Cell Accounts (Lines 12 to 25)	1,205,979,398	30,945,022	1,175,034,376	1,229,109,188
27. From Separate Accounts, Segregated Accounts and Protected Cell Accounts			0	0
28. Total (Lines 26 and 27)	1,205,979,398	30,945,022	1,175,034,376	1,229,109,188
DETAILS OF WRITE-INS				
1101.				
1102.				
1103.				
1198. Summary of remaining write-ins for Line 11 from overflow page	0	0	0	0
1199. Totals (Lines 1101 through 1103 plus 1198)(Line 11 above)	0	0	0	0
2501. Prepaid Expenses	5,482,289	5,482,289	0	0
2502. State Income Taxes	1,026	0	1,026	1,026
2503.				
2598. Summary of remaining write-ins for Line 25 from overflow page	0	0	0	0
2599. Totals (Lines 2501 through 2503 plus 2598)(Line 25 above)	5,483,315	5,482,289	1,026	1,026

LIABILITIES, CAPITAL AND SURPLUS

	Current Period			Prior Year
	1 Covered	2 Uncovered	3 Total	4 Total
1. Claims unpaid (less \$ reinsurance ceded)	323,846,176		323,846,176	297,089,932
2. Accrued medical incentive pool and bonus amounts	3,109,464		3,109,464	3,674,407
3. Unpaid claims adjustment expenses	7,550,607		7,550,607	7,536,117
4. Aggregate health policy reserves, including the liability of \$0 for medical loss ratio rebate per the Public Health Service Act	28,152,546		28,152,546	165,564,910
5. Aggregate life policy reserves			0	0
6. Property/casualty unearned premium reserve			0	0
7. Aggregate health claim reserves			0	0
8. Premiums received in advance	74,258,299		74,258,299	959
9. General expenses due or accrued	249,936		249,936	188,238
10.1 Current federal and foreign income tax payable and interest thereon (including \$ on realized gains (losses))			0	0
10.2 Net deferred tax liability			0	0
11. Ceded reinsurance premiums payable			0	0
12. Amounts withheld or retained for the account of others.....	169,554		169,554	147,576
13. Remittances and items not allocated	113,210		113,210	20,961
14. Borrowed money (including \$ current) and interest thereon \$ (including \$ current)			0	0
15. Amounts due to parent, subsidiaries and affiliates	58,482,053		58,482,053	25,303,247
16. Derivatives			0	0
17. Payable for securities			0	1,238,752
18. Payable for securities lending	136,635,851		136,635,851	148,307,343
19. Funds held under reinsurance treaties (with \$ authorized reinsurers, \$ unauthorized reinsurers and \$ certified reinsurers).....			0	0
20. Reinsurance in unauthorized and certified (\$) companies			0	0
21. Net adjustments in assets and liabilities due to foreign exchange rates			0	0
22. Liability for amounts held under uninsured plans	70,754,310		70,754,310	126,514,524
23. Aggregate write-ins for other liabilities (including \$ 76,810,155 current)	78,505,061	0	78,505,061	139,345,413
24. Total liabilities (Lines 1 to 23)	781,827,067	0	781,827,067	914,932,379
25. Aggregate write-ins for special surplus funds	XXX	XXX	0	0
26. Common capital stock	XXX	XXX	1,000	1,000
27. Preferred capital stock	XXX	XXX		
28. Gross paid in and contributed surplus	XXX	XXX	110,809,432	110,809,432
29. Surplus notes	XXX	XXX		
30. Aggregate write-ins for other than special surplus funds	XXX	XXX	0	0
31. Unassigned funds (surplus)	XXX	XXX	282,396,877	203,366,377
32. Less treasury stock, at cost:				
32.1 shares common (value included in Line 26 \$)	XXX	XXX		
32.2 shares preferred (value included in Line 27 \$)	XXX	XXX		
33. Total capital and surplus (Lines 25 to 31 minus Line 32)	XXX	XXX	393,207,309	314,176,809
34. Total liabilities, capital and surplus (Lines 24 and 33)	XXX	XXX	1,175,034,376	1,229,109,188
DETAILS OF WRITE-INS				
2301. Other Premium Liability	37,931,703		37,931,703	91,796,647
2302. Accrued Premium Tax	36,289,732		36,289,732	43,325,646
2303. Escheat Liability	2,341,915		2,341,915	2,011,641
2398. Summary of remaining write-ins for Line 23 from overflow page	1,941,711	0	1,941,711	2,211,479
2399. Totals (Lines 2301 through 2303 plus 2398)(Line 23 above)	78,505,061	0	78,505,061	139,345,413
2501.	XXX	XXX		
2502.	XXX	XXX		
2503.	XXX	XXX		
2598. Summary of remaining write-ins for Line 25 from overflow page	XXX	XXX	0	0
2599. Totals (Lines 2501 through 2503 plus 2598)(Line 25 above)	XXX	XXX	0	0
3001.	XXX	XXX		
3002.	XXX	XXX		
3003.	XXX	XXX		
3098. Summary of remaining write-ins for Line 30 from overflow page	XXX	XXX	0	0
3099. Totals (Lines 3001 through 3003 plus 3098)(Line 30 above)	XXX	XXX	0	0

STATEMENT OF REVENUE AND EXPENSES

	Current Year To Date		Prior Year To Date	Prior Year Ended December 31
	1 Uncovered	2 Total	3 Total	4 Total
1. Member Months	XXX	3,465,276	3,211,956	6,516,864
2. Net premium income (including \$ non-health premium income).....	XXX	1,352,396,983	1,227,839,749	2,473,498,220
3. Change in unearned premium reserves and reserve for rate credits.....	XXX	121,420,464	86,359,896	120,364,391
4. Fee-for-service (net of \$ medical expenses)	XXX			0
5. Risk revenue	XXX	0		0
6. Aggregate write-ins for other health care related revenues	XXX	0	0	0
7. Aggregate write-ins for other non-health revenues	XXX	0	0	0
8. Total revenues (Lines 2 to 7)	XXX	1,473,817,447	1,314,199,645	2,593,862,611
Hospital and Medical:				
9. Hospital/medical benefits		891,065,618	811,014,098	1,607,563,122
10. Other professional services		139,618,511	123,624,846	253,449,558
11. Outside referrals		0		0
12. Emergency room and out-of-area		126,239,590	112,414,518	232,325,950
13. Prescription drugs		12,235,392	11,409,854	16,675,697
14. Aggregate write-ins for other hospital and medical	0	0	0	0
15. Incentive pool, withhold adjustments and bonus amounts		4,320,409	1,712,732	5,280,138
16. Subtotal (Lines 9 to 15)	0	1,173,479,520	1,060,176,048	2,115,294,465
Less:				
17. Net reinsurance recoveries		0		0
18. Total hospital and medical (Lines 16 minus 17)	0	1,173,479,520	1,060,176,048	2,115,294,465
19. Non-health claims (net)		0		
20. Claims adjustment expenses, including \$ 61,451,626 cost containment expenses		77,723,470	70,000,500	140,648,977
21. General administrative expenses		125,342,767	108,730,120	219,832,293
22. Increase in reserves for life and accident and health contracts (including \$ increase in reserves for life only) .		0		0
23. Total underwriting deductions (Lines 18 through 22).....	0	1,376,545,757	1,238,906,668	2,475,775,735
24. Net underwriting gain or (loss) (Lines 8 minus 23)	XXX	97,271,690	75,292,977	118,086,876
25. Net investment income earned		23,012,697	11,863,950	28,148,729
26. Net realized capital gains (losses) less capital gains tax of \$ (2,172,364)		(6,528,426)	(2,833,910)	(7,724,319)
27. Net investment gains (losses) (Lines 25 plus 26)	0	16,484,271	9,030,040	20,424,410
28. Net gain or (loss) from agents' or premium balances charged off [(amount recovered \$) (amount charged off \$ (19,574))].		(19,574)	(53,963)	(84,992)
29. Aggregate write-ins for other income or expenses	0	(1,806)	(8,580)	(17,526)
30. Net income or (loss) after capital gains tax and before all other federal income taxes (Lines 24 plus 27 plus 28 plus 29)	XXX	113,734,581	84,260,474	138,408,768
31. Federal and foreign income taxes incurred	XXX	28,581,534	17,652,164	30,948,552
32. Net income (loss) (Lines 30 minus 31)	XXX	85,153,047	66,608,310	107,460,216
DETAILS OF WRITE-INS				
0601.	XXX			
0602.	XXX			
0603.	XXX			
0698. Summary of remaining write-ins for Line 6 from overflow page	XXX	0	0	0
0699. Totals (Lines 0601 through 0603 plus 0698)(Line 6 above)	XXX	0	0	0
0701.	XXX			
0702.	XXX			
0703.	XXX			
0798. Summary of remaining write-ins for Line 7 from overflow page	XXX	0	0	0
0799. Totals (Lines 0701 through 0703 plus 0798)(Line 7 above)	XXX	0	0	0
1401.				
1402.				
1403.				
1498. Summary of remaining write-ins for Line 14 from overflow page	0	0	0	0
1499. Totals (Lines 1401 through 1403 plus 1498)(Line 14 above)	0	0	0	0
2901. Miscellaneous (expense) income		(1,806)	(8,580)	(17,526)
2902.				
2903.				
2998. Summary of remaining write-ins for Line 29 from overflow page	0	0	0	0
2999. Totals (Lines 2901 through 2903 plus 2998)(Line 29 above)	0	(1,806)	(8,580)	(17,526)

STATEMENT OF REVENUE AND EXPENSES (Continued)

	1 Current Year to Date	2 Prior Year to Date	3 Prior Year Ended December 31
CAPITAL AND SURPLUS ACCOUNT			
33. Capital and surplus prior reporting year.....	314,176,809	367,717,644	367,717,644
34. Net income or (loss) from Line 32	85,153,047	66,608,310	107,460,216
35. Change in valuation basis of aggregate policy and claim reserves	0		
36. Change in net unrealized capital gains (losses) less capital gains tax of \$ 1,066,548	4,012,252	(23,708,886)	(21,782,438)
37. Change in net unrealized foreign exchange capital gain or (loss)			
38. Change in net deferred income tax	6,749,122	781,266	1,803,107
39. Change in nonadmitted assets	(16,883,921)	(6,160,466)	(7,121,720)
40. Change in unauthorized and certified reinsurance	0	0	0
41. Change in treasury stock	0	0	0
42. Change in surplus notes	0	0	0
43. Cumulative effect of changes in accounting principles.....	0		
44. Capital Changes:			
44.1 Paid in	0		0
44.2 Transferred from surplus (Stock Dividend).....	0	0	0
44.3 Transferred to surplus.....	0		
45. Surplus adjustments:			
45.1 Paid in	0	0	0
45.2 Transferred to capital (Stock Dividend)	0		
45.3 Transferred from capital	0		
46. Dividends to stockholders	0	(133,900,000)	(133,900,000)
47. Aggregate write-ins for gains or (losses) in surplus	0	0	0
48. Net change in capital & surplus (Lines 34 to 47)	79,030,500	(96,379,776)	(53,540,835)
49. Capital and surplus end of reporting period (Line 33 plus 48)	393,207,309	271,337,868	314,176,809
DETAILS OF WRITE-INS			
4701.		0	
4702.			
4703.			
4798. Summary of remaining write-ins for Line 47 from overflow page	0	0	0
4799. Totals (Lines 4701 through 4703 plus 4798)(Line 47 above)	0	0	0

STATEMENT AS OF JUNE 30, 2023 OF THE Amerigroup Tennessee, Inc.

CASH FLOW

	1 Current Year To Date	2 Prior Year To Date	3 Prior Year Ended December 31
Cash from Operations			
1. Premiums collected net of reinsurance	1,411,001,795	1,223,284,988	2,510,747,670
2. Net investment income	22,642,451	13,314,515	29,720,222
3. Miscellaneous income	0	0	0
4. Total (Lines 1 to 3)	1,433,644,246	1,236,599,503	2,540,467,892
5. Benefit and loss related payments	1,155,549,115	1,020,915,995	2,040,026,879
6. Net transfers to Separate Accounts, Segregated Accounts and Protected Cell Accounts			
7. Commissions, expenses paid and aggregate write-ins for deductions	292,496,400	102,711,697	266,332,862
8. Dividends paid to policyholders			
9. Federal and foreign income taxes paid (recovered) net of \$ (2,172,364) tax on capital gains (losses)	23,953,339	11,988,946	37,302,699
10. Total (Lines 5 through 9)	1,471,998,854	1,135,616,638	2,343,662,440
11. Net cash from operations (Line 4 minus Line 10)	(38,354,608)	100,982,865	196,805,452
Cash from Investments			
12. Proceeds from investments sold, matured or repaid:			
12.1 Bonds	123,078,254	96,074,006	195,965,424
12.2 Stocks	0	0	0
12.3 Mortgage loans	0	0	0
12.4 Real estate	0	0	0
12.5 Other invested assets	0	0	0
12.6 Net gains or (losses) on cash, cash equivalents and short-term investments	3,655	(18,356)	160
12.7 Miscellaneous proceeds	11,671,492	0	1,238,754
12.8 Total investment proceeds (Lines 12.1 to 12.7)	134,753,401	96,055,650	197,204,338
13. Cost of investments acquired (long-term only):			
13.1 Bonds	163,233,150	150,905,538	280,574,375
13.2 Stocks	0	0	0
13.3 Mortgage loans	0	0	0
13.4 Real estate	0	0	0
13.5 Other invested assets	0	0	0
13.6 Miscellaneous applications	1,238,752	20,032,150	22,888,627
13.7 Total investments acquired (Lines 13.1 to 13.6)	164,471,902	170,937,688	303,463,002
14. Net increase (or decrease) in contract loans and premium notes	0	0	0
15. Net cash from investments (Line 12.8 minus Line 13.7 and Line 14)	(29,718,501)	(74,882,038)	(106,258,664)
Cash from Financing and Miscellaneous Sources			
16. Cash provided (applied):			
16.1 Surplus notes, capital notes	0	0	0
16.2 Capital and paid in surplus, less treasury stock	0	0	0
16.3 Borrowed funds	0	0	0
16.4 Net deposits on deposit-type contracts and other insurance liabilities	0	0	0
16.5 Dividends to stockholders	0	133,900,000	133,900,000
16.6 Other cash provided (applied)	(43,540,389)	72,287,674	116,191,025
17. Net cash from financing and miscellaneous sources (Line 16.1 through Line 16.4 minus Line 16.5 plus Line 16.6)	(43,540,389)	(61,612,326)	(17,708,975)
RECONCILIATION OF CASH, CASH EQUIVALENTS AND SHORT-TERM INVESTMENTS			
18. Net change in cash, cash equivalents and short-term investments (Line 11, plus Lines 15 and 17)	(111,613,498)	(35,511,499)	72,837,813
19. Cash, cash equivalents and short-term investments:			
19.1 Beginning of year	111,281,555	38,443,742	38,443,742
19.2 End of period (Line 18 plus Line 19.1)	(331,943)	2,932,243	111,281,555
Note: Supplemental disclosures of cash flow information for non-cash transactions:			
20.0001. Depreciation	51,683	135,912	366,644

STATEMENT AS OF JUNE 30, 2023 OF THE Amerigroup Tennessee, Inc.

EXHIBIT OF PREMIUMS, ENROLLMENT AND UTILIZATION

	1 Total	Comprehensive (Hospital & Medical)		4 Medicare Supplement	5 Vision Only	6 Dental Only	7 Federal Employees Health Benefits Plan	8 Title XVIII Medicare	9 Title XIX Medicaid	10 Credit A&H	11 Disability Income	12 Long-Term Care	13 Other Health	14 Other Non-Health
		2 Individual	3 Group											
Total Members at end of:														
1. Prior Year	559,891	13,371	0	0	0	0	0	29,732	516,788	0	0	0	0	0
2. First Quarter	577,430	13,894	0	0	0	0	0	37,902	525,634	0	0	0	0	0
3. Second Quarter	578,674	12,476						41,415	524,783					
4. Third Quarter	0													
5. Current Year	0													
6. Current Year Member Months	3,465,276	79,612						231,081	3,154,583					
Total Member Ambulatory Encounters for Period:														
7. Physician	1,352,446	24,554						335,147	992,745					
8. Non-Physician	2,857,806	36,610						460,763	2,360,433					
9. Total	4,210,252	61,164	0	0	0	0	0	795,910	3,353,178	0	0	0	0	0
10. Hospital Patient Days Incurred	258,666	3,832						54,320	200,514					
11. Number of Inpatient Admissions	35,846	1,271						7,265	27,310					
12. Health Premiums Written (a)	1,352,396,983	9,253,611						342,959,963	1,000,183,409					
13. Life Premiums Direct	0													
14. Property/Casualty Premiums Written	0													
15. Health Premiums Earned.....	1,473,817,447	15,333,420						339,988,340	1,118,495,687					
16. Property/Casualty Premiums Earned	0													
17. Amount Paid for Provision of Health Care Services.....	1,147,288,219	12,831,720						264,428,245	870,028,254					
18. Amount Incurred for Provision of Health Care Services	1,173,479,520	13,211,015						278,450,507	881,817,998					

(a) For health premiums written: amount of Medicare Title XVIII exempt from state taxes or fees \$ 342,959,963

UNDERWRITING AND INVESTMENT EXHIBIT

ANALYSIS OF CLAIMS UNPAID - PRIOR YEAR - NET OF REINSURANCE

Line of Business	Claims Paid Year to Date		Liability End of Current Quarter		5 Claims Incurred in Prior Years (Columns 1 + 3)	6 Estimated Claim Reserve and Claim Liability December 31 of Prior Year
	1 On Claims Incurred Prior to January 1 of Current Year	2 On Claims Incurred During the Year	3 On Claims Unpaid Dec. 31 of Prior Year	4 On Claims Incurred During the Year		
1. Comprehensive (hospital and medical) individual	2,286,270	10,554,530	427,676	3,487,015	2,713,946	3,535,286
2. Comprehensive (hospital and medical) group	0	0	0	0	0	0
3. Medicare Supplement	0	0	0	0	0	0
4. Dental Only	0	0	0	0	0	0
5. Vision Only	0	0	0	0	0	0
6. Federal Employees Health Benefits Plan	0	0	0	0	0	0
7. Title XVIII - Medicare	36,830,241	232,572,023	809,992	50,835,425	37,640,233	36,432,704
8. Title XIX - Medicaid	189,293,470	696,032,519	31,454,335	236,831,733	220,747,805	257,121,942
9. Credit A&H	0	0	0	0	0	0
10. Disability Income	0	0	0	0	0	0
11. Long-term care	0	0	0	0	0	0
12. Other health	0	0	0	0	0	0
13. Health subtotal (Lines 1 to 12)	228,409,981	939,159,072	32,692,003	291,154,173	261,101,984	297,089,932
14. Health care receivables (a)	13,001,353	12,164,833	0	0	13,001,353	0
15. Other non-health	0	0	0	0	0	0
16. Medical incentive pools and bonus amounts	3,018,003	1,867,349	1,996,443	1,113,021	5,014,446	3,674,407
17. Totals (Lines 13 - 14 + 15 + 16)	218,426,631	928,861,588	34,688,446	292,267,194	253,115,077	300,764,339

(a) Excludes \$ 0 loans or advances to providers not yet expensed.

STATEMENT AS OF June 30, 2023 OF THE AMERIGROUP Tennessee, Inc.
NOTES TO FINANCIAL STATEMENTS

For the purposes of the quarterly interim financial information, it is presumed that the users of the interim financial information have read or have access to the Annual Statement as of December 31, 2022. This presentation addresses only significant events occurring since the last Annual Statement.

1. Summary of Significant Accounting Policies and Going Concern

A. Accounting Practices

The accompanying financial statements of AMERIGROUP Tennessee, Inc. (the “Company”) have been prepared in conformity with the National Association of Insurance Commissioners’ (“NAIC”) *Annual Statement Instructions* and in accordance with accounting practices prescribed by the NAIC *Accounting Practices and Procedures Manual* (“NAIC SAP”), subject to any deviations prescribed or permitted by the Tennessee Department of Commerce and Insurance (the “TDCI”).

A reconciliation of the Company’s net income and capital and surplus between NAIC SAP and practices prescribed and permitted by the TDCI is shown below:

	<u>SSAP #</u>	<u>F/S Page</u>	<u>F/S Line #</u>	<u>June 30, 2023</u>	<u>December 31, 2021</u>
<u>Net Income</u>					
(1) AMERIGROUP Tennessee, Inc. state basis (Page 4, Line 32, Columns 2 & 4)	XXX	XXX	XXX	\$ 85,153,047	\$ 107,460,216
(2) State Prescribed Practices that is an increase/(decrease) from NAIC SAP:	_____	_____	_____	_____	_____
(3) State Permitted Practices that is an increase/(decrease) from NAIC SAP:	_____	_____	_____	_____	_____
(4) NAIC SAP (1-2-3=4)	XXX	XXX	XXX	<u>\$ 85,153,047</u>	<u>\$ 107,460,216</u>
<u>Surplus</u>					
(5) AMERIGROUP Tennessee, Inc. state basis (Page 3, Line 33, Columns 3 & 4)	XXX	XXX	XXX	\$ 393,207,309	\$ 314,176,809
(6) State Prescribed Practices that is an increase/(decrease) from NAIC SAP:	_____	_____	_____	_____	_____
(7) State Permitted Practices that is an increase/(decrease) from NAIC SAP:	_____	_____	_____	_____	_____
(8) NAIC SAP (5-6-7=8)	XXX	XXX	XXX	<u>\$ 393,207,309</u>	<u>\$ 314,176,809</u>

B. Use of Estimates in the Preparation of the Financial Statements

No significant change.

C. Accounting Policies

(1) No significant change.

STATEMENT AS OF June 30, 2023 OF THE AMERIGROUP Tennessee, Inc.
NOTES TO FINANCIAL STATEMENTS

(2) Investment grade bonds not backed by other loans are stated at amortized cost, with amortization calculated based on the modified scientific method, using lower of yield to call or yield to maturity. Non-investment grade bonds are stated at the lower of amortized cost or fair value as determined by various third-party pricing sources.

(3) - (5) No significant change.

(6) Loan-backed securities are stated at amortized cost. Pre-payment assumptions for loan-backed securities and structured securities were obtained from broker-dealer survey values or internal estimates. These assumptions are consistent with the current interest rate and economic environment. The retrospective adjustment method is used to value all loan-backed securities. Non-investment grade loan-backed securities are stated at the lower of amortized cost or fair value.

(7) - (14) No significant change.

D. Going Concern

Not applicable.

2. Accounting Changes and Corrections of Errors

Not applicable.

3. Business Combinations and Goodwill

Not applicable.

4. Discontinued Operations

Not applicable.

5. Investments

A. - C.

Not applicable.

D. Loan-Backed Securities

1. Prepayment assumptions for single-class and multi-class mortgage-backed and asset-backed securities were obtained from broker-dealer survey values or internal estimates. The Company used various third-party pricing sources in determining the market value of its loan-backed securities.
2. The Company did not recognize other-than-temporary impairments ("OTTI") on its loan-backed securities during the six months ended June 30, 2023.
3. The Company did not recognize OTTI on its loan-backed securities at June 30, 2023.

STATEMENT AS OF June 30, 2023 OF THE AMERIGROUP Tennessee, Inc.
NOTES TO FINANCIAL STATEMENTS

4. All impaired securities (fair value is less than cost or amortized cost) for which an OTTI has not been recognized in earnings as a realized loss (including securities with a recognized OTTI for non-interest related declines when a non-recognized interest related impairment remains):

a. The aggregate amount of unrealized losses:				
	1.	Less than 12 Months	\$	(1,932,851)
	2.	12 Months or Longer	\$	(14,550,615)
b. The aggregate related fair value of securities with unrealized losses:				
	1.	Less than 12 Months	\$	107,101,949
	2.	12 Months or Longer	\$	172,724,165

5. The Company's bond portfolio is sensitive to interest rate fluctuations, which impact the fair value of individual securities. Unrealized losses on bonds were primarily caused by the effects of the interest rate environment and the widening of credit spreads on certain securities. The Company currently has the ability and intent to hold these securities until their full cost can be recovered. Therefore, the Company does not believe the unrealized losses represent an OTTI at June 30, 2023.

E. Dollar Repurchase Agreements and/or Securities Lending Transactions

1. Not applicable.
2. No significant change.
3. Collateral Received
 - a. No significant change.
 - b. The fair value of that collateral and of the portion of that collateral that it has sold or repledged \$ 136,692,829
 - c. No significant change.
4. Not applicable.
5. No significant change.
6. Not applicable.
7. Not applicable.

F. Repurchase Agreements Transactions Accounted for as Secured Borrowing

The Company did not enter into repurchase agreement transactions accounted for as secured borrowing at June 30, 2023.

G. Reverse Repurchase Agreements Transactions Accounted for as Secured Borrowing

The Company did not enter into reverse repurchase agreement transactions accounted for as a secured borrowing at June 30, 2023.

H. Repurchase Agreements Transactions Accounted for as a Sale

The Company did not enter into repurchase agreement transactions accounted for as a sale at June 30, 2023.

I. Reverse Repurchase Agreements Transactions Accounted for as a Sale

The Company did not enter into reverse repurchase agreement transactions accounted for as a sale at June 30, 2023.

STATEMENT AS OF June 30, 2023 OF THE AMERIGROUP Tennessee, Inc.
NOTES TO FINANCIAL STATEMENTS

J. Real Estate

Not applicable.

K. Investments in Low-Income Housing Tax Credits

Not applicable.

L. Restricted Assets

No significant change.

M. Working Capital Finance Investments

Not applicable.

N. Offsetting and Netting of Assets and Liabilities

The Company had no netted assets and liabilities at June 30, 2023.

O. 5GI Securities

The Company has no 5GI Securities as of June 30, 2023.

P. Short Sales

The Company did not have any short sales at June 30, 2023.

Q. Prepayment Penalty and Acceleration Fees

	General Account
(1) Number of CUSIPs	3
(2) Aggregate Amount of Investment Income \$	10,632

R. Reporting Entity's Share of Cash Pool by Asset Type

The Company did not participate in a cash pool at June 30, 2023.

6. Joint Ventures, Partnerships and Limited Liability Companies

Not applicable.

7. Investment Income

No significant change.

8. Derivative Instruments

Not applicable.

9. Income Taxes

No significant change.

STATEMENT AS OF June 30, 2023 OF THE AMERIGROUP Tennessee, Inc.
NOTES TO FINANCIAL STATEMENTS

10. Information Concerning Parent, Subsidiaries, Affiliates and Other Related Parties

A. Nature of the Relationship

No significant change.

B. Significant Transactions for the Period

No significant change.

C. Transactions with Related Parties who are not Reported on Schedule Y

No significant change.

D. Amounts Due to or from Related Parties

At June 30, 2023, the Company reported no amounts due from affiliates and \$58,482,053 due to affiliates. The payable balance represents intercompany transactions that will be settled in accordance with the settlement terms of the intercompany agreement.

E. - O.

No significant change.

11. Debt

Not applicable.

12. Retirement Plans, Deferred Compensation, Postemployment Benefits and Compensated Absences and Other Postretirement Benefit Plans

A. Defined Benefit Plan

Not applicable.

B. Not applicable.

C. Not applicable.

D. Not applicable.

E. Defined Contribution Plans

Not applicable.

F. Multiemployer Plans

The Company does not participate in a multiemployer plan.

G. Consolidated/Holding Company Plans

No significant change.

H. Post Employment Benefits and Compensated Absences

Not applicable.

STATEMENT AS OF June 30, 2023 OF THE AMERIGROUP Tennessee, Inc.
NOTES TO FINANCIAL STATEMENTS

I. Impact of Medicare Modernization Act on Postretirement Benefits (INT 04-17)

Not applicable.

13. Capital and Surplus, Shareholders' Dividend Restrictions and Quasi-Reorganizations

No significant change.

14. Liabilities, Contingencies and Assessments

A. - F.

No significant change.

15. Leases

No significant change.

16. Information About Financial Instruments With Off-Balance Sheet Risk and Financial Instruments With Concentrations of Credit Risk

Not applicable.

17. Sale, Transfer and Servicing of Financial Assets and Extinguishments of Liabilities

A. Transfers of Receivables Reported as Sales

Not applicable.

B. Transfer and Servicing of Financial Assets

(1) The Company participates in a securities lending program whereby marketable securities in its investment portfolio are transferred to independent brokers or dealers. At June 30, 2023 the fair value of securities loaned was \$133,614,062 and the carrying value of securities loaned was \$134,823,105.

(2) - (7) Not applicable.

C. Wash Sales

1. In the course of the Company's asset management, securities may be sold and reacquired within 30 days of the sale date to enhance the yield on the investments.
2. At June 30, 2023, there were no wash sales involving securities with an NAIC designation of 3 or below or unrated.

18. Gain or Loss to the Reporting Entity from Uninsured Plans and the Uninsured Portion of Partially Insured Plans

A. Administrative Services Only Plans

No significant change.

B. Administrative Services Contract Plans

No significant change.

STATEMENT AS OF June 30, 2023 OF THE AMERIGROUP Tennessee, Inc.
NOTES TO FINANCIAL STATEMENTS

C. Medicare or Other Similarly Structured Cost-Based Reimbursement Contract

No significant change.

19. Direct Premium Written/Produced by Managing General Agents/Third Party Administrators

Not applicable.

20. Fair Value Measurements

A.

(1) Fair Value Measurement at Reporting Date

Description for each class of asset or liability	(Level 1)	(Level 2)	(Level 3)	Net Asset Value ("NAV")	Total
Bonds					
Industrial and miscellaneous	\$ —	\$184,932,958	\$ —	\$ —	\$184,932,958
Hybrid securities	—	917,135	—	—	917,135
Total bonds	\$ —	\$185,850,093	\$ —	\$ —	\$185,850,093
Total assets at fair value	\$ —	\$185,850,093	\$ —	\$ —	\$185,850,093

(2) There are no investments in Level 3 as of June 30, 2023.

(3) The Company's policy is to recognize transfers between Levels, if any, as of the beginning of the reporting period.

(4) Fair values of bonds are based on quoted market prices, where available. These fair values are obtained primarily from third party pricing services, which generally use Level 1 or Level 2 inputs, for the determination of fair value to facilitate fair value measurements and disclosures. Level 2 securities primarily include United States government securities, corporate securities, securities from states, municipalities and political subdivisions, mortgage-backed securities and certain other asset-backed securities. For securities not actively traded, the pricing services may use quoted market prices of comparable instruments or discounted cash flow analyses, incorporating inputs that are currently observable in the markets for similar securities. Inputs that are often used in the valuation methodologies include, but are not limited to, broker quotes, benchmark yields, credit spreads, default rates and prepayment speeds. The Company has controls in place to review the pricing services' qualifications and procedures used to determine fair values. In addition, the Company periodically reviews the pricing services' pricing methodologies, data sources and pricing inputs to ensure the fair values obtained are reasonable.

Certain bonds, primarily corporate debt securities, are designated Level 3. For these securities, the valuation methodologies may incorporate broker quotes or discounted cash flow analyses using assumptions for inputs such as expected cash flows, benchmark yields, credit spreads, default rates and prepayment speeds that are not observable in the markets.

Cash equivalents primarily consist of highly rated money market funds or bonds with original maturities of three months or less. Due to the high ratings and short-term nature, these investments are designated as Level 1. The Company also holds bonds purchased with less than three months to maturity. Fair value of these bonds are based on quoted market prices obtained from third party pricing services which generally use Level 1 or Level 2 inputs.

STATEMENT AS OF June 30, 2023 OF THE AMERIGROUP Tennessee, Inc.
NOTES TO FINANCIAL STATEMENTS

There have been no significant changes in the valuation techniques during the current period.

B. Fair Value Measurements Under Other Accounting Pronouncements

Not applicable.

C. Financial Instruments

Type of Financial Instrument	Aggregate Fair Value	Admitted Assets	(Level 1)	(Level 2)	(Level 3)	Net Asset Value ("NAV")	Not Practicable (Carrying Value)
Bonds	\$ 860,337,790	\$ 901,054,915	\$ —	\$ 860,337,790	\$ —	\$ —	\$ —
Cash equivalents	8,800,000	8,800,000	—	8,800,000	—	—	—
Securities Lending Collateral	136,692,829	136,635,851	—	136,692,829	—	—	—

D. Not Practicable to Estimate Fair Value

There are no financial instruments that were not practicable to estimate at fair value.

E. Investments Measured at Net Asset Value

The Company has no investments measured at net asset value.

21. Other Items

A. - E.

No significant change.

F. Subprime Mortgage-Related Risk Exposure

(1) The Company's investment strategy of providing safety and preservation of capital, sufficient liquidity to meet cash flow requirements and the attainment of a competitive after-tax investment return is supported by a well diversified portfolio consisting of many different types of investments. The portion of the Company's investment portfolio with subprime mortgage-related risk exposure is relatively small in comparison to the overall investment portfolio, and consists mainly of investment grade securities with no exposure to collateralized debt obligations. All mortgage related investments are monitored closely as part of the quarterly investment review performed by the Elevance Health Investment Impairment Review Committee.

(2) The Company did not carry investments in subprime mortgage loans in its portfolio at June 30, 2023.

STATEMENT AS OF June 30, 2023 OF THE AMERIGROUP Tennessee, Inc.
NOTES TO FINANCIAL STATEMENTS

(3) At June 30, 2023, the Company's subprime mortgage-related risk exposure is detailed below:

	Actual Cost	Book/ Adjusted Carrying Value (excluding interest)	Fair Value	Other-Than- Temporary Impairment Losses Recognized
a. Residential mortgage-backed securities	\$ 460,230	\$ 464,180	\$ 462,107	\$ —
b. Commercial mortgage-backed securities	—	—	—	—
c. Collateralized debt obligations	—	—	—	—
d. Structured securities	2,336,233	2,334,543	2,276,110	—
e. Equity investments in SCAs	—	—	—	—
f. Other assets	—	—	—	—
g. Total	\$ 2,796,463	\$ 2,798,723	\$ 2,738,217	\$ —

(4) The Company did not underwrite Mortgage Guaranty or Financial Guaranty insurance coverage at June 30, 2023.

G. Retained Assets

No significant change.

H. Insurance-Linked Securities Contracts

Not applicable.

I. The Amount That Could Be Realized on Life Insurance Where the Reporting Entity is Owner and Beneficiary or Has Otherwise Obtained Rights to Control the Policy

No significant change.

22. Events Subsequent

Effective July 19, 2023, AMERIGROUP Tennessee, Inc. changed its name to Wellpoint Tennessee, Inc. in the State of Tennessee.

Subsequent events have been considered through August 10, 2023 for the statutory statement issued on August 11, 2023. There were no events occurring subsequent to June 30, 2023 requiring recognition or disclosure.

23. Reinsurance

Not applicable.

24. Retrospectively Rated Contracts & Contracts Subject to Redetermination

A. - D.

No significant change.

STATEMENT AS OF June 30, 2023 OF THE AMERIGROUP Tennessee, Inc.
NOTES TO FINANCIAL STATEMENTS

E. Risk Sharing Provisions of the Affordable Care Act ("ACA")

(1) Did the reporting entity write accident and health insurance premium that is subject to the Affordable Care Act risk sharing provisions (YES/NO)? No

(2) Impact of Risk-Sharing Provisions of the Affordable Care Act on Admitted Assets, Liabilities and Revenue for the Current Year.

Not applicable.

(3) Roll-forward of prior year ACA risk-sharing provisions for the following asset (gross of any nonadmission) and liability balances, along with the reasons for adjustments to prior year balance.

Not applicable.

(4) Roll-forward of Risk Corridors Asset and Liability Balances by Program Benefit Year.

Not applicable.

(5) ACA Risk Corridors Receivable as of Reporting Date.

Not applicable.

25. Change in Incurred Claims and Claim Adjustment Expenses

A. The estimated cost of claims and claim adjustment expense attributable to insured events of prior years decreased by \$38,748,746 during 2023. This is approximately 12.6% of unpaid claims and claim adjustment expenses of \$308,300,456 as of December 31, 2022. The redundancy reflects the decreases in estimated claims and claims adjustment expenses as a result of claims payment during the year, and as additional information is received regarding claims incurred prior to 2023. Recent claim development trends are also taken into account in evaluating the overall adequacy of unpaid claims and unpaid claim adjustment expense.

B. There were no significant changes in methodologies and assumptions used in calculating the liability for unpaid losses and loss adjustment expenses.

26. Intercompany Pooling Arrangements

Not applicable.

27. Structured Settlements

Not applicable.

28. Health Care Receivables

No significant change.

29. Participating Policies

Not applicable.

30. Premium Deficiency Reserves

The Company did not record any premium deficiency reserves at June 30, 2023.

STATEMENT AS OF June 30, 2023 OF THE AMERIGROUP Tennessee, Inc.
NOTES TO FINANCIAL STATEMENTS

31. Anticipated Salvage and Subrogation

No significant change.

GENERAL INTERROGATORIES

PART 1 - COMMON INTERROGATORIES

GENERAL

- 1.1 Did the reporting entity experience any material transactions requiring the filing of Disclosure of Material Transactions with the State of Domicile, as required by the Model Act? Yes [] No [X]
- 1.2 If yes, has the report been filed with the domiciliary state? Yes [] No []
- 2.1 Has any change been made during the year of this statement in the charter, by-laws, articles of incorporation, or deed of settlement of the reporting entity? Yes [] No [X]
- 2.2 If yes, date of change:
- 3.1 Is the reporting entity a member of an Insurance Holding Company System consisting of two or more affiliated persons, one or more of which is an insurer? Yes [X] No []
If yes, complete Schedule Y, Parts 1 and 1A.
- 3.2 Have there been any substantial changes in the organizational chart since the prior quarter end? Yes [] No [X]
- 3.3 If the response to 3.2 is yes, provide a brief description of those changes.
.....
- 3.4 Is the reporting entity publicly traded or a member of a publicly traded group? Yes [X] No []
- 3.5 If the response to 3.4 is yes, provide the CIK (Central Index Key) code issued by the SEC for the entity/group. 0001156039
- 4.1 Has the reporting entity been a party to a merger or consolidation during the period covered by this statement? Yes [] No [X]
- 4.2 If yes, provide the name of the entity, NAIC Company Code, and state of domicile (use two letter state abbreviation) for any entity that has ceased to exist as a result of the merger or consolidation.

1 Name of Entity	2 NAIC Company Code	3 State of Domicile

- 5. If the reporting entity is subject to a management agreement, including third-party administrator(s), managing general agent(s), attorney-in-fact, or similar agreement, have there been any significant changes regarding the terms of the agreement or principals involved? Yes [] No [X] N/A []
If yes, attach an explanation.
.....
- 6.1 State as of what date the latest financial examination of the reporting entity was made or is being made. 12/31/2022
- 6.2 State the as of date that the latest financial examination report became available from either the state of domicile or the reporting entity. This date should be the date of the examined balance sheet and not the date the report was completed or released. 12/31/2018
- 6.3 State as of what date the latest financial examination report became available to other states or the public from either the state of domicile or the reporting entity. This is the release date or completion date of the examination report and not the date of the examination (balance sheet date). 12/19/2019
- 6.4 By what department or departments?
State of Tennessee Department of Commerce and Insurance, TennCare Division
- 6.5 Have all financial statement adjustments within the latest financial examination report been accounted for in a subsequent financial statement filed with Departments? Yes [] No [] N/A [X]
- 6.6 Have all of the recommendations within the latest financial examination report been complied with? Yes [] No [] N/A [X]
- 7.1 Has this reporting entity had any Certificates of Authority, licenses or registrations (including corporate registration, if applicable) suspended or revoked by any governmental entity during the reporting period? Yes [] No [X]
- 7.2 If yes, give full information:
.....
- 8.1 Is the company a subsidiary of a bank holding company regulated by the Federal Reserve Board? Yes [] No [X]
- 8.2 If response to 8.1 is yes, please identify the name of the bank holding company.
.....
- 8.3 Is the company affiliated with one or more banks, thrifts or securities firms? Yes [] No [X]
- 8.4 If response to 8.3 is yes, please provide below the names and location (city and state of the main office) of any affiliates regulated by a federal regulatory services agency [i.e. the Federal Reserve Board (FRB), the Office of the Comptroller of the Currency (OCC), the Federal Deposit Insurance Corporation (FDIC) and the Securities Exchange Commission (SEC)] and identify the affiliate's primary federal regulator.

1 Affiliate Name	2 Location (City, State)	3 FRB	4 OCC	5 FDIC	6 SEC

GENERAL INTERROGATORIES

- 9.1 Are the senior officers (principal executive officer, principal financial officer, principal accounting officer or controller, or persons performing similar functions) of the reporting entity subject to a code of ethics, which includes the following standards? Yes [] No []
- (a) Honest and ethical conduct, including the ethical handling of actual or apparent conflicts of interest between personal and professional relationships;
- (b) Full, fair, accurate, timely and understandable disclosure in the periodic reports required to be filed by the reporting entity;
- (c) Compliance with applicable governmental laws, rules and regulations;
- (d) The prompt internal reporting of violations to an appropriate person or persons identified in the code; and
- (e) Accountability for adherence to the code.
- 9.11 If the response to 9.1 is No, please explain:
.....
- 9.2 Has the code of ethics for senior managers been amended? Yes [] No []
- 9.21 If the response to 9.2 is Yes, provide information related to amendment(s).
.....
- 9.3 Have any provisions of the code of ethics been waived for any of the specified officers? Yes [] No []
- 9.31 If the response to 9.3 is Yes, provide the nature of any waiver(s).
.....

FINANCIAL

- 10.1 Does the reporting entity report any amounts due from parent, subsidiaries or affiliates on Page 2 of this statement? Yes [] No []
- 10.2 If yes, indicate any amounts receivable from parent included in the Page 2 amount: \$ 0

INVESTMENT

- 11.1 Were any of the stocks, bonds, or other assets of the reporting entity loaned, placed under option agreement, or otherwise made available for use by another person? (Exclude securities under securities lending agreements.) Yes [] No []
- 11.2 If yes, give full and complete information relating thereto:
.....
12. Amount of real estate and mortgages held in other invested assets in Schedule BA: \$ 0
13. Amount of real estate and mortgages held in short-term investments: \$ 0
- 14.1 Does the reporting entity have any investments in parent, subsidiaries and affiliates? Yes [] No []
- 14.2 If yes, please complete the following:
- | | 1
Prior Year-End
Book/Adjusted
Carrying Value | 2
Current Quarter
Book/Adjusted
Carrying Value |
|---|--|---|
| 14.21 Bonds | \$ 0 | \$ 0 |
| 14.22 Preferred Stock | \$ 0 | \$ 0 |
| 14.23 Common Stock | \$ 0 | \$ 0 |
| 14.24 Short-Term Investments | \$ 0 | \$ 0 |
| 14.25 Mortgage Loans on Real Estate | \$ 0 | \$ 0 |
| 14.26 All Other | \$ 0 | \$ 0 |
| 14.27 Total Investment in Parent, Subsidiaries and Affiliates (Subtotal Lines 14.21 to 14.26) | \$ 0 | \$ 0 |
| 14.28 Total Investment in Parent included in Lines 14.21 to 14.26 above | \$ 0 | \$ 0 |
- 15.1 Has the reporting entity entered into any hedging transactions reported on Schedule DB? Yes [] No []
- 15.2 If yes, has a comprehensive description of the hedging program been made available to the domiciliary state? Yes [] No [] N/A []
If no, attach a description with this statement.
.....
16. For the reporting entity's security lending program, state the amount of the following as of the current statement date:
- 16.1 Total fair value of reinvested collateral assets reported on Schedule DL, Parts 1 and 2. \$ 136,692,829
- 16.2 Total book/adjusted carrying value of reinvested collateral assets reported on Schedule DL, Parts 1 and 2 \$ 136,635,851
- 16.3 Total payable for securities lending reported on the liability page. \$ 136,635,851

GENERAL INTERROGATORIES

17. Excluding items in Schedule E - Part 3 - Special Deposits, real estate, mortgage loans and investments held physically in the reporting entity's offices, vaults or safety deposit boxes, were all stocks, bonds and other securities, owned throughout the current year held pursuant to a custodial agreement with a qualified bank or trust company in accordance with Section 1, III - General Examination Considerations, F. Outsourcing of Critical Functions, Custodial or Safekeeping Agreements of the NAIC Financial Condition Examiners Handbook? Yes [] No []
- 17.1 For all agreements that comply with the requirements of the NAIC Financial Condition Examiners Handbook, complete the following:

1 Name of Custodian(s)	2 Custodian Address
JP Morgan Chase Bank, N.A	383 Madison Ave, New York, NY 10179

- 17.2 For all agreements that do not comply with the requirements of the NAIC Financial Condition Examiners Handbook, provide the name, location and a complete explanation:

1 Name(s)	2 Location(s)	3 Complete Explanation(s)
.....

- 17.3 Have there been any changes, including name changes, in the custodian(s) identified in 17.1 during the current quarter? Yes [] No []
- 17.4 If yes, give full information relating thereto:

1 Old Custodian	2 New Custodian	3 Date of Change	4 Reason
.....

- 17.5 Investment management – Identify all investment advisors, investment managers, broker/dealers, including individuals that have the authority to make investment decisions on behalf of the reporting entity. For assets that are managed internally by employees of the reporting entity, note as such. ["...that have access to the investment accounts"; "...handle securities"]

1 Name of Firm or Individual	2 Affiliation
Elevance Health, Inc.	I.....
Loomis, Sayles & Company, LP	U.....
Pacific Investment Management Company	U.....
Western Asset Management	U.....

- 17.5097 For those firms/individuals listed in the table for Question 17.5, do any firms/individuals unaffiliated with the reporting entity (i.e. designated with a "U") manage more than 10% of the reporting entity's invested assets? Yes [] No []

- 17.5098 For firms/individuals unaffiliated with the reporting entity (i.e. designated with a "U") listed in the table for Question 17.5, does the total assets under management aggregate to more than 50% of the reporting entity's invested assets? Yes [] No []

- 17.6 For those firms or individuals listed in the table for 17.5 with an affiliation code of "A" (affiliated) or "U" (unaffiliated), provide the information for the table below.

1	2	3	4	5
Central Registration Depository Number	Name of Firm or Individual	Legal Entity Identifier (LEI)	Registered With	Investment Management Agreement (IMA) Filed
105377	Loomis, Sayles & Company, LP	J1ZPN2RX3UMNOYID1313	Securities Exchange Commission	NO.....
104559	Pacific Investment Management Company	549300KGPYQZQXGMYYN38	Securities Exchange Commission	NO.....
110441	Western Asset Management	549300C5A561UXUICN46	Securities Exchange Commission	NO.....

- 18.1 Have all the filing requirements of the Purposes and Procedures Manual of the NAIC Investment Analysis Office been followed? Yes [] No []
- 18.2 If no, list exceptions:

19. By self-designating 5GI securities, the reporting entity is certifying the following elements for each self-designated 5GI security:
- a. Documentation necessary to permit a full credit analysis of the security does not exist or an NAIC CRP credit rating for an FE or PL security is not available.
 - b. Issuer or obligor is current on all contracted interest and principal payments.
 - c. The insurer has an actual expectation of ultimate payment of all contracted interest and principal.
- Has the reporting entity self-designated 5GI securities? Yes [] No []

20. By self-designating PLGI securities, the reporting entity is certifying the following elements of each self-designated PLGI security:
- a. The security was purchased prior to January 1, 2018.
 - b. The reporting entity is holding capital commensurate with the NAIC Designation reported for the security.
 - c. The NAIC Designation was derived from the credit rating assigned by an NAIC CRP in its legal capacity as a NRSRO which is shown on a current private letter rating held by the insurer and available for examination by state insurance regulators.
 - d. The reporting entity is not permitted to share this credit rating of the PL security with the SVO.
- Has the reporting entity self-designated PLGI securities? Yes [] No []

21. By assigning FE to a Schedule BA non-registered private fund, the reporting entity is certifying the following elements of each self-designated FE fund:
- a. The shares were purchased prior to January 1, 2019.
 - b. The reporting entity is holding capital commensurate with the NAIC Designation reported for the security.
 - c. The security had a public credit rating(s) with annual surveillance assigned by an NAIC CRP in its legal capacity as an NRSRO prior to January 1, 2019.
 - d. The fund only or predominantly holds bonds in its portfolio.
 - e. The current reported NAIC Designation was derived from the public credit rating(s) with annual surveillance assigned by an NAIC CRP in its legal capacity as an NRSRO.
 - f. The public credit rating(s) with annual surveillance assigned by an NAIC CRP has not lapsed.
- Has the reporting entity assigned FE to Schedule BA non-registered private funds that complied with the above criteria? Yes [] No []

GENERAL INTERROGATORIES

PART 2 - HEALTH

1. Operating Percentages:
- 1.1 A&H loss percent83.8 %
- 1.2 A&H cost containment percent 4.2 %
- 1.3 A&H expense percent excluding cost containment expenses 9.6 %
- 2.1 Do you act as a custodian for health savings accounts? Yes [] No [X]
- 2.2 If yes, please provide the amount of custodial funds held as of the reporting date \$.....0
- 2.3 Do you act as an administrator for health savings accounts? Yes [] No [X]
- 2.4 If yes, please provide the balance of the funds administered as of the reporting date \$.....0
3. Is the reporting entity licensed or chartered, registered, qualified, eligible or writing business in at least two states? Yes [] No [X]
- 3.1 If no, does the reporting entity assume reinsurance business that covers risks residing in at least one state other than the state of domicile of the reporting entity? Yes [] No [X]

SCHEDULE S - CEDED REINSURANCE

Showing All New Reinsurance Treaties - Current Year to Date

1 NAIC Company Code	2 ID Number	3 Effective Date	4 Name of Reinsurer	5 Domiciliary Jurisdiction	6 Type of Reinsurance Ceded	7 Type of Business Ceded	8 Type of Reinsurer	9 Certified Reinsurer Rating (1 through 6)	10 Effective Date of Certified Reinsurer Rating
NONE									

SCHEDULE T - PREMIUMS AND OTHER CONSIDERATIONS

Current Year to Date - Allocated by States and Territories

States, etc.	1 Active Status (a)	Direct Business Only									
		2 Accident and Health Premiums	3 Medicare Title XVIII	4 Medicaid Title XIX	5 CHIP Title XXI	6 Federal Employees Health Benefits Program Premiums	7 Life and Annuity Premiums & Other Considerations	8 Property/Casualty Premiums	9 Total Columns 2 Through 8	10 Deposit-Type Contracts	
1. Alabama	AL	N								0	
2. Alaska	AK	N								0	
3. Arizona	AZ	N								0	
4. Arkansas	AR	N								0	
5. California	CA	N								0	
6. Colorado	CO	N								0	
7. Connecticut	CT	N								0	
8. Delaware	DE	N								0	
9. District of Columbia	DC	N								0	
10. Florida	FL	N								0	
11. Georgia	GA	N								0	
12. Hawaii	HI	N								0	
13. Idaho	ID	N								0	
14. Illinois	IL	N								0	
15. Indiana	IN	N								0	
16. Iowa	IA	N								0	
17. Kansas	KS	N								0	
18. Kentucky	KY	N								0	
19. Louisiana	LA	N								0	
20. Maine	ME	N								0	
21. Maryland	MD	N								0	
22. Massachusetts	MA	N								0	
23. Michigan	MI	N								0	
24. Minnesota	MN	N								0	
25. Mississippi	MS	N								0	
26. Missouri	MO	N								0	
27. Montana	MT	N								0	
28. Nebraska	NE	N								0	
29. Nevada	NV	N								0	
30. New Hampshire	NH	N								0	
31. New Jersey	NJ	N								0	
32. New Mexico	NM	N								0	
33. New York	NY	N								0	
34. North Carolina	NC	N								0	
35. North Dakota	ND	N								0	
36. Ohio	OH	N								0	
37. Oklahoma	OK	N								0	
38. Oregon	OR	N								0	
39. Pennsylvania	PA	N								0	
40. Rhode Island	RI	N								0	
41. South Carolina	SC	N								0	
42. South Dakota	SD	N								0	
43. Tennessee	TN	L	342,959,963	1,000,183,409	9,253,611					1,352,396,983	
44. Texas	TX	N								0	
45. Utah	UT	N								0	
46. Vermont	VT	N								0	
47. Virginia	VA	N								0	
48. Washington	WA	N								0	
49. West Virginia	WV	N								0	
50. Wisconsin	WI	N								0	
51. Wyoming	WY	N								0	
52. American Samoa	AS	N								0	
53. Guam	GU	N								0	
54. Puerto Rico	PR	N								0	
55. U.S. Virgin Islands	VI	N								0	
56. Northern Mariana Islands	MP	N								0	
57. Canada	CAN	N								0	
58. Aggregate Other Aliens	OT	XXX	0	0	0	0	0	0	0	0	0
59. Subtotal	XXX	0	342,959,963	1,000,183,409	9,253,611	0	0	0	0	1,352,396,983	0
60. Reporting Entity Contributions for Employee Benefit Plans	XXX									0	
61. Totals (Direct Business)	XXX	0	342,959,963	1,000,183,409	9,253,611	0	0	0	0	1,352,396,983	0
DETAILS OF WRITE-INS											
58001.	XXX										
58002.	XXX										
58003.	XXX										
58998. Summary of remaining write-ins for Line 58 from overflow page	XXX	0	0	0	0	0	0	0	0	0	0
58999. Totals (Lines 58001 through 58003 plus 58998)(Line 58 above)	XXX	0	0	0	0	0	0	0	0	0	0

(a) Active Status Counts:

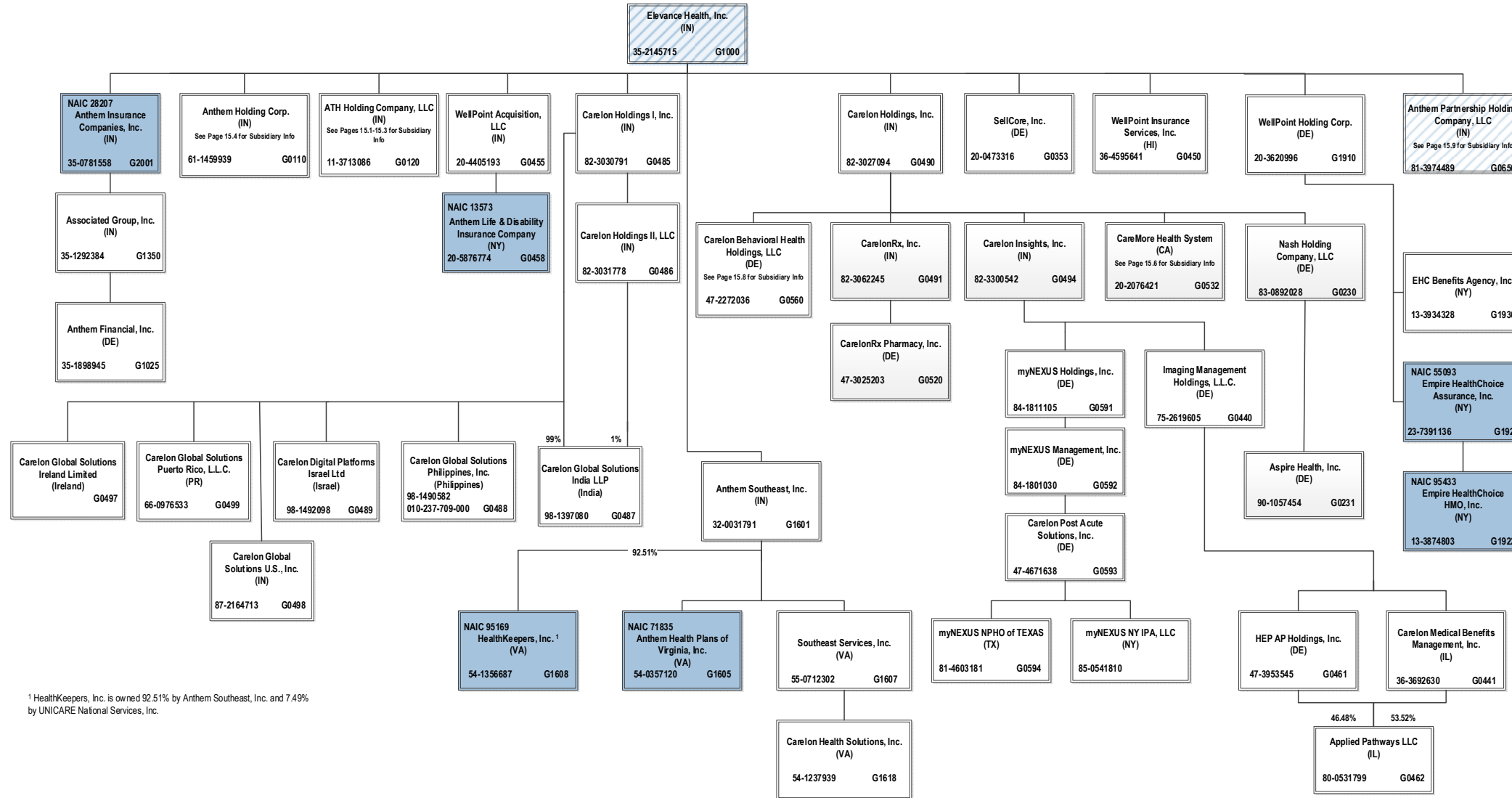
- 1. L - Licensed or Chartered - Licensed insurance carrier or domiciled RRG..... 1
- 2. R - Registered - Non-domiciled RRGs..... 0
- 3. E - Eligible - Reporting entities eligible or approved to write surplus lines in the state. 0
- 4. Q - Qualified - Qualified or accredited reinsurer..... 0
- 5. N - None of the above - Not allowed to write business in the state..... 56

SCHEDULE Y – INFORMATION CONCERNING ACTIVITIES OF INSURER MEMBERS OF A HOLDING COMPANY GROUP

PART 1 – ORGANIZATIONAL CHART

BCBSA Licensee
Regulated Insurance Company
Regulated BCBSA Licensee

ALL SUBSIDIARIES 100% OWNED AND LLC'S ARE CONTROLLED BY MEMBERS UNLESS OTHERWISE NOTED



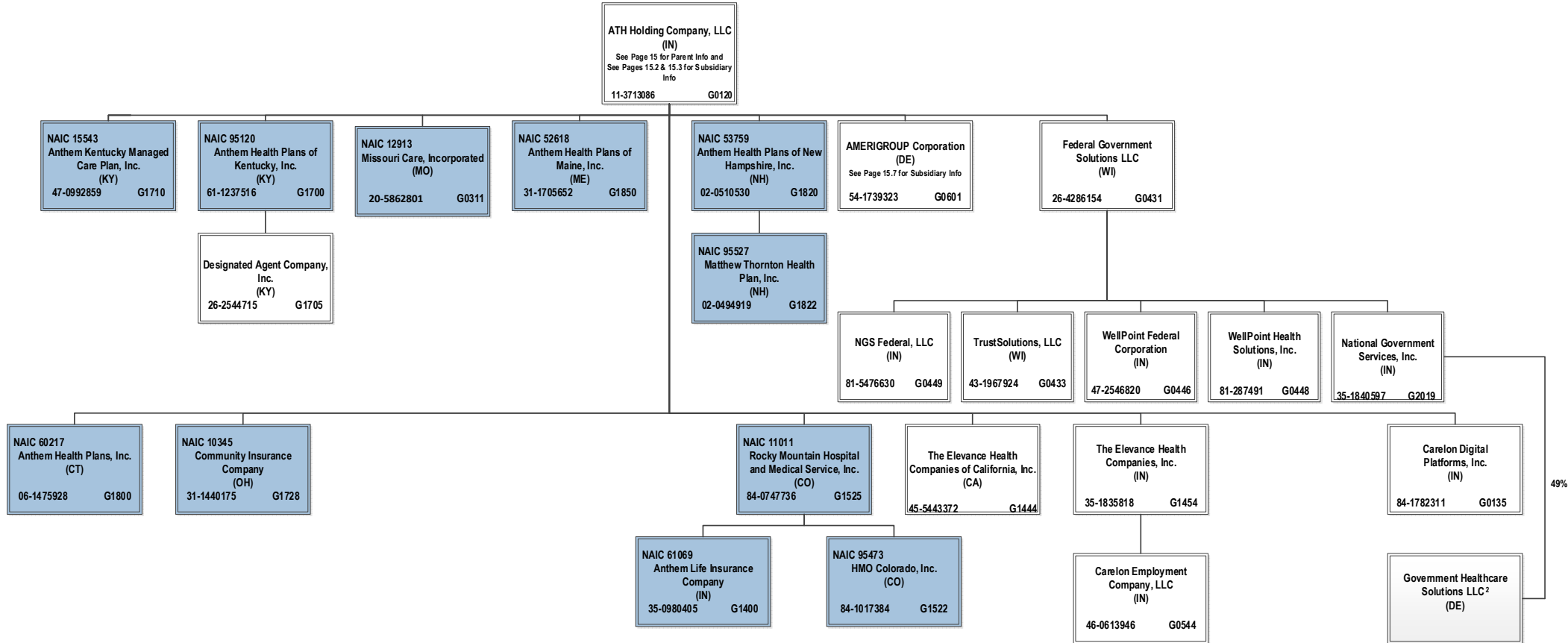
¹ HealthKeepers, Inc. is owned 92.51% by Anthem Southeast, Inc. and 7.49% by UNICARE National Services, Inc.

SCHEDULE Y – INFORMATION CONCERNING ACTIVITIES OF INSURER MEMBERS OF A HOLDING COMPANY GROUP

PART 1 – ORGANIZATIONAL CHART

ALL SUBSIDIARIES 100% OWNED AND LLC'S ARE CONTROLLED BY MEMBERS UNLESS OTHERWISE NOTED

BCBSA Licensee
Regulated Insurance Company
Regulated BCBSA Licensee



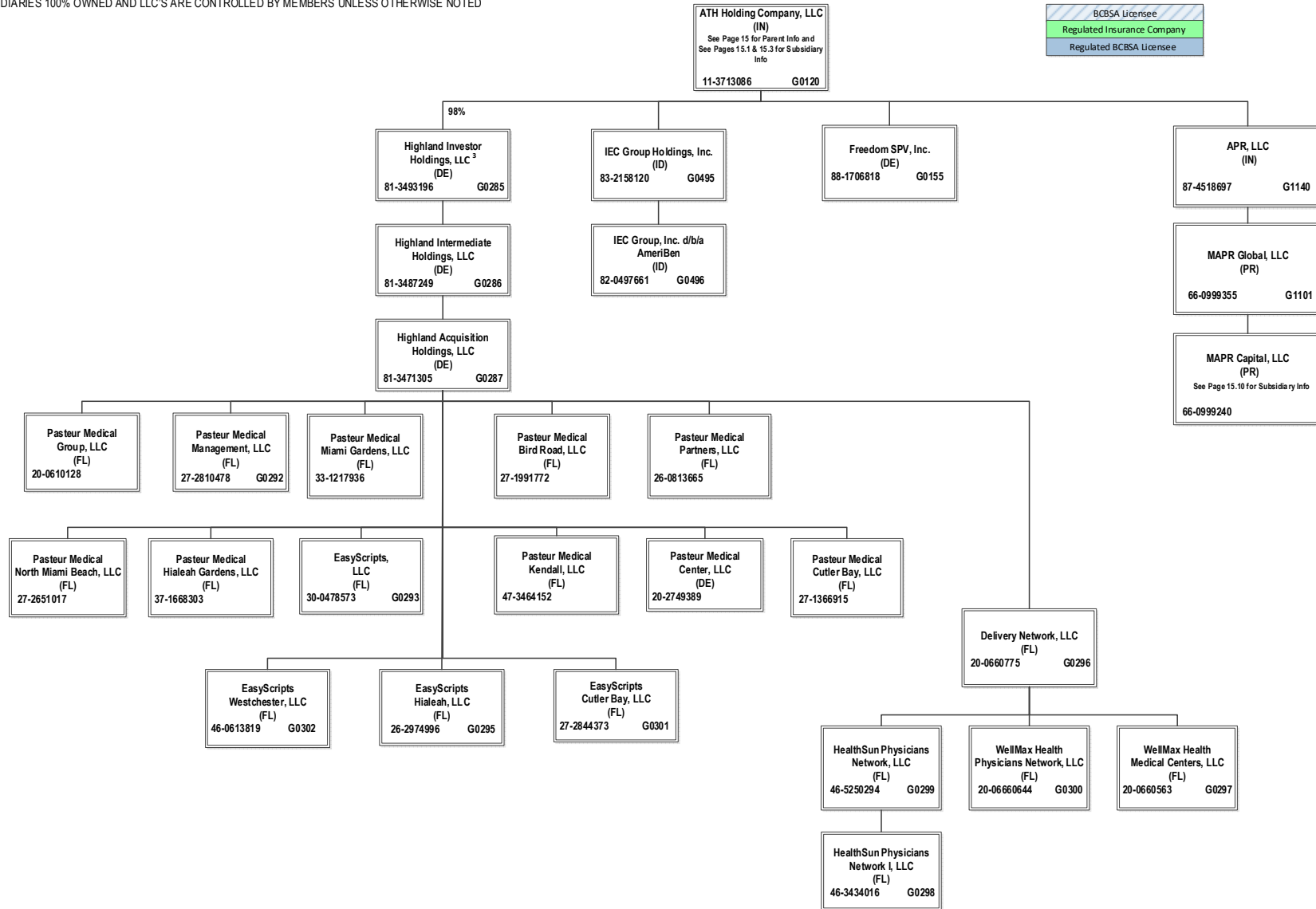
15.1

² Government Healthcare Solutions LLC. is a joint venture 49% owned by National Government Services, Inc. and 51% owned by MKS2 LLC (non-affiliate)

SCHEDULE Y – INFORMATION CONCERNING ACTIVITIES OF INSURER MEMBERS OF A HOLDING COMPANY GROUP

PART 1 – ORGANIZATIONAL CHART

ALL SUBSIDIARIES 100% OWNED AND LLC'S ARE CONTROLLED BY MEMBERS UNLESS OTHERWISE NOTED

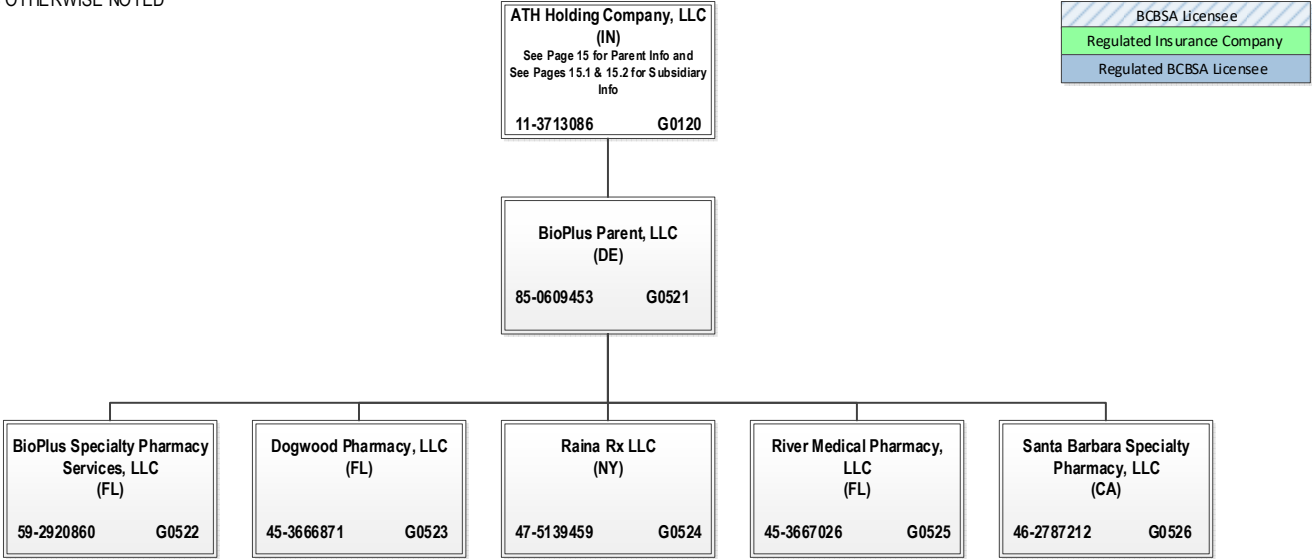


15.2

³ ATH Holding Company, LLC holds a 98% interest in Highland Investor Holdings, LLC, and Amerigroup Corporation holds the remaining 2% interest.

SCHEDULE Y – INFORMATION CONCERNING ACTIVITIES OF INSURER MEMBERS OF A HOLDING COMPANY GROUP
PART 1 – ORGANIZATIONAL CHART

ALL SUBSIDIARIES 100% OWNED AND LLC'S ARE CONTROLLED BY MEMBERS UNLESS OTHERWISE NOTED

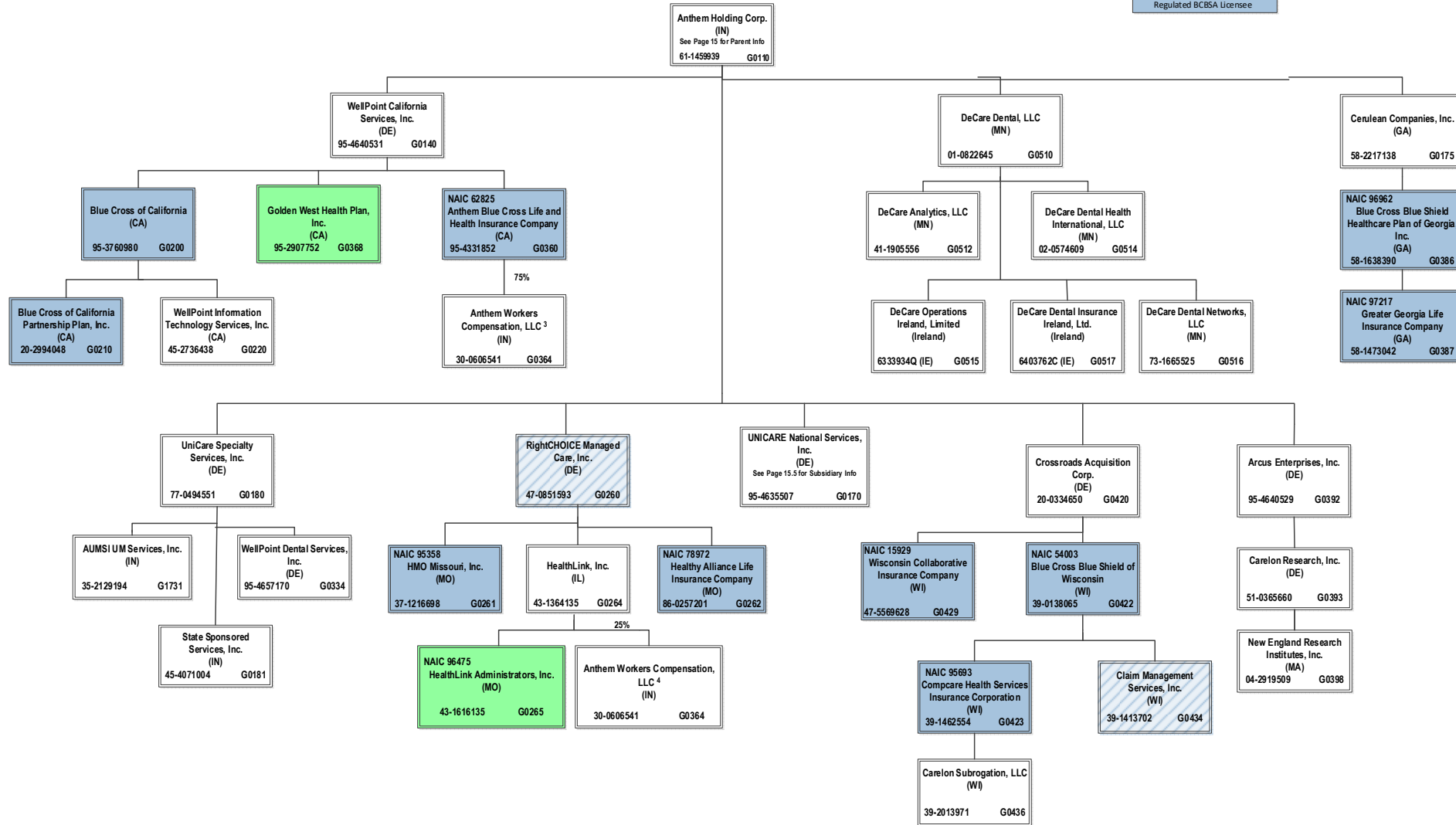


SCHEDULE Y – INFORMATION CONCERNING ACTIVITIES OF INSURER MEMBERS OF A HOLDING COMPANY GROUP

PART 1 – ORGANIZATIONAL CHART

ALL SUBSIDIARIES 100% OWNED AND LLC'S ARE CONTROLLED BY MEMBERS UNLESS OTHERWISE NOTED

BCBSA Licensee
Regulated Insurance Company
Regulated BCBSA Licensee

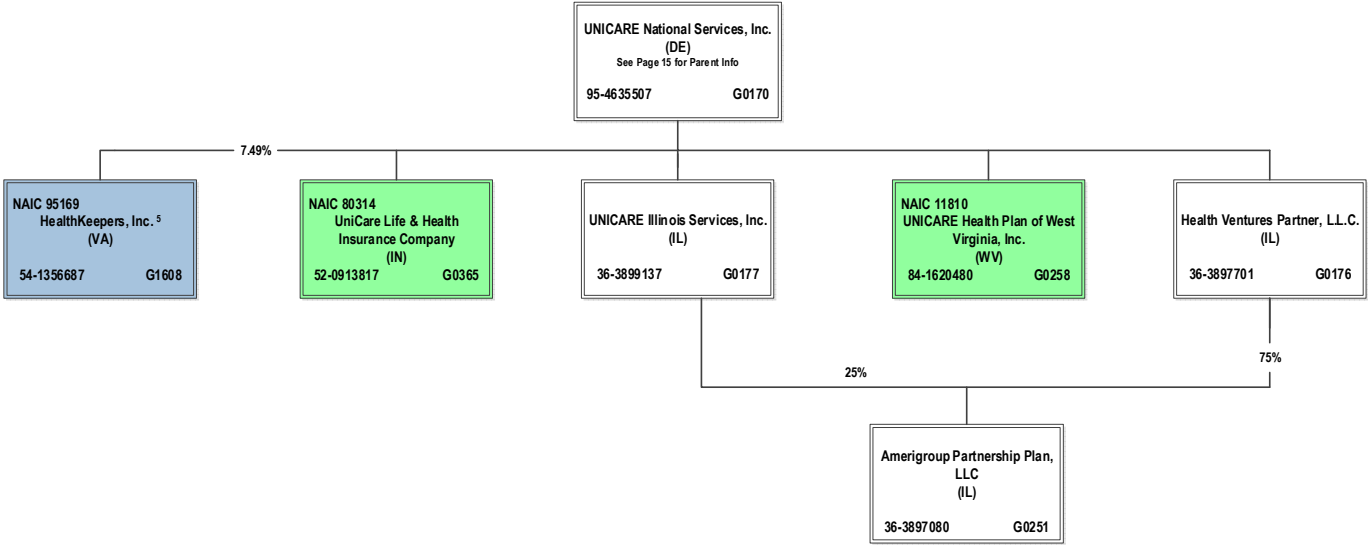


⁴ Anthem Workers' Compensation, LLC is owned 75% by Anthem Blue Cross Life and Health Insurance Company and 25% by HealthLink, Inc.

SCHEDULE Y – INFORMATION CONCERNING ACTIVITIES OF INSURER MEMBERS OF A HOLDING COMPANY GROUP
PART 1 – ORGANIZATIONAL CHART

ALL SUBSIDIARIES 100% OWNED AND LLC'S ARE CONTROLLED BY MEMBERS UNLESS OTHERWISE NOTED

BCBSA Licensee
Regulated Insurance Company
Regulated BCBSA Licensee



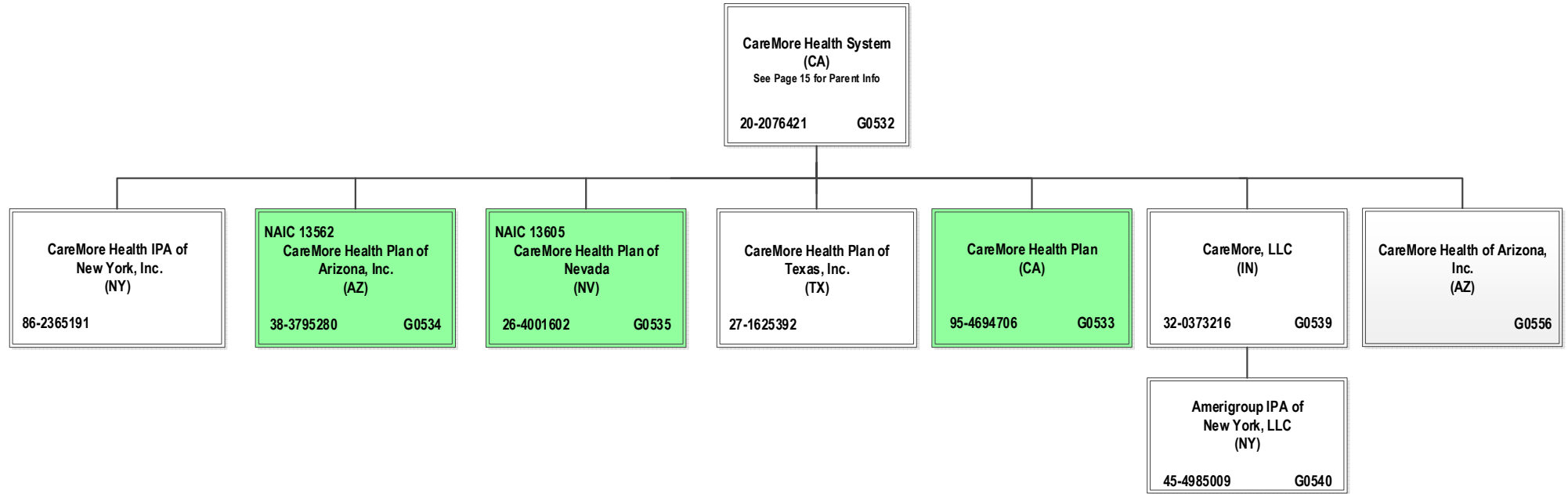
15.5

⁵ HealthKeepers, Inc. is owned 92.51% by Anthem Southeast, Inc. and 7.49% by UNICARE National Services, Inc.

SCHEDULE Y – INFORMATION CONCERNING ACTIVITIES OF INSURER MEMBERS OF A HOLDING COMPANY GROUP
PART 1 – ORGANIZATIONAL CHART

BCBSA Licensee
Regulated Insurance Company
Regulated BCBSA Licensee

ALL SUBSIDIARIES 100% OWNED AND LLC'S ARE CONTROLLED BY MEMBERS UNLESS OTHERWISE NOTED

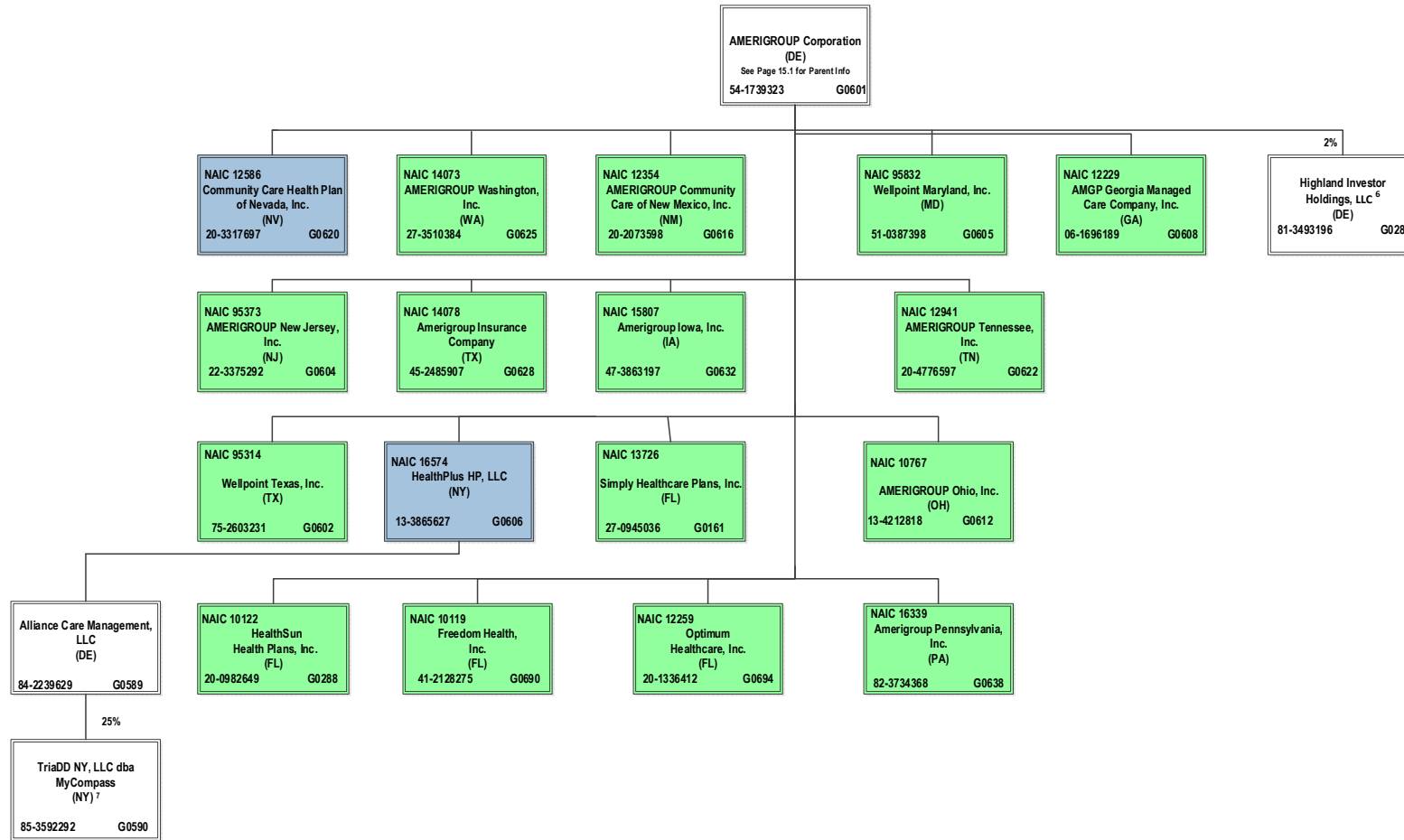


SCHEDULE Y – INFORMATION CONCERNING ACTIVITIES OF INSURER MEMBERS OF A HOLDING COMPANY GROUP

PART 1 – ORGANIZATIONAL CHART

ALL SUBSIDIARIES 100% OWNED AND LLC'S ARE CONTROLLED BY MEMBERS UNLESS OTHERWISE NOTED

BCBSA Licensee
Regulated Insurance Company
Regulated BCBSA Licensee



15.7

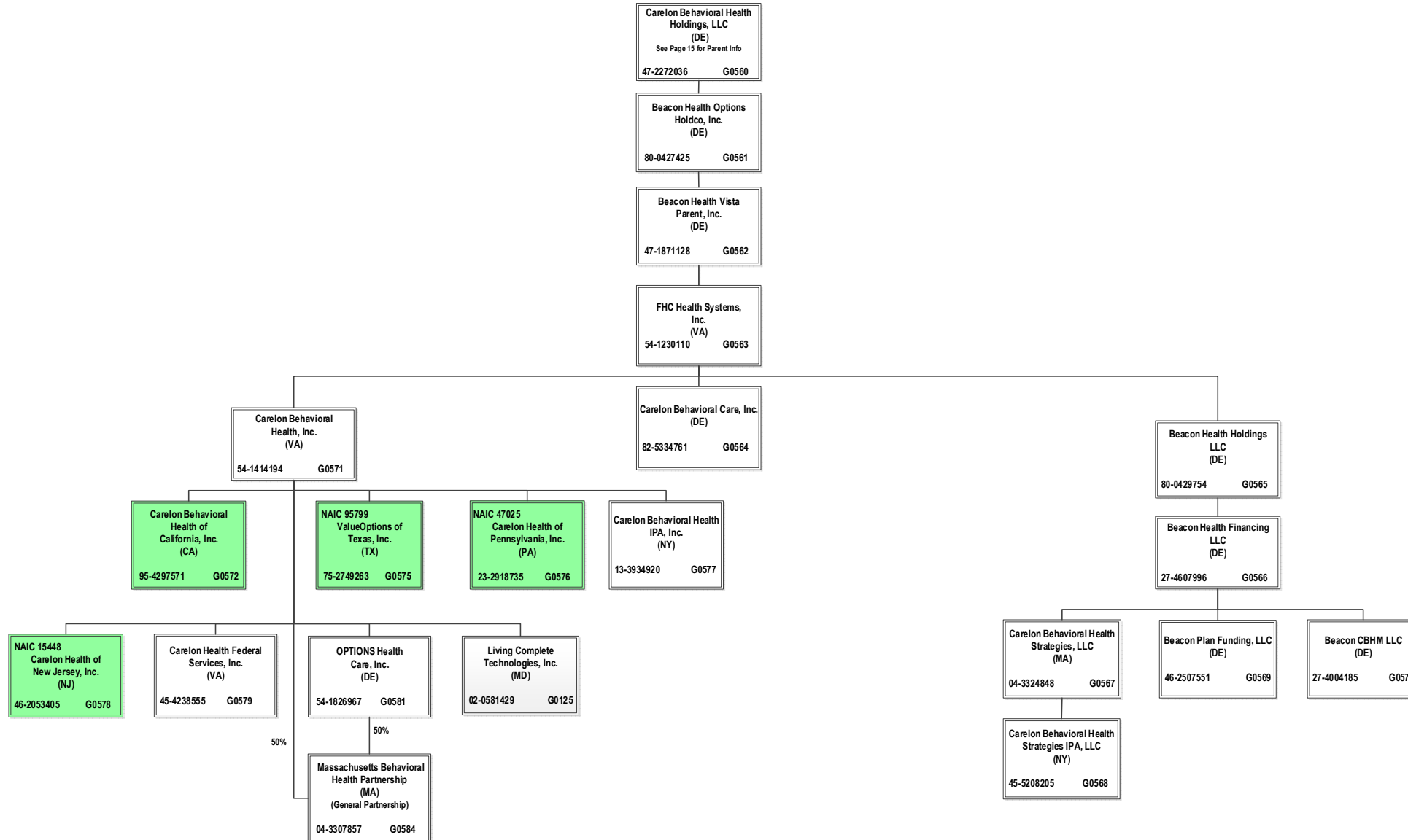
⁶ Amerigroup Corporation holds a 2% interest in Highland Investor Holdings, LLC, and ATH Holding Company, LLC holds the remaining 98% interest.

⁷ TriADD NY, LLC dba MyCompass is 25% owned by Alliance Care Management, LLC and the remaining 75% interest is owned by unaffiliated investors.

SCHEDULE Y – INFORMATION CONCERNING ACTIVITIES OF INSURER MEMBERS OF A HOLDING COMPANY GROUP
PART 1 – ORGANIZATIONAL CHART

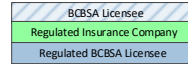
BCBSA Licensee
Regulated Insurance Company
Regulated BCBSA Licensee

ALL SUBSIDIARIES 100% OWNED AND LLC'S ARE CONTROLLED BY MEMBERS UNLESS OTHERWISE NOTED

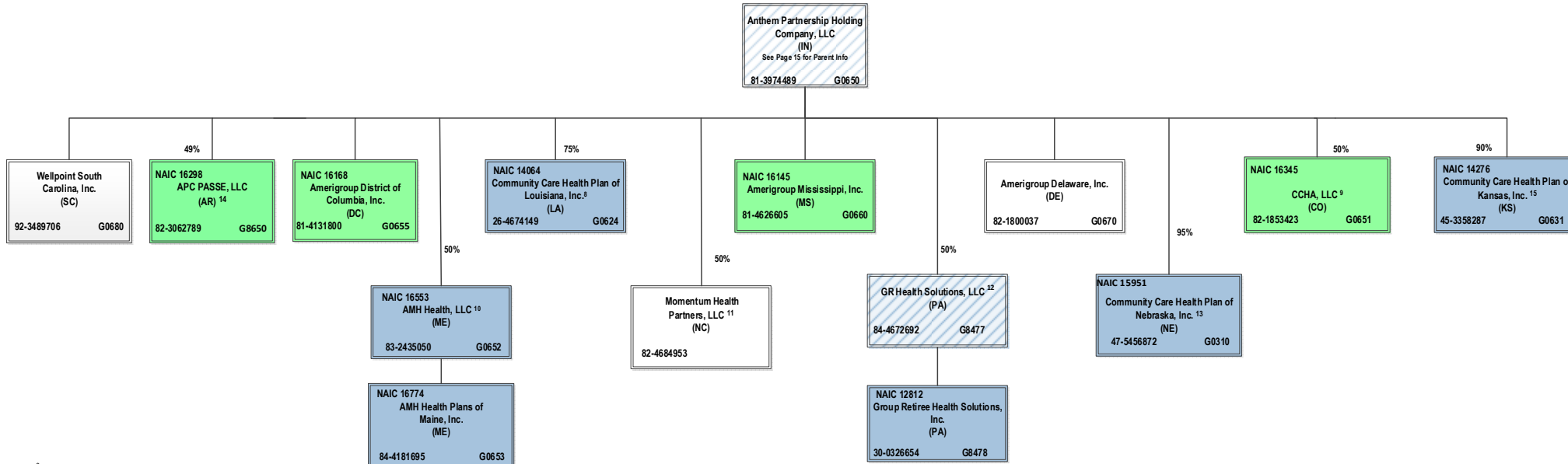


SCHEDULE Y – INFORMATION CONCERNING ACTIVITIES OF INSURER MEMBERS OF A HOLDING COMPANY GROUP

PART 1 – ORGANIZATIONAL CHART



ALL SUBSIDIARIES 100% OWNED AND LLC'S ARE CONTROLLED BY MEMBERS UNLESS OTHERWISE NOTED



⁸ Community Care Health Plan of Louisiana, Inc. is a joint venture 75% owned by Anthem Partnership Holding Company, LLC and 25% owned by Louisiana Health Service & Indemnity Company d/b/a Blue Cross and Blue Shield of Louisiana (non-affiliate)

⁹ CCHA, LLC is a joint venture 50% owned by Anthem Partnership Holding Company, LLC and 50% owned by Colorado Community Health Alliance, LLC (non-affiliate)

¹⁰ AMH Health, LLC is a joint venture 50% owned by MaineHealth (non-affiliate) and 50% owned by Anthem Partnership Holding Company, LLC

¹¹ Momentum Health Partners, LLC is a joint venture 50% owned by Anthem Partnership Holding Company, LLC and 50% owned by Blue Cross and Blue Shield of North Carolina (non-affiliate)

¹² GR Health Solutions, LLC is a joint venture 50% owned by Anthem Partnership Holding Company, LLC and 50% owned by Independence Blue Cross, LLC (non-affiliate)

¹³ Community Care Health Plan of Nebraska, Inc. is a joint venture 95% owned by Anthem Partnership Holding Company, LLC and 5% owned by Blue Cross and Blue Shield of Nebraska, Inc. (non-affiliate).

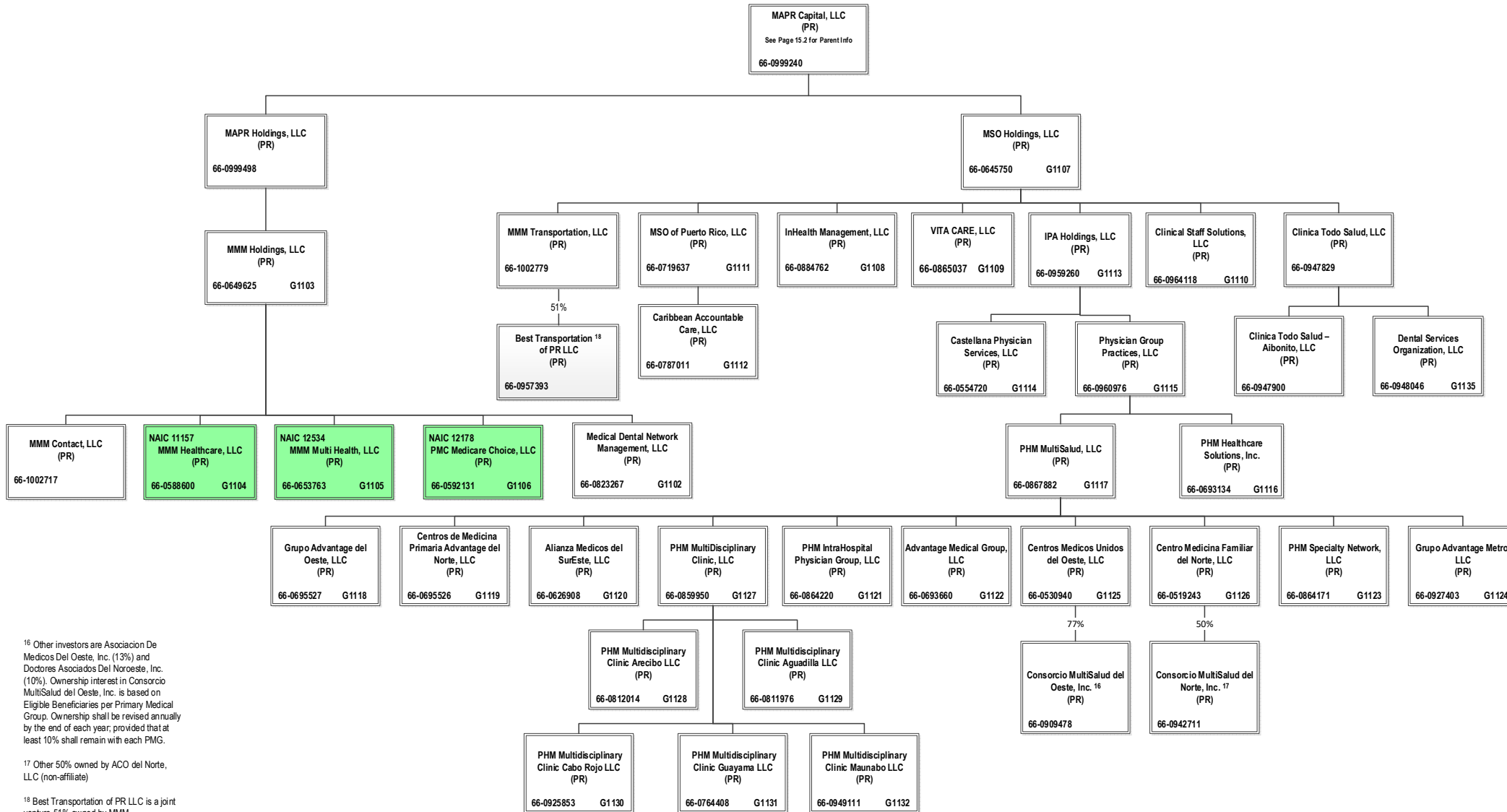
¹⁴ APC PASSE, LLC (regulated entity) is a joint venture 49% owned by Anthem Partnership Holding Company, LLC and 51% owned by Arkansas Provider Coalition, LLC (non-affiliate).

¹⁵ Community Care Health Plan of Kansas, Inc. is a joint venture 90% owned by Anthem Partnership Holding Company, LLC, 5% owned by Blue Cross and Blue Shield of Kansas (non-affiliate) and 5% owned by Blue Cross and Blue Shield of Kansas City (non-affiliate).

SCHEDULE Y – INFORMATION CONCERNING ACTIVITIES OF INSURER MEMBERS OF A HOLDING COMPANY GROUP
PART 1 – ORGANIZATIONAL CHART

ALL SUBSIDIARIES 100% OWNED AND LLC'S ARE CONTROLLED BY MEMBERS UNLESS OTHERWISE NOTED

BCBSA Licensee
Regulated Insurance Company
Regulated BCBSA Licensee



¹⁶ Other investors are Asociacion De Medicos Del Oeste, Inc. (13%) and Doctores Asociados Del Noroeste, Inc. (10%). Ownership interest in Consorcio MultiSalud del Oeste, Inc. is based on Eligible Beneficiaries per Primary Medical Group. Ownership shall be revised annually by the end of each year, provided that at least 10% shall remain with each PMG.

¹⁷ Other 50% owned by ACO del Norte, LLC (non-affiliate)

¹⁸ Best Transportation of PR LLC is a joint venture 51% owned by MMM Transportation, LLC and 49% owned by Best Transportation of PR LLC

STATEMENT AS OF JUNE 30, 2023 OF THE Amerigroup Tennessee, Inc.

SCHEDULE Y
PART 1A - DETAIL OF INSURANCE HOLDING COMPANY SYSTEM

1	2	3	4	5	6	7	8	9	10	11	12	13	14	15	16
Group Code	Group Name	NAIC Company Code	ID Number	Federal RSSD	CIK	Name of Securities Exchange if Publicly Traded (U.S. or International)	Names of Parent, Subsidiaries Or Affiliates	Domi-ciliary Location	Relation-ship to Reporting Entity	Directly Controlled by (Name of Entity/Person)	Type of Control (Ownership, Board, Management, Attorney-in-Fact, Influence, Other)	If Control is Ownership Provide Percentage	Ultimate Controlling Entity(ies)/Person(s)	Is an SCA Filing Re-quired? (Yes/No)	*
.0671	Elevance Health, Inc.		66-0693660		0001156039		Advantage Medical Group, LLC	PR	NIA	PHM MultiSalud, LLC	Ownership	100.000	Elevance Health, Inc.	NO	
.0671	Elevance Health, Inc.		66-0626908		0001156039		Alianza Medicos del SurEste, LLC	PR	NIA	PHM MultiSalud, LLC	Ownership	100.000	Elevance Health, Inc.	NO	
.0671	Elevance Health, Inc.		84-2239629		0001156039		Alliance Care Management, LLC	DE	NIA	HealthPlus HP, LLC	Ownership	100.000	Elevance Health, Inc.	NO	
.0671	Elevance Health, Inc.	12354	20-2073598		0001156039		AMERIGROUP Community Care of New Mexico, Inc.	NM	IA	AMERIGROUP Corporation	Ownership	100.000	Elevance Health, Inc.	NO	
.0671	Elevance Health, Inc.		54-1739323		0001156039		AMERIGROUP Corporation	DE	UDP	ATH Holding Company, LLC	Ownership	100.000	Elevance Health, Inc.	NO	
.0671	Elevance Health, Inc.		82-1800037		0001156039		AMERIGROUP Delaware, Inc.	DE	NIA	Anthem Partnership Holding Company, LLC	Ownership	100.000	Elevance Health, Inc.	NO	
.0671	Elevance Health, Inc.	16168	81-4131800		0001156039		Amerigroup District of Columbia, Inc.	DC	IA	Anthem Partnership Holding Company, LLC	Ownership	100.000	Elevance Health, Inc.	NO	
.0671	Elevance Health, Inc.	14078	45-2485907		0001156039		Amerigroup Insurance Company	TX	IA	AMERIGROUP Corporation	Ownership	100.000	Elevance Health, Inc.	NO	
.0671	Elevance Health, Inc.	15807	47-3863197		0001156039		AMERIGROUP Iowa, Inc.	IA	IA	AMERIGROUP Corporation	Ownership	100.000	Elevance Health, Inc.	NO	
.0671	Elevance Health, Inc.		45-4985009		0001156039		Amerigroup IPA of New York, LLC	NY	NIA	CareMore, LLC	Ownership	100.000	Elevance Health, Inc.	NO	
.0671	Elevance Health, Inc.	16145	81-4626605		0001156039		Amerigroup Mississippi, Inc.	MS	IA	Anthem Partnership Holding Company, LLC	Ownership	100.000	Elevance Health, Inc.	NO	
.0671	Elevance Health, Inc.	95373	22-3375292		0001156039		AMERIGROUP New Jersey, Inc.	NJ	IA	AMERIGROUP Corporation	Ownership	100.000	Elevance Health, Inc.	NO	
.0671	Elevance Health, Inc.	10767	13-4212818		0001156039		AMERIGROUP Ohio, Inc.	OH	IA	AMERIGROUP Corporation	Ownership	100.000	Elevance Health, Inc.	NO	
.0671	Elevance Health, Inc.		36-3897080		0001156039		Amerigroup Partnership Plan, LLC	IL	NIA	Health Ventures Partner, L.L.C.	Ownership	75.000	Elevance Health, Inc.	NO	
.0671	Elevance Health, Inc.		36-3897080		0001156039		Amerigroup Partnership Plan, LLC	IL	NIA	UNICARE Illinois Services, Inc.	Ownership	25.000	Elevance Health, Inc.	NO	
.0671	Elevance Health, Inc.	16339	82-3734368		0001156039		Amerigroup Pennsylvania, Inc.	PA	IA	AMERIGROUP Corporation	Ownership	100.000	Elevance Health, Inc.	NO	
.0671	Elevance Health, Inc.	12941	20-4776597		0001156039		AMERIGROUP Tennessee, Inc.	TN	RE	AMERIGROUP Corporation	Ownership	100.000	Elevance Health, Inc.	NO	
.0671	Elevance Health, Inc.	14073	27-3510384		0001156039		AMERIGROUP Washington, Inc.	WA	IA	AMERIGROUP Corporation	Ownership	100.000	Elevance Health, Inc.	NO	
.0671	Elevance Health, Inc.	12229	06-1696189		0001156039		AMGP Georgia Managed Care Company, Inc.	GA	IA	AMERIGROUP Corporation	Ownership	100.000	Elevance Health, Inc.	NO	
.0671	Elevance Health, Inc.	16774	84-4181695		0001156039		AMH Health Plans of Maine, Inc.	ME	IA	AMH Health, LLC	Ownership	100.000	Elevance Health, Inc.	NO	
.0671	Elevance Health, Inc.	16553	83-2435050		0001156039		AMH Health, LLC	ME	IA	Anthem Partnership Holding Company, LLC	Ownership	50.000	Elevance Health, Inc.	NO	0105
.0671	Elevance Health, Inc.	62825	95-4331852		0001156039		Anthem Blue Cross Life and Health Insurance Company	CA	IA	WellPoint California Services, Inc.	Ownership	100.000	Elevance Health, Inc.	NO	
.0671	Elevance Health, Inc.		35-1898945		0001156039		Anthem Financial, Inc.	DE	NIA	Associated Group, Inc.	Ownership	100.000	Elevance Health, Inc.	NO	
.0671	Elevance Health, Inc.	95120	61-1237516		0001156039		Anthem Health Plans of Kentucky, Inc.	KY	IA	ATH Holding Company, LLC	Ownership	100.000	Elevance Health, Inc.	NO	
.0671	Elevance Health, Inc.	52618	31-1705652		0001156039		Anthem Health Plans of Maine, Inc.	ME	IA	ATH Holding Company, LLC	Ownership	100.000	Elevance Health, Inc.	NO	
.0671	Elevance Health, Inc.	53759	02-0510530		0001156039		Anthem Health Plans of New Hampshire, Inc.	NH	IA	ATH Holding Company, LLC	Ownership	100.000	Elevance Health, Inc.	NO	
.0671	Elevance Health, Inc.	71835	54-0357120	40003317	0001156039		Anthem Health Plans of Virginia, Inc.	VA	IA	Anthem Southeast, Inc.	Ownership	100.000	Elevance Health, Inc.	NO	
.0671	Elevance Health, Inc.	60217	06-1475928		0001156039		Anthem Health Plans, Inc.	CT	IA	ATH Holding Company, LLC	Ownership	100.000	Elevance Health, Inc.	NO	
.0671	Elevance Health, Inc.		61-1459939		0001156039		Anthem Holding Corp.	IN	NIA	Elevance Health, Inc.	Ownership	100.000	Elevance Health, Inc.	NO	
.0671	Elevance Health, Inc.	28207	35-0781558		0001156039		Anthem Insurance Companies, Inc.	IN	IA	Elevance Health, Inc.	Ownership	100.000	Elevance Health, Inc.	NO	
.0671	Elevance Health, Inc.	15543	47-0992859		0001156039		Anthem Kentucky Managed Care Plan, Inc.	KY	IA	ATH Holding Company, LLC	Ownership	100.000	Elevance Health, Inc.	NO	
.0671	Elevance Health, Inc.	13573	20-5876774		0001156039		Anthem Life & Disability Insurance Company	NY	IA	WellPoint Acquisition, LLC	Ownership	100.000	Elevance Health, Inc.	NO	
.0671	Elevance Health, Inc.	61069	35-0980405		0001156039		Anthem Life Insurance Company	IN	IA	Rocky Mountain Hospital and Medical Service, Inc.	Ownership	100.000	Elevance Health, Inc.	NO	
.0671	Elevance Health, Inc.		81-3974489		0001156039		Anthem Partnership Holding Company, LLC	IN	NIA	Elevance Health, Inc.	Ownership	100.000	Elevance Health, Inc.	NO	
.0671	Elevance Health, Inc.		32-0031791		0001156039		Anthem Southeast, Inc.	IN	NIA	Elevance Health, Inc.	Ownership	100.000	Elevance Health, Inc.	NO	
.0671	Elevance Health, Inc.		30-0606541		0001156039		Anthem Workers' Compensation, LLC	IN	NIA	Company	Ownership	75.000	Elevance Health, Inc.	NO	
.0671	Elevance Health, Inc.		30-0606541		0001156039		Anthem Workers' Compensation, LLC	IN	NIA	HealthLink, Inc.	Ownership	25.000	Elevance Health, Inc.	NO	
.0671	Elevance Health, Inc.	16298	82-3062789		0001156039		APC Passe, LLC	AR	NIA	Anthem Partnership Holding Company, LLC	Ownership	49.000	Elevance Health, Inc.	NO	0113
.0671	Elevance Health, Inc.		80-0531799		0001156039		Applied Pathways, LLC	IL	NIA	Carelon Medical Benefits Management, Inc.	Ownership	53.520	Elevance Health, Inc.	NO	
.0671	Elevance Health, Inc.		80-0531799		0001156039		Applied Pathways, LLC	IL	NIA	HEP AP Holdings, Inc.	Ownership	46.480	Elevance Health, Inc.	NO	
.0671	Elevance Health, Inc.		87-4518697		0001156039		APR, LLC	IN	NIA	ATH Holding Company, LLC	Ownership	100.000	Elevance Health, Inc.	NO	
.0671	Elevance Health, Inc.		95-4640529		0001156039		Arcus Enterprises, Inc.	DE	NIA	Anthem Holding Corp.	Ownership	100.000	Elevance Health, Inc.	NO	
.0671	Elevance Health, Inc.		90-1057454		0001156039		Aspire Health, Inc.	DE	NIA	Nash Holding Company, LLC	Ownership	100.000	Elevance Health, Inc.	NO	
.0671	Elevance Health, Inc.		35-1292384		0001156039		Associated Group, Inc.	IN	NIA	Anthem Insurance Companies, Inc.	Ownership	100.000	Elevance Health, Inc.	NO	
.0671	Elevance Health, Inc.		11-3713086		0001156039		ATH Holding Company, LLC	IN	UIP	Elevance Health, Inc.	Ownership	100.000	Elevance Health, Inc.	NO	

STATEMENT AS OF JUNE 30, 2023 OF THE Amerigroup Tennessee, Inc.

SCHEDULE Y
PART 1A - DETAIL OF INSURANCE HOLDING COMPANY SYSTEM

1	2	3	4	5	6	7	8	9	10	11	12	13	14	15	16
Group Code	Group Name	NAIC Company Code	ID Number	Federal RSSD	CIK	Name of Securities Exchange if Publicly Traded (U.S. or International)	Names of Parent, Subsidiaries Or Affiliates	Domiciliary Location	Relationship to Reporting Entity	Directly Controlled by (Name of Entity/Person)	Type of Control (Ownership, Board, Management, Attorney-in-Fact, Influence, Other)	If Control is Ownership Provide Percentage	Ultimate Controlling Entity(ies)/Person(s)	Is an SCA Filing Required? (Yes/No)	*
.0671	Elevance Health, Inc.		35-2129194		0001156039		AUMSI UM Services, Inc.	..IN.....	NIA.....	UNICARE Specialty Services, Inc.	Ownership.....	100.000	Elevance Health, Inc.NO.....	
.0671	Elevance Health, Inc.		27-4004185		0001156039		Beacon CBHM LLC	..DE.....	NIA.....	Beacon Health Financing LLC	Ownership.....	100.000	Elevance Health, Inc.NO.....	
.0671	Elevance Health, Inc.		27-4607996		0001156039		Beacon Health Financing LLC	..DE.....	NIA.....	Beacon Health Holdings, LLC	Ownership.....	100.000	Elevance Health, Inc.NO.....	
.0671	Elevance Health, Inc.		80-0429754		0001156039		Beacon Health Holdings, LLC	..DE.....	NIA.....	FHC Health Systems, Inc.	Ownership.....	100.000	Elevance Health, Inc.NO.....	
.0671	Elevance Health, Inc.		80-0427425		0001156039		Beacon Health Options Holdco, Inc.	..DE.....	NIA.....	Carelon Behavioral Health Holdings, LLC	Ownership.....	100.000	Elevance Health, Inc.NO.....	
.0671	Elevance Health, Inc.		47-1871128		0001156039		Beacon Health Vista Parent, Inc.	..DE.....	NIA.....	Beacon Health Options Holdco, Inc.	Ownership.....	100.000	Elevance Health, Inc.NO.....	
.0671	Elevance Health, Inc.		46-2507551		0001156039		Beacon Plan Funding, LLC	..DE.....	NIA.....	Beacon Health Financing LLC	Ownership.....	100.000	Elevance Health, Inc.NO.....	
.0671	Elevance Health, Inc.		66-0957393		0001156039		Best Transportation, LLC	..PR.....	NIA.....	MM Transportation, LLC	Ownership.....	51.000	Elevance Health, Inc.NO.....	
.0671	Elevance Health, Inc.		85-0609453		0001156039		BioPlus Parent, LLC	..DE.....	NIA.....	ATH Holding Company, LLC	Ownership.....	100.000	Elevance Health, Inc.NO.....	
.0671	Elevance Health, Inc.		59-2920860		0001156039		BioPlus Specialty Pharmacy Services, LLC	..FL.....	NIA.....	BioPlus Parent, LLC	Ownership.....	100.000	Elevance Health, Inc.NO.....	
.0671	Elevance Health, Inc.	96962	58-1638390		0001156039		Blue Cross Blue Shield Healthcare Plan of Georgia, Inc.	..GA.....	IA.....	Cerulean Companies, Inc.	Ownership.....	100.000	Elevance Health, Inc.NO.....	
.0671	Elevance Health, Inc.	54003	39-0138065		0001156039		Blue Cross Blue Shield of Wisconsin	..WI.....	IA.....	Crossroads Acquisition Corp.	Ownership.....	100.000	Elevance Health, Inc.NO.....	
.0671	Elevance Health, Inc.		95-3760980		0001156039		Blue Cross of California	..CA.....	IA.....	WellPoint California Services, Inc.	Ownership.....	100.000	Elevance Health, Inc.NO.....	0101
.0671	Elevance Health, Inc.		20-2994048		0001156039		Blue Cross of California Partnership Plan, Inc.	..CA.....	IA.....	Blue Cross of California	Ownership.....	100.000	Elevance Health, Inc.NO.....	0101
.0671	Elevance Health, Inc.		82-5334761		0001156039		Carelon Behavioral Care, Inc.	..DE.....	NIA.....	FHC Health Systems, Inc.	Ownership.....	100.000	Elevance Health, Inc.NO.....	
.0671	Elevance Health, Inc.		47-2272036		0001156039		Carelon Behavioral Health Holdings, LLC	..DE.....	NIA.....	Elevance Health, Inc.	Ownership.....	100.000	Elevance Health, Inc.NO.....	
.0671	Elevance Health, Inc.		13-39324920		0001156039		Carelon Behavioral Health IPA, Inc.	..NY.....	NIA.....	Carelon Behavioral Health, Inc.	Ownership.....	100.000	Elevance Health, Inc.NO.....	
.0671	Elevance Health, Inc.		95-4297571		0001156039		Carelon Behavioral Health of California, Inc.	..CA.....	IA.....	Carelon Behavioral Health, Inc.	Ownership.....	100.000	Elevance Health, Inc.NO.....	0101
.0671	Elevance Health, Inc.		45-5208205		0001156039		Carelon Behavioral Health Strategies IPA, LLC	..NY.....	NIA.....	Beacon Health Strategies LLC	Ownership.....	100.000	Elevance Health, Inc.NO.....	
.0671	Elevance Health, Inc.		04-3324848		0001156039		Carelon Behavioral Health Strategies, LLC	..MA.....	NIA.....	Beacon Health Financing LLC	Ownership.....	100.000	Elevance Health, Inc.NO.....	
.0671	Elevance Health, Inc.		54-1414194		0001156039		Carelon Behavioral Health, Inc.	..VA.....	NIA.....	FHC Health Systems, Inc.	Ownership.....	100.000	Elevance Health, Inc.NO.....	
.0671	Elevance Health, Inc.		98-1492098		0001156039		Carelon Digital Platforms Israel Ltd.	..ISR.....	NIA.....	Carelon Holdings I, Inc.	Ownership.....	100.000	Elevance Health, Inc.NO.....	
.0671	Elevance Health, Inc.		84-1782311		0001156039		Carelon Digital Platforms, Inc.	..IN.....	NIA.....	ATH Holding Company, LLC	Ownership.....	100.000	Elevance Health, Inc.NO.....	
.0671	Elevance Health, Inc.		46-0613946		0001156039		Carelon Employment Company, LLC.	..IN.....	NIA.....	The Elevance Health Companies, Inc.	Ownership.....	100.000	Elevance Health, Inc.NO.....	
.0671	Elevance Health, Inc.		98-1397080		0001156039		Carelon Global Solutions India LLP	..IN.....	NIA.....	Carelon Holdings I, Inc.	Ownership.....	99.000	Elevance Health, Inc.NO.....	
.0671	Elevance Health, Inc.		98-1397080		0001156039		Carelon Global Solutions India LLP	..IN.....	NIA.....	Carelon Holdings II, LLC	Ownership.....	1.000	Elevance Health, Inc.NO.....	
.0671	Elevance Health, Inc.		98-1490582		0001156039		Carelon Global Solutions Ireland Limited	..IRL.....	NIA.....	Carelon Holdings I, Inc.	Ownership.....	100.000	Elevance Health, Inc.NO.....	
.0671	Elevance Health, Inc.		98-1490582		0001156039		Carelon Global Solutions Philippines, Inc.	..PHL.....	NIA.....	Carelon Holdings I, Inc.	Ownership.....	100.000	Elevance Health, Inc.NO.....	
.0671	Elevance Health, Inc.		66-0976533		0001156039		Carelon Global Solutions Puerto Rico, L.L.C.	..PR.....	NIA.....	Carelon Holdings I, Inc.	Ownership.....	100.000	Elevance Health, Inc.NO.....	
.0671	Elevance Health, Inc.		87-2164713		0001156039		Carelon Global Solutions U.S., Inc.	..IN.....	NIA.....	Carelon Holdings I, Inc.	Ownership.....	100.000	Elevance Health, Inc.NO.....	
.0671	Elevance Health, Inc.		45-4238555		0001156039		Carelon Health Federal Services, Inc.	..VA.....	NIA.....	Carelon Behavioral Health, Inc.	Ownership.....	100.000	Elevance Health, Inc.NO.....	
.0671	Elevance Health, Inc.	15448	46-2053405		0001156039		Carelon Health of New Jersey, Inc.	..NJ.....	IA.....	Carelon Behavioral Health, Inc.	Ownership.....	100.000	Elevance Health, Inc.NO.....	
.0671	Elevance Health, Inc.	47025	23-2918735		0001156039		Carelon Health of Pennsylvania, Inc.	..PA.....	IA.....	Carelon Behavioral Health, Inc.	Ownership.....	100.000	Elevance Health, Inc.NO.....	
.0671	Elevance Health, Inc.		54-1237939		0001156039		Carelon Health Solutions, Inc.	..VA.....	NIA.....	Southeast Services, Inc.	Ownership.....	100.000	Elevance Health, Inc.NO.....	
.0671	Elevance Health, Inc.		82-3030791		0001156039		Carelon Holdings I, Inc.	..IN.....	NIA.....	Elevance Health, Inc.	Ownership.....	100.000	Elevance Health, Inc.NO.....	
.0671	Elevance Health, Inc.		82-3031178		0001156039		Carelon Holdings II, LLC	..IN.....	NIA.....	Carelon Holdings I, Inc.	Ownership.....	100.000	Elevance Health, Inc.NO.....	
.0671	Elevance Health, Inc.		82-3027094		0001156039		Carelon Holdings, Inc.	..IN.....	NIA.....	Elevance Health, Inc.	Ownership.....	100.000	Elevance Health, Inc.NO.....	
.0671	Elevance Health, Inc.		82-3300542		0001156039		Carelon Insights, Inc.	..IN.....	NIA.....	Carelon Holdings, Inc.	Ownership.....	100.000	Elevance Health, Inc.NO.....	
.0671	Elevance Health, Inc.		36-3692630		0001156039		Carelon Medical Benefits Management, Inc.	..IL.....	NIA.....	Imaging Management Holdings, L.L.C.	Ownership.....	100.000	Elevance Health, Inc.NO.....	
.0671	Elevance Health, Inc.		47-4671638		0001156039		Carelon Post Acute Solutions, Inc.	..DE.....	NIA.....	myNEXUS Management, Inc.	Ownership.....	100.000	Elevance Health, Inc.NO.....	
.0671	Elevance Health, Inc.		51-0365660		0001156039		Carelon Research, Inc.	..DE.....	NIA.....	Arcus Enterprises, Inc.	Ownership.....	100.000	Elevance Health, Inc.NO.....	
.0671	Elevance Health, Inc.		39-2013971		0001156039		Carelon Subrogation, LLC	..WI.....	NIA.....	CompCare Health Services Insurance Corporation	Ownership.....	100.000	Elevance Health, Inc.NO.....	
.0671	Elevance Health, Inc.		47-3025203		0001156039		CarelonRx Pharmacy, Inc.	..DE.....	NIA.....	CarelonRx, Inc.	Ownership.....	100.000	Elevance Health, Inc.NO.....	
.0671	Elevance Health, Inc.		82-3062245		0001156039		CarelonRx, Inc.	..IN.....	NIA.....	Carelon Holdings, Inc.	Ownership.....	100.000	Elevance Health, Inc.NO.....	

STATEMENT AS OF JUNE 30, 2023 OF THE Amerigroup Tennessee, Inc.

SCHEDULE Y
PART 1A - DETAIL OF INSURANCE HOLDING COMPANY SYSTEM

1	2	3	4	5	6	7	8	9	10	11	12	13	14	15	16
Group Code	Group Name	NAIC Company Code	ID Number	Federal RSSD	CIK	Name of Securities Exchange if Publicly Traded (U.S. or International)	Names of Parent, Subsidiaries Or Affiliates	Domiciliary Location	Relationship to Reporting Entity	Directly Controlled by (Name of Entity/Person)	Type of Control (Ownership, Board, Management, Attorney-in-Fact, Influence, Other)	If Control is Ownership Provide Percentage	Ultimate Controlling Entity(ies)/Person(s)	Is an SCA Filing Required? (Yes/No)	*
.0671	Elevance Health, Inc.		86-2365191		0001156039		Caremore Health IPA of New York, Inc.	..NY	..NIA	Caremore Health System	Ownership	100.000	Elevance Health, Inc.	..NO	
.0671	Elevance Health, Inc.		92-0997812		0001156039		Caremore Health of Arizona, Inc.	..AZ	..NIA	Caremore Health System	Ownership	100.000	Elevance Health, Inc.	..NO	
.0671	Elevance Health, Inc.		95-4694706		0001156039		Caremore Health Plan	..CA	..IA	Caremore Health System	Ownership	100.000	Elevance Health, Inc.	..NO	.0101
.0671	Elevance Health, Inc.	13562	38-3795280		0001156039		Caremore Health Plan of Arizona, Inc.	..AZ	..IA	Caremore Health System	Ownership	100.000	Elevance Health, Inc.	..NO	
.0671	Elevance Health, Inc.	13605	26-4001602		0001156039		Caremore Health Plan of Nevada	..NV	..IA	Caremore Health System	Ownership	100.000	Elevance Health, Inc.	..NO	
.0671	Elevance Health, Inc.		27-1625392		0001156039		Caremore Health Plan of Texas, Inc.	..TX	..NIA	Caremore Health System	Ownership	100.000	Elevance Health, Inc.	..NO	
.0671	Elevance Health, Inc.		20-2076421		0001156039		Caremore Health System	..CA	..NIA	ATH Holding Company, LLC	Ownership	100.000	Elevance Health, Inc.	..NO	
.0671	Elevance Health, Inc.		32-0373216		0001156039		Caremore, LLC	..IN	..NIA	Caremore Health System	Ownership	100.000	Elevance Health, Inc.	..NO	
.0671	Elevance Health, Inc.		66-0787011		0001156039		Caribbean Accountable Care, LLC	..PR	..NIA	MSO of Puerto Rico, LLC	Ownership	100.000	Elevance Health, Inc.	..NO	
.0671	Elevance Health, Inc.		66-0554720		0001156039		Castellana Physician Services, LLC	..PR	..NIA	IPA Holdings, LLC	Ownership	100.000	Elevance Health, Inc.	..NO	
.0671	Elevance Health, Inc.	16345	82-1853423		0001156039		CCHA, LLC	..CO	..IA	Anthem Partnership Holding Company, LLC	Ownership	50.000	Elevance Health, Inc.	..NO	.0102
.0671	Elevance Health, Inc.		66-0695526		0001156039		Centros de Medicina Primaria Advantage del Norte, LLC	..PR	..NIA	PHM MultiSalud, LLC	Ownership	100.000	Elevance Health, Inc.	..NO	
.0671	Elevance Health, Inc.		66-0519243		0001156039		Centros Medicina Familiar del Norte, LLC	..PR	..NIA	PHM MultiSalud, LLC	Ownership	100.000	Elevance Health, Inc.	..NO	
.0671	Elevance Health, Inc.		66-0530940		0001156039		Centros Medicos Unidos del Oeste, LLC	..PR	..NIA	PHM MultiSalud, LLC	Ownership	100.000	Elevance Health, Inc.	..NO	
.0671	Elevance Health, Inc.		58-2217138		0001156039		Cerulean Companies, Inc.	..GA	..NIA	Anthem Holding Corp.	Ownership	100.000	Elevance Health, Inc.	..NO	
.0671	Elevance Health, Inc.		39-1413702		0001156039		Claim Management Services, Inc.	..WI	..NIA	Blue Cross Blue Shield of Wisconsin	Ownership	100.000	Elevance Health, Inc.	..NO	
.0671	Elevance Health, Inc.		66-0947829		0001156039		Clinica Todo Salud, LLC	..PR	..NIA	MSO Holdings, LLC	Ownership	100.000	Elevance Health, Inc.	..NO	
.0671	Elevance Health, Inc.		66-0947900		0001156039		Clinica Todo Salud-Aibonito, LLC	..PR	..NIA	Clinica Todo Salud, LLC	Ownership	100.000	Elevance Health, Inc.	..NO	
.0671	Elevance Health, Inc.		66-0964118		0001156039		Clinical Staff Solutions, LLC	..PR	..NIA	MSO Holdings, LLC	Ownership	100.000	Elevance Health, Inc.	..NO	
.0671	Elevance Health, Inc.	14276	45-3358287		0001156039		Community Care Health Plan of Kansas, Inc.	..KS	..IA	Anthem Partnership Holding Company, LLC	Ownership	90.000	Elevance Health, Inc.	..NO	.0112
.0671	Elevance Health, Inc.		26-4674149		0001156039		Community Care Health Plan of Louisiana, Inc.	..LA	..IA	Anthem Partnership Holding Company, LLC	Ownership	75.000	Elevance Health, Inc.	..NO	.0104
.0671	Elevance Health, Inc.	15951	47-5456872		0001156039		Community Care Health Plan of Nebraska, Inc.	..NE	..IA	Anthem Partnership Holding Company, LLC	Ownership	95.000	Elevance Health, Inc.	..NO	.0110
.0671	Elevance Health, Inc.	12586	20-3317697		0001156039		Community Care Health Plan of Nevada, Inc.	..NV	..IA	AMERIGROUP Corporation	Ownership	100.000	Elevance Health, Inc.	..NO	
.0671	Elevance Health, Inc.	10345	31-1440175		0001156039		Community Insurance Company	..OH	..IA	ATH Holding Company, LLC	Ownership	100.000	Elevance Health, Inc.	..NO	
.0671	Elevance Health, Inc.	95693	39-1462554		0001156039		Compcare Health Services Insurance Corporation	..WI	..IA	Blue Cross Blue Shield of Wisconsin	Ownership	100.000	Elevance Health, Inc.	..NO	
.0671	Elevance Health, Inc.		66-0942711		0001156039		Consortio MultiSalud del Norte, Inc.	..PR	..NIA	Centros Medicina Familiar del Norte, LLC	Ownership	50.000	Elevance Health, Inc.	..NO	.0108
.0671	Elevance Health, Inc.		66-0909478		0001156039		Consortio MultiSalud del Oeste, Inc.	..PR	..NIA	Centros Medicos Unidos del Oeste, LLC	Ownership	77.000	Elevance Health, Inc.	..NO	.0103
.0671	Elevance Health, Inc.		20-0334650		0001156039		Crossroads Acquisition Corp.	..DE	..NIA	Anthem Holding Corp.	Ownership	100.000	Elevance Health, Inc.	..NO	
.0671	Elevance Health, Inc.		41-1905556		0001156039		DeCare Analytics, LLC	..MN	..NIA	DeCare Dental, LLC	Ownership	100.000	Elevance Health, Inc.	..NO	
.0671	Elevance Health, Inc.		02-0574609		0001156039		DeCare Dental Health International, LLC	..MN	..NIA	DeCare Dental, LLC	Ownership	100.000	Elevance Health, Inc.	..NO	
.0671	Elevance Health, Inc.		73-1665525		0001156039		DeCare Dental Insurance Ireland, Ltd.	..IRL	..NIA	DeCare Dental, LLC	Ownership	100.000	Elevance Health, Inc.	..NO	
.0671	Elevance Health, Inc.		01-0822645		0001156039		DeCare Dental Networks, LLC	..MN	..NIA	DeCare Dental, LLC	Ownership	100.000	Elevance Health, Inc.	..NO	
.0671	Elevance Health, Inc.		01-0822645		0001156039		DeCare Dental, LLC	..MN	..NIA	Anthem Holding Corp.	Ownership	100.000	Elevance Health, Inc.	..NO	
.0671	Elevance Health, Inc.		01-0822645		0001156039		DeCare Operations Ireland, Limited	..IRL	..NIA	DeCare Dental, LLC	Ownership	100.000	Elevance Health, Inc.	..NO	
.0671	Elevance Health, Inc.		20-0660775		0001156039		Delivery Network, LLC	..FL	..NIA	Highland Acquisition Holdings, LLC	Ownership	100.000	Elevance Health, Inc.	..NO	
.0671	Elevance Health, Inc.		66-0948046		0001156039		Dental Services Organization, LLC	..PR	..NIA	Clinica Todo Salud, LLC	Ownership	100.000	Elevance Health, Inc.	..NO	
.0671	Elevance Health, Inc.		26-2544715		0001156039		Designated Agent Company, Inc.	..KY	..NIA	Anthem Health Plans of Kentucky, Inc.	Ownership	100.000	Elevance Health, Inc.	..NO	
.0671	Elevance Health, Inc.		45-3666871		0001156039		Dogwood Pharmacy, LLC	..FL	..NIA	BioPlus Parent, LLC	Ownership	100.000	Elevance Health, Inc.	..NO	
.0671	Elevance Health, Inc.		27-2844373		0001156039		EasyScripts Cutler Bay, LLC	..FL	..NIA	Highland Acquisition Holdings, LLC	Ownership	100.000	Elevance Health, Inc.	..NO	
.0671	Elevance Health, Inc.		26-2974996		0001156039		EasyScripts Hialeah, LLC	..FL	..NIA	Highland Acquisition Holdings, LLC	Ownership	100.000	Elevance Health, Inc.	..NO	
.0671	Elevance Health, Inc.		30-0478573		0001156039		EasyScripts LLC	..FL	..NIA	Highland Acquisition Holdings, LLC	Ownership	100.000	Elevance Health, Inc.	..NO	
.0671	Elevance Health, Inc.		46-0613819		0001156039		EasyScripts Westchester, LLC	..FL	..NIA	Highland Acquisition Holdings, LLC	Ownership	100.000	Elevance Health, Inc.	..NO	
.0671	Elevance Health, Inc.		13-3934328		0001156039		EHC Benefits Agency, Inc.	..NY	..NIA	WellPoint Holding Corp	Ownership	100.000	Elevance Health, Inc.	..NO	
.0671	Elevance Health, Inc.		35-2145715		0001156039	New York Stock Exchange (NYSE)	Elevance Health, Inc.	..IN	..UIP				Elevance Health, Inc.	..NO	
.0671	Elevance Health, Inc.	55093	23-7391136		0001156039		Empire HealthChoice Assurance, Inc.	..NY	..IA	WellPoint Holding Corp	Ownership	100.000	Elevance Health, Inc.	..NO	

STATEMENT AS OF JUNE 30, 2023 OF THE Amerigroup Tennessee, Inc.

SCHEDULE Y
PART 1A - DETAIL OF INSURANCE HOLDING COMPANY SYSTEM

1	2	3	4	5	6	7	8	9	10	11	12	13	14	15	16
Group Code	Group Name	NAIC Company Code	ID Number	Federal RSSD	CIK	Name of Securities Exchange if Publicly Traded (U.S. or International)	Names of Parent, Subsidiaries Or Affiliates	Domiciliary Location	Relationship to Reporting Entity	Directly Controlled by (Name of Entity/Person)	Type of Control (Ownership, Board, Management, Attorney-in-Fact, Influence, Other)	If Control is Ownership Provide Percentage	Ultimate Controlling Entity(ies)/Person(s)	Is an SCA Filing Required? (Yes/No)	*
.0671	Elevance Health, Inc.	95433	13-3874803		0001156039		Empire HealthChoice HMO, Inc.	NY	IA	Empire HealthChoice Assurance, Inc.	Ownership	100.000	Elevance Health, Inc.	NO	
.0671	Elevance Health, Inc.		26-4286154		0001156039		Federal Government Solutions, LLC	WI	NIA	ATH Holding Company, LLC	Ownership	100.000	Elevance Health, Inc.	NO	
.0671	Elevance Health, Inc.		54-1230110		0001156039		FHC Health Systems, Inc.	VA	NIA	Beacon Health Vista Parent, Inc.	Ownership	100.000	Elevance Health, Inc.	NO	
.0671	Elevance Health, Inc.	10119	41-2128275		0001156039		Freedom Health, Inc.	FL	IA	AMERIGROUP Corporation	Ownership	100.000	Elevance Health, Inc.	NO	
.0671	Elevance Health, Inc.				0001156039		Freedom SPV, Inc.	DE	NIA	ATH Holding Company, LLC	Ownership	100.000	Elevance Health, Inc.	NO	
.0671	Elevance Health, Inc.		95-2907752		0001156039		Golden West Health Plan, Inc.	CA	IA	WellPoint California Services, Inc.	Ownership	100.000	Elevance Health, Inc.	NO	0101
.0671	Elevance Health, Inc.				0001156039		Government Healthcare Solutions LLC	DE	NIA	National Government Services, Inc.	Ownership	49.000	Elevance Health, Inc.	NO	0114
.0671	Elevance Health, Inc.		84-4672692		0001156039		GR Health Solutions LLC	PA	NIA	Anthem Partnership Holding Company, LLC	Ownership	50.000	Elevance Health, Inc.	NO	0107
.0671	Elevance Health, Inc.	97217	58-1473042		0001156039		Greater Georgia Life Insurance Company	GA	IA	Blue Cross Blue Shield Healthcare Plan of Georgia, Inc.	Ownership	100.000	Elevance Health, Inc.	NO	
.0671	Elevance Health, Inc.	12812	30-0326654		0001156039		Group Retiree Health Solutions, Inc.	PA	IA	GR Health Solutions LLC	Ownership	100.000	Elevance Health, Inc.	NO	
.0671	Elevance Health, Inc.		66-0695527		0001156039		Grupo Advantage del Oeste, LLC	PR	NIA	PHM MultiSalud, LLC	Ownership	100.000	Elevance Health, Inc.	NO	
.0671	Elevance Health, Inc.		66-0927403		0001156039		Grupo Advantage Metro, LLC	PR	NIA	PHM MultiSalud, LLC	Ownership	100.000	Elevance Health, Inc.	NO	
.0671	Elevance Health, Inc.	16426	82-1820099		0001156039		Health Colorado, Inc.	CO	IA	Carelon Behavioral Health, Inc.	Ownership	16.670	Elevance Health, Inc.	NO	0109
.0671	Elevance Health, Inc.		36-3897701		0001156039		Health Ventures Partner, L.L.C.	IL	NIA	UNICARE National Services, Inc.	Ownership	100.000	Elevance Health, Inc.	NO	
.0671	Elevance Health, Inc.	95169	54-1356687		0001156039		HealthKeepers, Inc.	VA	IA	Anthem Southeast, Inc.	Ownership	92.510	Elevance Health, Inc.	NO	
.0671	Elevance Health, Inc.	95169	54-1356687		0001156039		HealthKeepers, Inc.	VA	IA	UNICARE National Services, Inc.	Ownership	7.490	Elevance Health, Inc.	NO	
.0671	Elevance Health, Inc.		43-1616135		0001156039		HealthLink Administrators, Inc.	MO	NIA	HealthLink, Inc.	Ownership	100.000	Elevance Health, Inc.	NO	
.0671	Elevance Health, Inc.		43-1364135		0001156039		HealthLink, Inc.	IL	NIA	RightCHOICE Managed Care, Inc.	Ownership	100.000	Elevance Health, Inc.	NO	
.0671	Elevance Health, Inc.	16574	13-3865627		0001156039		HealthPlus HP, LLC	NY	IA	AMERIGROUP Corporation	Ownership	100.000	Elevance Health, Inc.	NO	0100
.0671	Elevance Health, Inc.	10122	20-0982649		0001156039		HealthSun Health Plans, Inc.	FL	IA	AMERIGROUP Corporation	Ownership	100.000	Elevance Health, Inc.	NO	
.0671	Elevance Health, Inc.		46-3434016		0001156039		HealthSun Physicians Network 1, LLC	FL	NIA	HealthSun Physicians Network, LLC	Ownership	100.000	Elevance Health, Inc.	NO	
.0671	Elevance Health, Inc.		46-5250294		0001156039		HealthSun Physicians Network, LLC	FL	NIA	Delivery Network, LLC	Ownership	100.000	Elevance Health, Inc.	NO	
.0671	Elevance Health, Inc.	78972	86-0257201		0001156039		Healthy Alliance Life Insurance Company	MO	IA	RightCHOICE Managed Care, Inc.	Ownership	100.000	Elevance Health, Inc.	NO	
.0671	Elevance Health, Inc.		47-3953545		0001156039		HEP AP Holdings, Inc.	DE	NIA	Imaging Management Holdings, L.L.C.	Ownership	100.000	Elevance Health, Inc.	NO	
.0671	Elevance Health, Inc.		81-3471305		0001156039		Highland Acquisition Holdings, LLC	DE	NIA	Highland Intermediate Holdings, LLC	Ownership	100.000	Elevance Health, Inc.	NO	
.0671	Elevance Health, Inc.		81-3487249		0001156039		Highland Intermediate Holdings, LLC	DE	NIA	Highland Investor Holdings, LLC	Ownership	100.000	Elevance Health, Inc.	NO	
.0671	Elevance Health, Inc.		81-3493196		0001156039		Highland Investor Holdings, LLC	DE	NIA	ATH Holding Company, LLC	Ownership	98.000	Elevance Health, Inc.	NO	
.0671	Elevance Health, Inc.		81-3493196		0001156039		Highland Investor Holdings, LLC	DE	NIA	AMERIGROUP Corporation	Ownership	2.000	Elevance Health, Inc.	NO	
.0671	Elevance Health, Inc.	95473	84-1017384		0001156039		HMO Colorado, Inc.	CO	IA	Rocky Mountain Hospital and Medical Service, Inc.	Ownership	100.000	Elevance Health, Inc.	NO	
.0671	Elevance Health, Inc.	95358	37-1216698		0001156039		HMO Missouri, Inc.	MO	IA	RightCHOICE Managed Care, Inc.	Ownership	100.000	Elevance Health, Inc.	NO	
.0671	Elevance Health, Inc.		83-2158120		0001156039		IEC Group Holdings, Inc.	ID	NIA	ATH Holding Company, LLC	Ownership	100.000	Elevance Health, Inc.	NO	
.0671	Elevance Health, Inc.		82-0497661		0001156039		IEC Group, Inc. d/b/a AmeriBen	ID	NIA	IEC Group Holdings, Inc.	Ownership	100.000	Elevance Health, Inc.	NO	
.0671	Elevance Health, Inc.		75-2619605		0001156039		Imaging Management Holdings, L.L.C.	DE	NIA	ATH Holding Company, LLC	Ownership	100.000	Elevance Health, Inc.	NO	
.0671	Elevance Health, Inc.		66-0884762		0001156039		InHealth Management, LLC	PR	NIA	MSO Holdings, LLC	Ownership	100.000	Elevance Health, Inc.	NO	
.0671	Elevance Health, Inc.		66-0959260		0001156039		IPA Holdings, LLC	PR	NIA	MSO Holdings, LLC	Ownership	100.000	Elevance Health, Inc.	NO	
.0671	Elevance Health, Inc.		02-0581429		0001156039		Living Complete Technologies, Inc.	MD	NIA	Carelon Behavioral Health, Inc.	Ownership	100.000	Elevance Health, Inc.	NO	
.0671	Elevance Health, Inc.		66-0999240		0001156039		MAPR Capital, LLC	PR	NIA	MAPR Global, LLC	Ownership	100.000	Elevance Health, Inc.	NO	
.0671	Elevance Health, Inc.		66-0999355		0001156039		MAPR Global, LLC	PR	NIA	APR, LLC	Ownership	100.000	Elevance Health, Inc.	NO	
.0671	Elevance Health, Inc.		66-0999498		0001156039		MAPR Holdings, LLC	PR	NIA	MAPR Capital, LLC	Ownership	100.000	Elevance Health, Inc.	NO	
.0671	Elevance Health, Inc.		04-3307857		0001156039		Massachusetts Behavioral Health Partnership	MA	NIA	Carelon Behavioral Health, Inc.	Ownership	50.000	Elevance Health, Inc.	NO	
.0671	Elevance Health, Inc.		04-3307857		0001156039		Massachusetts Behavioral Health Partnership	MA	NIA	OPTIONS Health Care, Inc.	Ownership	50.000	Elevance Health, Inc.	NO	
.0671	Elevance Health, Inc.	95527	02-0494919		0001156039		Matthew Thornton Health Plan, Inc.	NH	IA	Anthem Health Plans of New Hampshire, Inc.	Ownership	100.000	Elevance Health, Inc.	NO	
.0671	Elevance Health, Inc.		66-0823267		0001156039		Medical Dental Network Management, LLC	PR	NIA	MMM Holdings, LLC	Ownership	100.000	Elevance Health, Inc.	NO	
.0671	Elevance Health, Inc.	12913	20-5862801		0001156039		Missouri Care, Incorporated	MO	IA	ATH Holding Company, LLC	Ownership	100.000	Elevance Health, Inc.	NO	
.0671	Elevance Health, Inc.		66-1002717		0001156039		MMM Contact, LLC	PR	IA	MMM Holdings, LLC	Ownership	100.000	Elevance Health, Inc.	NO	
.0671	Elevance Health, Inc.	11157	66-0588600		0001156039		MMM Healthcare, LLC	PR	IA	MMM Holdings, LLC	Ownership	100.000	Elevance Health, Inc.	NO	

STATEMENT AS OF JUNE 30, 2023 OF THE Amerigroup Tennessee, Inc.

SCHEDULE Y
PART 1A - DETAIL OF INSURANCE HOLDING COMPANY SYSTEM

1	2	3	4	5	6	7	8	9	10	11	12	13	14	15	16
Group Code	Group Name	NAIC Company Code	ID Number	Federal RSSD	CIK	Name of Securities Exchange if Publicly Traded (U.S. or International)	Names of Parent, Subsidiaries Or Affiliates	Domi-ciliary Location	Relation-ship to Reporting Entity	Directly Controlled by (Name of Entity/Person)	Type of Control (Ownership, Board, Management, Attorney-in-Fact, Influence, Other)	If Control is Ownership Provide Percentage	Ultimate Controlling Entity(ies)/Person(s)	Is an SCA Filing Re-quired? (Yes/No)	*
.0671	Elevalance Health, Inc.		66-0649625		0001156039		MMM Holdings, LLC	PR	NIA	MAPR Holdings, LLC	Ownership	100.000	Elevalance Health, Inc.	NO	
.0671	Elevalance Health, Inc.	12534	66-0653763		0001156039		MMM Multi Health, LLC	PR	IA	MMM Holdings, LLC	Ownership	100.000	Elevalance Health, Inc.	NO	
.0671	Elevalance Health, Inc.		66-1002779		0001156039		MMM Transportation, LLC	PR	NIA	MISO Holdings, LLC	Ownership	100.000	Elevalance Health, Inc.	NO	
.0671	Elevalance Health, Inc.		82-4684953		0001156039		Momentum Health Partners, LLC	NC	NIA	Anthem Partnership Holding Company, LLC	Ownership	50.000	Elevalance Health, Inc.	NO	0106
.0671	Elevalance Health, Inc.		66-0645750		0001156039		MISO Holdings, LLC	PR	NIA	MAPR Capital, LLC	Ownership	100.000	Elevalance Health, Inc.	NO	
.0671	Elevalance Health, Inc.		66-0719637		0001156039		MISO of Puerto Rico, LLC	PR	NIA	MISO Holdings, LLC	Ownership	100.000	Elevalance Health, Inc.	NO	
.0671	Elevalance Health, Inc.		84-1811105		0001156039		myNEXUS Holdings, Inc.	DE	NIA	ATH Holding Company, LLC	Ownership	100.000	Elevalance Health, Inc.	NO	
.0671	Elevalance Health, Inc.		84-1801030		0001156039		myNEXUS Management, Inc.	DE	NIA	myNEXUS Holdings, Inc.	Ownership	100.000	Elevalance Health, Inc.	NO	
.0671	Elevalance Health, Inc.		81-4603181		0001156039		myNEXUS NPHO of TEXAS	TX	NIA	Carelon Post Acute Solutions, Inc.	Ownership	100.000	Elevalance Health, Inc.	NO	
.0671	Elevalance Health, Inc.		85-0541810		0001156039		myNEXUS NY IPA, LLC	NY	NIA	Carelon Post Acute Solutions, Inc.	Ownership	100.000	Elevalance Health, Inc.	NO	
.0671	Elevalance Health, Inc.		83-0892028		0001156039		Nash Holding Company, LLC	DE	NIA	ATH Holding Company, LLC	Ownership	100.000	Elevalance Health, Inc.	NO	
.0671	Elevalance Health, Inc.		35-1840597		0001156039		National Government Services, Inc.	IN	NIA	Federal Government Solutions, LLC	Ownership	100.000	Elevalance Health, Inc.	NO	
.0671	Elevalance Health, Inc.		04-2919509		0001156039		New England Research Institute, Inc.	MA	NIA	Carelon Research, Inc.	Ownership	100.000	Elevalance Health, Inc.	NO	
.0671	Elevalance Health, Inc.		81-5476630		0001156039		NGS Federal, LLC	IN	NIA	Federal Government Solutions, LLC	Ownership	100.000	Elevalance Health, Inc.	NO	
.0671	Elevalance Health, Inc.	12259	20-1336412		0001156039		Optimum Healthcare, Inc.	FL	IA	AMERIGROUP Corporation	Ownership	100.000	Elevalance Health, Inc.	NO	
.0671	Elevalance Health, Inc.		54-1826967		0001156039		OPTIONS Health Care, Inc.	DE	NIA	Carelon Behavioral Health, Inc.	Ownership	100.000	Elevalance Health, Inc.	NO	
.0671	Elevalance Health, Inc.		27-1991772		0001156039		Pasteur Medical Bird Road, LLC	FL	NIA	Highland Acquisition Holdings, LLC	Ownership	100.000	Elevalance Health, Inc.	NO	
.0671	Elevalance Health, Inc.		20-2749389		0001156039		Pasteur Medical Center, LLC	DE	NIA	Highland Acquisition Holdings, LLC	Ownership	100.000	Elevalance Health, Inc.	NO	
.0671	Elevalance Health, Inc.		27-1366915		0001156039		Pasteur Medical Cutler Bay, LLC	FL	NIA	Highland Acquisition Holdings, LLC	Ownership	100.000	Elevalance Health, Inc.	NO	
.0671	Elevalance Health, Inc.		20-0610128		0001156039		Pasteur Medical Group, LLC	FL	NIA	Highland Acquisition Holdings, LLC	Ownership	100.000	Elevalance Health, Inc.	NO	
.0671	Elevalance Health, Inc.		37-1668303		0001156039		Pasteur Medical Hialeah Gardens, LLC	FL	NIA	Highland Acquisition Holdings, LLC	Ownership	100.000	Elevalance Health, Inc.	NO	
.0671	Elevalance Health, Inc.		47-3464152		0001156039		Pasteur Medical Kendall, LLC	FL	NIA	Highland Acquisition Holdings, LLC	Ownership	100.000	Elevalance Health, Inc.	NO	
.0671	Elevalance Health, Inc.		27-2810478		0001156039		Pasteur Medical Management, LLC	FL	NIA	Highland Acquisition Holdings, LLC	Ownership	100.000	Elevalance Health, Inc.	NO	
.0671	Elevalance Health, Inc.		33-1217936		0001156039		Pasteur Medical Miami Gardens, LLC	FL	NIA	Highland Acquisition Holdings, LLC	Ownership	100.000	Elevalance Health, Inc.	NO	
.0671	Elevalance Health, Inc.		27-2651017		0001156039		Pasteur Medical North Miami Beach, LLC	FL	NIA	Highland Acquisition Holdings, LLC	Ownership	100.000	Elevalance Health, Inc.	NO	
.0671	Elevalance Health, Inc.		26-0813665		0001156039		Pasteur Medical Partners, LLC	FL	NIA	Highland Acquisition Holdings, LLC	Ownership	100.000	Elevalance Health, Inc.	NO	
.0671	Elevalance Health, Inc.		66-0693134		0001156039		PHM Healthcare Solutions, Inc.	PR	NIA	Physician Group Practices, LLC	Ownership	100.000	Elevalance Health, Inc.	NO	
.0671	Elevalance Health, Inc.		66-0864220		0001156039		PHM IntraHospital Physician Group, LLC	PR	NIA	PHM MultiSalud, LLC	Ownership	100.000	Elevalance Health, Inc.	NO	
.0671	Elevalance Health, Inc.		66-0811976		0001156039		PHM Multidisciplinary Clinic Aguadilla LLC	PR	NIA	PHM MultiDisciplinary Clinic, LLC	Ownership	100.000	Elevalance Health, Inc.	NO	
.0671	Elevalance Health, Inc.		66-0812014		0001156039		PHM Multidisciplinary Clinic Arecibo LLC	PR	NIA	PHM MultiDisciplinary Clinic, LLC	Ownership	100.000	Elevalance Health, Inc.	NO	
.0671	Elevalance Health, Inc.		66-0925853		0001156039		PHM Multidisciplinary Clinic Cabo Rojo LLC	PR	NIA	PHM MultiDisciplinary Clinic, LLC	Ownership	100.000	Elevalance Health, Inc.	NO	
.0671	Elevalance Health, Inc.		66-0764408		0001156039		PHM Multidisciplinary Clinic Guayama LLC	PR	NIA	PHM MultiDisciplinary Clinic, LLC	Ownership	100.000	Elevalance Health, Inc.	NO	
.0671	Elevalance Health, Inc.		66-0949111		0001156039		PHM Multidisciplinary Clinic Maunabo LLC	PR	NIA	PHM MultiDisciplinary Clinic, LLC	Ownership	100.000	Elevalance Health, Inc.	NO	
.0671	Elevalance Health, Inc.		66-0859950		0001156039		PHM MultiDisciplinary Clinic, LLC	PR	NIA	PHM MultiSalud, LLC	Ownership	100.000	Elevalance Health, Inc.	NO	
.0671	Elevalance Health, Inc.		66-0867882		0001156039		PHM MultiSalud, LLC	PR	NIA	Physician Group Practices, LLC	Ownership	100.000	Elevalance Health, Inc.	NO	
.0671	Elevalance Health, Inc.		66-0864171		0001156039		PHM Specialty Network, LLC	PR	NIA	PHM MultiSalud, LLC	Ownership	100.000	Elevalance Health, Inc.	NO	
.0671	Elevalance Health, Inc.		66-0960976		0001156039		Physician Group Practices, LLC	PR	NIA	IPA Holdings, LLC	Ownership	100.000	Elevalance Health, Inc.	NO	
.0671	Elevalance Health, Inc.	12178	66-0592131		0001156039		PMC Medicare Choice, LLC	PR	IA	MMM Holdings, LLC	Ownership	100.000	Elevalance Health, Inc.	NO	
.0671	Elevalance Health, Inc.		47-5139459		0001156039		Raina Rx LLC	NY	NIA	BioPlus Parent, LLC	Ownership	100.000	Elevalance Health, Inc.	NO	
.0671	Elevalance Health, Inc.		47-0851593		0001156039		RightCHOICE Managed Care, Inc.	DE	NIA	Anthem Holding Corp.	Ownership	100.000	Elevalance Health, Inc.	NO	
.0671	Elevalance Health, Inc.		45-3667026		0001156039		River Medical Pharmacy, LLC	FL	NIA	BioPlus Parent, LLC	Ownership	100.000	Elevalance Health, Inc.	NO	
.0671	Elevalance Health, Inc.		84-0747736		0001156039		Rocky Mountain Hospital and Medical Service, Inc.	CO	IA	ATH Holding Company, LLC	Ownership	100.000	Elevalance Health, Inc.	NO	
.0671	Elevalance Health, Inc.		46-2787212		0001156039		Santa Barbara Specialty Pharmacy, LLC	CA	NIA	BioPlus Parent, LLC	Ownership	100.000	Elevalance Health, Inc.	NO	
.0671	Elevalance Health, Inc.		20-0473316		0001156039		SellCore, Inc.	DE	NIA	Elevalance Health, Inc.	Ownership	100.000	Elevalance Health, Inc.	NO	
.0671	Elevalance Health, Inc.	13726	27-0945036		0001156039		Simply Healthcare Plans, Inc.	FL	IA	AMERIGROUP Corporation	Ownership	100.000	Elevalance Health, Inc.	NO	
.0671	Elevalance Health, Inc.		55-0712302		0001156039		Southeast Services, Inc.	VA	NIA	Anthem Southeast, Inc.	Ownership	100.000	Elevalance Health, Inc.	NO	
.0671	Elevalance Health, Inc.		45-4071004		0001156039		State Sponsored Services, Inc.	IN	NIA	UNICARE Specialty Services, Inc.	Ownership	100.000	Elevalance Health, Inc.	NO	

STATEMENT AS OF JUNE 30, 2023 OF THE Amerigroup Tennessee, Inc.

SCHEDULE Y
PART 1A - DETAIL OF INSURANCE HOLDING COMPANY SYSTEM

1	2	3	4	5	6	7	8	9	10	11	12	13	14	15	16
Group Code	Group Name	NAIC Company Code	ID Number	Federal RSSD	CIK	Name of Securities Exchange if Publicly Traded (U.S. or International)	Names of Parent, Subsidiaries Or Affiliates	Domiciliary Location	Relationship to Reporting Entity	Directly Controlled by (Name of Entity/Person)	Type of Control (Ownership, Board, Management, Attorney-in-Fact, Influence, Other)	If Control is Ownership Provide Percentage	Ultimate Controlling Entity(ies)/Person(s)	Is an SCA Filing Required? (Yes/No)	*
.0671	Elevance Health, Inc.		45-5443372		0001156039		The Elevance Health Companies of California, Inc.	CA	NIA	ATH Holding Company, LLC	Ownership	100.000	Elevance Health, Inc.	NO	
.0671	Elevance Health, Inc.		35-1835818		0001156039		The Elevance Health Companies, Inc.	IN	NIA	ATH Holding Company, LLC	Ownership	100.000	Elevance Health, Inc.	NO	
.0671	Elevance Health, Inc.				0001156039		Triadd NY, LLC dba MyCompass	NY	NIA	Alliance Care Management, LLC	Ownership	25.000	Elevance Health, Inc.	NO	0111
.0671	Elevance Health, Inc.		43-1967924		0001156039		TrustSolutions, LLC	WI	NIA	Federal Government Solutions, LLC	Ownership	100.000	Elevance Health, Inc.	NO	
.0671	Elevance Health, Inc.	11810	84-1620480		0001156039		UNICARE Health Plan of West Virginia, Inc.	WV	IA	UNICARE National Services, Inc.	Ownership	100.000	Elevance Health, Inc.	NO	
.0671	Elevance Health, Inc.		36-3899137		0001156039		UNICARE Illinois Services, Inc.	IL	NIA	UNICARE National Services, Inc.	Ownership	100.000	Elevance Health, Inc.	NO	
.0671	Elevance Health, Inc.	80314	52-0913817		0001156039		UNICARE Life & Health Insurance Company	IN	IA	UNICARE National Services, Inc.	Ownership	100.000	Elevance Health, Inc.	NO	
.0671	Elevance Health, Inc.		95-4635507		0001156039		UNICARE National Services, Inc.	DE	NIA	Anthem Holding Corp.	Ownership	100.000	Elevance Health, Inc.	NO	
.0671	Elevance Health, Inc.		77-0494551		0001156039		UNICARE Specialty Services, Inc.	DE	NIA	Anthem Holding Corp.	Ownership	100.000	Elevance Health, Inc.	NO	
.0671	Elevance Health, Inc.	95799	75-2749263		0001156039		ValueOptions of Texas, Inc.	TX	IA	Carlon Behavioral Health, Inc.	Ownership	100.000	Elevance Health, Inc.	NO	
.0671	Elevance Health, Inc.		66-0865037		0001156039		VITA CARE, LLC	PR	NIA	MSO Holdings, LLC	Ownership	100.000	Elevance Health, Inc.	NO	
.0671	Elevance Health, Inc.		20-0660563		0001156039		WellMax Health Medical Centers, LLC	FL	NIA	Delivery Network, LLC	Ownership	100.000	Elevance Health, Inc.	NO	
.0671	Elevance Health, Inc.		20-0660644		0001156039		WellMax Health Physicians Network, LLC	FL	NIA	Delivery Network, LLC	Ownership	100.000	Elevance Health, Inc.	NO	
.0671	Elevance Health, Inc.		20-4405193		0001156039		WellPoint Acquisition, LLC	IN	NIA	Elevance Health, Inc.	Ownership	100.000	Elevance Health, Inc.	NO	
.0671	Elevance Health, Inc.		95-4640531		0001156039		WellPoint California Services, Inc.	DE	NIA	Anthem Holding Corp.	Ownership	100.000	Elevance Health, Inc.	NO	
.0671	Elevance Health, Inc.		95-4657170		0001156039		WellPoint Dental Services, Inc.	DE	NIA	UNICARE Specialty Services, Inc.	Ownership	100.000	Elevance Health, Inc.	NO	
.0671	Elevance Health, Inc.		47-2546820		0001156039		Wellpoint Federal Corporation	IN	NIA	Federal Government Solutions, LLC	Ownership	100.000	Elevance Health, Inc.	NO	
.0671	Elevance Health, Inc.		81-2874917		0001156039		WellPoint Health Solutions, Inc.	DE	NIA	Federal Government Solutions, LLC	Ownership	100.000	Elevance Health, Inc.	NO	
.0671	Elevance Health, Inc.		20-3620996		0001156039		WellPoint Holding Corp	DE	NIA	Elevance Health, Inc.	Ownership	100.000	Elevance Health, Inc.	NO	
.0671	Elevance Health, Inc.		45-2736438		0001156039		WellPoint Information Technology Services, Inc.	CA	NIA	Blue Cross of California	Ownership	100.000	Elevance Health, Inc.	NO	
.0671	Elevance Health, Inc.		36-4595641		0001156039		WellPoint Insurance Services, Inc.	HI	NIA	Elevance Health, Inc.	Ownership	100.000	Elevance Health, Inc.	NO	
.0671	Elevance Health, Inc.	95832	51-0387398		0001156039		WellPoint Maryland, Inc.	MD	IA	AMERIGROUP Corporation	Ownership	100.000	Elevance Health, Inc.	NO	
.0671	Elevance Health, Inc.		92-3489706		0001156039		Wellpoint South Carolina, Inc.	SC	NIA	Anthem Partnership Holding Company, LLC	Ownership	100.000	Elevance Health, Inc.	NO	
.0671	Elevance Health, Inc.	95314	75-2603231		0001156039		Wellpoint Texas, Inc.	TX	IA	AMERIGROUP Corporation	Ownership	100.000	Elevance Health, Inc.	NO	
.0671	Elevance Health, Inc.	15929	47-5569628		0001156039		Wisconsin Collaborative Insurance Company	WI	IA	Crossroads Acquisition Corp.	Ownership	100.000	Elevance Health, Inc.	NO	

Asterisk	Explanation
0100	Insurer is deemed to be an insurance affiliate in column 10 and has an NAIC Company Code in column 3. However, it does not file an NAIC statutory statement because it is regulated by the New York State Department of Health.
0101	Insurer is deemed to be an insurance affiliate in column 10, but does not have an NAIC Company Code in column 3 because it is regulated by the California Department of Managed Health Care.
0102	CCHA, LLC is a joint venture 50% owned by Anthem Partnership Holding Company, LLC and 50% owned by Colorado Community Health Alliance, LLC, a non-affiliate.
0103	Owned 77% by Centros Medicos Unidos del Oeste, LLC, 13% by Asociacion de Medicos del Oeste, Inc. (a non-affiliate) and 10% by Doctores Asociados del Noroeste, Inc. (a non-affiliate).
0104	Community Care Health Plan of Louisiana, Inc. is a joint venture 75% owned by Anthem Partnership Holding Company, LLC and 25% owned by Louisiana Health Service & Indemnity Company d/b/a Blue Cross and Blue Shield of Louisiana (a non-affiliate).
0105	AMH Health, LLC is a joint venture 50% owned by Anthem Partnership Holding Company, LLC and 50% by MaineHealth, a non-affiliate.
0106	Momentum Health Partners, LLC is a joint venture 50% owned by Anthem Partnership Holding Company, LLC and 50% owned by Blue Cross and Blue Shield of North Carolina, a non-affiliate.
0107	GR Health Solutions, LLC is a joint venture 50% owned by Anthem Partnership Holding Company, LLC and 50% owned by Independence Blue Cross, LLC, a non-affiliate.
0108	Owned 50% by Centro Medicina Familiar del Norte, LLC and 50% by ACO del Norte, LLC, a non-affiliated entity.
0109	83.33% owned by unaffiliated investors
0110	Community Care Health Plan of Nebraska, Inc. is a joint venture 95% owned by Anthem Partnership Holding Company, LLC and 5% owned by Blue Cross and Blue Shield of Nebraska, a non-affiliate.
0111	Triadd NY, LLC dba MyCompass (NY) is owned 25% by Alliance Care Management, LLC and 75% by non-affiliates.
0112	Community Care Health Plan of Kansas, Inc. is a joint venture 90% owned by Anthem Partnership Holding Company, LLC, 5% owned by Blue Cross and Blue Shield of Kansas (a non-affiliate), and 5% owned by Blue Cross and Blue Shield of Kansas City, a non-affiliate.
0113	APC Passe, LLC is 49% owned by Anthem Partnership Holding Company, LLC and 51% owned by the Arkansas Provider Coalition, LLC, which is not affiliated with Anthem, Inc.
0114	Government Healthcare Solutions LLC. is a joint venture 49% owned by National Government Services, Inc. and 51% owned by MKS2 LLC (non-affiliate)

SUPPLEMENTAL EXHIBITS AND SCHEDULES INTERROGATORIES

The following supplemental reports are required to be filed as part of your statement filing. However, in the event that your company does not transact the type of business for which the special report must be filed, your response of NO to the specific interrogatory will be accepted in lieu of filing a "NONE" report and a bar code will be printed below. If the supplement is required of your company but is not being filed for whatever reason enter SEE EXPLANATION and provide an explanation following the interrogatory questions.

	Response
1. Will the Medicare Part D Coverage Supplement be filed with the state of domicile and the NAIC with this statement?	NO

AUGUST FILING

2. Will the regulator-only (non-public) Communication of Internal Control Related Matters Noted in Audit be filed with the state of domicile and electronically with the NAIC (as a regulator-only non-public document) by August 1? The response for 1st and 3rd quarters should be N/A. A NO response resulting with a bar code is only appropriate in the 2nd quarter.	YES
--	-----

Explanation:

1.

Bar Code:

1. Medicare Part D Coverage Supplement [Document Identifier 365]



OVERFLOW PAGE FOR WRITE-INS

Additional Write-ins for Liabilities Line 23

	Current Period			Prior Year
	1 Covered	2 Uncovered	3 Total	4 Total
2304. Other Liabilities	1,941,711		1,941,711	2,211,479
2397. Summary of remaining write-ins for Line 23 from overflow page	1,941,711	0	1,941,711	2,211,479

STATEMENT AS OF JUNE 30, 2023 OF THE Amerigroup Tennessee, Inc.

SCHEDULE A - VERIFICATION

Real Estate

	1 Year to Date	2 Prior Year Ended December 31
1. Book/adjusted carrying value, December 31 of prior year		
2. Cost of acquired:		
2.1 Actual cost at time of acquisition		
2.2 Additional investment made after acquisition		
3. Current year change in encumbrances		
4. Total gain (loss) on disposals		
5. Deduct amounts received on disposals		
6. Total foreign exchange change in book/adjusted carrying value		
7. Deduct current year's other than temporary impairment recognized		
8. Deduct current year's depreciation		
9. Book/adjusted carrying value at the end of current period (Lines 1+2+3+4-5+6-7-8)		
10. Deduct total nonadmitted amounts		
11. Statement value at end of current period (Line 9 minus Line 10)		

NONE

SCHEDULE B - VERIFICATION

Mortgage Loans

	1 Year to Date	2 Prior Year Ended December 31
1. Book value/recorded investment excluding accrued interest, December 31 of prior year		
2. Cost of acquired:		
2.1 Actual cost at time of acquisition		
2.2 Additional investment made after acquisition		
3. Capitalized deferred interest and other		
4. Accrual of discount		
5. Unrealized valuation increase (decrease)		
6. Total gain (loss) on disposals		
7. Deduct amounts received on disposals		
8. Deduct amortization of premium and mortgage interest paid and commitment fees		
9. Total foreign exchange change in book value/recorded investment excluding accrued interest		
10. Deduct current year's other than temporary impairment recognized		
11. Book value/recorded investment excluding accrued interest at end of current period (Lines 1+2+3+4+5+6-7-8+9-10)		
12. Total valuation allowance		
13. Subtotal (Line 11 plus Line 12)		
14. Deduct total nonadmitted amounts		
15. Statement value at end of current period (Line 13 minus Line 14)		

NONE

SCHEDULE BA - VERIFICATION

Other Long-Term Invested Assets

	1 Year to Date	2 Prior Year Ended December 31
1. Book/adjusted carrying value, December 31 of prior year		
2. Cost of acquired:		
2.1 Actual cost at time of acquisition		
2.2 Additional investment made after acquisition		
3. Capitalized deferred interest and other		
4. Accrual of discount		
5. Unrealized valuation increase (decrease)		
6. Total gain (loss) on disposals		
7. Deduct amounts received on disposals		
8. Deduct amortization of premium and depreciation		
9. Total foreign exchange change in book/adjusted carrying value		
10. Deduct current year's other than temporary impairment recognized		
11. Book/adjusted carrying value at end of current period (Lines 1+2+3+4+5+6-7-8+9-10)		
12. Deduct total nonadmitted amounts		
13. Statement value at end of current period (Line 11 minus Line 12)		

NONE

SCHEDULE D - VERIFICATION

Bonds and Stocks

	1 Year to Date	2 Prior Year Ended December 31
1. Book/adjusted carrying value of bonds and stocks, December 31 of prior year	865,068,719	821,352,259
2. Cost of bonds and stocks acquired	163,233,150	280,574,375
3. Accrual of discount	1,186,063	924,388
4. Unrealized valuation increase (decrease)	5,094,804	(27,605,187)
5. Total gain (loss) on disposals	(8,427,370)	(9,335,573)
6. Deduct consideration for bonds and stocks disposed of	123,088,886	195,563,149
7. Deduct amortization of premium	1,729,119	4,441,337
8. Total foreign exchange change in book/adjusted carrying value	0	0
9. Deduct current year's other than temporary impairment recognized	293,078	434,782
10. Total investment income recognized as a result of prepayment penalties and/or acceleration fees	10,632	(402,275)
11. Book/adjusted carrying value at end of current period (Lines 1+2+3+4+5-6-7+8-9+10)	901,054,915	865,068,719
12. Deduct total nonadmitted amounts	0	0
13. Statement value at end of current period (Line 11 minus Line 12)	901,054,915	865,068,719

STATEMENT AS OF JUNE 30, 2023 OF THE Amerigroup Tennessee, Inc.

SCHEDULE D - PART 1B

Showing the Acquisitions, Dispositions and Non-Trading Activity
During the Current Quarter for all Bonds and Preferred Stock by NAIC Designation

NAIC Designation	1 Book/Adjusted Carrying Value Beginning of Current Quarter	2 Acquisitions During Current Quarter	3 Dispositions During Current Quarter	4 Non-Trading Activity During Current Quarter	5 Book/Adjusted Carrying Value End of First Quarter	6 Book/Adjusted Carrying Value End of Second Quarter	7 Book/Adjusted Carrying Value End of Third Quarter	8 Book/Adjusted Carrying Value December 31 Prior Year
BONDS								
1. NAIC 1 (a)	517,662,592	1,792,238,936	1,804,574,843	543,039	517,662,592	505,869,724	0	477,487,153
2. NAIC 2 (a)	169,880,477	12,275,778	5,263,853	(661,377)	169,880,477	176,231,025	0	201,700,721
3. NAIC 3 (a)	177,113,910	19,111,988	1,306,614	(62,362)	177,113,910	194,856,922	0	175,567,423
4. NAIC 4 (a)	29,822,499	0	0	25,423	29,822,499	29,847,922	0	30,387,185
5. NAIC 5 (a)	3,026,508	0	349,746	139,774	3,026,508	2,816,536	0	1,665,110
6. NAIC 6 (a)	1,041,330	0	892,361	83,817	1,041,330	232,786	0	
7. Total Bonds	898,547,316	1,823,626,702	1,812,387,417	68,314	898,547,316	909,854,915	0	886,807,592
PREFERRED STOCK								
8. NAIC 1	0	0	0	0	0	0	0	0
9. NAIC 2	0	0	0	0	0	0	0	0
10. NAIC 3	0	0	0	0	0	0	0	0
11. NAIC 4	0	0	0	0	0	0	0	0
12. NAIC 5	0	0	0	0	0	0	0	0
13. NAIC 6	0	0	0	0	0	0	0	0
14. Total Preferred Stock	0	0	0	0	0	0	0	0
15. Total Bonds and Preferred Stock	898,547,316	1,823,626,702	1,812,387,417	68,314	898,547,316	909,854,915	0	886,807,592

(a) Book/Adjusted Carrying Value column for the end of the current reporting period includes the following amount of short-term and cash equivalent bonds by NAIC designation:

NAIC 1 \$ 8,800,000 ; NAIC 2 \$ 0 ; NAIC 3 \$ 0 NAIC 4 \$ 0 ; NAIC 5 \$ 0 ; NAIC 6 \$ 0

S102

SCHEDULE DA - PART 1

Short-Term Investments

	1	2	3	4	5
	Book/Adjusted Carrying Value	Premium	Actual Cost	Interest Collected Year-to-Date	Paid for Accrued Interest Year-to-Date
7709999999 Totals		XX			

NONE

SCHEDULE DA - VERIFICATION

Short-Term Investments

	1	2
	Year To Date	Prior Year Ended December 31
1. Book/adjusted carrying value, December 31 of prior year	238,872	3,199,498
2. Cost of short-term investments acquired	44,920,020	7,615,165
3. Accrual of discount	680,261	3,559
4. Unrealized valuation increase (decrease)	0	0
5. Total gain (loss) on disposals	847	(15,777)
6. Deduct consideration received on disposals	45,840,000	10,533,854
7. Deduct amortization of premium	0	29,719
8. Total foreign exchange change in book/adjusted carrying value	0	0
9. Deduct current year's other than temporary impairment recognized	0	0
10. Book/adjusted carrying value at end of current period (Lines 1+2+3+4+5-6-7+8-9)	0	238,872
11. Deduct total nonadmitted amounts	0	0
12. Statement value at end of current period (Line 10 minus Line 11)	0	238,872

Schedule DB - Part A - Verification - Options, Caps, Floors, Collars, Swaps and Forwards

N O N E

Schedule DB - Part B - Verification - Futures Contracts

N O N E

Schedule DB - Part C - Section 1 - Replication (Synthetic Asset) Transactions (RSATs) Open

N O N E

Schedule DB-Part C-Section 2-Reconciliation of Replication (Synthetic Asset) Transactions Open

N O N E

Schedule DB - Verification - Book/Adjusted Carrying Value, Fair Value and Potential Exposure of
Derivatives

N O N E

STATEMENT AS OF JUNE 30, 2023 OF THE Amerigroup Tennessee, Inc.

SCHEDULE E - PART 2 - VERIFICATION

(Cash Equivalents)

	1	2
	Year To Date	Prior Year Ended December 31
1. Book/adjusted carrying value, December 31 of prior year	101,516,002	37,949,710
2. Cost of cash equivalents acquired	3,333,202,391	4,214,183,494
3. Accrual of discount	0	2,123
4. Unrealized valuation increase (decrease)	(16,003)	32,478
5. Total gain (loss) on disposals	18,811	(16,552)
6. Deduct consideration received on disposals	3,425,921,201	4,150,635,251
7. Deduct amortization of premium	0	0
8. Total foreign exchange change in book/adjusted carrying value	0	0
9. Deduct current year's other than temporary impairment recognized	0	0
10. Book/adjusted carrying value at end of current period (Lines 1+2+3+4+5-6-7+8-9)	8,800,000	101,516,002
11. Deduct total nonadmitted amounts	0	0
12. Statement value at end of current period (Line 10 minus Line 11)	8,800,000	101,516,002

Schedule A - Part 2 - Real Estate Acquired and Additions Made

N O N E

Schedule A - Part 3 - Real Estate Disposed

N O N E

Schedule B - Part 2 - Mortgage Loans Acquired and Additions Made

N O N E

Schedule B - Part 3 - Mortgage Loans Disposed, Transferred or Repaid

N O N E

Schedule BA - Part 2 - Other Long-Term Invested Assets Acquired and Additions Made

N O N E

Schedule BA - Part 3 - Other Long-Term Invested Assets Disposed, Transferred or Repaid

N O N E

STATEMENT AS OF JUNE 30, 2023 OF THE Amerigroup Tennessee, Inc.

SCHEDULE D - PART 3

Show All Long-Term Bonds and Stock Acquired During the Current Quarter

1	2	3	4	5	6	7	8	9	10
CUSIP Identification	Description	Foreign	Date Acquired	Name of Vendor	Number of Shares of Stock	Actual Cost	Par Value	Paid for Accrued Interest and Dividends	NAIC Designation, NAIC Designation Modifier and SVO Administrative Symbol
313200-FD-3	FHLMC POOL SD2864 3.000% 03/01/52		06/13/2023	Citigroup Global Markets		10,040,890	11,347,642	13,239	1.A
31400L-H4-1	FINMA POOL CB1150 3.000% 07/01/51		04/13/2023	Citigroup Global Markets		9,006,088	9,972,139	13,296	1.A
31418E-SR-2	FINMA POOL MA5027 4.000% 04/01/53		06/13/2023	Morgan Stanley		17,688,727	18,745,349	29,159	1.A
31418E-TS-9	FINMA POOL MA5071 5.000% 07/01/53		06/13/2023	Morgan Stanley		16,947,375	17,200,000	33,444	1.A
0909999999	Subtotal - Bonds - U.S. Special Revenues					53,683,080	57,265,130	89,138	XXX
00109L-AA-1	ADT SEC CORP SERIES 144A 4.125% 08/01/29		05/03/2023	Merrill Lynch Pierce Fenner		311,389	360,000	3,878	3.C FE
00790R-AB-0	ADVANCED DRAINAGE SYSTEM SERIES 144A 6.375% 06/15/30		04/19/2023	J P Morgan		788,232	800,000	13,600	3.C FE
02582J-JZ-4	AMERICAN EXPRESS CREDIT ACCOU SERIES 2023-1 CLASS A 4.870% 05/15/28		06/07/2023	RBC		7,299,352	7,300,000	0	1.A FE
02665W-EJ-6	AMERICAN HONDA FINANCE 5.000% 05/23/25		05/23/2023	Mizuho Securities USA		1,798,758	1,800,000	0	1.G FE
03690A-AH-9	ANTERO RESOURCES MIDSTRE SERIES 144A 5.375% 06/15/29		04/19/2023	Bank of America		1,122,000	1,200,000	22,575	3.C FE
03969A-AQ-3	ARDAGH PKG FIN HLDGS USA SERIES 144A 5.250% 04/30/25		05/25/2023	Piper Jeffries & Co		989,972	1,010,000	4,419	3.C FE
12116L-AE-9	BURFORD CAPITAL GLBL FIN SERIES 144A 9.250% 07/01/31		06/22/2023	Piper Jeffries & Co		857,959	870,000	0	3.C FE
21871N-AB-7	CORECIVIC INC 8.250% 04/15/26		04/19/2023	Citigroup Global Markets		608,478	600,000	825	3.C FE
224044-CR-6	COX COMMUNICATIONS INC SERIES 144A 5.450% 09/15/28		06/12/2023	J P Morgan		899,919	900,000	0	2.B FE
237266-AJ-0	DARLING INGREDIENTS INC SERIES 144A 6.000% 06/15/30		05/25/2023	Piper Jeffries & Co		49,078	50,000	1,375	3.A FE
26885B-AE-0	EDM MIDSTREAM PARTNERS L SERIES 30Y 6.500% 07/15/48		04/20/2023	Bank of America		750,000	1,000,000	17,875	3.C FE
33767D-AB-1	FIRSTCASH INC SERIES 144A 4.625% 09/01/28		05/04/2023	Millinium Advisors		327,596	360,000	3,099	3.B FE
38141G-WZ-3	GOLDMAN SACHS GROUP INC 4.223% 05/01/29		04/20/2023	Bank of New York		1,052,247	1,100,000	22,323	2.A FE
431318-AZ-7	HILCORP ENERGY I HILCORP SERIES 144A 6.250% 04/15/32		04/20/2023	Merrill Lynch Pierce Fenner		750,616	800,000	1,250	3.C FE
432833-AN-1	HILTON DOMESTIC OPERATIN SERIES 144A 3.625% 02/15/32		05/25/2023	Deutsche Bank		107,225	130,000	1,374	3.B FE
46284V-AF-8	IRON MOUNTAIN INC SERIES 144A 4.875% 09/15/29		05/03/2023	Citigroup Global Markets		493,425	540,000	3,656	3.C FE
46285M-AA-8	IRON MOUNTAIN INFO MGMT SERIES 144A 5.000% 07/15/32		04/19/2023	Merrill Lynch Pierce Fenner		523,062	600,000	13,000	3.C FE
48250A-AA-1	KKR GROUP FINANCE CO III SERIES 144A 5.125% 06/01/44		04/27/2023	NORTHERN TRUST COMPANY		110,872	125,000	2,689	1.F FE
49446R-AZ-2	KIMCO REALTY CORP 3.200% 04/01/32		04/27/2023	NORTHERN TRUST COMPANY		168,343	200,000	533	2.A FE
501797-AW-4	L BRANDS INC SERIES 144A 6.625% 10/01/30		04/25/2023	Various		76,690	80,000	381	3.B FE
50587K-AA-9	LAFARGEHOLCIM FINANCE US SERIES 144A 3.500% 09/22/26		04/27/2023	NORTHERN TRUST COMPANY		335,627	350,000	1,327	2.A FE
56903V-BA-0	WARNERMEDIA HOLDINGS INC SERIES WI 3.755% 03/15/27		04/28/2023	Tax Free Exchange		1,500,000	1,500,000	6,728	2.C FE
57667J-AA-0	MATCH GROUP HLD II LLC SERIES 144A 3.625% 10/01/31		04/20/2023	J P Morgan		496,366	600,000	1,390	3.C FE
58989V-2F-0	MET TOWER GLOBAL FUNDING SERIES 144A 5.400% 06/20/26		06/12/2023	J P Morgan		3,497,130	3,500,000	0	1.D FE
617446-8P-7	MORGAN STANLEY MTN Corp. MTN 3.622% 04/01/31		04/20/2023	Bank of New York		2,733,099	3,000,000	6,942	1.E FE
61747Y-FD-2	MORGAN STANLEY 5.164% 04/20/29		04/19/2023	Morgan Stanley		4,000,000	4,000,000	0	1.E FE
65505P-AA-5	NOBLE FINANCE II LLC SERIES 144A 8.000% 04/15/30		04/04/2023	Various		602,188	600,000	0	3.C FE
745310-AM-4	PUGET ENERGY INC 2.379% 06/15/28		04/27/2023	NORTHERN TRUST COMPANY		177,088	200,000	1,797	2.C FE
842400-GS-6	SOUTHERN CAL EDISON 2.850% 08/01/29		04/20/2023	Bank of New York		899,140	1,000,000	6,571	1.G FE
842400-HD-8	SOUTHERN CAL EDISON SERIES G 2.500% 06/01/31		04/27/2023	NORTHERN TRUST COMPANY		255,230	300,000	3,125	1.G FE
845467-AT-6	SOUTHWESTERN ENERGY CO 4.750% 02/01/32		05/03/2023	Various		680,756	780,000	8,955	3.A FE
85236F-AA-1	SRM ESCROW ISSUER LLC SERIES 144A 6.000% 11/01/28		05/03/2023	Various		2,158,712	2,320,000	60,167	3.C FE
86614R-AN-7	SUMMIT MATERIALS LLC FIN SERIES 144A 5.250% 01/15/29		04/19/2023	MarketAxess Corporation		566,988	600,000	8,400	3.C FE
88240T-AA-9	TEXAS ELECTRIC MKT STABL SERIES A-1 144A 4.265% 08/01/34		04/21/2023	Bank of New York		857,749	877,789	8,735	1.A FE
90931L-AA-6	UNITED AIR 2016 1 AA PTT SERIES AA 3.100% 01/07/30		04/20/2023	Bank of New York		968,859	1,064,681	9,810	1.F FE
90932E-AA-1	UNITED AIR 2016 2 AA PTT SERIES AA 2.875% 10/07/28		04/20/2023	Bank of New York		436,430	496,481	674	1.G FE
92328M-AC-7	VENTURE GLOBAL CALCASIEU SERIES 144A 3.875% 11/01/33		05/03/2023	Merrill Lynch Pierce Fenner		160,259	190,000	82	3.B FE
92343V-ER-1	VERIZON COMMUNICATIONS SERIES WI 4.329% 09/21/28		04/20/2023	Bank of New York		2,358,423	2,390,000	9,484	2.A FE
92867W-AD-0	VOLKSWAGEN AUTO LOAN ENHANCE SERIES 2023-1 CLASS A3 5.020% 06/20/28		06/06/2023	Bank of America		3,099,236	3,100,000	0	1.A FE
95000U-2G-7	WELLS FARGO & COMPANY MTN SERIES MTN 2.879% 10/30/30		04/20/2023	Bank of New York		436,555	500,000	6,958	2.A FE
958254-AD-6	WESTERN GAS PARTNERS 5.450% 04/01/44		04/20/2023	Morgan Stanley		870,000	1,000,000	3,482	2.C FE
98379J-AA-3	XPO ESCROW SUB LLC SERIES 144A 7.500% 11/15/27		04/19/2023	Morgan Stanley		1,124,145	1,100,000	40,333	3.A FE
98877D-AE-5	ZF NA CAPITAL SERIES 144A 7.125% 04/14/30		04/04/2023	J P Morgan		736,988	740,000	0	3.A FE

E04

STATEMENT AS OF JUNE 30, 2023 OF THE Amerigroup Tennessee, Inc.

SCHEDULE D - PART 3

Show All Long-Term Bonds and Stock Acquired During the Current Quarter

1	2	3	4	5	6	7	8	9	10
CUSIP Identification	Description	Foreign	Date Acquired	Name of Vendor	Number of Shares of Stock	Actual Cost	Par Value	Paid for Accrued Interest and Dividends	NAIC Designation, NAIC Designation Modifier and SVO Administrative Symbol
98980B-AA-1	ZIPRECRUITER INC SERIES 144A 5.000% 01/15/30		04/20/2023	Bank of America		433,490	500,000	6,875	3.C FE
008911-BK-4	AIR CANADA SERIES 144A 3.875% 08/15/26	A.	04/19/2023	Scotia Capital		460,150	500,000	3,552	3.B FE
03746A-AA-8	APACHE FINANCE CANADA 7.750% 12/15/29	A.	04/19/2023	Goldman Sachs & Co		632,094	600,000	16,275	3.A FE
552704-AE-8	MEG ENERGY CORP SERIES 144A 7.125% 02/01/27	A.	04/20/2023	Various		1,130,075	1,100,000	18,070	3.C FE
683720-AA-4	OPEN TEXT CORP SERIES 144A 4.125% 02/15/30	A.	04/19/2023	MarketAxess Corporation		341,680	400,000	3,025	3.C FE
76774L-AB-3	RITCHIE BROS AUCTIONEERS SERIES 144A 6.750% 03/15/28	A.	04/19/2023	Citigroup Global Markets		515,640	500,000	3,375	3.B FE
89346D-AH-0	TRANSALTA CORP 7.750% 11/15/29	A.	04/20/2023	BMO Capital Markets		418,952	400,000	13,519	3.A FE
06738E-CF-0	BARCLAYS PLC 5.829% 05/09/27	D.	05/02/2023	Bony/Barclays Capital Inc		3,000,000	3,000,000	0	2.A FE
143658-BQ-4	CARNIVAL CORP SERIES 144A 4.000% 08/01/28	D.	04/19/2023	Goldman Sachs & Co		864,370	1,000,000	8,889	3.C FE
83368R-BC-5	SOCIETE GENERALE SERIES 144A 1.792% 06/09/27	D.	04/27/2023	Various		875,389	1,000,000	6,807	2.B FE
84859B-AB-7	SPIRIT LOYALTY KY LTD IP SERIES 144A 8.000% 09/20/25	D.	05/03/2023	Goldman Sachs & Co		645,601	640,000	2,133	3.B FE
1109999999	Subtotal - Bonds - Industrial and Miscellaneous (Unaffiliated)					57,343,622	59,673,951	380,292	XXX
2509999997	Total - Bonds - Part 3					111,026,702	116,939,081	469,430	XXX
2509999998	Total - Bonds - Part 5					XXX	XXX	XXX	XXX
2509999999	Total - Bonds					111,026,702	116,939,081	469,430	XXX
4509999997	Total - Preferred Stocks - Part 3					0	XXX	0	XXX
4509999998	Total - Preferred Stocks - Part 5					XXX	XXX	XXX	XXX
4509999999	Total - Preferred Stocks					0	XXX	0	XXX
5989999997	Total - Common Stocks - Part 3					0	XXX	0	XXX
5989999998	Total - Common Stocks - Part 5					XXX	XXX	XXX	XXX
5989999999	Total - Common Stocks					0	XXX	0	XXX
5999999999	Total - Preferred and Common Stocks					0	XXX	0	XXX
6009999999	Totals					111,026,702	XXX	469,430	XXX

STATEMENT AS OF JUNE 30, 2023 OF THE Amerigroup Tennessee, Inc.

SCHEDULE D - PART 4

Show All Long-Term Bonds and Stock Sold, Redeemed or Otherwise Disposed of During the Current Quarter

1 CUSIP Identification	2 Description	3 For- eign	4 Disposal Date	5 Name of Purchaser	6 Number of Shares of Stock	7 Consid- eration	8 Par Value	9 Actual Cost	10 Prior Year Book/ Adjusted Carrying Value	Change In Book/Adjusted Carrying Value					16 Book/ Adjusted Carrying Value at Disposal Date	17 Foreign Exchange Gain (Loss) on Disposal	18 Realized Gain (Loss) on Disposal	19 Total Gain (Loss) on Disposal	20 Bond Interest/ Stock Dividends Received During Year	21 Stated Con- tractual Maturity Date	22 NAIC Desig- nation, NAIC Desig- nation Modifier and SVO Admini- strative Symbol
										11 Unrealized Valuation Increase/ (Decrease)	12 Current Year's (Amor- tization)/ Accretion	13 Current Year's Other Than Temporary Impairment Recogn- ized	14 Total Change in Book/ Adjusted Carrying Value (11 + 12 - 13)	15 Total Foreign Exchange Change in Book /Adjusted Carrying Value							
..36179R-BII-8	GNMA II POOL MA2753 3.000% 04/20/45		06/01/2023	Paydown		8,059	8,059	8,220	8,210	0	(151)	0	(151)	0	8,059	0	0	0	100	04/20/2045	1.A
..36179R-D7-1	GNMA II POOL MA2826 3.500% 05/20/45		06/01/2023	Paydown		15,315	15,315	15,918	15,883	0	(568)	0	(568)	0	15,315	0	0	0	223	05/20/2045	1.A
..36179R-III-5	GNMA II POOL MA3105 3.500% 09/20/45		06/01/2023	Paydown		5,997	5,997	6,259	6,245	0	(248)	0	(248)	0	5,997	0	0	0	87	09/20/2045	1.A
..36179S-GK-7	GNMA POOL MA3802 3.000% 07/20/46		06/01/2023	Paydown		11,047	11,047	11,266	11,257	0	(210)	0	(210)	0	11,047	0	0	0	139	07/20/2046	1.A
..36180J-V6-8	GNMA POOL AD6937 3.500% 03/20/43		06/01/2023	Paydown		3,674	3,674	3,975	3,952	0	(277)	0	(277)	0	3,674	0	0	0	54	03/20/2043	1.A
..36180K-B2-6	GNMA POOL AD7257 3.500% 03/15/43		06/01/2023	Paydown		1,485	1,485	1,599	1,566	0	(81)	0	(81)	0	1,485	0	0	0	22	03/15/2043	1.A
..3620AC-Z3-1	GNMA POOL 726262 5.000% 09/15/39		06/01/2023	Paydown		674	674	742	731	0	(57)	0	(57)	0	674	0	0	0	14	09/15/2039	1.A
..36297F-RQ-7	GNMA POOL 710695 5.500% 07/15/39		06/01/2023	Paydown		9,001	9,001	10,284	10,139	0	(1,138)	0	(1,138)	0	9,001	0	0	0	240	07/15/2039	1.A
..91282C-BZ-3	US TREASURY N B 1.250% 04/30/28		06/13/2023	NOMURA SEC INTERNATIONAL INC		18,360,008	18,600,000	18,587,348	18,590,191	0	808	0	808	0	18,590,999	0	(2,230,991)	(2,230,991)	144,681	04/30/2028	1.A
..91282C-DK-4	US TREASURY N B 1.250% 11/30/26		06/13/2023	SG Americas Securities LLC		10,427,715	11,500,000	11,556,648	11,544,764	0	(5,076)	0	(5,076)	0	11,539,688	0	(1,111,973)	(1,111,973)	77,374	11/30/2026	1.A
..91282C-FX-4	US TREASURY N B 4.500% 11/30/24		04/25/2023	Goldman Sachs & Co		1,909,277	1,900,000	1,900,074	1,900,071	0	(11)	0	(11)	0	1,900,060	0	9,218	9,218	34,529	11/30/2024	1.A
0109999999 Subtotal - Bonds - U.S. Governments						28,752,252	32,055,252	32,102,333	32,093,009	0	(7,009)	0	(7,009)	0	32,085,999	0	(3,333,746)	(3,333,746)	257,463	XXX	XXX
..3128M7-W6-9	FHLMC POOL G05769 5.000% 12/01/39		06/01/2023	Paydown		1,884	1,884	2,082	2,063	0	(179)	0	(179)	0	1,884	0	0	0	39	12/01/2039	1.A
..3128M9-K2-7	FHLMC POOL G07213 3.500% 11/01/42		06/01/2023	Paydown		5,747	5,747	6,100	6,048	0	(301)	0	(301)	0	5,747	0	0	0	87	11/01/2042	1.A
..3128M9-NL-2	FHLMC POOL G07295 3.500% 05/01/42		06/01/2023	Paydown		24,729	24,729	25,249	25,217	0	(488)	0	(488)	0	24,729	0	0	0	354	05/01/2042	1.A
..3128MJ-TW-0	FHLMC GOLD POOL G08564 4.500% 12/01/43		06/01/2023	Paydown		9,309	9,309	9,851	9,807	0	(499)	0	(499)	0	9,309	0	0	0	148	12/01/2043	1.A
..312943-ZY-2	FHLMC POOL A95259 4.000% 12/01/40		06/01/2023	Paydown		4,083	4,083	4,340	4,308	0	(224)	0	(224)	0	4,083	0	0	0	63	12/01/2040	1.A
..3132DM-SG-6	FHLMC POOL SD0847 2.500% 02/01/52		06/01/2023	Paydown		258,898	258,898	253,255	253,327	0	5,571	0	5,571	0	258,898	0	0	0	2,753	02/01/2052	1.A
..3132DM-GD-2	FHLMC POOL SD0868 2.500% 02/01/52		06/01/2023	Paydown		29,767	29,767	29,119	29,130	0	637	0	637	0	29,767	0	0	0	340	02/01/2052	1.A
..3132DW-FE-8	FHLMC POOL SD8265 4.000% 11/01/52		06/01/2023	Paydown		11,212	11,212	10,190	10,195	0	1,017	0	1,017	0	11,212	0	0	0	192	11/01/2052	1.A
..3132DW-FF-5	FHLMC POOL SD8266 4.500% 11/01/52		06/01/2023	Paydown		30,595	30,595	28,672	28,681	0	1,913	0	1,913	0	30,595	0	0	0	576	11/01/2052	1.A
..3132L7-YL-7	FHLMC POOL V82515 3.500% 06/01/46		06/01/2023	Paydown		18,297	18,297	19,360	19,291	0	(995)	0	(995)	0	18,297	0	0	0	274	06/01/2046	1.A
..3132M4-KD-6	FHLMC GOLD POOL Q24192 4.000% 01/01/44		06/01/2023	Paydown		14,028	14,028	14,933	14,874	0	(846)	0	(846)	0	14,028	0	0	0	239	01/01/2044	1.A
..31335A-2S-6	FHLMC GOLD POOL G60785 4.000% 08/01/46		06/01/2023	Paydown		28,085	28,085	29,686	29,604	0	(1,519)	0	(1,519)	0	28,085	0	0	0	462	08/01/2046	1.A
..31335A-HN-1	FHLMC GOLD POOL G60237 4.500% 06/01/42		06/01/2023	Paydown		7,233	7,233	7,792	7,748	0	(515)	0	(515)	0	7,233	0	0	0	137	06/01/2042	1.A
..31335A-YK-8	FHLMC GOLD POOL G60714 4.000% 01/01/46		06/01/2023	Paydown		14,060	14,060	14,867	14,819	0	(758)	0	(758)	0	14,060	0	0	0	219	01/01/2046	1.A
..3133A7-HS-1	FHLMC POOL QB1141 2.500% 07/01/50		06/01/2023	Paydown		51,315	51,315	53,709	53,633	0	(2,318)	0	(2,318)	0	51,315	0	0	0	455	07/01/2050	1.A
..3133KN-HD-8	FHLMC POOL RA6528 2.500% 02/01/52		06/01/2023	Paydown		79,266	79,266	77,561	77,561	0	1,704	0	1,704	0	79,266	0	0	0	825	02/01/2052	1.A
..31368H-M4-2	FNMA POOL 190379 5.500% 05/01/37		06/01/2023	Paydown		18,178	18,178	20,302	20,049	0	(1,871)	0	(1,871)	0	18,178	0	0	0	400	05/01/2037	1.A
..3136AD-3F-4	FNMA SERIES 2013-45 CLASS CB 4.000% 12/25/42		06/01/2023	Paydown		3,556	3,556	3,919	3,804	0	(248)	0	(248)	0	3,556	0	0	0	59	12/25/2042	1.A
..313780-XC-3	FHLMC MULTIFAMILY STRUCTURED SERIES 4182 CLASS KT 3.500% 05/15/41		06/01/2023	Paydown		12,378	12,378	13,397	12,764	0	(386)	0	(386)	0	12,378	0	0	0	185	05/15/2041	1.A
..3137BD-H7-4	FHLMC MULTIFAMILY STRUCTURED P SERIES 4384 CLASS BA 3.000% 08/15/43		06/01/2023	Paydown		31,000	31,000	29,528	30,344	0	657	0	657	0	31,000	0	0	0	374	08/15/2043	1.A
..3138AX-XV-8	FNMA POOL AJ6091 4.000% 12/01/41		06/01/2023	Paydown		5,286	5,286	5,658	5,633	0	(347)	0	(347)	0	5,286	0	0	0	82	12/01/2041	1.A
..3138E1-HX-8	FNMA POOL AJ8345 4.000% 12/01/41		06/01/2023	Paydown		2,180	2,180	2,332	2,312	0	(131)	0	(131)	0	2,180	0	0	0	36	12/01/2041	1.A
..3138EB-HH-8	FNMA POOL AK6544 3.000% 04/01/27		06/01/2023	Paydown		18,509	18,509	19,663	18,911	0	(402)	0	(402)	0	18,509	0	0	0	223	04/01/2027	1.A
..3138EG-HT-4	FNMA POOL AL0241 4.000% 04/01/41		06/01/2023	Paydown		18,554	18,554	19,931	19,648	0	(1,094)	0	(1,094)	0	18,554	0	0	0	281	04/01/2041	1.A
..3138EK-AR-6	FNMA POOL AL2715 3.500% 11/01/42		06/01/2023	Paydown		11,923	11,923	12,166	12,151	0	(228)	0	(228)	0	11,923	0	0	0	174	11/01/2042	1.A
..3138EK-NK-7	FNMA POOL AL3093 3.500% 02/01/43		06/01/2023	Paydown		5,117	5,117	5,421	5,385	0	(268)	0	(268)	0	5,117	0	0	0	75	02/01/2043	1.A
..3138EK-RG-2	FNMA POOL AL3186 5.500% 03/01/39		06/01/2023	Paydown		1,112	1,112	1,233	1,218	0	(106)	0	(106)	0	1,112	0	0	0	26	03/01/2039	1.A
..3138EK-U9-4	FNMA POOL AL3307 4.000% 11/01/42		06/01/2023	Paydown		10,178	10,178	10,587	10,543	0	(365)	0	(365)	0	10,178	0	0	0	169	11/01/2042	1.A
..3138EK-WE-1	FNMA POOL AL3344 4.500% 10/01/42		06/01/2023	Paydown		5,902	5,902	6,324	6,276	0	(375)	0	(375)	0	5,902	0	0	0	107	10/01/2042	1.A
..3138EL-BR-3	FNMA POOL AL3647 4.000% 12/01/42		06/01/2023	Paydown		3,310	3,310	3,533	3,514	0	(204)	0	(204)	0	3,310	0	0	0	55	12/01/2042	1.A

E05

STATEMENT AS OF JUNE 30, 2023 OF THE Amerigroup Tennessee, Inc.

SCHEDULE D - PART 4

Show All Long-Term Bonds and Stock Sold, Redeemed or Otherwise Disposed of During the Current Quarter

1	2	3	4	5	6	7	8	9	10	Change In Book/Adjusted Carrying Value					16	17	18	19	20	21	22
										11	12	13	14	15							
CUSIP Identification	Description	Foreign	Disposal Date	Name of Purchaser	Number of Shares of Stock	Consideration	Par Value	Actual Cost	Prior Year Book/Adjusted Carrying Value	Unrealized Valuation Increase/(Decrease)	Current Year's (Amortization)/Accretion	Current Year's Other Than Temporary Impairment Recognized	Total Change in Book/Adjusted Carrying Value (11 + 12 - 13)	Total Foreign Exchange Change in Book /Adjusted Carrying Value	Book/Adjusted Carrying Value at Disposal Date	Foreign Exchange Gain (Loss) on Disposal	Realized Gain (Loss) on Disposal	Total Gain (Loss) on Disposal	Bond Interest/Stock Dividends Received During Year	Stated Contractual Maturity Date	NAIC Designation, NAIC Designation Modifier and SVO Administrative Symbol
..3138EP-DB-7	FNMA POOL AL6397 3.500% 01/01/30		06/01/2023	Paydown		35,432	35,432	37,398	36,894	0	(1,462)	0	(1,462)	0	35,432	0	0	0	517	01/01/2030	1.A
..3138ER-HV-5	FNMA POOL AL9243 4.500% 06/01/44		06/01/2023	Paydown		22,223	22,223	24,018	23,901	0	(1,678)	0	(1,678)	0	22,223	0	0	0	417	06/01/2044	1.A
..3138ET-DS-2	FNMA POOL AL8212 4.000% 01/01/43		06/01/2023	Paydown		35,174	35,174	36,702	36,610	0	(1,436)	0	(1,436)	0	35,174	0	0	0	570	01/01/2043	1.A
..3138IW-MF-4	FNMA POOL AS0357 4.000% 09/01/43		06/01/2023	Paydown		18,803	18,803	20,029	19,913	0	(1,110)	0	(1,110)	0	18,803	0	0	0	282	09/01/2043	1.A
..3138WC-TN-3	FNMA POOL AS3256 4.000% 09/01/44		06/01/2023	Paydown		11,448	11,448	12,218	12,156	0	(708)	0	(708)	0	11,448	0	0	0	190	09/01/2044	1.A
..3138WD-ZD-2	FNMA POOL AS4371 3.500% 02/01/45		06/01/2023	Paydown		2,754	2,754	2,827	2,822	0	(68)	0	(68)	0	2,754	0	0	0	39	02/01/2045	1.A
..3138WD-RW-3	FNMA POOL AS4100 4.500% 12/01/44		06/01/2023	Paydown		1,009	1,009	1,105	1,102	0	(92)	0	(92)	0	1,009	0	0	0	19	12/01/2044	1.A
..3138WE-RK-7	FNMA POOL AS4989 3.500% 05/01/45		06/01/2023	Paydown		27,504	27,504	28,286	28,232	0	(728)	0	(728)	0	27,504	0	0	0	388	05/01/2045	1.A
..3138WJ-GH-5	FNMA POOL AS8299 3.000% 11/01/46		06/01/2023	Paydown		28,422	28,422	28,285	28,290	0	133	0	133	0	28,422	0	0	0	374	11/01/2046	1.A
..3138Y3-MT-5	FNMA POOL AX2169 4.000% 11/01/44		06/01/2023	Paydown		4,136	4,136	4,407	4,389	0	(253)	0	(253)	0	4,136	0	0	0	69	11/01/2044	1.A
..31402Q-2V-2	FNMA POOL 735288 5.000% 03/01/35		06/01/2023	Paydown		3,725	3,725	4,045	3,973	0	(247)	0	(247)	0	3,725	0	0	0	76	03/01/2035	1.A
..31403D-DX-4	FNMA POOL 745418 5.500% 04/01/36		06/01/2023	Paydown		3,293	3,293	3,584	3,528	0	(234)	0	(234)	0	3,293	0	0	0	75	04/01/2036	1.A
..3140EV-VB-0	FNMA POOL BC1509 3.000% 08/01/46		06/01/2023	Paydown		23,360	23,360	24,382	24,303	0	(943)	0	(943)	0	23,360	0	0	0	299	08/01/2046	1.A
..3140H9-GH-0	FNMA POOL BJ7399 4.500% 11/01/48		06/01/2023	Paydown		2,844	2,844	2,929	2,926	0	(83)	0	(83)	0	2,844	0	0	0	53	11/01/2048	1.A
..3140HB-FH-6	FNMA POOL BJ9167 4.000% 05/01/48		06/01/2023	Paydown		27,889	27,889	28,467	28,451	0	(562)	0	(562)	0	27,889	0	0	0	476	05/01/2048	1.A
..3140J9-D4-0	FNMA POOL BM4622 4.000% 09/01/48		06/01/2023	Paydown		12,088	12,088	12,072	12,071	0	17	0	17	0	12,088	0	0	0	206	09/01/2048	1.A
..3140J9-J9-3	FNMA POOL BM4787 4.000% 10/01/33		06/01/2023	Paydown		13,625	13,625	13,898	13,862	0	(237)	0	(237)	0	13,625	0	0	0	229	10/01/2033	1.A
..3140J9-UP-4	FNMA POOL BM5089 5.500% 02/01/30		06/01/2023	Paydown		27,225	27,225	29,147	28,659	0	(1,434)	0	(1,434)	0	27,225	0	0	0	620	02/01/2030	1.A
..3140KE-SF-6	FNMA POOL BP6817 2.500% 05/01/50		06/01/2023	Paydown		73,600	73,600	70,273	73,498	0	(3,225)	0	(3,225)	0	70,273	0	0	0	784	05/01/2050	1.A
..3140ML-M9-8	FNMA POOL BV6683 3.500% 04/01/52		06/01/2023	Paydown		18,711	18,711	18,306	18,312	0	398	0	398	0	18,711	0	0	0	273	04/01/2052	1.A
..3140MM-AD-0	FNMA POOL BV7203 3.500% 04/01/52		06/01/2023	Paydown		4,616	4,616	4,519	4,520	0	96	0	96	0	4,616	0	0	0	67	04/01/2052	1.A
..3140QL-H4-1	FNMA POOL CB1150 3.000% 07/01/51		06/01/2023	Paydown		133,932	133,932	120,957	0	0	12,975	0	12,975	0	133,932	0	0	0	456	07/01/2051	1.A
..3140QL-MZ-6	FNMA POOL CB1275 2.500% 08/01/51		06/01/2023	Paydown		233,324	233,324	228,402	228,489	0	4,836	0	4,836	0	233,324	0	0	0	2,384	08/01/2051	1.A
..31412Q-2W-8	FNMA POOL 932389 4.500% 01/01/40		06/01/2023	Paydown		17,059	17,059	18,589	18,412	0	(1,354)	0	(1,354)	0	17,059	0	0	0	310	01/01/2040	1.A
..31416B-TA-6	FNMA POOL 995245 5.000% 01/01/39		06/01/2023	Paydown		8,184	8,184	8,952	8,838	0	(654)	0	(654)	0	8,184	0	0	0	170	01/01/2039	1.A
..31416C-D3-7	FNMA POOL 995722 5.000% 05/01/38		06/01/2023	Paydown		6,223	6,223	6,754	6,664	0	(441)	0	(441)	0	6,223	0	0	0	131	05/01/2038	1.A
..31416Y-XY-9	FNMA POOL AB3394 4.500% 08/01/41		06/01/2023	Paydown		1,903	1,903	2,068	2,057	0	(154)	0	(154)	0	1,903	0	0	0	35	08/01/2041	1.A
..31417G-CE-4	FNMA POOL AB9068 3.500% 04/01/43		06/01/2023	Paydown		3,976	3,976	4,173	4,173	0	(197)	0	(197)	0	3,976	0	0	0	57	04/01/2043	1.A
..31417G-CF-1	FNMA POOL AB9069 3.500% 04/01/43		06/01/2023	Paydown		3,041	3,041	3,237	3,208	0	(168)	0	(168)	0	3,041	0	0	0	44	04/01/2043	1.A
..31418A-G6-8	FNMA POOL MA1770 4.500% 02/01/44		06/01/2023	Paydown		7,973	7,973	8,557	8,508	0	(535)	0	(535)	0	7,973	0	0	0	149	02/01/2044	1.A
..31418A-JL-3	FNMA POOL MA1166 3.500% 09/01/32		06/01/2023	Paydown		11,948	11,948	12,673	12,447	0	(499)	0	(499)	0	11,948	0	0	0	175	09/01/2032	1.A
..31418D-MJ-8	FNMA POOL MA3960 3.000% 03/01/50		06/01/2023	Paydown		5,619	5,619	5,922	5,914	0	(295)	0	(295)	0	5,619	0	0	0	69	03/01/2050	1.A
..31418E-KS-8	FNMA POOL MA4804 4.000% 11/01/52		06/01/2023	Paydown		83,087	83,087	75,470	75,512	0	7,575	0	7,575	0	83,087	0	0	0	1,412	11/01/2052	1.A
..31418E-KT-6	FNMA POOL MA4805 4.500% 11/01/52		06/01/2023	Paydown		80,663	80,663	75,517	75,517	0	5,118	0	5,118	0	80,663	0	0	0	1,515	11/01/2052	1.A
..31419D-4K-4	FNMA POOL AE3525 4.000% 03/01/41		06/01/2023	Paydown		1,422	1,422	1,529	1,521	0	(99)	0	(99)	0	1,422	0	0	0	24	03/01/2041	1.A
0909999999	Subtotal - Bonds - U.S. Special Revenues					1,728,599	1,728,599	1,723,812	1,598,558	0	9,084	0	9,084	0	1,728,599	0	0	0	22,363	XXX	XXX
..00177T-AJ-2	AMERICAN MONEY MANAGEMENT SERIES 2017-20A CLASS AR 144A 5.662% 04/17/29		04/18/2023	Paydown		171,773	171,773	171,773	171,773	0	0	0	0	0	171,773	0	0	0	4,604	04/17/2029	1.A FE
..02660L-AB-6	AMERICAN HOME MORTGAGE ASSETS SERIES 2006-4 CLASS 1A12 3.664% 10/25/46		06/26/2023	Paydown		20,840	20,840	13,911	11,151	2,852	6,836	0	9,688	0	20,840	0	0	0	303	10/25/2046	1.A FM
..03766G-AL-6	APIDOS CLO SERIES 2017-26A CLASS A1AR 144 6.162% 07/18/29		04/18/2023	Paydown		12,127	12,127	12,127	12,127	0	0	0	0	0	12,127	0	0	0	331	07/18/2029	1.A FE
..054561-AC-9	AXA EQUITABLE HOLDINGS I SERIES WI 3.900% 04/20/23		04/20/2023	Maturity		674,000	674,000	673,138	673,937	0	63	0	63	0	674,000	0	0	0	13,143	04/20/2023	2.A FE
..056162-AN-0	BABSON CLO LTD SERIES 2015-1A CLASS AR 144A 6.225% 01/20/31		04/20/2023	Paydown		50,308	50,308	50,308	50,308	0	0	0	0	0	50,308	0	0	0	1,402	01/20/2031	1.A FE

STATEMENT AS OF JUNE 30, 2023 OF THE Amerigroup Tennessee, Inc.

SCHEDULE D - PART 4

Show All Long-Term Bonds and Stock Sold, Redeemed or Otherwise Disposed of During the Current Quarter

1	2	3	4	5	6	7	8	9	10	Change In Book/Adjusted Carrying Value					16	17	18	19	20	21	22
										11	12	13	14	15							
CUSIP Identification	Description	Foreign	Disposal Date	Name of Purchaser	Number of Shares of Stock	Consideration	Par Value	Actual Cost	Prior Year Book/Adjusted Carrying Value	Unrealized Valuation Increase/(Decrease)	Current Year's (Amortization)/Accretion	Current Year's Other Than Temporary Impairment Recognized	Total Change in Book/Adjusted Carrying Value (11 + 12 - 13)	Total Foreign Exchange Change in Book /Adjusted Carrying Value	Book/Adjusted Carrying Value at Disposal Date	Foreign Exchange Gain (Loss) on Disposal	Realized Gain (Loss) on Disposal	Total Gain (Loss) on Disposal	Bond Interest/Stock Dividends Received During Year	Stated Contractual Maturity Date	NAIC Designation, NAIC Designation Modifier and SVO Administrative Symbol
..12662G-AC-2	CREDIT SUISSE MORTGAGE TRUST SERIES 2021-RPL4 CLASS A1 144A 1.796% 12/27/60		06/25/2023	Paydown		144,209	144,209	144,209	144,209	0	1	0	1	0	144,209	0	0	0	1,094	12/27/2060	2.A Z
..12669G-PR-6	COUNTRYWIDE HOME LOANS SERIES 2005-2 CLASS 2A1 4.386% 03/25/35		06/26/2023	Paydown		6,060	6,060	5,829	5,848	0	213	0	213	0	6,060	0	0	0	97	03/25/2035	1.A FM
..20268W-AA-2	COMMONBOND STUDENT LOAN T SERIES 2021-AGS CLASS A 144A 1.200% 03/25/52		06/25/2023	Paydown		72,625	72,625	57,782	57,968	0	14,657	0	14,657	0	72,625	0	0	0	354	03/25/2052	1.A FE
..24381Y-AA-2	DEEPHAVEN RESIDENTIAL MORTGA SERIES 2022-3 CLASS A1 144A 5.300% 07/25/67		06/01/2023	Paydown		340,827	340,827	339,229	0	0	1,598	0	1,598	0	340,827	0	0	0	6,972	07/25/2067	1.A FE
..247361-ZX-9	DELTA AIR LINES INC SERIES 144A 7.000% 05/01/25		06/05/2023	Goldman Sachs & Co		1,739,494	1,695,000	1,995,981	1,883,543	0	(34,323)	0	(34,323)	0	1,849,220	0	(109,726)	(109,726)	71,190	05/01/2025	2.C FE
..268432-AA-9	ELLINGTON FINANCIAL MORTGAGE T SERIES 2022-4 CLASS A1 144A 5.900% 09/25/67		06/01/2023	Paydown		447,487	447,487	442,051	442,075	0	5,412	0	5,412	0	447,487	0	0	0	10,713	09/25/2067	1.A FE
..26884L-AH-2	EOT CORP 6.125% 02/01/25		06/09/2023	Call	100.3320	218,724	218,000	223,450	220,585	0	(557)	0	(557)	0	220,028	0	(2,028)	(2,028)	12,148	02/01/2025	2.C FE
..36318W-AK-6	GALAXY CLO LTD SERIES 2013-15A CLASS ARR 144A 5.771% 10/15/30		04/15/2023	Paydown		60,202	60,202	60,202	60,202	0	0	0	0	0	60,202	0	0	0	1,644	10/15/2030	1.A FE
..477143-AH-4	JETBLUE 2019 1 CLASS AA SERIES AA 2.750% 11/15/33		05/15/2023	Redemption	100.0000	21,947	21,947	22,101	22,086	0	(6)	0	(6)	0	22,080	0	(133)	(133)	302	11/15/2033	1.F FE
..48250L-AW-9	KKR FINANCIAL CLO LTD SERIES 9 CLASS AR2 144A 5.750% 07/15/30		04/15/2023	Paydown		372,155	372,155	372,155	372,155	0	0	0	0	0	372,155	0	0	0	10,125	07/15/2030	1.A FE
..52474H-AA-8	LEGACY MORTGAGE ASSET TRUST SERIES 2020-RPL1 CLASS A1 144A 3.000% 09/25/59		06/01/2023	Paydown		15,492	15,492	14,330	14,331	0	1,161	0	1,161	0	15,492	0	0	0	195	09/25/2059	1.A FE
..52474N-AA-5	LEGACY MORTGAGE ASSET TRUST SERIES 2020-GS3 CLASS A1 144A 6.250% 05/25/60		06/26/2023	Paydown		14,797	14,797	14,922	14,905	0	(107)	0	(107)	0	14,797	0	0	0	244	05/25/2060	2.B Z
..52475P-AA-9	LEGACY MORTGAGE ASSET TRUST SERIES 2021-SL1 CLASS A 144A 1.991% 09/25/60		06/26/2023	Paydown		166,301	166,301	166,300	166,301	0	0	0	0	0	166,301	0	0	0	1,333	09/25/2060	1.F Z
..542514-EU-4	LONG BEACH MORTGAGE LOAN TRU SERIES 2004-1 CLASS M1 2.385% 02/25/34		06/26/2023	Paydown		16,308	16,308	16,155	16,183	0	125	0	125	0	16,308	0	0	0	311	02/25/2034	1.A FM
..552751-AA-7	MFRA TRUST SERIES 2020-NQM2 CLASS A1 144A 1.381% 04/25/65		06/01/2023	Paydown		118,931	118,931	118,930	118,879	0	52	0	52	0	118,931	0	0	0	653	04/25/2065	1.A FE
..55903V-AG-8	MAGALLANES INC SERIES 144A 3.755% 03/15/27		04/28/2023	Tax Free Exchange		1,500,000	1,500,000	1,500,000	1,500,000	0	0	0	0	0	1,500,000	0	0	0	34,890	03/15/2027	2.C FE
..566061-AL-1	MARBLE POINT CLO X LTD SERIES 2017-1A CLASS AR 144A 5.840% 10/15/30		04/15/2023	Paydown		554,752	554,752	554,752	554,752	0	0	0	0	0	554,752	0	0	0	15,346	10/15/2030	1.A FE
..57643L-GZ-3	MASTR ASSET BACKED SECURITIES SERIES 2005-WMC1 CLASS M4 6.315% 03/25/35		06/26/2023	Paydown		24,008	24,008	24,027	24,023	0	(15)	0	(15)	0	24,008	0	0	0	300	03/25/2035	1.A FM
..57645R-AA-9	MASTR ADJUSTABLE RATE MORTGA SERIES 2007-HF1 CLASS A1 5.630% 05/25/37		06/26/2023	Paydown		69,180	69,180	36,589	36,589	0	32,592	0	32,592	0	69,180	0	0	0	615	05/25/2037	1.A FM
..59801M-AL-2	MIDCOEAN CREDIT CLO SERIES 2018-8A CLASS A1R 144A 5.899% 02/20/31		05/22/2023	Paydown		7,512	7,512	7,512	7,512	0	0	0	0	0	7,512	0	0	0	222	02/20/2031	1.A FE
..599191-AA-1	MILEAGE PLUS HLDINGS LLC SERIES 144A 6.500% 06/20/27		06/20/2023	Redemption	100.0000	45,000	45,000	47,920	44,450	0	1,961	0	1,961	0	46,410	0	(1,410)	(1,410)	1,463	06/20/2027	2.C FE
..59981T-AC-9	MILL CITY MORTGAGE TRUST SERIES 2019-GS2 CLASS A1 144A 2.750% 08/25/59		06/01/2023	Paydown		10,430	10,430	9,602	9,603	0	827	0	827	0	10,430	0	0	0	120	08/25/2059	1.A
..61744C-HA-7	MORGAN STANLEY CAPITAL INC SERIES 2004-HE8 CLASS M1 3.901% 09/25/34		06/26/2023	Paydown		18,647	18,647	17,995	18,141	0	506	0	506	0	18,647	0	0	0	307	09/25/2034	1.A FM
..62917J-AA-8	NMLT TRUST SERIES 2021-INV2 CLASS A1 144A 1.162% 08/25/56		06/01/2023	Paydown		220,007	220,007	172,473	173,474	0	46,532	0	46,532	0	220,007	0	0	0	1,051	08/25/2056	1.A FE
..62955R-AA-3	NEW YORK MORTGAGE TRUST SERIES 2021-SP1 CLASS A1 144A 1.670% 08/25/61		06/01/2023	Paydown		179,610	179,610	179,610	179,610	0	0	0	0	0	179,610	0	0	0	1,165	08/25/2061	2.B Z
..64352V-NV-3	NEW CENTURY HOME EQUITY LN TR SERIES 05-C CLASS A2D 5.830% 12/25/35		06/26/2023	Paydown		260,367	260,367	257,691	259,495	0	872	0	872	0	260,367	0	0	0	3,741	12/25/2035	1.A FM

STATEMENT AS OF JUNE 30, 2023 OF THE Amerigroup Tennessee, Inc.

SCHEDULE D - PART 4

Show All Long-Term Bonds and Stock Sold, Redeemed or Otherwise Disposed of During the Current Quarter

1	2	3	4	5	6	7	8	9	10	Change In Book/Adjusted Carrying Value					16	17	18	19	20	21	22
										11	12	13	14	15							
CUSIP Identification	Description	Foreign	Disposal Date	Name of Purchaser	Number of Shares of Stock	Consideration	Par Value	Actual Cost	Prior Year Book/Adjusted Carrying Value	Unrealized Valuation Increase/(Decrease)	Current Year's (Amortization)/Accretion	Current Year's Other Than Temporary Impairment Recognized	Total Change in Book/Adjusted Carrying Value (11 + 12 - 13)	Total Foreign Exchange Change in Book /Adjusted Carrying Value	Book/Adjusted Carrying Value at Disposal Date	Foreign Exchange Gain (Loss) on Disposal	Realized Gain (Loss) on Disposal	Total Gain (Loss) on Disposal	Bond Interest/Stock Dividends Received During Year	Stated Contractual Maturity Date	NAIC Designation, NAIC Designation Modifier and SVO Administrative Symbol
..64831E-AB-6	NEW RESIDENTIAL MORTGAGE LOAN SERIES 2021-NQ2R CLASS A2 144A 1.147% 10/25/58		06/01/2023	Paydown		84,946	84,946	84,946	84,920	0	27	0	27	0	84,946	0	0	0	419	10/25/2058	1.A
..64831E-AC-4	NEW RESIDENTIAL MORTGAGE LOAN SERIES 2021-NQ2R CLASS A3 144A 1.353% 10/25/58		06/01/2023	Paydown		61,513	61,513	61,513	61,490	0	23	0	23	0	61,513	0	0	0	358	10/25/2058	1.A
..64831M-AA-0	NEW RESIDENTIAL MORTGAGE LOAN SERIES 2022-NQM2 CLASS A1 144A 3.079% 03/27/62		06/01/2023	Paydown		154,240	154,240	138,719	139,256	0	14,983	0	14,983	0	154,240	0	0	0	1,865	03/27/2062	1.A
..67111K-AJ-9	OZLM LTD SERIES 2017-16A CLASS A1R 144A 6.348% 05/16/30		05/16/2023	Paydown		649,450	649,450	649,450	649,450	0	0	0	0	0	649,450	0	0	0	18,892	05/16/2030	1.A FE
..67571E-AB-3	OCTANE RECEIVABLES TRUST SERIES 2022-1A CLASS A2 144A 4.180% 03/20/28		06/20/2023	Paydown		332,449	332,449	332,418	332,424	0	26	0	26	0	332,449	0	0	0	5,733	03/20/2028	1.C FE
..69546R-AA-4	PAGAYA A1 DEBT SELECTION TRUST SERIES 2021-3 CLASS A 144A 1.150% 05/15/29		06/15/2023	Paydown		237,896	237,896	237,896	237,896	0	0	0	0	0	237,896	0	0	0	1,131	05/15/2029	1.F FE
..69702H-AA-6	PALMER SQUARE LOAN FUNDING LTD SERIES 2021-4A CLASS A1 144A 5.601% 10/15/29		04/15/2023	Paydown		106,184	106,184	106,184	106,184	0	0	0	0	0	106,184	0	0	0	2,809	10/15/2029	1.A FE
..74140Q-AA-6	PRETIUM MORTGAGE CREDIT PARTN SERIES 2021-RN1 CLASS A1 144A 1.992% 02/25/61		06/25/2023	Paydown		219,058	219,058	219,058	219,057	0	1	0	1	0	219,058	0	0	0	1,794	02/25/2061	2.A Z
..78449A-AA-0	SLAM 2021 1 LLC SERIES 2021-1A CLASS A 144A 2.434% 06/15/46		06/15/2023	Paydown		15,600	15,600	15,599	15,600	0	0	0	0	0	15,600	0	0	0	158	06/15/2046	1.F FE
..81721M-AK-5	DIVERSIFIED HEALTHCARE T 4.750% 05/01/24		05/09/2023	J P Morgan		816,750	900,000	874,125	760,500	129,135	2,726	0	131,861	0	892,361	0	(75,611)	(75,611)	22,563	05/01/2024	6. FE
..83610C-AW-1	SOUND POINT CLO LTD SERIES 2016-2A CLASS AR2 144A 6.300% 10/20/28		04/20/2023	Paydown		793,692	793,692	793,692	793,692	0	0	0	0	0	793,692	0	0	0	22,358	10/20/2028	1.A FE
..83610K-AJ-2	SOUND POINT CLO LTD SERIES 2017-2A CLASS AR 144A 6.235% 07/25/30		04/25/2023	Paydown		214,027	214,027	214,027	214,027	0	0	0	0	0	214,027	0	0	0	6,022	07/25/2030	1.A FE
..84751P-EU-9	SPECIALTY UNDERWRITING & RESID SERIES 2005-BC1 CLASS M4 6.436% 12/25/35		06/26/2023	Paydown		37,167	37,167	37,080	37,099	0	69	0	69	0	37,167	0	0	0	605	12/25/2035	1.A FM
..88339V-AA-6	THEOREM FUNDING TRUST SERIES 2021-1A CLASS A 144A 1.210% 12/15/27		06/15/2023	Paydown		46,385	46,385	46,383	46,384	0	2	0	2	0	46,385	0	0	0	232	12/15/2027	1.G FE
..88339X-AA-2	THEOREM FUNDING TRUST SERIES 2022-1A CLASS A 144A 1.850% 02/15/28		06/15/2023	Paydown		270,702	270,702	270,235	270,437	0	265	0	265	0	270,702	0	0	0	2,060	02/15/2028	1.G FE
..89176U-AN-4	TOWN POINT MORTGAGE TRUST SERIES 2020-2 CLASS A1A 144A 1.636% 04/25/60		06/01/2023	Paydown		9,643	9,643	8,432	8,439	0	1,204	0	1,204	0	9,643	0	0	0	64	04/25/2060	1.A
..89177H-AA-0	TOWN POINT MORTGAGE TRUST SERIES 2019-HY2 CLASS A1 144A 6.191% 05/25/58		06/26/2023	Paydown		89,547	89,547	90,232	89,947	0	(400)	0	(400)	0	89,547	0	0	0	1,541	05/25/2058	1.A
..90932V-AA-3	UNITED AIR 2020 1 B PTT 4.875% 07/15/27		04/15/2023	Redemption	100.0000	8,470	8,470	8,576	8,544	0	(5)	0	(5)	0	8,539	0	(69)	(69)	206	07/15/2027	2.B FE
..92331E-AF-3	VENTURE CDO LTD SERIES 2017-29A CLASS AR 144A 5.789% 09/07/30		05/16/2023	Paydown		418,723	418,723	418,723	418,723	0	0	0	0	0	418,723	0	0	0	12,048	09/07/2030	1.A FE
..92331M-AE-8	VENTURE CLO LTD SERIES 2017-26A CLASS AR 144A 6.350% 01/20/29		04/20/2023	Paydown		367,618	367,618	367,618	367,618	0	0	0	0	0	367,618	0	0	0	10,449	01/20/2029	1.A FE
..92558B-AJ-7	VIBRANT CLO LTD SERIES 2017-7A CLASS A1R 144A 6.290% 09/15/30		04/20/2023	Paydown		463,740	463,740	463,740	463,740	0	0	0	0	0	463,740	0	0	0	13,040	09/15/2030	1.A FE
..92558E-AJ-1	VIBRANT CLO LTD SERIES 2017-6A CLASS AR 144A 6.460% 06/20/29		06/20/2023	Paydown		69,784	69,784	69,784	69,784	0	0	0	0	0	69,784	0	0	0	2,048	06/20/2029	1.A FE
..92911U-AJ-7	VOYA CLO LTD SERIES 2016-2A CLASS A1R 144A 5.948% 07/19/28		04/19/2023	Paydown		81,566	81,566	81,566	81,566	0	0	0	0	0	81,566	0	0	0	2,334	07/19/2028	1.A FE
..071734-AC-1	BAUSCH HEALTH COS INC SERIES 144A 5.750% 08/15/27	A	05/10/2023	Wachovia Securities		138,600	220,000	219,746	150,005	69,995	0	254	69,741	0	219,746	0	(81,146)	(81,146)	9,382	08/15/2027	5.A FE
..071734-AP-2	BAUSCH HEALTH COS INC SERIES 144A 6.125% 02/01/27	A	05/10/2023	Wachovia Securities		86,087	130,000	130,000	89,632	40,368	0	0	40,368	0	130,000	0	(43,913)	(43,913)	6,215	02/01/2027	5.A FE
..00500R-AA-3	ACREC 2021-FL1 LTD SERIES 2021-FL1 CLASS A 144A 5.924% 10/16/36	D	06/16/2023	Paydown		88,005	88,005	87,432	87,445	0	559	0	559	0	88,005	0	0	0	2,603	10/16/2036	1.A FE
..91835R-AA-8	VMC FINANCE LLC SERIES 2021-FL4 CLASS A 144A 6.405% 06/16/36	D	06/19/2023	Paydown		208,947	208,947	208,947	208,947	0	0	0	0	0	208,947	0	0	0	4,983	06/16/2036	1.A FE

E05.3

STATEMENT AS OF JUNE 30, 2023 OF THE Amerigroup Tennessee, Inc.

SCHEDULE D - PART 4

Show All Long-Term Bonds and Stock Sold, Redeemed or Otherwise Disposed of During the Current Quarter

1	2	3	4	5	6	7	8	9	10	Change In Book/Adjusted Carrying Value					16	17	18	19	20	21	22	
										11	12	13	14	15								
CUSIP Identification	Description	Foreign	Disposal Date	Name of Purchaser	Number of Shares of Stock	Consideration	Par Value	Actual Cost	Prior Year Book/Adjusted Carrying Value	Unrealized Valuation Increase/(Decrease)	Current Year's (Amortization)/Accretion	Other Than Temporary Impairment Recognized	Total Change in Book/Adjusted Carrying Value (11 + 12 - 13)	Total Foreign Exchange Change in Book /Adjusted Carrying Value	Book/Adjusted Carrying Value at Disposal Date	Foreign Exchange Gain (Loss) on Disposal	Realized Gain (Loss) on Disposal	Total Gain (Loss) on Disposal	Bond Interest/Stock Dividends Received During Year	Stated Contractual Maturity Date	NAIC Designation, NAIC Designation Modifier and SVO Administrative Symbol	
1109999999	Subtotal - Bonds - Industrial and Miscellaneous (Unaffiliated)					13,644,909	13,808,254	13,959,175	13,279,021	242,350	97,880	254	339,976	0	13,958,221	0	(314,036)	(314,036)	348,290	XXX	XXX	
..025816-CH-0	AMERICAN EXPRESS CO 3.550% Perpet.		06/12/2023	UBS Securities Inc		167,500	200,000	200,000	200,000	0	0	0	0	0	200,000	0	(32,500)	(32,500)	3,570	01/01/9999	2.C FE	
	GENERAL ELECTRIC CO SERIES D 8.882% Perpet.																					
..369604-BQ-5			04/04/2023	Morgan Stanley		1,396,581	1,397,000	1,306,614	1,306,614	0	0	0	0	0	1,306,614	0	89,967	89,967	35,287	01/01/9999	3.A FE	
..857477-BA-0	STATE STREET CORP SERIES H 5.625% Perpet.		04/18/2023	Paribas		188,005	200,000	207,980	207,980	0	0	0	0	0	207,980	0	(19,981)	(19,981)	3,906	01/01/9999	2.A FE	
1309999999	Subtotal - Bonds - Hybrid Securities					1,752,086	1,797,000	1,714,594	1,714,594	0	0	0	0	0	1,714,594	0	37,486	37,486	42,763	XXX	XXX	
2509999997	Total - Bonds - Part 4					45,877,846	49,389,105	49,499,914	48,685,182	242,350	99,955	254	342,051	0	49,487,413	0	(3,610,296)	(3,610,296)	670,879	XXX	XXX	
2509999998	Total - Bonds - Part 5					XXX	XXX	XXX	XXX	XXX	XXX	XXX	XXX	XXX	XXX	XXX	XXX	XXX	XXX	XXX	XXX	XXX
2509999999	Total - Bonds					45,877,846	49,389,105	49,499,914	48,685,182	242,350	99,955	254	342,051	0	49,487,413	0	(3,610,296)	(3,610,296)	670,879	XXX	XXX	
4509999997	Total - Preferred Stocks - Part 4					0	XXX	0	0	0	0	0	0	0	0	0	0	0	0	XXX	XXX	
4509999998	Total - Preferred Stocks - Part 5					XXX	XXX	XXX	XXX	XXX	XXX	XXX	XXX	XXX	XXX	XXX	XXX	XXX	XXX	XXX	XXX	XXX
4509999999	Total - Preferred Stocks					0	XXX	0	0	0	0	0	0	0	0	0	0	0	0	XXX	XXX	
5989999997	Total - Common Stocks - Part 4					0	XXX	0	0	0	0	0	0	0	0	0	0	0	0	XXX	XXX	
5989999998	Total - Common Stocks - Part 5					XXX	XXX	XXX	XXX	XXX	XXX	XXX	XXX	XXX	XXX	XXX	XXX	XXX	XXX	XXX	XXX	XXX
5989999999	Total - Common Stocks					0	XXX	0	0	0	0	0	0	0	0	0	0	0	0	XXX	XXX	
5999999999	Total - Preferred and Common Stocks					0	XXX	0	0	0	0	0	0	0	0	0	0	0	0	XXX	XXX	
6009999999	Totals					45,877,846	XXX	49,499,914	48,685,182	242,350	99,955	254	342,051	0	49,487,413	0	(3,610,296)	(3,610,296)	670,879	XXX	XXX	

E05.4

Schedule DB - Part A - Section 1 - Options, Caps, Floors, Collars, Swaps and Forwards Open

N O N E

Schedule DB - Part B - Section 1 - Futures Contracts Open

N O N E

Schedule DB - Part B - Section 1B - Brokers with whom cash deposits have been made

N O N E

Schedule DB - Part D - Section 1 - Counterparty Exposure for Derivative Instruments Open

N O N E

Schedule DB - Part D-Section 2 - Collateral for Derivative Instruments Open - Pledged By

N O N E

Schedule DB - Part D-Section 2 - Collateral for Derivative Instruments Open - Pledged To

N O N E

Schedule DB - Part E - Derivatives Hedging Variable Annuity Guarantees

N O N E

STATEMENT AS OF JUNE 30, 2023 OF THE Amerigroup Tennessee, Inc.

SCHEDULE DL - PART 1
SECURITIES LENDING COLLATERAL ASSETS

Reinvested Collateral Assets Owned Current Statement Date

(Securities lending collateral assets reported in aggregate on Line 10 of the Assets page and not included on Schedules A, B, BA, D, DB and E)

1	2	3	4	5	6	7
CUSIP Identification	Description	Code	NAIC Designation, NAIC Designation Modifier and SVO Administrative Symbol	Fair Value	Book/Adjusted Carrying Value	Maturity Date
912810-0Q-4	UNITED STATES OF AMERICA BOND FIXED 4.375% 15/MAY/2041 USD 100		1.A	3,633	3,633	05/15/2041
912810-0S-0	UNITED STATES OF AMERICA BOND FIXED 3.75% 15/AUG/2041 USD 100		1.A	7,548	7,548	08/15/2041
912810-RD-2	UNITED STATES OF AMERICA BOND FIXED 3.75% 15/NOV/2043 USD 100		1.A	10,608	10,608	11/15/2043
912810-SE-9	UNITED STATES OF AMERICA BOND FIXED 3.375% 15/NOV/2048 USD 100		1.A	14,436	14,436	11/15/2048
912810-SL-3	UNITED STATES OF AMERICA BOND FIXED 2% 15/FEB/2050 USD 100		1.A	3,558	3,558	02/15/2050
912810-SX-7	UNITED STATES OF AMERICA BOND FIXED 2.375% 15/MAY/2051 USD 100		1.A	5,375	5,375	05/15/2051
912810-TC-2	UNITED STATES OF AMERICA BOND FIXED 2% 15/NOV/2041 USD 100		1.A	4,291	4,291	11/15/2041
912810-TH-1	UNITED STATES OF AMERICA BOND FIXED 3.25% 15/MAY/2042 USD 100		1.A	5,856	5,856	05/15/2042
912810-TL-2	UNITED STATES OF AMERICA BOND FIXED 4% 15/NOV/2052 USD 100		1.A	7,083	7,083	11/15/2052
912828-3F-5	UNITED STATES OF AMERICA NOTES FIXED 2.25% 15/NOV/2027 USD 100		1.A	4,157	4,157	11/15/2027
912828-3H-8	UNITED STATES OF AMERICA NOTES FIXED 2.75% 15/FEB/2028 USD 100		1.A	8,482	8,482	02/15/2028
912828-4M-9	UNITED STATES OF AMERICA NOTES FIXED 2.875% 30/APR/2025 USD 100		1.A	6,653	6,653	04/30/2025
912828-4N-7	UNITED STATES OF AMERICA NOTES FIXED 2.875% 15/MAY/2028 USD 100		1.A	8,194	8,194	05/15/2028
912828-6B-1	UNITED STATES OF AMERICA NOTES FIXED 2.625% 15/FEB/2029 USD 100		1.A	5,832	5,832	02/15/2029
912828-G3-8	UNITED STATES OF AMERICA NOTES FIXED 2.25% 15/NOV/2024 USD 100		1.A	4,491	4,491	11/15/2024
912828-M5-6	UNITED STATES OF AMERICA NOTES FIXED 2.25% 15/NOV/2025 USD 100		1.A	3,607	3,607	11/15/2025
912828-P4-6	UNITED STATES OF AMERICA NOTES FIXED 1.625% 15/FEB/2026 USD 100		1.A	9,541	9,541	02/15/2026
912828-Z5-2	UNITED STATES OF AMERICA NOTES FIXED 1.375% 31/JAN/2025 USD 100		1.A	5,711	5,711	01/31/2025
912828-Z7-8	UNITED STATES OF AMERICA NOTES FIXED 1.5% 31/JAN/2027 USD 100		1.A	6,249	6,249	01/31/2027
912828-Z9-4	UNITED STATES OF AMERICA NOTES FIXED 1.5% 15/FEB/2030 USD 100		1.A	3,818	3,818	02/15/2030
91282C-AL-5	UNITED STATES OF AMERICA NOTES FIXED 0.375% 30/SEP/2027 USD 100		1.A	5,013	5,013	09/30/2027
91282C-AT-8	UNITED STATES OF AMERICA NOTES FIXED 0.25% 31/OCT/2025 USD 100		1.A	12,499	12,499	10/31/2025
91282C-AV-3	UNITED STATES OF AMERICA NOTES FIXED 0.875% 15/NOV/2030 USD 100		1.A	4,427	4,427	11/15/2030
91282C-BJ-9	UNITED STATES OF AMERICA NOTES FIXED 0.75% 31/JAN/2028 USD 100		1.A	4,155	4,155	01/31/2028
91282C-CB-5	UNITED STATES OF AMERICA NOTES FIXED 1.625% 15/MAY/2031 USD 100		1.A	4,701	4,701	05/15/2031
91282C-CE-9	UNITED STATES OF AMERICA NOTES FIXED 1.25% 31/MAY/2028 USD 100		1.A	7,444	7,444	05/31/2028
91282C-CS-8	UNITED STATES OF AMERICA NOTES FIXED 1.25% 15/AUG/2031 USD 100		1.A	12,322	12,322	08/15/2031
91282C-DF-5	UNITED STATES OF AMERICA NOTES FIXED 1.375% 31/OCT/2028 USD 100		1.A	3,441	3,441	10/31/2028
91282C-DJ-7	UNITED STATES OF AMERICA NOTES FIXED 1.375% 15/NOV/2031 USD 100		1.A	4,000	4,000	11/15/2031
91282C-DS-7	UNITED STATES OF AMERICA NOTES FIXED 1.125% 15/JAN/2025 USD 100		1.A	3,598	3,598	01/15/2025
91282C-DW-8	UNITED STATES OF AMERICA NOTES FIXED 1.75% 31/JAN/2029 USD 100		1.A	4,717	4,717	01/31/2029
91282C-EP-3	UNITED STATES OF AMERICA NOTES FIXED 1.875% 28/FEB/2029 USD 100		1.A	8,117	8,117	02/28/2029
91282C-ED-9	UNITED STATES OF AMERICA NOTES FIXED 1.75% 15/MAR/2025 USD 100		1.A	3,731	3,731	03/15/2025
91282C-EM-9	UNITED STATES OF AMERICA NOTES FIXED 2.875% 30/APR/2029 USD 100		1.A	4,476	4,476	04/30/2029
91282C-EP-2	UNITED STATES OF AMERICA NOTES FIXED 2.875% 15/MAY/2032 USD 100		1.A	4,677	4,677	05/15/2032
91282C-ET-4	UNITED STATES OF AMERICA NOTES FIXED 2.625% 31/MAY/2027 USD 100		1.A	6,516	6,516	05/31/2027
91282C-FH-9	UNITED STATES OF AMERICA NOTES FIXED 3.125% 31/AUG/2027 USD 100		1.A	14,121	14,121	08/31/2027
91282C-GE-5	UNITED STATES OF AMERICA NOTES FIXED 3.875% 15/JAN/2026 USD 100		1.A	5,027	5,027	01/15/2026
0019999999	Subtotal - Bonds - U.S. Governments - Issuer Obligations			242,107	242,107	XXX
0109999999	Total - U.S. Government Bonds			242,107	242,107	XXX
0309999999	Total - All Other Government Bonds			0	0	XXX
0509999999	Total - U.S. States, Territories and Possessions Bonds			0	0	XXX
0709999999	Total - U.S. Political Subdivisions Bonds			0	0	XXX
0909999999	Total - U.S. Special Revenues Bonds			0	0	XXX
13606K-TZ-9	CIBC NY		1.E	703,538	704,844	03/08/2024
13606K-TZ-9	CIBC NY		1.E	209,142	209,531	03/08/2024
000000-00-0	DEUTSCHE BANK SECURITIES INC.		1.G	3,524,219	3,524,219	07/31/2023
000000-00-0	DEUTSCHE BANK SECURITIES INC.		1.G	1,047,653	1,047,653	07/31/2023
1019999999	Subtotal - Bonds - Industrial and Miscellaneous (Unaffiliated) - Issuer Obligations			5,484,552	5,486,246	XXX
1109999999	Total - Industrial and Miscellaneous (Unaffiliated) Bonds			5,484,552	5,486,246	XXX
1309999999	Total - Hybrid Securities			0	0	XXX
1509999999	Total - Parent, Subsidiaries and Affiliates Bonds			0	0	XXX
1909999999	Subtotal - Unaffiliated Bank Loans			0	0	XXX
2419999999	Total - Issuer Obligations			5,726,659	5,728,353	XXX
2429999999	Total - Residential Mortgage-Backed Securities			0	0	XXX
2439999999	Total - Commercial Mortgage-Backed Securities			0	0	XXX
2449999999	Total - Other Loan-Backed and Structured Securities			0	0	XXX
2459999999	Total - SVO Identified Funds			0	0	XXX
2469999999	Total - Affiliated Bank Loans			0	0	XXX
2479999999	Total - Unaffiliated Bank Loans			0	0	XXX
2489999999	Total - Unaffiliated Certificates of Deposit			0	0	XXX
2509999999	Total Bonds			5,726,659	5,728,353	XXX
4109999999	Total - Preferred Stocks (Schedule D, Part 2, Section 1 type) - Industrial and Miscellaneous (Unaffiliated)			0	0	XXX
4409999999	Total - Preferred Stocks (Schedule D, Part 2, Section 1 type) - Parent, Subsidiaries and Affiliates			0	0	XXX
4509999999	Total - Preferred Stocks (Schedule D, Part 2, Section 1 type)			0	0	XXX
5109999999	Total - Common Stocks (Schedule D, Part 2, Section 2 type) - Industrial and Miscellaneous (Unaffiliated)			0	0	XXX
5409999999	Total - Common Stocks (Schedule D, Part 2, Section 2 type) - Mutual Funds			0	0	XXX
5609999999	Total - Common Stocks (Schedule D, Part 2, Section 2 type) - Unit Investment Trusts			0	0	XXX
5809999999	Total - Common Stocks (Schedule D, Part 2, Section 2 type) - Closed-End Funds			0	0	XXX
5979999999	Total - Common Stocks (Schedule D, Part 2, Section 2 type) - Parent, Subsidiaries and Affiliates			0	0	XXX
5989999999	Total - Common Stocks (Schedule D, Part 2, Section 2 type)			0	0	XXX
5999999999	Total - Preferred and Common Stocks			0	0	XXX
000000-00-0	PERSHING LLC		1.E	2,349,479	2,349,479	11/02/2023
000000-00-0	PERSHING LLC		1.E	1,879,583	1,879,583	11/02/2023
000000-00-0	PERSHING LLC		1.E	698,435	698,435	11/02/2023
000000-00-0	PERSHING LLC		1.E	558,748	558,748	11/02/2023
000000-00-0	MORGAN STANLEY		1.E	3,524,219	3,524,219	12/28/2023
000000-00-0	MORGAN STANLEY		1.E	1,047,653	1,047,653	12/28/2023
000000-00-0	SKANDANAVISKA ENSKILDA BANKEN		1.E	1,174,681	1,174,740	12/15/2023
000000-00-0	SKANDANAVISKA ENSKILDA BANKEN		1.E	349,200	349,218	12/15/2023
000000-00-0	LA BANQUE POSTALE		1.E	1,879,583	1,879,583	09/13/2023
000000-00-0	LA BANQUE POSTALE		1.E	558,748	558,748	09/13/2023
000000-00-0	UBS AG LONDON		1.E	1,174,740	1,174,740	11/27/2023
000000-00-0	UBS AG LONDON		1.E	349,218	349,218	11/27/2023
000000-00-0	UNITED STATES OF AMERICA NOTES FIXED 0.25% 15/NOV/2023 USD 100		1.A	15,955	15,955	11/15/2023
000000-00-0	UNITED STATES OF AMERICA NOTES FIXED 2.75% 15/FEB/2024 USD 100		1.A	4,417	4,417	02/15/2024
000000-00-0	UNITED STATES OF AMERICA NOTES FIXED 0.25% 15/MAR/2024 USD 100		1.A	4,206	4,206	03/15/2024
9509999999	Subtotal - Short-Term Invested Assets (Schedule DA type)			15,568,867	15,568,943	XXX
000000-00-0	ABN Amro Bank N.V.			469,896	469,896	07/03/2023
000000-00-0	AUSTRALIA NEW ZEALAND LONDON			140,969	140,969	07/03/2023
000000-00-0	BANCO SANTANDER SA NY			469,896	469,896	07/03/2023
000000-00-0	CANADIAN IMPERIAL BANK TOR			939,792	939,792	07/03/2023
000000-00-0	DZ BANK AG NEW YORK			563,875	563,875	07/03/2023

STATEMENT AS OF JUNE 30, 2023 OF THE Amerigroup Tennessee, Inc.

SCHEDULE DL - PART 1
SECURITIES LENDING COLLATERAL ASSETS

Reinvested Collateral Assets Owned Current Statement Date

(Securities lending collateral assets reported in aggregate on Line 10 of the Assets page and not included on Schedules A, B, BA, D, DB and E)

1	2	3	4	5	6	7
CUSIP Identification	Description	Code	NAIC Designation, NAIC Designation Modifier and SVO Administrative Symbol	Fair Value	Book/Adjusted Carrying Value	Maturity Date
000000-00-0	FIRST ABU DHABI BANK USA NV			704,844	704,844	07/03/2023
000000-00-0	RABOBANK NETHERLANDS			939,792	939,792	07/03/2023
000000-00-0	SVENSKA NY			72,834	72,834	07/03/2023
000000-00-0	ABN Amro Bank N.V.			139,687	139,687	07/03/2023
000000-00-0	AUSTRALIA NEW ZEALAND LONDON			41,906	41,906	07/03/2023
000000-00-0	BANCO SANTANDER SA NY			139,687	139,687	07/03/2023
000000-00-0	CANADIAN IMPERIAL BANK TOR			279,374	279,374	07/03/2023
000000-00-0	DZ BANK AG NEW YORK			167,625	167,625	07/03/2023
000000-00-0	FIRST ABU DHABI BANK USA NV			209,531	209,531	07/03/2023
000000-00-0	RABOBANK NETHERLANDS			279,374	279,374	07/03/2023
000000-00-0	SVENSKA NY			21,652	21,652	07/03/2023
000000-00-0	BARCLAYS BANK PLC			1,174,740	1,174,740	07/05/2023
000000-00-0	NATL BANK CANADA			2,114,531	2,114,531	07/07/2023
000000-00-0	NATL BANK CANADA			2,983,838	2,983,838	07/07/2023
000000-00-0	BARCLAYS BANK PLC			349,218	349,218	07/05/2023
000000-00-0	NATL BANK CANADA			628,592	628,592	07/07/2023
000000-00-0	NATL BANK CANADA			887,013	887,013	07/07/2023
000000-00-0	RABOBANK LONDON			469,910	471,924	07/12/2023
000000-00-0	RABOBANK LONDON			139,691	140,290	07/12/2023
000000-00-0	MIZUHO BANK LIMITED NEW YORK			234,954	234,948	07/12/2023
000000-00-0	MIZUHO BANK LIMITED NEW YORK			69,846	69,844	07/12/2023
000000-00-0	CREDIT AGRICOLE CIB, NY			939,884	939,792	08/01/2023
000000-00-0	CREDIT AGRICOLE CIB, NY			279,402	279,374	08/01/2023
000000-00-0	AUSTRALIA NEW ZEALAND LONDON			1,206,189	1,204,826	09/22/2023
000000-00-0	AUSTRALIA NEW ZEALAND LONDON			358,567	358,162	09/22/2023
000000-00-0	Mitsubishi UFJ Trust & Bank Co			937,094	927,182	07/20/2023
000000-00-0	Mitsubishi UFJ Trust & Bank Co			278,572	275,626	07/20/2023
000000-00-0	Mitsubishi UFJ Trust & Bank Co			1,406,248	1,390,982	07/17/2023
000000-00-0	Mitsubishi UFJ Trust & Bank Co			418,039	413,501	07/17/2023
000000-00-0	BARCLAYS NEW YORK			1,315,481	1,315,708	09/22/2023
000000-00-0	BARCLAYS NEW YORK			391,056	391,124	09/22/2023
000000-00-0	MIZUHO BANK LIMITED NEW YORK			1,409,733	1,409,687	07/14/2023
000000-00-0	MIZUHO BANK LIMITED NEW YORK			419,075	419,061	07/14/2023
000000-00-0	BARCLAYS BANK PLC			463,284	463,289	09/29/2023
000000-00-0	BARCLAYS BANK PLC			137,722	137,723	09/29/2023
000000-00-0	National Westminster Bank PLC			698,352	694,951	08/31/2023
000000-00-0	National Westminster Bank PLC			207,601	206,590	08/31/2023
000000-00-0	National Westminster Bank PLC			698,458	694,951	08/30/2023
000000-00-0	National Westminster Bank PLC			207,632	206,590	08/30/2023
000000-00-0	Mitsubishi UFJ Trust & Bank Co			933,025	926,999	08/18/2023
000000-00-0	Mitsubishi UFJ Trust & Bank Co			277,363	275,571	08/18/2023
000000-00-0	Mitsubishi UFJ Trust & Bank Co			233,292	231,750	08/17/2023
000000-00-0	Mitsubishi UFJ Trust & Bank Co			69,351	68,893	08/17/2023
000000-00-0	SUMITOMO MITSUI TRUST BANK LTD, NY			469,918	469,896	07/20/2023
000000-00-0	SUMITOMO MITSUI TRUST BANK LTD, NY			139,694	139,687	07/20/2023
000000-00-0	BARCLAYS BANK PLC			695,371	694,757	09/25/2023
000000-00-0	BARCLAYS BANK PLC			206,715	206,532	09/25/2023
000000-00-0	SUMITOMO MITSUI TRUST BANK LTD, LDN			1,160,372	1,157,677	09/19/2023
000000-00-0	SUMITOMO MITSUI TRUST BANK LTD, LDN			344,947	344,146	09/19/2023
000000-00-0	BARCLAYS NEW YORK			704,866	704,844	07/11/2023
000000-00-0	BARCLAYS NEW YORK			209,537	209,531	07/11/2023
000000-00-0	MUFG Bank Ltd, New York Branch			469,845	469,896	08/21/2023
000000-00-0	MUFG Bank Ltd, New York Branch			139,672	139,687	08/21/2023
000000-00-0	SVENSKA NY			704,895	704,844	07/18/2023
000000-00-0	SVENSKA NY			209,546	209,531	07/18/2023
000000-00-0	CIBC NY			1,175,041	1,174,740	10/13/2023
000000-00-0	CIBC NY			349,308	349,218	10/13/2023
000000-00-0	OCBC NEW YORK			469,890	469,896	12/20/2023
000000-00-0	OCBC NEW YORK			139,685	139,687	12/20/2023
000000-00-0	OCBC NEW YORK			798,892	798,823	11/16/2023
000000-00-0	OCBC NEW YORK			237,489	237,468	11/16/2023
000000-00-0	BANK OF AMERICA NA			939,764	939,792	11/17/2023
000000-00-0	BANK OF AMERICA NA			279,366	279,374	11/17/2023
000000-00-0	BNP PARIBAS, NY			704,844	704,844	09/08/2023
000000-00-0	BNP PARIBAS, NY			209,531	209,531	09/08/2023
000000-00-0	BNP PARIBAS, NY			1,033,771	1,033,771	09/18/2023
000000-00-0	BNP PARIBAS, NY			307,312	307,312	09/18/2023
000000-00-0	STATE STREET BANK AND TRUST			704,971	704,844	07/14/2023
000000-00-0	STATE STREET BANK AND TRUST			209,568	209,531	07/14/2023
000000-00-0	SVENSKA NY			1,175,056	1,174,740	10/31/2023
000000-00-0	SVENSKA NY			349,312	349,218	10/31/2023
000000-00-0	CIC NY			939,116	939,792	12/01/2023
000000-00-0	CIC NY			279,173	279,374	12/01/2023
000000-00-0	OCBC NEW YORK			938,990	939,792	12/08/2023
000000-00-0	OCBC NEW YORK			279,136	279,374	12/08/2023
000000-00-0	TORONTO DOMINION NY			2,349,479	2,349,479	10/06/2023
000000-00-0	TORONTO DOMINION NY			698,435	698,435	10/06/2023
000000-00-0	ROYAL BANK OF CANADA NY			1,645,356	1,644,635	09/20/2023
000000-00-0	ROYAL BANK OF CANADA NY			489,119	488,905	09/20/2023
000000-00-0	BANK OF MONTREAL CHICAGO			705,181	704,844	08/01/2023
000000-00-0	BANK OF MONTREAL CHICAGO			209,631	209,531	08/01/2023
000000-00-0	BANK OF MONTREAL CHICAGO			1,412,171	1,409,687	11/08/2023
000000-00-0	BANK OF MONTREAL CHICAGO			419,800	419,061	11/08/2023
000000-00-0	ROYAL BANK OF CANADA NY			704,968	704,844	07/20/2023
000000-00-0	ROYAL BANK OF CANADA NY			209,568	209,531	07/20/2023
000000-00-0	TORONTO DOMINION NY			610,748	610,865	01/23/2024
000000-00-0	TORONTO DOMINION NY			181,559	181,593	01/23/2024
000000-00-0	TORONTO DOMINION NY			1,174,908	1,174,740	02/13/2024
000000-00-0	TORONTO DOMINION NY			349,268	349,218	02/13/2024
9609999999	Subtotal - Cash (Schedule E Part 1 type)			56,054,263	55,995,514	XXX
018616-74-8	ALLIANCE BERNSTEIN GOVT FD		1.A	93,979	93,979	07/03/2023
018616-74-8	ALLIANCE BERNSTEIN GOVT FD		1.A	27,937	27,937	07/03/2023
261908-10-7	DREYFUS TREASURY & AGENCY LEX		1.A	682,749	682,749	07/03/2023
261908-10-7	DREYFUS TREASURY & AGENCY LEX		1.A	202,962	202,962	07/03/2023
857492-70-6	STATE STREET INST US GOVT FUND		1.A	6,813	6,813	07/03/2023
857492-70-6	STATE STREET INST US GOVT FUND		1.A	2,025	2,025	07/03/2023
949921-12-6	WELLS FARGO GOVT FD LEX		1.A	704,844	704,844	07/03/2023

STATEMENT AS OF JUNE 30, 2023 OF THE Amerigroup Tennessee, Inc.

SCHEDULE DL - PART 1
SECURITIES LENDING COLLATERAL ASSETS

Reinvested Collateral Assets Owned Current Statement Date

(Securities lending collateral assets reported in aggregate on Line 10 of the Assets page and not included on Schedules A, B, BA, D, DB and E)

1 CUSIP Identification	2 Description	3 Code	4 NAIC Designation, NAIC Designation Modifier and SVO Administrative Symbol	5 Fair Value	6 Book/Adjusted Carrying Value	7 Maturity Date
949921-12-6	WELLS FARGO GOVT FD LEX		1.A	209,531	209,531	07/03/2023
09248U-70-0	TFDXX LEX BLACKROCK FED FUND		1.A	704,844	704,844	07/03/2023
09248U-70-0	TFDXX LEX BLACKROCK FED FUND		1.A	209,531	209,531	07/03/2023
31607A-70-3	FIDELITY INST GOVT LEX		1.A	234,948	234,948	07/03/2023
31607A-70-3	FIDELITY INSTITUTIONAL GOVT		1.A	46,990	46,990	07/03/2023
31607A-70-3	FIDELITY INST GOVT LEX		1.A	69,844	69,844	07/03/2023
31607A-70-3	FIDELITY INSTITUTIONAL GOVT		1.A	13,969	13,969	07/03/2023
38141W-27-3	Goldman Sachs Fin Square Govt Fd		1.A	1,696,885	1,696,885	07/03/2023
38141W-27-3	Goldman Sachs Fin Square Govt Fd		1.A	504,437	504,437	07/03/2023
44330V-48-0	HSBC US GOVT FUND LEX		1.A	1,080,760	1,080,760	07/03/2023
44330V-48-0	HSBC US GOVT FUND LEX		1.A	321,280	321,280	07/03/2023
52470G-79-1	WESTERN ASST GOV FD		1.A	1,409,687	1,409,687	07/03/2023
52470G-79-1	WESTERN ASST GOV FD		1.A	419,061	419,061	07/03/2023
61747C-70-7	MS GOVT US		1.A	397,696	397,696	07/03/2023
61747C-70-7	MS GOVT US LEX		1.A	230,267	230,267	07/03/2023
61747C-70-7	MS GOVT US		1.A	118,224	118,224	07/03/2023
61747C-70-7	MS GOVT US LEX		1.A	68,452	68,452	07/03/2023
74926P-69-6	RBC US GOVT MONEY MKT FUND		1.A	1,557,517	1,557,517	07/03/2023
74926P-69-6	RBC US GOVT MONEY MKT FUND		1.A	463,007	463,007	07/03/2023
	BOFA SECURITIES, INC		1.E	3,363,022	3,363,022	07/03/2023
	NOMURA SECURITIES		1.E	46,990	46,990	07/03/2023
	RBC CAPITAL MKS		1.D	2,349,479	2,349,479	07/03/2023
	TD PRIME SVCS		1.E	1,174,740	1,174,740	07/03/2023
	TD PRIME SVCS		1.E	2,082,343	2,082,343	07/03/2023
	TD PRIME SVCS		1.E	4,135,083	4,135,083	07/03/2023
	BANK OF MONTREAL, LONDON SCM USD		1.E	2,081,080	2,081,080	07/03/2023
	BOFA SECURITIES, INC		1.E	999,734	999,734	07/03/2023
	NOMURA SECURITIES		1.E	13,969	13,969	07/03/2023
	RBC CAPITAL MKS		1.D	698,435	698,435	07/03/2023
	TD PRIME SVCS		1.E	349,218	349,218	07/03/2023
	TD PRIME SVCS		1.E	619,023	619,023	07/03/2023
	TD PRIME SVCS		1.E	1,229,246	1,229,246	07/03/2023
	BANK OF MONTREAL, LONDON SCM USD		1.E	618,648	618,648	07/03/2023
	VIRTU AMERICAS LLC		1.E	469,896	469,896	07/05/2023
	VIRTU AMERICAS LLC		1.E	139,687	139,687	07/05/2023
	UNITED OF OMAHA LIFE INSURANCE		1.E	469,896	469,896	07/17/2023
	UNITED OF OMAHA LIFE INSURANCE		1.E	139,687	139,687	07/17/2023
	UNITED OF OMAHA LIFE INSURANCE		1.E	140,969	140,969	07/31/2023
	UNITED OF OMAHA LIFE INSURANCE		1.E	41,906	41,906	07/31/2023
	ING BANK NV, LONDON BRANCH		1.E	2,490,448	2,490,448	08/04/2023
	ING FINANCIAL MARKETS LLC RPEQ		1.E	1,174,740	1,174,740	08/04/2023
	ING FINANCIAL MARKETS LLC RPEQ		1.E	1,174,740	1,174,740	08/04/2023
	ING FINANCIAL MARKETS LLC RPEQ		1.E	2,114,531	2,114,531	08/04/2023
	ING FINANCIAL MARKETS LLC RPEQ		1.E	1,174,740	1,174,740	08/04/2023
	ROYAL BANK CANADA TORONTO		1.D	3,524,219	3,524,219	08/04/2023
	ROYAL BANK CANADA TORONTO		1.D	2,349,479	2,349,479	08/04/2023
	ROYAL BANK CANADA TORONTO		1.D	2,349,479	2,349,479	08/04/2023
	ROYAL BANK CANADA TORONTO		1.D	2,349,479	2,349,479	08/04/2023
	ROYAL BANK CANADA TORONTO		1.D	1,879,583	1,879,583	08/04/2023
	ING BANK NV, LONDON BRANCH		1.E	740,342	740,342	08/04/2023
	ING FINANCIAL MARKETS LLC RPEQ		1.E	349,218	349,218	08/04/2023
	ING FINANCIAL MARKETS LLC RPEQ		1.E	349,218	349,218	08/04/2023
	ING FINANCIAL MARKETS LLC RPEQ		1.E	628,592	628,592	08/04/2023
	ING FINANCIAL MARKETS LLC RPEQ		1.E	349,218	349,218	08/04/2023
	ROYAL BANK CANADA TORONTO		1.D	1,047,653	1,047,653	08/04/2023
	ROYAL BANK CANADA TORONTO		1.D	698,435	698,435	08/04/2023
	ROYAL BANK CANADA TORONTO		1.D	698,435	698,435	08/04/2023
	ROYAL BANK CANADA TORONTO		1.D	698,435	698,435	08/04/2023
	ROYAL BANK CANADA TORONTO		1.D	558,748	558,748	08/04/2023
	UNITED STATES OF AMERICA NOTES FIXED 0.125% 15/SEP/2023 USD 100		1.A	2,018	2,018	09/15/2023
9709999999	Subtotal - Cash Equivalents (Schedule E Part 2 type)			59,343,042	59,343,042	XXX
9999999999	Totals			136,692,829	136,635,851	XXX

General Interrogatories:

- Total activity for the year Fair Value \$(11,643,578) Book/Adjusted Carrying Value \$(11,671,492)
- Average balance for the year Fair Value \$137,532,681 Book/Adjusted Carrying Value \$137,501,638
- Reinvested securities lending collateral assets book/adjusted carrying value included in this schedule by NAIC designation:
 NAIC 1 \$ 80,640,337 NAIC 2 \$ NAIC 3 \$ NAIC 4 \$ NAIC 5 \$ NAIC 6 \$

**SCHEDULE DL - PART 2
SECURITIES LENDING COLLATERAL ASSETS**

Reinvested Collateral Assets Owned Current Statement Date

(Securities lending collateral assets included on Schedules A, B, BA, D, DB and E and not reported in aggregate on Line 10 of the Assets page)

1	2	3	4	5	6	7
CUSIP Identification	Description	Code	NAIC Designation, NAIC Designation Modifier and SVO Administrative Symbol	Fair Value	Book/Adjusted Carrying Value	Maturity Date
NONE						
999999999 - Totals						XXX

General Interrogatories:

- | | | |
|---------------------------------|---------------------|---------------------------------------|
| 1. Total activity for the year | Fair Value \$ | Book/Adjusted Carrying Value \$ |
| 2. Average balance for the year | Fair Value \$ | Book/Adjusted Carrying Value \$ |

STATEMENT AS OF JUNE 30, 2023 OF THE Amerigroup Tennessee, Inc.

SCHEDULE E - PART 1 - CASH

Month End Depository Balances

1 Depository	2 Code	3 Rate of Interest	4 Amount of Interest Received During Current Quarter	5 Amount of Interest Accrued at Current Statement Date	Book Balance at End of Each Month During Current Quarter			9 *
					6 First Month	7 Second Month	8 Third Month	
Bank of America 101 S. Tryon Street, 19th Floor, Charlotte, NC 28255		0.000	0	0	(12,385,278)	(17,999,836)	(13,174,011)	.XXX.
JP Morgan Chase 4 New York Plaza, 13th Floor, New York, NY 10004		0.000	0	0	4,021,394	4,158,089	4,042,068	.XXX.
0199998. Deposits in ... depositories that do not exceed the allowable limit in any one depository (See instructions) - Open Depositories	XXX	XXX						XXX
0199999. Totals - Open Depositories	XXX	XXX	0	0	(8,363,884)	(13,841,747)	(9,131,943)	XXX
0299998. Deposits in ... depositories that do not exceed the allowable limit in any one depository (See instructions) - Suspended Depositories	XXX	XXX						XXX
0299999. Totals - Suspended Depositories	XXX	XXX	0	0	0	0	0	XXX
0399999. Total Cash on Deposit	XXX	XXX	0	0	(8,363,884)	(13,841,747)	(9,131,943)	XXX
0499999. Cash in Company's Office	XXX	XXX	XXX	XXX				XXX
0599999. Total - Cash	XXX	XXX	0	0	(8,363,884)	(13,841,747)	(9,131,943)	XXX

STATEMENT AS OF JUNE 30, 2023 OF THE Amerigroup Tennessee, Inc.
SCHEDULE E - PART 2 - CASH EQUIVALENTS

Show Investments Owned End of Current Quarter

1	2	3	4	5	6	7	8	9
CUSIP	Description	Code	Date Acquired	Rate of Interest	Maturity Date	Book/Adjusted Carrying Value	Amount of Interest Due and Accrued	Amount Received During Year
	US TREASURY BOND REPURCHASE AGREEMENT			5.160	07/03/2023	3,000,000	.430	0
	US TREASURY BOND		06/30/2023	5.020	07/03/2023	5,800,000	.809	0
0019999999	Subtotal - Bonds - U.S. Governments - Issuer Obligations					8,800,000	1,239	0
0109999999	Total - U.S. Government Bonds					8,800,000	1,239	0
0309999999	Total - All Other Government Bonds					0	0	0
0509999999	Total - U.S. States, Territories and Possessions Bonds					0	0	0
0709999999	Total - U.S. Political Subdivisions Bonds					0	0	0
0909999999	Total - U.S. Special Revenues Bonds					0	0	0
1109999999	Total - Industrial and Miscellaneous (Unaffiliated) Bonds					0	0	0
1309999999	Total - Hybrid Securities					0	0	0
1509999999	Total - Parent, Subsidiaries and Affiliates Bonds					0	0	0
1909999999	Subtotal - Unaffiliated Bank Loans					0	0	0
2419999999	Total - Issuer Obligations					8,800,000	1,239	0
2429999999	Total - Residential Mortgage-Backed Securities					0	0	0
2439999999	Total - Commercial Mortgage-Backed Securities					0	0	0
2449999999	Total - Other Loan-Backed and Structured Securities					0	0	0
2459999999	Total - SVO Identified Funds					0	0	0
2469999999	Total - Affiliated Bank Loans					0	0	0
2479999999	Total - Unaffiliated Bank Loans					0	0	0
2509999999	Total Bonds					8,800,000	1,239	0
8609999999	Total Cash Equivalents					8,800,000	1,239	0

E14

**AMERIGROUP Tennessee, Inc. - Total
Medicaid-Report 2A
For the Period Ending 6/30/2023**

	Current Period	Year-To-Date Total	Previous Year Total
Member Months	1,588,313	3,154,583	6,012,432
Revenues:			
TennCare Capitation	565,402,786	1,114,101,936	2,116,191,264
Investment	6,766,492	12,510,088	16,728,270
Other Revenues	2,198,000	4,393,750	8,187,611
Total Revenues	574,367,278	1,131,005,774	2,141,107,145
Estimated Expenses:			
Hospital and Medical (w/o Mental Health)			
Capitated Physician Services	-	-	-
Fee-for Service Physician Services	113,800,406	224,593,811	434,299,675
Inpatient Hospital Services	55,251,792	125,944,592	249,773,780
Outpatient Hospital Services	22,490,653	43,856,975	85,779,979
Emergency Room Services	23,040,265	48,914,048	86,021,202
Dental Services	-	-	-
Vision Services	1,368,630	2,694,360	5,337,963
Pharmacy Services	-	-	-
Home Health Services	5,529,662	12,096,631	24,700,015
Chiropractic Services	-	-	-
Radiology Services	11,012,743	21,479,336	43,107,672
Laboratory Services	9,183,404	19,046,758	24,239,985
Durable Medical Equipment Services	4,363,994	8,831,082	17,149,805
Transportation Services	14,755,177	28,587,253	54,958,114
Outside Referrals	-	-	-
Occupancy, Depreciation and Amortization	-	-	-
Other Medical and Hospital Services - Write-Ins	-	-	-
Subtotal Medical and Hospital	260,796,726	536,044,846	1,025,368,190
Mental Health and Substance Abuse Services			
Inpatient Psychiatric Facility Services	12,057,354	25,273,589	52,871,672
Inpatient Substance Abuse Treatment and Detox	3,014,339	6,318,397	13,217,918
Outpatient Mental Health Services	18,780,213	35,726,575	61,879,572
Outpatient Substance Abuse Treatment and Detox	197,798	365,123	724,682
Housing/Residential Treatment	112,886	218,154	1,376,625
Specialized Crisis Services	2,281,173	4,468,099	8,549,126
Psychiatric Rehab and Support Services	3,846,355	7,495,750	13,334,527
Case Management	688,636	1,360,811	2,453,191
Forensics	-	-	-
Other Judicial	-	-	-
Pharmacy	-	-	-
Lab Services	-	-	-
Transportation	-	-	-
Occupancy, Depreciation and Amortization	-	-	-
Other Mental Health and Substance Abuse Services	-	-	-
PCP and Specialist Services	-	-	-
Tennessee Health Link	8,962,076	17,527,342	35,482,649
Other Mental Health Services - Write-Ins	-	-	-
Subtotal MH&SAS	49,940,830	98,753,840	189,889,962
CHOICES			
Nursing Facility Care	95,242,137	195,825,017	396,400,380
HCBS Services	23,639,056	51,194,294	95,128,055
Subtotal CHOICES	118,881,193	247,019,311	491,528,435
Value Based Payouts	-	-	-
Value Based Recoveries	-	-	-
Other Medical Incentive Pool and Withhold Adjustments	-	-	-
Subtotal Hospital, Medical, MH&SAS, CHOICES	429,618,749	881,817,997	1,706,786,587
LESS:			
Net Reinsurance Recoveries Incurred	-	-	-
Copayments	-	-	-
Subrogation and Coordination of Benefits	-	-	-
Subtotal Reinsurance, Copay, Subrogation	-	-	-
Total Hospital, Medical, MH&SAS	429,618,749	881,817,997	1,706,786,587
Administration:			
Compensation	33,518,768	65,054,278	110,151,424
Direct and Allocated Admin expenses	-	-	-
Marketing	747,040	1,174,799	2,389,091
Interest Expense	-	-	-
Premium Tax Expense	34,053,683	67,539,807	124,121,957
Occupancy, Depreciation, and Amortization	2,167,948	4,482,334	8,735,233
Other Administration - Write-Ins	15,639,485	31,163,342	60,805,524
Total Administration Expenses	86,126,923	169,414,559	306,203,229
Total Expenses	515,745,672	1,051,232,556	2,012,989,816
Extraordinary Item	-	-	-
Provision for Income Tax	13,334,630	20,047,034	28,647,360
Net Income (Loss)	45,286,976	59,726,184	99,469,969
Write-Ins for Other Revenues			
HIF Reimbursement	-	-	-
ASO for ECF	2,198,000	4,393,750	8,187,611
Total Other Revenues	2,198,000	4,393,750	8,187,611
Write-Ins for Other Medical and Hospital			
	-	-	-
	-	-	-
Total Other Medical and Hospital	-	-	-
Write-Ins for Other MH & SS			
	-	-	-
	-	-	-
Total Other MH & SS	-	-	-
Write-Ins for Other Administration			
ACA Health Insurer Fee	-	-	-
Outsourced Services	5,970,839	11,112,854	22,021,234
Postage, Express, and Telephone	467,107	1,002,860	2,510,122
Administrative Service Fee	-	-	15,093,479
Legal Fees	333,066	616,416	1,093,922
Travel	305,134	476,102	598,872
Auditing, Actuarial, and Other consulting	2,652,203	5,671,704	11,778,823
Other Administration < \$175,000 YTD	5,911,136	12,283,406	7,709,072
Total Other Administration	15,639,485	31,163,342	60,805,524

**AMERIGROUP Tennessee, Inc. - Middle Region
Medicaid-Report 2A
For the Period Ending 6/30/2023**

Member Months	Current Period <u>626,997</u>	Year-To-Date Total <u>1,244,030</u>	Previous Year Total <u>2,365,145</u>
Revenues:			
TennCare Capitation	217,506,671	426,642,220	827,674,213
Investment	2,606,376	4,799,071	6,552,599
Other Revenues	1,204,009	2,430,693	4,434,110
Total Revenues	<u>221,317,056</u>	<u>433,871,984</u>	<u>838,660,922</u>
Estimated Expenses:			
Hospital and Medical (w/o Mental Health)			
Capitated Physician Services			-
Fee-for Service Physician Services	48,900,112	92,812,556	180,934,332
Inpatient Hospital Services	25,208,630	53,228,432	108,369,544
Outpatient Hospital Services	10,409,547	19,780,926	38,743,120
Emergency Room Services	9,730,385	19,803,974	35,221,960
Dental Services	-	-	-
Vision Services	559,431	1,065,700	2,127,128
Pharmacy Services	-	-	-
Home Health Services	2,197,352	4,862,894	11,268,030
Chiropractic Services	-	-	-
Radiology Services	4,329,672	8,019,594	16,403,159
Laboratory Services	3,986,730	8,120,925	10,622,123
Durable Medical Equipment Services	1,909,653	3,781,843	7,972,321
Transportation Services	6,603,315	12,518,619	24,208,459
Outside Referrals	-	-	-
Occupancy, Depreciation and Amortization	-	-	-
Other Medical and Hospital Services - Write-Ins	-	-	-
Subtotal Medical and Hospital	<u>113,834,827</u>	<u>223,995,463</u>	<u>435,870,176</u>
Mental Health and Substance Abuse Services			
Inpatient Psychiatric Facility Services	4,892,334	9,806,098	20,152,199
Inpatient Substance Abuse Treatment and Detox	1,223,084	2,451,524	5,038,050
Outpatient Mental Health Services	9,139,185	16,699,251	28,521,023
Outpatient Substance Abuse Treatment and Detox	79,519	142,682	301,988
Housing/Residential Treatment	64,389	114,247	566,769
Specialized Crisis Services	1,226,968	2,340,973	4,543,764
Psychiatric Rehab and Support Services	1,591,160	2,940,189	5,150,571
Case Management	262,313	492,823	856,364
Forensics	-	-	-
Other Judicial	-	-	-
Pharmacy	-	-	-
Lab Services	-	-	-
Transportation	-	-	-
Occupancy, Depreciation and Amortization	-	-	-
Other Mental Health and Substance Abuse Services	-	-	-
PCP and Specialist Services	-	-	-
Tennessee Health Link	4,804,975	9,053,835	18,206,139
Other Mental Health Services - Write-Ins	-	-	-
Subtotal MH&SAS	<u>23,283,927</u>	<u>44,041,622</u>	<u>83,336,867</u>
CHOICES			
Nursing Facility Care	28,051,633	55,422,371	115,723,749
HCBS Services	8,454,788	17,189,311	32,342,935
Subtotal CHOICES	<u>36,506,420</u>	<u>72,611,683</u>	<u>148,066,684</u>
Value Based Payouts			-
Value Based Recoveries			-
Other Medical Incentive Pool and Withhold Adjustments			-
Subtotal Hospital, Medical, MH&SAS, CHOICES	<u>173,625,174</u>	<u>340,648,768</u>	<u>667,273,728</u>
LESS:			
Net Reinsurance Recoveries Incurred			-
Copayments			-
Subrogation and Coordination of Benefits			-
Subtotal Reinsurance, Copay, Subrogation	<u>-</u>	<u>-</u>	<u>-</u>
Total Hospital, Medical, MH&SAS	<u>173,625,174</u>	<u>340,648,768</u>	<u>667,273,728</u>
Administration:			
Compensation	13,231,145	25,654,566	43,330,905
Direct and Allocated Admin expenses	-	-	-
Marketing	294,774	463,289	939,811
Interest Expense			-
Premium Tax Expense	13,442,884	26,634,750	48,826,575
Occupancy, Depreciation, and Amortization	855,884	1,767,637	3,436,229
Other Administration - Write-Ins	6,173,834	12,289,461	23,919,422
Total Administration Expenses	<u>33,998,521</u>	<u>66,809,703</u>	<u>120,452,942</u>
Total Expenses	<u>207,623,695</u>	<u>407,458,472</u>	<u>787,726,670</u>
Extraordinary Item			-
Provision for Income Tax	2,631,593	6,815,902	11,720,789
Net Income (Loss)	<u>11,061,768</u>	<u>19,597,610</u>	<u>39,213,463</u>
Write-Ins for Other Revenues			
HIF Reimbursement	-	-	-
ASO for ECF	1,204,009	2,430,693	4,434,110
Total Other Revenues	<u>1,204,009</u>	<u>2,430,693</u>	<u>4,434,110</u>
Write-Ins for Other Medical and Hospital			
	-	-	-
Total Other Medical and Hospital	<u>-</u>	<u>-</u>	<u>-</u>
Write-Ins for Other MH & SS			
	-	-	-
Total Other MH & SS	<u>-</u>	<u>-</u>	<u>-</u>
Write-Ins for Other Administration			
ACA Health Insurer Fee	-	-	-
Outsourced Services	2,356,726	4,382,424	8,662,621
Postage, Express, and Telephone	184,424	395,484	987,421
Administrative Service Fee	-	-	5,937,410
Legal Fees	131,462	243,088	430,323
Travel	120,401	187,754	235,582
Auditing, Actuarial, and Other consulting	1,047,139	2,236,673	4,633,504
Other Administration < \$175,000 YTD	2,333,682	4,844,039	3,032,562
Total Other Administration	<u>6,173,834</u>	<u>12,289,461</u>	<u>23,919,422</u>

AMERIGROUP Tennessee, Inc. - East Region
Medicaid-Report 2A
For the Period Ending 6/30/2023

Member Months	Current Period	Year-To-Date Total	Previous Year Total
	519,500	1,031,659	1,958,708
Revenues:			
TennCare Capitation	194,711,647	387,590,218.87	719,103,103
Investment	2,332,167	4,349,063	5,680,067
Other Revenues	616,274	1,248,621	2,295,243
Total Revenues	197,660,088	393,187,903	727,078,413
Estimated Expenses:			
Hospital and Medical (w/o Mental Health)			
Capitated Physician Services			-
Fee-for Service Physician Services	38,553,370	80,408,703	139,243,756
Inpatient Hospital Services	16,394,272	41,181,746	74,216,640
Outpatient Hospital Services	7,654,743	15,584,742	27,707,615
Emergency Room Services	7,900,475	17,514,252	29,385,646
Dental Services	-	-	-
Vision Services	440,656	913,522	1,692,045
Pharmacy Services	-	-	-
Home Health Services	2,167,417	4,643,528	7,259,740
Chiropractic Services	-	-	-
Radiology Services	4,019,454	8,373,087	15,404,320
Laboratory Services	3,117,381	6,626,746	7,490,367
Durable Medical Equipment Services	1,398,371	3,133,278	5,450,018
Transportation Services	3,746,361	7,617,492	13,482,802
Outside Referrals	-	-	-
Occupancy, Depreciation and Amortization	-	-	-
Other Medical and Hospital Services - Write-Ins	-	-	-
Subtotal Medical and Hospital	85,392,501	185,997,096	321,332,948
Mental Health and Substance Abuse Services			
Inpatient Psychiatric Facility Services	3,417,053	7,438,524	14,717,560
Inpatient Substance Abuse Treatment and Detox	854,263	1,859,631	3,679,390
Outpatient Mental Health Services	6,029,721	11,994,572	19,836,758
Outpatient Substance Abuse Treatment and Detox	76,700	149,901	293,655
Housing/Residential Treatment	24,228	56,408	197,150
Specialized Crisis Services	597,387	1,239,893	2,280,484
Psychiatric Rehab and Support Services	1,306,899	2,651,034	4,312,785
Case Management	234,379	478,208	772,416
Forensics	-	-	-
Other Judicial	-	-	-
Pharmacy	-	-	-
Lab Services	-	-	-
Transportation	-	-	-
Occupancy, Depreciation and Amortization	-	-	-
Other Mental Health and Substance Abuse Services	-	-	-
PCP and Specialist Services	-	-	-
Tennessee Health Link	2,996,928	6,207,048	12,291,237
Other Mental Health Services - Write-Ins	-	-	-
Subtotal MH&SAS	15,537,558	32,075,221	58,381,436
CHOICES			
Nursing Facility Care	39,447,204	85,228,107	164,810,665
HCBS Services	8,497,812	20,415,923	35,865,791
Subtotal CHOICES	47,945,016	105,644,030	200,676,456
Value Based Payouts			-
Value Based Recoveries			-
Other Medical Incentive Pool and Withhold Adjustments			-
Subtotal Hospital, Medical, MH&SAS, CHOICES	148,875,074	323,716,347	580,390,840
LESS:			0.00
Net Reinsurance Recoveries Incurred			-
Copayments			-
Subrogation and Coordination of Benefits			-
Subtotal Reinsurance, Copay, Subrogation	-	-	-
Total Hospital, Medical, MH&SAS	148,875,074	323,716,347	580,390,840
Administration:			
Compensation	10,963,132	21,275,033	35,884,727
Direct and Allocated Admin expenses	-	-	-
Marketing	244,326	384,200	778,309
Interest Expense	-	-	-
Premium Tax Expense	11,138,149	22,087,888	40,435,996
Occupancy, Depreciation, and Amortization	709,092	1,465,881	2,845,732
Other Administration - Write-Ins	5,115,309	10,191,507	19,809,001
Total Administration Expenses	28,170,008	55,404,509	99,753,765
Total Expenses	177,045,082	379,120,855	680,144,605
Extraordinary Item	-	-	-
Provision for Income Tax	5,507,648	3,038,158	9,787,013
Net Income (Loss)	15,107,358	11,028,890	37,146,795
Write-Ins for Other Revenues			
HIF Reimbursement	-	-	-
ASO for ECF	616,274	1,248,621	2,295,243
Total Other Revenues	616,274	1,248,621	2,295,243
Write-Ins for Other Medical and Hospital			
	-	-	-
	-	-	-
Total Other Medical and Hospital	-	-	-
Write-Ins for Other MH & SS			
	-	-	-
	-	-	-
Total Other MH & SS	-	-	-
Write-Ins for Other Administration			
ACA Health Insurer Fee	-	-	-
Outsourced Services	1,952,889	3,634,293	7,173,997
Postage, Express, and Telephone	152,783	327,970	817,738
Administrative Service Fee	-	-	4,917,098
Legal Fees	108,936	201,590	356,374
Travel	99,797	155,702	195,098
Auditing, Actuarial, and Other consulting	867,490	1,854,846	3,837,262
Other Administration < \$175,000 YTD	1,933,415	4,017,105	2,511,433
Total Other Administration	5,115,309	10,191,507	19,809,001

AMERIGROUP Tennessee, Inc. - West Region
Medicaid-Report 2A
For the Period Ending 6/30/2023

Member Months	Current Period	Year-To-Date Total	Previous Year Total
	441,816	878,894	1,688,579
Revenues:			
TennCare Capitation	153,184,468	299,869,497	569,413,949
Investment	1,827,949	3,361,954	4,495,604
Other Revenues	377,717	714,436	1,458,257
Total Revenues	155,390,134	303,945,887	575,367,810
Estimated Expenses:			
Hospital and Medical (w/o Mental Health)			
Capitated Physician Services			-
Fee-for Service Physician Services	26,346,924	51,372,551	114,121,587
Inpatient Hospital Services	13,648,890	31,534,415	67,187,596
Outpatient Hospital Services	4,426,364	8,491,308	19,329,244
Emergency Room Services	5,409,405	11,595,822	21,413,595
Dental Services	-	-	-
Vision Services	368,544	715,138	1,518,790
Pharmacy Services	-	-	-
Home Health Services	1,164,893	2,590,209	6,172,245
Chiropractic Services	-	-	-
Radiology Services	2,663,617	5,086,655	11,300,193
Laboratory Services	2,079,292	4,299,086	6,127,495
Durable Medical Equipment Services	1,055,970	1,915,961	3,727,466
Transportation Services	4,405,501	8,451,143	17,266,853
Outside Referrals			-
Occupancy, Depreciation and Amortization			-
Other Medical and Hospital Services - Write-Ins	-	-	-
Subtotal Medical and Hospital	61,569,400	126,052,287	268,165,064
Mental Health and Substance Abuse Services			
Inpatient Psychiatric Facility Services	3,747,966	8,028,967	18,001,913
Inpatient Substance Abuse Treatment and Detox	936,992	2,007,242	4,500,478
Outpatient Mental Health Services	3,611,307	7,032,752	13,521,791
Outpatient Substance Abuse Treatment and Detox	41,579	72,539	129,039
Housing/Residential Treatment	24,269	47,499	612,706
Specialized Crisis Services	456,819	887,233	1,724,878
Psychiatric Rehab and Support Services	948,296	1,904,527	3,871,170
Case Management	191,944	389,779	824,411
Forensics			-
Other Judicial			-
Pharmacy			-
Lab Services			-
Transportation			-
Occupancy, Depreciation and Amortization			-
Other Mental Health and Substance Abuse Services			-
PCP and Specialist Services			-
Tennessee Health Link	1,160,173	2,266,459	4,985,272
Other Mental Health Services - Write-Ins	-	-	-
Subtotal MH&SAS	11,119,345	22,636,997	48,171,657
CHOICES			
Nursing Facility Care	27,743,300	55,174,539	115,865,966
HCBS Services	6,686,456	13,589,060	26,919,328
Subtotal CHOICES	34,429,757	68,763,599	142,785,295
Value Based Payouts			-
Value Based Recoveries			-
Other Medical Incentive Pool and Withhold Adjustments			-
Subtotal Hospital, Medical, MH&SAS, CHOICES	107,118,501	217,452,883	459,122,017
LESS:			
Net Reinsurance Recoveries Incurred			-
Copayments			-
Subrogation and Coordination of Benefits			-
Subtotal Reinsurance, Copay, Subrogation	-	-	-
Total Hospital, Medical, MH&SAS	107,118,501	217,452,883	459,122,017
Administration:			
Compensation	9,324,492	18,124,679	30,935,792
Direct and Allocated Admin expenses	-	-	-
Marketing	207,940	327,309	670,971
Interest Expense	-	-	-
Premium Tax Expense	9,472,650	18,817,169	34,859,386
Occupancy, Depreciation, and Amortization	602,972	1,248,817	2,453,272
Other Administration - Write-Ins	4,350,341	8,682,374	17,077,101
Total Administration Expenses	23,958,395	47,200,347	85,996,522
Total Expenses	131,076,896	264,653,230	545,118,539
Extraordinary Item			-
Provision for Income Tax	5,195,389	10,192,974	7,139,558
Net Income (Loss)	19,117,849	29,099,683	23,109,713
Write-Ins for Other Revenues			
HIF Reimbursement	-	-	-
ASO for ECF	377,717	714,436	1,458,257
Total Other Revenues	377,717	714,436	1,458,257
Write-Ins for Other Medical and Hospital			
	-	-	-
	-	-	-
Total Other Medical and Hospital	-	-	-
Write-Ins for Other MH & SS			
	-	-	-
	-	-	-
Total Other MH & SS	-	-	-
Write-Ins for Other Administration			
ACA Health Insurer Fee	-	-	-
Outsourced Services	1,661,224	3,096,136	6,184,616
Postage, Express, and Telephone	129,900	279,405	704,962
Administrative Service Fee	-	-	4,238,971
Legal Fees	92,668	171,739	307,226
Travel	84,936	132,646	168,192
Auditing, Actuarial, and Other consulting	737,574	1,580,185	3,308,057
Other Administration < \$175,000 YTD	1,644,039	3,422,262	2,165,076
Total Other Administration	4,350,341	8,682,374	17,077,101

**AMERIGROUP Tennessee, Inc. - Total
Cover Kids-Report 2A
For the Period Ending 06/30/2023**

	Current Period	Year-To-Date Total	Previous Year Total
Member Months	38,223	79,612	161,465
Revenues:			
TennCare Capitation	4,360,112	15,333,420	30,886,627
Investment	57,794	171,500	242,812
Other Revenues	-	-	-
Total Revenues	4,417,906	15,504,920	31,129,439
Estimated Expenses:			
Hospital and Medical (w/o Mental Health)			
Capitated Physician Services	-	-	-
Fee-for Service Physician Services	2,480,017	4,995,809	9,718,055
Inpatient Hospital Services	2,105,276	4,393,595	8,794,758
Outpatient Hospital Services	321,500	652,825	1,352,926
Emergency Room Services	343,689	711,992	1,268,379
Dental Services	-	-	-
Vision Services	25,948	50,533	95,218
Pharmacy Services	-	-	-
Home Health Services	-	-	6,702
Chiropractic Services	-	-	-
Radiology Services	410,657	778,447	1,548,837
Laboratory Services	422,741	759,342	1,273,802
Durable Medical Equipment Services	73,628	135,290	287,600
Transportation Services	42,786	84,121	131,986
Outside Referrals	-	-	-
Occupancy, Depreciation and Amortization	-	-	-
Other Medical and Hospital Services - Write-Ins	-	-	-
Subtotal Medical and Hospital	6,226,242	12,561,955	24,478,262
Mental Health and Substance Abuse Services			
Inpatient Psychiatric Facility Services	58,168	112,324	403,125
Inpatient Substance Abuse Treatment and Detox	14,542	28,081	100,781
Outpatient Mental Health Services	214,739	429,607	766,903
Outpatient Substance Abuse Treatment and Detox	935	1,283	5,117
Housing/Residential Treatment	-	-	-
Specialized Crisis Services	18,045	34,856	236,158
Psychiatric Rehab and Support Services	17,045	31,069	83,143
Case Management	5,003	11,839	24,158
Forensics	-	-	-
Other Judicial	-	-	-
Pharmacy	-	-	-
Lab Services	-	-	-
Transportation	-	-	-
Occupancy, Depreciation and Amortization	-	-	-
Other Mental Health and Substance Abuse Services	-	-	-
PCP and Specialist Services	-	-	-
Tennessee Health Link	-	-	-
Other Mental Health Services - Write-Ins	-	-	-
Subtotal MH&SAS	328,477	649,059	1,619,385
CHOICES			
Nursing Facility Care	-	-	360
HCBS Services	-	-	-
Subtotal CHOICES	-	-	29,959
Value Based Payouts	-	-	-
Value Based Recoveries	-	-	-
Other Medical Incentive Pool and Withhold Adjustments	-	-	-
Subtotal Hospital, Medical, MH&SAS, CHOICES	6,554,719	13,211,015	26,127,607
LESS:			
Net Reinsurance Recoveries Incurred	-	-	-
Copayments	-	-	-
Subrogation and Coordination of Benefits	-	-	-
Subtotal Reinsurance, Copay, Subrogation	-	-	-
Total Hospital, Medical, MH&SAS	6,554,719	13,211,015	26,127,607
Administration:			
Compensation	563,614	1,163,246	2,127,987
Direct and Allocated Admin expenses	-	-	-
Marketing	15,756	24,694	53,279
Interest Expense	-	-	-
Premium Tax Expense	216,066	742,302	1,724,019
Occupancy, Depreciation, and Amortization	41,501	86,132	180,098
Other Administration - Write-Ins	342,183	661,253	1,340,512
Total Administration Expenses	1,179,120	2,677,627	5,425,895
Total Expenses	7,733,839	15,888,642	31,553,502
Extraordinary Item	-	-	-
Provision for Income Tax	(1,026,957)	(96,428)	(94,821)
Net Income (Loss)	(2,288,976)	(287,294)	(329,242)
Write-Ins for Other Revenues			
HIF Reimbursement	-	-	-
ASO for ECF	-	-	-
Total Other Revenues	-	-	-
Write-Ins for Other Medical and Hospital			
	-	-	-
Total Other Medical and Hospital	-	-	-
Write-Ins for Other MH & SS			
	-	-	-
Total Other MH & SS	-	-	-
Write-Ins for Other Administration			
ACA Health Insurer Fee	-	-	-
Outsourced Services	114,796	215,738	463,651
Postage, Express, and Telephone	10,238	21,255	53,798
Administrative Service Fee	-	-	-
Legal Fees	8,817	15,116	26,775
Travel	5,605	9,114	13,680
Auditing, Actuarial, and Other consulting	52,644	112,492	248,258
Other Administration < \$175,000 YTD	150,082	287,538	534,349
Total Other Administration	342,182	661,253	1,340,512

**AMERIGROUP Tennessee, Inc. - Middle Region
Cover Kids-Report 2A
For the Period Ending 6/30/2023**

Member Months	Current Period	Year-To-Date Total	Previous Year Total
	19,231	39,954	78,233
Revenues:			
TennCare Capitation	2,322,011	9,530,695	15,541,315
Investment	31,901	106,598	122,134
Other Revenues	-	-	-
Total Revenues	2,353,912	9,637,293	15,663,449
Estimated Expenses:			
Hospital and Medical (w/o Mental Health)			
Capitated Physician Services	-	-	-
Fee-for Service Physician Services	1,768,935	3,043,403	5,332,724
Inpatient Hospital Services	1,501,641	2,660,874	4,827,761
Outpatient Hospital Services	229,318	397,163	741,983
Emergency Room Services	245,145	431,723	697,785
Dental Services	-	-	-
Vision Services	18,508	30,963	52,024
Pharmacy Services	-	-	-
Home Health Services	-	-	3,777
Chiropractic Services	-	-	-
Radiology Services	292,912	479,229	849,758
Laboratory Services	301,531	472,049	700,221
Durable Medical Equipment Services	52,517	83,754	157,700
Transportation Services	30,518	51,458	72,439
Outside Referrals	-	-	-
Occupancy, Depreciation and Amortization	-	-	-
Other Medical and Hospital Services - Write-Ins	-	-	-
Subtotal Medical and Hospital	4,441,025	7,650,616	13,436,173
Mental Health and Substance Abuse Services			
Inpatient Psychiatric Facility Services	41,490	68,924	219,500
Inpatient Substance Abuse Treatment and Detox	10,372	17,231	54,875
Outpatient Mental Health Services	153,168	262,017	421,480
Outpatient Substance Abuse Treatment and Detox	667	843	2,802
Housing/Residential Treatment	-	-	-
Specialized Crisis Services	12,871	21,388	129,111
Psychiatric Rehab and Support Services	12,158	19,262	45,723
Case Management	3,568	7,032	13,273
Forensics	-	-	-
Other Judicial	-	-	-
Pharmacy	-	-	-
Lab Services	-	-	-
Transportation	-	-	-
Occupancy, Depreciation and Amortization	-	-	-
Other Mental Health and Substance Abuse Services	-	-	-
PCP and Specialist Services	-	-	-
Tennessee Health Link	-	-	-
Other Mental Health Services - Write-Ins	-	-	-
Subtotal MH&SAS	234,294	396,697	886,764
CHOICES			
Nursing Facility Care	-	-	384
HCBS Services	-	-	16,166
Subtotal CHOICES	-	-	16,550
Value Based Payouts	-	-	-
Value Based Recoveries	-	-	-
Other Medical Incentive Pool and Withhold Adjustments	-	-	-
Subtotal Hospital, Medical, MH&SAS, CHOICES	4,675,320	8,047,314	14,339,487
LESS:			
Net Reinsurance Recoveries Incurred	-	-	-
Copayments	-	-	-
Subrogation and Coordination of Benefits	-	-	-
Subtotal Reinsurance, Copay, Subrogation	-	-	-
Total Hospital, Medical, MH&SAS	4,675,320	8,047,314	14,339,487
Administration:			
Compensation	283,556	583,783	1,031,056
Direct and Allocated Admin expenses	-	-	-
Marketing	7,918	12,393	25,815
Interest Expense	-	-	-
Premium Tax Expense	109,051	372,529	835,324
Occupancy, Depreciation, and Amortization	20,880	43,226	87,261
Other Administration - Write-Ins	172,101	331,854	649,507
Total Administration Expenses	593,505	1,343,786	2,628,964
Total Expenses	5,268,824	9,391,099	16,968,451
Extraordinary Item	-	-	-
Provision for Income Tax	(950,447)	45,589	(322,734)
Net Income (Loss)	(1,964,465)	200,605	(982,268)
Write-Ins for Other Revenues			
HIF Reimbursement	-	-	-
ASO for ECF	-	-	-
Total Other Revenues	-	-	-
Write-Ins for Other Medical and Hospital			
Total Other Medical and Hospital	-	-	-
Write-Ins for Other MH & SS			
Total Other MH & SS	-	-	-
Write-Ins for Other Administration			
ACA Health Insurer Fee	-	-	-
Outsourced Services	57,729	108,269	224,649
Postage, Express, and Telephone	5,151	10,667	26,067
Administrative Service Fee	-	-	-
Legal Fees	4,432	7,586	12,973
Travel	2,817	4,574	6,628
Auditing, Actuarial, and Other consulting	26,490	56,455	120,287
Other Administration < \$175,000 YTD	75,481	144,303	258,904
Total Other Administration	172,101	331,854	649,507

**AMERIGROUP Tennessee, Inc. - East Region
Cover Kids-Report 2A
For the Period Ending 6/30/2023**

Member Months	Current Period <u>11,969</u>	Year-To-Date Total <u>24,993</u>	Previous Year Total <u>50,208</u>
Revenues:			0.00
TennCare Capitation	1,166,877	3,414,331	9,121,502
Investment	14,900	38,188	71,696
Other Revenues	-	-	-
Total Revenues	<u>1,181,777</u>	<u>3,452,519</u>	<u>9,193,198</u>
Estimated Expenses:			
Hospital and Medical (w/o Mental Health)			
Capitated Physician Services			-
Fee-for Service Physician Services	430,846	1,316,545	2,772,684
Inpatient Hospital Services	365,743	1,171,359	2,507,600
Outpatient Hospital Services	55,853	172,498	386,935
Emergency Room Services	59,708	189,371	360,198
Dental Services	-	-	-
Vision Services	4,508	13,163	27,258
Pharmacy Services	-	-	-
Home Health Services	-	-	1,838
Chiropractic Services	-	-	-
Radiology Services	71,342	200,825	441,687
Laboratory Services	73,442	191,944	362,853
Durable Medical Equipment Services	12,791	34,500	81,884
Transportation Services	7,433	21,985	37,682
Outside Referrals			-
Occupancy, Depreciation and Amortization			-
Other Medical and Hospital Services - Write-Ins			-
Subtotal Medical and Hospital	<u>1,081,667</u>	<u>3,312,191</u>	<u>6,980,619</u>
Mental Health and Substance Abuse Services			
Inpatient Psychiatric Facility Services	10,105	29,171	117,933
Inpatient Substance Abuse Treatment and Detox	2,526	7,293	29,483
Outpatient Mental Health Services	37,306	112,952	218,312
Outpatient Substance Abuse Treatment and Detox	162	285	1,455
Housing/Residential Treatment	-	-	-
Specialized Crisis Services	3,135	9,053	67,995
Psychiatric Rehab and Support Services	2,961	7,898	23,813
Case Management	869	3,276	6,868
Forensics			-
Other Judicial			-
Pharmacy			-
Lab Services			-
Transportation			-
Occupancy, Depreciation and Amortization			-
Other Mental Health and Substance Abuse Services			-
PCP and Specialist Services			-
Tennessee Health Link			-
Other Mental Health Services - Write-Ins			-
Subtotal MH&SAS	<u>57,065</u>	<u>169,928</u>	<u>465,858</u>
CHOICES			
Nursing Facility Care			196
HCBS Services			8,291
Subtotal CHOICES	<u>-</u>	<u>-</u>	<u>8,487</u>
Value Based Payouts			-
Value Based Recoveries			-
Other Medical Incentive Pool and Withhold Adjustments			-
Subtotal Hospital, Medical, MH&SAS, CHOICES	<u>1,138,732</u>	<u>3,482,119</u>	<u>7,454,964</u>
LESS:			
Net Reinsurance Recoveries Incurred			-
Copayments			-
Subrogation and Coordination of Benefits			-
Subtotal Reinsurance, Copay, Subrogation	<u>-</u>	<u>-</u>	<u>-</u>
Total Hospital, Medical, MH&SAS	<u>1,138,732</u>	<u>3,482,119</u>	<u>7,454,964</u>
Administration:			
Compensation	176,494	365,179	661,701
Direct and Allocated Admin expenses	-	-	-
Marketing	4,940	7,752	16,567
Interest Expense	-	-	-
Premium Tax Expense	67,442	233,031	536,086
Occupancy, Depreciation, and Amortization	12,996	27,039	56,002
Other Administration - Write-Ins	107,187	207,588	416,834
Total Administration Expenses	<u>369,058</u>	<u>840,590</u>	<u>1,687,190</u>
Total Expenses	<u>1,507,790</u>	<u>4,322,709</u>	<u>9,142,154</u>
Extraordinary Item	-	-	-
Provision for Income Tax	(39,298)	(206,593)	19,746
Net Income (Loss)	<u>(286,715)</u>	<u>(663,597)</u>	<u>31,298</u>
Write-Ins for Other Revenues			-
HIF Reimbursement	-	-	-
ASO for ECF	-	-	-
Total Other Revenues	<u>-</u>	<u>-</u>	<u>-</u>
Write-Ins for Other Medical and Hospital			-
	-	-	-
Total Other Medical and Hospital	<u>-</u>	<u>-</u>	<u>-</u>
Write-Ins for Other MH & SS			-
	-	-	-
Total Other MH & SS	<u>-</u>	<u>-</u>	<u>-</u>
Write-Ins for Other Administration			-
ACA Health Insurer Fee	-	-	-
Outsourced Services	35,964	67,727	144,173
Postage, Express, and Telephone	3,206	6,672	16,729
Administrative Service Fee	-	-	-
Legal Fees	2,763	4,746	8,326
Travel	1,757	2,861	4,254
Auditing, Actuarial, and Other consulting	16,483	35,315	77,196
Other Administration < \$175,000 YTD	47,014	90,267	166,157
Total Other Administration	<u>107,187</u>	<u>207,588</u>	<u>416,834</u>

**AMERIGROUP Tennessee, Inc. - West Region
Cover Kids-Report 2A
For the Period Ending 6/30/2023**

	<u>Current Period</u>	<u>Year-To-Date Total</u>	<u>Previous Year Total</u>
Member Months	7,023	14,665	33,024
Revenues:			0.00
TennCare Capitation	871,224	2,388,394	6,223,810
Investment	10,993	26,714	48,982
Other Revenues	-	-	-
Total Revenues	882,217	2,415,108	6,272,792
Estimated Expenses:			
Hospital and Medical (w/o Mental Health)			
Capitated Physician Services			-
Fee-for Service Physician Services	280,236	635,861	1,612,648
Inpatient Hospital Services	237,891	561,361	1,459,396
Outpatient Hospital Services	36,329	83,164	224,007
Emergency Room Services	38,836	90,898	210,396
Dental Services	-	-	-
Vision Services	2,932	6,407	15,936
Pharmacy Services	-	-	-
Home Health Services	-	-	1,086
Chiropractic Services	-	-	-
Radiology Services	46,403	98,393	257,392
Laboratory Services	47,769	95,350	210,729
Durable Medical Equipment Services	8,320	17,036	48,016
Transportation Services	4,835	10,678	21,864
Outside Referrals			-
Occupancy, Depreciation and Amortization			-
Other Medical and Hospital Services - Write-Ins			-
Subtotal Medical and Hospital	703,550	1,599,148	4,061,470
Mental Health and Substance Abuse Services			
Inpatient Psychiatric Facility Services	6,573	14,228	65,692
Inpatient Substance Abuse Treatment and Detox	1,643	3,557	16,423
Outpatient Mental Health Services	24,265	54,638	127,111
Outpatient Substance Abuse Treatment and Detox	106	155	860
Housing/Residential Treatment	-	-	-
Specialized Crisis Services	2,039	4,415	39,053
Psychiatric Rehab and Support Services	1,926	3,908	13,607
Case Management	565	1,532	4,017
Forensics			-
Other Judicial			-
Pharmacy			-
Lab Services			-
Transportation			-
Occupancy, Depreciation and Amortization			-
Other Mental Health and Substance Abuse Services			-
PCP and Specialist Services			-
Tennessee Health Link			-
Other Mental Health Services - Write-Ins			-
Subtotal MH&SAS	37,117	82,434	266,763
CHOICES			-
Nursing Facility Care			102
HCBS Services			4,821
Subtotal CHOICES	-	-	4,922
Value Based Payouts			-
Value Based Recoveries			-
Other Medical Incentive Pool and Withhold Adjustments			-
Subtotal Hospital, Medical, MH&SAS, CHOICES	740,667	1,681,582	4,333,156
LESS:			
Net Reinsurance Recoveries Incurred			-
Copayments			-
Subrogation and Coordination of Benefits			-
Subtotal Reinsurance, Copay, Subrogation	-	-	-
Total Hospital, Medical, MH&SAS	740,667	1,681,582	4,333,156
Administration:			
Compensation	103,564	214,284	435,230
Direct and Allocated Admin expenses	-	-	-
Marketing	2,898	4,549	10,897
Interest Expense	-	-	-
Premium Tax Expense	39,573	136,741	352,608
Occupancy, Depreciation, and Amortization	7,626	15,866	36,835
Other Administration - Write-Ins	62,896	121,811	274,171
Total Administration Expenses	216,557	493,251	1,109,741
Total Expenses	957,224	2,174,833	5,442,897
Extraordinary Item	-	-	-
Provision for Income Tax	(37,212)	64,576	208,167
Net Income (Loss)	(37,795)	175,699	621,728
Write-Ins for Other Revenues			
HIF Reimbursement	-	-	-
ASO for ECF	-	-	-
Total Other Revenues	-	-	-
Write-Ins for Other Medical and Hospital			
	-	-	-
Total Other Medical and Hospital	-	-	-
Write-Ins for Other MH & SS			
	-	-	-
Total Other MH & SS	-	-	-
Write-Ins for Other Administration			
ACA Health Insurer Fee	-	-	-
Outsourced Services	21,103	39,741	94,829
Postage, Express, and Telephone	1,881	3,915	11,003
Administrative Service Fee	-	-	-
Legal Fees	1,622	2,785	5,476
Travel	1,031	1,679	2,798
Auditing, Actuarial, and Other consulting	9,672	20,722	50,775
Other Administration < \$175,000 YTD	27,587	52,968	109,289
Total Other Administration	62,896	121,811	274,171

EXHIBIT 2 - ACCIDENT AND HEALTH PREMIUMS DUE AND UNPAID

1 Name of Debtor	2 1 - 30 Days	3 31 - 60 Days	4 61 - 90 Days	5 Over 90 Days	6 Nonadmitted	7 Admitted
0199999 Total individuals.....						
Group Subscribers:						
0299997. Group subscriber subtotal	0	0	0	0	0	0
0299998. Premiums due and unpaid not individually listed						
0299999. Total group	0	0	0	0	0	0
0399999. Premiums due and unpaid from Medicare entities	235,880		28,472	769,916		1,034,268
0499999. Premiums due and unpaid from Medicaid entities	6,674,163					6,674,163
.....						
.....						
.....						
.....						
.....						
.....						
.....						
.....						
.....						
.....						
.....						
.....						
.....						
.....						
0599999 Accident and health premiums due and unpaid (Page 2, Line 15)	6,910,043	0	28,472	769,916	0	7,708,431

EXHIBIT 5 - AMOUNTS DUE FROM PARENT, SUBSIDIARIES AND AFFILIATES

1 Name of Affiliate	2 1 - 30 Days	3 31 - 60 Days	4 61 -90 Days	5 Over 90 Days	6 Nonadmitted	Admitted	
						7 Current	8 Non-Current
						0	
0199999 Total - Individually listed receivables						0	
0299999 Receivables not individually listed						0	
0399999 Total gross amounts receivable						0	

NONE

AMERIGROUP Tennessee, Inc.
MLR Reconciliation to NAIC Filing
June 30, 2023

TOTAL REVENUES

	Total Medicaid Regions	CoverKids	AMERIVANTAGE	Total P4L8 NAIC Filing
2023	1,118,495,687	15,333,420	339,988,340	1,473,817,447
2022	2,124,378,875	30,886,627	438,597,109	2,593,862,611
2021	1,914,135,593	32,182,924	323,415,121	2,269,733,638
2020	1,905,308,277		2,040,654	1,907,348,932
2019	1,804,479,428		713,216	1,805,192,644
Total	8,866,797,859	78,402,971	1,104,754,441	10,049,955,271

Revenue per MLR Report	8,960,648,929	90,732,622		
Difference	(93,851,069)	(12,329,651)	1,104,754,441	998,573,720
Medicare excluded from MLR reports			1,104,754,441	1,104,754,441
Chg in ERR - Dir		3,119,161		3,119,161
Date of service/timing difference	(93,851,069)	(15,448,812)		(109,299,881)
Difference	(0)	(0)	-	(0)

HOSPITAL AND MEDICAL

	Total Medicaid Regions	CoverKids	AMERIVANTAGE	Total P4L18 NAIC Filing
2023	881,817,998	13,211,015	278,450,507	1,173,479,520
2022	1,706,786,585	26,127,608	382,380,273	2,115,294,465
2021	1,472,711,065	23,354,786	278,630,126	1,774,695,978
2020	1,533,382,907		195,976	1,533,578,882
2019	1,517,287,479		(102,177)	1,517,185,302
Total	7,111,986,033	62,693,409	939,554,705	8,114,234,147

Total Payments and Remaining IBNR per MLR Report	8,299,069,801	62,376,515		
Difference	(1,187,083,768)	316,893	939,554,705	(247,212,170)
Medicare excluded from MLR reports			939,554,705	939,554,705
Directive payments	(1,237,452,286)			(1,237,452,286)
Date of service/timing difference	50,368,518			50,368,518
LAE Change-A&H		(91,458)		(91,458)
Prescription Drug Rebates Received and Accrued		(37,655)		(37,655)
MBU/Product Restatement		446,006		446,006
Difference	0	0	0	0

UNPAID CLAIMS

2023	Total Medicaid Regions	CoverKids	AMERIVANTAGE	Total P3L1+L2+L3 NAIC Filing
Claims unpaid (less \$ ___ reinsurance ceded) (P3 L1)	268,286,066	3,914,691	51,645,418	323,846,176
Accrued medical incentive pool & Bonus amounts (P3 L2)	1,726,542	2,514	1,380,409	3,109,464
Unpaid claims adjustment expenses (P3 L3)	6,160,430	91,458	1,298,719	7,550,607
Total	276,173,038	4,008,663	54,324,546	334,506,247

IBNR per MLR Report	311,849,244	4,712,818		
Difference	(35,676,206)	(704,155)	54,324,546	17,944,185
Directive payment liability	(8,171,996)			(8,171,996)
Medicare excluded from MLR reports			54,324,546	54,324,546
AtC Suspense /Medical Claims Payable (Claims)	(31,911,075)	(504,309)		(32,415,384)
Additional IBNR	4,406,866	(199,846)		4,207,020
Difference	0	0	0	0

