

**QUARTERLY STATEMENT**

**OF THE**

**Amerigroup Tennessee, Inc.**

**TO THE**

**Insurance Department**

**OF THE**

**STATE OF**

Tennessee

FOR THE QUARTER ENDED  
MARCH 31, 2023

HEALTH

**2023**



# HEALTH QUARTERLY STATEMENT

AS OF MARCH 31, 2023  
OF THE CONDITION AND AFFAIRS OF THE

## AMERIGROUP Tennessee, Inc.

NAIC Group Code 0671 0671 NAIC Company Code 12941 Employer's ID Number 20-4776597  
(Current) (Prior)

Organized under the Laws of Tennessee, State of Domicile or Port of Entry TN

Country of Domicile United States of America

Licensed as business type: Health Maintenance Organization

Is HMO Federally Qualified? Yes [ ] No [ X ]

Incorporated/Organized 04/26/2006 Commenced Business 04/01/2007

Statutory Home Office 22 Century Boulevard, Suite 220, Nashville, TN, US 37214  
(Street and Number) (City or Town, State, Country and Zip Code)

Main Administrative Office 5800 Northampton Blvd  
(Street and Number)  
Norfolk, VA, US 23502, 800-331-1476  
(City or Town, State, Country and Zip Code) (Area Code) (Telephone Number)

Mail Address 5800 Northampton Blvd, Norfolk, VA, US 23502  
(Street and Number or P.O. Box) (City or Town, State, Country and Zip Code)

Primary Location of Books and Records 5800 Northampton Blvd  
(Street and Number)  
Norfolk, VA, US 23502, 800-331-1476  
(City or Town, State, Country and Zip Code) (Area Code) (Telephone Number)

Internet Website Address www.elevancehealth.com

Statutory Statement Contact Bette Lou Gronseth, 800-331-1476  
(Name) (Area Code) (Telephone Number)  
bette.gronseth@elevancehealth.com,  
(E-mail Address) (FAX Number)

### OFFICERS

President and Chief Executive Officer Natalie Machel Cooper # Secretary Kathleen Susan Kiefer  
Treasurer Vincent Edward Scher Vice President Jennifer Ann Dewane

### OTHER

Eric (Rick) Kenneth Noble, Assistant Treasurer William Gregory Cannella, Medical Director

### DIRECTORS OR TRUSTEES

Kristen Louise Metzger, Chairperson Jennifer Ann Dewane William Gregory Cannella  
Natalie Machel Cooper #

State of Indiana SS:  
County of Johnson

The officers of this reporting entity being duly sworn, each depose and say that they are the described officers of said reporting entity, and that on the reporting period stated above, all of the herein described assets were the absolute property of the said reporting entity, free and clear from any liens or claims thereon, except as herein stated, and that this statement, together with related exhibits, schedules and explanations therein contained, annexed or referred to, is a full and true statement of all the assets and liabilities and of the condition and affairs of the said reporting entity as of the reporting period stated above, and of its income and deductions therefrom for the period ended, and have been completed in accordance with the NAIC Annual Statement Instructions and Accounting Practices and Procedures manual except to the extent that: (1) state law may differ; or, (2) that state rules or regulations require differences in reporting not related to accounting practices and procedures, according to the best of their information, knowledge and belief, respectively. Furthermore, the scope of this attestation by the described officers also includes the related corresponding electronic filing with the NAIC, when required, that is an exact copy (except for formatting differences due to electronic filing) of the enclosed statement. The electronic filing may be requested by various regulators in lieu of or in addition to the enclosed statement.

DocuSigned by:

*Natalie M Cooper*

3CF1A7CF69FB499...

Cooper, Natalie Machelle  
President/CEO

DocuSigned by:

*Vincent E. Scher*

A85A33722D4T43E...

Vincent Edward Scher  
Treasurer

DocuSigned by:

*Kathleen Kiefer*

D85176EE05784B1...

Kathleen Susan Kiefer  
Secretary

Subscribed and sworn to before me this  
19th day of April 2023

*Rita F. Gentry*

Rita F. Gentry  
Executive Assistant  
1/17/2029

- a. Is this an original filing? ..... Yes [ X ] No [ ]  
b. If no,  
1. State the amendment number.....  
2. Date filed .....  
3. Number of pages attached.....

Rita F. Gentry  
Notary Public  
SEAL  
Johnson County, State of Indiana  
My Commission Expires January 17, 2029  
Commission No: NP0641321

STATEMENT AS OF MARCH 31, 2023 OF THE Amerigroup Tennessee, Inc.

**ASSETS**

	Current Statement Date			4 December 31 Prior Year Net Admitted Assets
	1 Assets	2 Nonadmitted Assets	3 Net Admitted Assets (Cols. 1 - 2)	
1. Bonds .....	839,991,689		839,991,689	865,068,719
2. Stocks:				
2.1 Preferred stocks .....			0	0
2.2 Common stocks .....			0	0
3. Mortgage loans on real estate:				
3.1 First liens .....			0	0
3.2 Other than first liens.....			0	0
4. Real estate:				
4.1 Properties occupied by the company (less \$ encumbrances) .....			0	0
4.2 Properties held for the production of income (less \$ ..... encumbrances) .....			0	0
4.3 Properties held for sale (less \$ encumbrances) .....			0	0
5. Cash (\$ .....(9,374,533) ), cash equivalents (\$ .....163,475,105 ) and short-term investments (\$ ..... 45,055,627 ) .....	199,156,199		199,156,199	111,281,555
6. Contract loans (including \$ ..... premium notes) .....			0	0
7. Derivatives .....			0	0
8. Other invested assets .....			0	0
9. Receivables for securities .....	1,218,867		1,218,867	0
10. Securities lending reinvested collateral assets .....	125,816,442		125,816,442	148,307,343
11. Aggregate write-ins for invested assets .....	0	0	0	0
12. Subtotals, cash and invested assets (Lines 1 to 11) .....	1,166,183,197	0	1,166,183,197	1,124,657,617
13. Title plants less \$ ..... charged off (for Title insurers only) .....			0	0
14. Investment income due and accrued .....	7,456,294		7,456,294	7,713,031
15. Premiums and considerations:				
15.1 Uncollected premiums and agents' balances in the course of collection .....	8,285,702		8,285,702	6,724,538
15.2 Deferred premiums, agents' balances and installments booked but deferred and not yet due (including \$ ..... earned but unbilled premiums) .....			0	0
15.3 Accrued retrospective premiums (\$ ..... ) and contracts subject to redetermination (\$ ..... 24,482,189 ) .....	24,482,189		24,482,189	12,377,149
16. Reinsurance:				
16.1 Amounts recoverable from reinsurers .....			0	0
16.2 Funds held by or deposited with reinsured companies .....			0	0
16.3 Other amounts receivable under reinsurance contracts .....			0	0
17. Amounts receivable relating to uninsured plans .....	58,518,378		58,518,378	48,114,126
18.1 Current federal and foreign income tax recoverable and interest thereon ....	3,270,860		3,270,860	13,761,426
18.2 Net deferred tax asset .....	14,371,564	693,664	13,677,900	9,720,569
19. Guaranty funds receivable or on deposit .....			0	0
20. Electronic data processing equipment and software .....			0	0
21. Furniture and equipment, including health care delivery assets (\$ ..... ) .....	2,509,426	2,509,426	0	0
22. Net adjustment in assets and liabilities due to foreign exchange rates .....			0	0
23. Receivables from parent, subsidiaries and affiliates .....			0	0
24. Health care (\$ ..... 8,739,303 ) and other amounts receivable .....	17,288,696	8,549,393	8,739,303	6,039,706
25. Aggregate write-ins for other than invested assets .....	5,330,469	5,329,443	1,026	1,026
26. Total assets excluding Separate Accounts, Segregated Accounts and Protected Cell Accounts (Lines 12 to 25) .....	1,307,696,775	17,081,926	1,290,614,849	1,229,109,188
27. From Separate Accounts, Segregated Accounts and Protected Cell Accounts .....	0		0	0
28. Total (Lines 26 and 27)	1,307,696,775	17,081,926	1,290,614,849	1,229,109,188
<b>DETAILS OF WRITE-INS</b>				
1101. ....				
1102. ....				
1103. ....				
1198. Summary of remaining write-ins for Line 11 from overflow page .....	0	0	0	0
1199. Totals (Lines 1101 through 1103 plus 1198)(Line 11 above)	0	0	0	0
2501. Prepaid expenses .....	5,329,443	5,329,443	0	0
2502. State Income Taxes .....	1,026	0	1,026	1,026
2503. ....				
2598. Summary of remaining write-ins for Line 25 from overflow page .....	0	0	0	0
2599. Totals (Lines 2501 through 2503 plus 2598)(Line 25 above)	5,330,469	5,329,443	1,026	1,026

STATEMENT AS OF MARCH 31, 2023 OF THE Amerigroup Tennessee, Inc.

**LIABILITIES, CAPITAL AND SURPLUS**

	Current Period			Prior Year
	1 Covered	2 Uncovered	3 Total	4 Total
1. Claims unpaid (less \$ ..... reinsurance ceded) .....	327,413,629		327,413,629	297,089,932
2. Accrued medical incentive pool and bonus amounts .....	3,091,589		3,091,589	3,674,407
3. Unpaid claims adjustment expenses .....	7,631,629		7,631,629	7,536,117
4. Aggregate health policy reserves, including the liability of \$ .....0 for medical loss ratio rebate per the Public Health Service Act .....	172,614,307		172,614,307	165,564,910
5. Aggregate life policy reserves .....			0	0
6. Property/casualty unearned premium reserve .....			0	0
7. Aggregate health claim reserves .....			0	0
8. Premiums received in advance .....	67,347,911		67,347,911	959
9. General expenses due or accrued .....	272,600		272,600	188,238
10.1 Current federal and foreign income tax payable and interest thereon (including \$ ..... on realized gains (losses)) .....			0	0
10.2 Net deferred tax liability .....			0	0
11. Ceded reinsurance premiums payable .....			0	0
12. Amounts withheld or retained for the account of others.....	166,909		166,909	147,576
13. Remittances and items not allocated .....	171,927		171,927	20,961
14. Borrowed money (including \$ ..... current) and interest thereon \$ ..... (including \$ ..... current) .....			0	0
15. Amounts due to parent, subsidiaries and affiliates .....	7,581,836		7,581,836	25,303,247
16. Derivatives .....			0	0
17. Payable for securities .....			0	1,238,752
18. Payable for securities lending .....	125,816,442		125,816,442	148,307,343
19. Funds held under reinsurance treaties (with \$ ..... authorized reinsurers, \$ ..... unauthorized reinsurers and \$ ..... certified reinsurers).....			0	0
20. Reinsurance in unauthorized and certified (\$ ..... ) companies .....			0	0
21. Net adjustments in assets and liabilities due to foreign exchange rates .....			0	0
22. Liability for amounts held under uninsured plans .....	90,508,967		90,508,967	126,514,524
23. Aggregate write-ins for other liabilities (including \$ .....141,665,217 current) .....	143,142,100	0	143,142,100	139,345,413
24. Total liabilities (Lines 1 to 23) .....	945,759,846	0	945,759,846	914,932,379
25. Aggregate write-ins for special surplus funds .....	XXX	XXX	0	0
26. Common capital stock .....	XXX	XXX	1,000	1,000
27. Preferred capital stock .....	XXX	XXX		
28. Gross paid in and contributed surplus .....	XXX	XXX	110,809,432	110,809,432
29. Surplus notes .....	XXX	XXX		
30. Aggregate write-ins for other than special surplus funds .....	XXX	XXX	0	0
31. Unassigned funds (surplus) .....	XXX	XXX	234,044,571	203,366,377
32. Less treasury stock, at cost:				
32.1 ..... shares common (value included in Line 26 \$ ..... ) .....	XXX	XXX		
32.2 ..... shares preferred (value included in Line 27 \$ ..... ) .....	XXX	XXX		
33. Total capital and surplus (Lines 25 to 31 minus Line 32) .....	XXX	XXX	344,855,003	314,176,809
34. Total liabilities, capital and surplus (Lines 24 and 33)	XXX	XXX	1,290,614,849	1,229,109,188
<b>DETAILS OF WRITE-INS</b>				
2301. Other Premium Liability .....	96,386,967		96,386,967	91,796,647
2302. Accrued Premium Tax .....	42,649,977		42,649,977	43,325,646
2303. Escheat Liability .....	2,080,826		2,080,826	2,011,641
2398. Summary of remaining write-ins for Line 23 from overflow page .....	2,024,330	0	2,024,330	2,211,479
2399. Totals (Lines 2301 through 2303 plus 2398)(Line 23 above)	143,142,100	0	143,142,100	139,345,413
2501. ....	XXX	XXX		
2502. ....	XXX	XXX		
2503. ....	XXX	XXX		
2598. Summary of remaining write-ins for Line 25 from overflow page .....	XXX	XXX	0	0
2599. Totals (Lines 2501 through 2503 plus 2598)(Line 25 above)	XXX	XXX	0	0
3001. ....	XXX	XXX		
3002. ....	XXX	XXX		
3003. ....	XXX	XXX		
3098. Summary of remaining write-ins for Line 30 from overflow page .....	XXX	XXX	0	0
3099. Totals (Lines 3001 through 3003 plus 3098)(Line 30 above)	XXX	XXX	0	0

STATEMENT AS OF MARCH 31, 2023 OF THE Amerigroup Tennessee, Inc.

**STATEMENT OF REVENUE AND EXPENSES**

	Current Year To Date		Prior Year To Date	Prior Year Ended December 31
	1 Uncovered	2 Total	3 Total	4 Total
1. Member Months .....	XXX	1,717,459	1,594,225	6,516,864
2. Net premium income ( including \$ ..... non-health premium income).....	XXX	720,673,056	592,917,999	2,473,498,220
3. Change in unearned premium reserves and reserve for rate credits.....	XXX	2,601,932	63,768,896	120,364,391
4. Fee-for-service (net of \$ ..... medical expenses) .....	XXX			0
5. Risk revenue .....	XXX			0
6. Aggregate write-ins for other health care related revenues .....	XXX	0	0	0
7. Aggregate write-ins for other non-health revenues .....	XXX	0	0	0
8. Total revenues (Lines 2 to 7) .....	XXX	723,274,988	656,686,895	2,593,862,611
<b>Hospital and Medical:</b>				
9. Hospital/medical benefits .....		448,416,007	417,714,761	1,607,563,122
10. Other professional services .....		71,559,243	62,614,367	253,449,558
11. Outside referrals .....				0
12. Emergency room and out-of-area .....		62,296,183	55,037,508	232,325,950
13. Prescription drugs .....		9,247,763	6,769,578	16,675,697
14. Aggregate write-ins for other hospital and medical .....	0	0	0	0
15. Incentive pool, withhold adjustments and bonus amounts .....		2,296,250	617,188	5,280,138
16. Subtotal (Lines 9 to 15) .....	0	593,815,446	542,753,402	2,115,294,465
<b>Less:</b>				
17. Net reinsurance recoveries .....				0
18. Total hospital and medical (Lines 16 minus 17) .....	0	593,815,446	542,753,402	2,115,294,465
19. Non-health claims (net) .....				
20. Claims adjustment expenses, including \$ ..... 29,824,464 cost containment expenses .....		37,992,402	34,309,327	140,648,977
21. General administrative expenses .....		61,419,826	54,090,855	219,832,293
22. Increase in reserves for life and accident and health contracts (including \$ ..... increase in reserves for life only) .....		0		0
23. Total underwriting deductions (Lines 18 through 22).....	0	693,227,674	631,153,584	2,475,775,735
24. Net underwriting gain or (loss) (Lines 8 minus 23) .....	XXX	30,047,314	25,533,311	118,086,876
25. Net investment income earned .....		10,939,172	5,344,581	28,148,729
26. Net realized capital gains (losses) less capital gains tax of \$ ..... (1,428,735) .....		(3,409,368)	(1,120,465)	(7,724,319)
27. Net investment gains (losses) (Lines 25 plus 26) .....	0	7,529,804	4,224,116	20,424,410
28. Net gain or (loss) from agents' or premium balances charged off [(amount recovered \$ ..... ) (amount charged off \$ ..... (9,329) )].....		(9,329)	(7,338)	(84,992)
29. Aggregate write-ins for other income or expenses .....	0	(8,596)	(1,978)	(17,526)
30. Net income or (loss) after capital gains tax and before all other federal income taxes (Lines 24 plus 27 plus 28 plus 29) .....	XXX	37,559,193	29,748,111	138,408,768
31. Federal and foreign income taxes incurred .....	XXX	11,919,301	5,905,924	30,948,552
32. Net income (loss) (Lines 30 minus 31) .....	XXX	25,639,892	23,842,187	107,460,216
<b>DETAILS OF WRITE-INS</b>				
0601. ....	XXX			
0602. ....	XXX			
0603. ....	XXX			
0698. Summary of remaining write-ins for Line 6 from overflow page .....	XXX	0	0	0
0699. Totals (Lines 0601 through 0603 plus 0698)(Line 6 above) .....	XXX	0	0	0
0701. ....	XXX			
0702. ....	XXX			
0703. ....	XXX			
0798. Summary of remaining write-ins for Line 7 from overflow page .....	XXX	0	0	0
0799. Totals (Lines 0701 through 0703 plus 0798)(Line 7 above) .....	XXX	0	0	0
1401. ....				
1402. ....				
1403. ....				
1498. Summary of remaining write-ins for Line 14 from overflow page .....	0	0	0	0
1499. Totals (Lines 1401 through 1403 plus 1498)(Line 14 above) .....	0	0	0	0
2901. Miscellaneous (expense) income .....		(8,596)	(1,978)	(17,526)
2902. ....				
2903. ....				
2998. Summary of remaining write-ins for Line 29 from overflow page .....	0	0	0	0
2999. Totals (Lines 2901 through 2903 plus 2998)(Line 29 above) .....	0	(8,596)	(1,978)	(17,526)

**STATEMENT OF REVENUE AND EXPENSES (Continued)**

	1 Current Year to Date	2 Prior Year to Date	3 Prior Year Ended December 31
<b>CAPITAL AND SURPLUS ACCOUNT</b>			
33. Capital and surplus prior reporting year.....	314,176,809	367,717,644	367,717,644
34. Net income or (loss) from Line 32 .....	25,639,892	23,842,187	107,460,216
35. Change in valuation basis of aggregate policy and claim reserves .....		0	
36. Change in net unrealized capital gains (losses) less capital gains tax of \$ ..... 1,109,942	4,175,496	(7,425,457)	(21,782,438)
37. Change in net unrealized foreign exchange capital gain or (loss) .....		0	
38. Change in net deferred income tax .....	3,883,631	869,809	1,803,107
39. Change in nonadmitted assets .....	(3,020,825)	(6,495,797)	(7,121,720)
40. Change in unauthorized and certified reinsurance .....	0		0
41. Change in treasury stock .....	0		0
42. Change in surplus notes .....	0		0
43. Cumulative effect of changes in accounting principles.....		0	
44. Capital Changes:			
44.1 Paid in .....		0	0
44.2 Transferred from surplus (Stock Dividend).....	0		0
44.3 Transferred to surplus.....		0	
45. Surplus adjustments:			
45.1 Paid in .....	0		0
45.2 Transferred to capital (Stock Dividend) .....		0	
45.3 Transferred from capital .....		0	
46. Dividends to stockholders .....		0	(133,900,000)
47. Aggregate write-ins for gains or (losses) in surplus .....	0	0	0
48. Net change in capital & surplus (Lines 34 to 47) .....	30,678,194	10,790,742	(53,540,835)
49. Capital and surplus end of reporting period (Line 33 plus 48)	344,855,003	378,508,386	314,176,809
<b>DETAILS OF WRITE-INS</b>			
4701. ....		0	
4702. ....			
4703. ....			
4798. Summary of remaining write-ins for Line 47 from overflow page .....	0	0	0
4799. Totals (Lines 4701 through 4703 plus 4798)(Line 47 above)	0	0	0

## STATEMENT AS OF MARCH 31, 2023 OF THE Amerigroup Tennessee, Inc.

**CASH FLOW**

	1 Current Year To Date	2 Prior Year To Date	3 Prior Year Ended December 31
<b>Cash from Operations</b>			
1. Premiums collected net of reinsurance .....	784,005,133	578,663,629	2,510,747,670
2. Net investment income .....	11,737,618	6,247,835	29,720,222
3. Miscellaneous income .....	0		0
4. Total (Lines 1 to 3) .....	795,742,751	584,911,464	2,540,467,892
5. Benefit and loss related payments .....	564,457,973	514,859,332	2,040,026,879
6. Net transfers to Separate Accounts, Segregated Accounts and Protected Cell Accounts .....			
7. Commissions, expenses paid and aggregate write-ins for deductions .....	146,314,505	67,918,344	266,332,862
8. Dividends paid to policyholders .....			
9. Federal and foreign income taxes paid (recovered) net of \$ ..... (1,428,735) tax on capital gains (losses) .....	0	0	37,302,699
10. Total (Lines 5 through 9) .....	710,772,478	582,777,676	2,343,662,440
11. Net cash from operations (Line 4 minus Line 10) .....	84,970,273	2,133,788	196,805,452
<b>Cash from Investments</b>			
12. Proceeds from investments sold, matured or repaid:			
12.1 Bonds .....	77,201,132	52,381,553	195,965,424
12.2 Stocks .....	0	0	0
12.3 Mortgage loans .....	0		0
12.4 Real estate .....	0		0
12.5 Other invested assets .....	0		0
12.6 Net gains or (losses) on cash, cash equivalents and short-term investments .....	(545)	5,776	160
12.7 Miscellaneous proceeds .....	22,490,901	9,325,262	1,238,754
12.8 Total investment proceeds (Lines 12.1 to 12.7) .....	99,691,488	61,712,591	197,204,338
13. Cost of investments acquired (long-term only):			
13.1 Bonds .....	52,206,448	106,469,398	280,574,375
13.2 Stocks .....	0	0	0
13.3 Mortgage loans .....	0		0
13.4 Real estate .....	0		0
13.5 Other invested assets .....	0		0
13.6 Miscellaneous applications .....	2,457,619	22,366,466	22,888,627
13.7 Total investments acquired (Lines 13.1 to 13.6) .....	54,664,067	128,835,864	303,463,002
14. Net increase (or decrease) in contract loans and premium notes .....	0		0
15. Net cash from investments (Line 12.8 minus Line 13.7 and Line 14) .....	45,027,421	(67,123,273)	(106,258,664)
<b>Cash from Financing and Miscellaneous Sources</b>			
16. Cash provided (applied):			
16.1 Surplus notes, capital notes .....	0		0
16.2 Capital and paid in surplus, less treasury stock .....	0		0
16.3 Borrowed funds .....	0		0
16.4 Net deposits on deposit-type contracts and other insurance liabilities .....	0		0
16.5 Dividends to stockholders .....	0	0	133,900,000
16.6 Other cash provided (applied) .....	(42,123,050)	53,283,450	116,191,025
17. Net cash from financing and miscellaneous sources (Line 16.1 through Line 16.4 minus Line 16.5 plus Line 16.6) .....	(42,123,050)	53,283,450	(17,708,975)
<b>RECONCILIATION OF CASH, CASH EQUIVALENTS AND SHORT-TERM INVESTMENTS</b>			
18. Net change in cash, cash equivalents and short-term investments (Line 11, plus Lines 15 and 17) .....	87,874,644	(11,706,035)	72,837,813
19. Cash, cash equivalents and short-term investments:			
19.1 Beginning of year .....	111,281,555	38,443,742	38,443,742
19.2 End of period (Line 18 plus Line 19.1) .....	199,156,199	26,737,707	111,281,555

Note: Supplemental disclosures of cash flow information for non-cash transactions:

20.0001. Depreciation .....	32,735	66,304	366,644
-----------------------------	--------	--------	---------

STATEMENT AS OF MARCH 31, 2023 OF THE Amerigroup Tennessee, Inc.

**EXHIBIT OF PREMIUMS, ENROLLMENT AND UTILIZATION**

	1 Total	Comprehensive (Hospital & Medical)		4 Medicare Supplement	5 Vision Only	6 Dental Only	7 Federal Employees Health Benefits Plan	8 Title XVIII Medicare	9 Title XIX Medicaid	10 Credit A&H	11 Disability Income	12 Long-Term Care	13 Other Health	14 Other Non-Health
		2 Individual	3 Group											
<b>Total Members at end of:</b>														
1. Prior Year .....	559,891	13,371	0	0	0	0	0	29,732	516,788	0	0	0	0	0
2. First Quarter .....	577,430	13,894						37,902	525,634					
3. Second Quarter .....	0													
4. Third Quarter .....	0													
5. Current Year	0													
6. Current Year Member Months	1,717,459	41,389						109,799	1,566,271					
<b>Total Member Ambulatory Encounters for Period:</b>														
7. Physician .....	728,212	13,587						175,477	539,148					
8. Non-Physician .....	1,495,965	19,951						221,137	1,254,877					
9. Total	2,224,177	33,538	0	0	0	0	0	396,614	1,794,025	0	0	0	0	0
10. Hospital Patient Days Incurred	156,935	2,333						30,642	123,960					
11. Number of Inpatient Admissions	20,612	843						3,964	15,805					
12. Health Premiums Written (a) .....	720,673,056	4,893,499						163,209,203	552,570,354					
13. Life Premiums Direct .....	0													
14. Property/Casualty Premiums Written .....	0													
15. Health Premiums Earned.....	723,274,988	10,973,308						161,406,779	550,894,901					
16. Property/Casualty Premiums Earned	0													
17. Amount Paid for Provision of Health Care Services.....	564,074,568	6,858,297						123,501,777	433,714,494					
18. Amount Incurred for Provision of Health Care Services	593,815,446	6,656,296						134,959,903	452,199,247					

(a) For health premiums written: amount of Medicare Title XVIII exempt from state taxes or fees \$ ..... 163,209,203





## UNDERWRITING AND INVESTMENT EXHIBIT

### ANALYSIS OF CLAIMS UNPAID - PRIOR YEAR - NET OF REINSURANCE

Line of Business	Claims Paid Year to Date		Liability End of Current Quarter		5	6
	1	2	3	4	Claims Incurred in Prior Years (Columns 1 + 3)	Estimated Claim Reserve and Claim Liability December 31 of Prior Year
	On Claims Incurred Prior to January 1 of Current Year	On Claims Incurred During the Year	On Claims Unpaid Dec. 31 of Prior Year	On Claims Incurred During the Year		
1. Comprehensive (hospital and medical) individual .....	5,814,259	3,490,648	12,157	3,321,619	5,826,416	3,535,286
2. Comprehensive (hospital and medical) group .....	0	0	0	0	0	0
3. Medicare Supplement .....	0	0	0	0	0	0
4. Dental Only .....	0	0	0	0	0	0
5. Vision Only .....	0	0	0	0	0	0
6. Federal Employees Health Benefits Plan .....	0	0	0	0	0	0
7. Title XVIII - Medicare .....	39,352,990	93,910,323	2,864,243	45,803,664	42,217,233	36,432,704
8. Title XIX - Medicaid .....	164,968,329	270,947,646	77,193,669	198,218,277	242,161,998	257,121,942
9. Credit A&H .....	0	0	0	0	0	0
10. Disability Income .....	0	0	0	0	0	0
11. Long-term care .....	0	0	0	0	0	0
12. Other health .....	0	0	0	0	0	0
13. Health subtotal (Lines 1 to 12) .....	210,135,578	368,348,617	80,070,069	247,343,560	290,205,647	297,089,932
14. Health care receivables (a) .....	10,381,859	6,906,837	0	0	10,381,859	0
15. Other non-health .....	0	0	0	0	0	0
16. Medical incentive pools and bonus amounts .....	2,308,605	570,463	2,679,903	411,686	4,988,508	3,674,407
17. Totals (Lines 13 - 14 + 15 + 16)	202,062,324	362,012,243	82,749,972	247,755,246	284,812,296	300,764,339

(a) Excludes \$ ..... loans or advances to providers not yet expensed.

STATEMENT AS OF March 31, 2023 OF THE AMERIGROUP Tennessee, Inc.  
NOTES TO FINANCIAL STATEMENTS

*For the purposes of the quarterly interim financial information, it is presumed that the users of the interim financial information have read or have access to the Annual Statement as of December 31, 2022. This presentation addresses only significant events occurring since the last Annual Statement.*

**1. Summary of Significant Accounting Policies and Going Concern**

**A. Accounting Practices**

The accompanying financial statements of AMERIGROUP Tennessee, Inc. (the “Company”) have been prepared in conformity with the National Association of Insurance Commissioners’ (“NAIC”) *Annual Statement Instructions* and in accordance with accounting practices prescribed by the NAIC *Accounting Practices and Procedures Manual* (“NAIC SAP”), subject to any deviations prescribed or permitted by the Tennessee Department of Commerce and Insurance (the “TDCI”).

A reconciliation of the Company’s net income and capital and surplus between NAIC SAP and practices prescribed and permitted by the TDCI is shown below:

	<u>SSAP #</u>	<u>F/S Page</u>	<u>F/S Line #</u>	<u>March 31, 2023</u>	<u>December 31, 2021</u>
<b><u>Net Income</u></b>					
(1) AMERIGROUP Tennessee, Inc. state basis (Page 4, Line 32, Columns 2 & 4)	XXX	XXX	XXX	\$ 25,639,892	\$ 107,460,216
(2) State Prescribed Practices that is an increase/(decrease) from NAIC SAP:	_____	_____	_____	_____	_____
(3) State Permitted Practices that is an increase/(decrease) from NAIC SAP:	_____	_____	_____	_____	_____
(4) NAIC SAP (1-2-3=4)	XXX	XXX	XXX	<u>\$ 25,639,892</u>	<u>\$ 107,460,216</u>
<b><u>Surplus</u></b>					
(5) AMERIGROUP Tennessee, Inc. state basis (Page 3, Line 33, Columns 3 & 4)	XXX	XXX	XXX	\$ 344,855,003	\$ 314,176,809
(6) State Prescribed Practices that is an increase/(decrease) from NAIC SAP:	_____	_____	_____	_____	_____
(7) State Permitted Practices that is an increase/(decrease) from NAIC SAP:	_____	_____	_____	_____	_____
(8) NAIC SAP (5-6-7=8)	XXX	XXX	XXX	<u>\$ 344,855,003</u>	<u>\$ 314,176,809</u>

**B. Use of Estimates in the Preparation of the Financial Statements**

No significant change.

**C. Accounting Policies**

(1) No significant change.

STATEMENT AS OF March 31, 2023 OF THE AMERIGROUP Tennessee, Inc.  
NOTES TO FINANCIAL STATEMENTS

(2) Investment grade bonds not backed by other loans are stated at amortized cost, with amortization calculated based on the modified scientific method, using lower of yield to call or yield to maturity. Non-investment grade bonds are stated at the lower of amortized cost or fair value as determined by various third-party pricing sources.

(3) - (5) No significant change.

(6) Loan-backed securities are stated at amortized cost. Pre-payment assumptions for loan-backed securities and structured securities were obtained from broker-dealer survey values or internal estimates. These assumptions are consistent with the current interest rate and economic environment. The retrospective adjustment method is used to value all loan-backed securities. Non-investment grade loan-backed securities are stated at the lower of amortized cost or fair value.

(7) - (14) No significant change.

**D. Going Concern**

Not applicable.

**2. Accounting Changes and Corrections of Errors**

Not applicable.

**3. Business Combinations and Goodwill**

Not applicable.

**4. Discontinued Operations**

Not applicable.

**5. Investments**

**A. - C.**

Not applicable.

**D. Loan-Backed Securities**

1. Prepayment assumptions for single-class and multi-class mortgage-backed and asset-backed securities were obtained from broker-dealer survey values or internal estimates. The Company used various third-party pricing sources in determining the market value of its loan-backed securities.
2. The Company did not recognize other-than-temporary impairments ("OTTI") on its loan-backed securities during the three months ended March 31, 2023.
3. The Company did not recognize OTTI on its loan-backed securities at March 31, 2023.

STATEMENT AS OF March 31, 2023 OF THE AMERIGROUP Tennessee, Inc.  
NOTES TO FINANCIAL STATEMENTS

4. All impaired securities (fair value is less than cost or amortized cost) for which an OTTI has not been recognized in earnings as a realized loss (including securities with a recognized OTTI for non-interest related declines when a non-recognized interest related impairment remains):
- a. The aggregate amount of unrealized losses:
 

1. Less than 12 Months	\$	(1,007,484)
2. 12 Months or Longer	\$	(13,587,566)
  - b. The aggregate related fair value of securities with unrealized losses:
 

1. Less than 12 Months	\$	41,082,250
2. 12 Months or Longer	\$	174,315,116
5. The Company's bond portfolio is sensitive to interest rate fluctuations, which impact the fair value of individual securities. Unrealized losses on bonds were primarily caused by the effects of the interest rate environment and the widening of credit spreads on certain securities. The Company currently has the ability and intent to hold these securities until their full cost can be recovered. Therefore, the Company does not believe the unrealized losses represent an OTTI at March 31, 2023.

**E. Dollar Repurchase Agreements and/or Securities Lending Transactions**

- 1. Not applicable.
- 2. No significant change.
- 3. Collateral Received
  - a. No significant change.
  - b. The fair value of that collateral and of the portion of that collateral that it has sold or repledged
 

		<u>\$ 125,828,389</u>
--	--	-----------------------
  - c. No significant change.
- 4. Not applicable.
- 5. No significant change.
- 6. Not applicable.
- 7. Not applicable.

**F. Repurchase Agreements Transactions Accounted for as Secured Borrowing**

The Company did not enter into repurchase agreement transactions accounted for as secured borrowing at March 31, 2023.

**G. Reverse Repurchase Agreements Transactions Accounted for as Secured Borrowing**

The Company did not enter into reverse repurchase agreement transactions accounted for as a secured borrowing at March 31, 2023.

**H. Repurchase Agreements Transactions Accounted for as a Sale**

The Company did not enter into repurchase agreement transactions accounted for as a sale at March 31, 2023.

**I. Reverse Repurchase Agreements Transactions Accounted for as a Sale**

The Company did not enter into reverse repurchase agreement transactions accounted for as a sale at March 31, 2023.

STATEMENT AS OF March 31, 2023 OF THE AMERIGROUP Tennessee, Inc.  
NOTES TO FINANCIAL STATEMENTS

**J. Real Estate**

Not applicable.

**K. Investments in Low-Income Housing Tax Credits**

Not applicable.

**L. Restricted Assets**

No significant change.

**M. Working Capital Finance Investments**

Not applicable.

**N. Offsetting and Netting of Assets and Liabilities**

The Company had no netted assets and liabilities at March 31, 2023.

**O. 5GI Securities**

The Company has no 5GI Securities as of March 31, 2023.

**P. Short Sales**

The Company did not have any short sales at March 31, 2023.

**Q. Prepayment Penalty and Acceleration Fees**

	General Account
(1) Number of CUSIPs	2
(2) Aggregate Amount of Investment Income \$	9,908

**R. Reporting Entity's Share of Cash Pool by Asset Type**

The Company did not participate in a cash pool at March 31, 2023.

**6. Joint Ventures, Partnerships and Limited Liability Companies**

Not applicable.

**7. Investment Income**

No significant change.

**8. Derivative Instruments**

Not applicable.

**9. Income Taxes**

No significant change.

STATEMENT AS OF March 31, 2023 OF THE AMERIGROUP Tennessee, Inc.  
NOTES TO FINANCIAL STATEMENTS

**10. Information Concerning Parent, Subsidiaries, Affiliates and Other Related Parties**

**A. Nature of the Relationship**

No significant change.

**B. Significant Transactions for the Period**

No significant change.

**C. Transactions with Related Parties who are not Reported on Schedule Y**

No significant change.

**D. Amounts Due to or from Related Parties**

At March 31, 2023, the Company reported no amounts due from affiliates and \$7,581,836 due to affiliates. The payable balance represents intercompany transactions that will be settled in accordance with the settlement terms of the intercompany agreement.

**E. - O.**

No significant change.

**11. Debt**

Not applicable.

**12. Retirement Plans, Deferred Compensation, Postemployment Benefits and Compensated Absences and Other Postretirement Benefit Plans**

**A. Defined Benefit Plan**

Not applicable.

**B.** Not applicable.

**C.** Not applicable.

**D.** Not applicable.

**E. Defined Contribution Plans**

Not applicable.

**F. Multiemployer Plans**

The Company does not participate in a multiemployer plan.

**G. Consolidated/Holding Company Plans**

No significant change.

**H. Post Employment Benefits and Compensated Absences**

Not applicable.

STATEMENT AS OF March 31, 2023 OF THE AMERIGROUP Tennessee, Inc.  
NOTES TO FINANCIAL STATEMENTS

**I. Impact of Medicare Modernization Act on Postretirement Benefits (INT 04-17)**

Not applicable.

**13. Capital and Surplus, Shareholders' Dividend Restrictions and Quasi-Reorganizations**

No significant change.

**14. Liabilities, Contingencies and Assessments**

**A. - F.**

No significant change.

**15. Leases**

No significant change.

**16. Information About Financial Instruments With Off-Balance Sheet Risk and Financial Instruments With Concentrations of Credit Risk**

Not applicable.

**17. Sale, Transfer and Servicing of Financial Assets and Extinguishments of Liabilities**

**A. Transfers of Receivables Reported as Sales**

Not applicable.

**B. Transfer and Servicing of Financial Assets**

(1) The Company participates in a securities lending program whereby marketable securities in its investment portfolio are transferred to independent brokers or dealers. At March 31, 2023 the fair value of securities loaned was \$123,169,565 and the carrying value of securities loaned was \$123,978,859.

(2) - (7) Not applicable.

**C. Wash Sales**

1. In the course of the Company's asset management, securities may be sold and reacquired within 30 days of the sale date to enhance the yield on the investments.
2. At March 31, 2023, there were no wash sales involving securities with an NAIC designation of 3 or below or unrated.

**18. Gain or Loss to the Reporting Entity from Uninsured Plans and the Uninsured Portion of Partially Insured Plans**

**A. Administrative Services Only Plans**

No significant change.

**B. Administrative Services Contract Plans**

No significant change.



STATEMENT AS OF March 31, 2023 OF THE AMERIGROUP Tennessee, Inc.  
NOTES TO FINANCIAL STATEMENTS

**C. Medicare or Other Similarly Structured Cost-Based Reimbursement Contract**

No significant change.

**19. Direct Premium Written/Produced by Managing General Agents/Third Party Administrators**

Not applicable.

**20. Fair Value Measurements**

**A.**

(1) Fair Value Measurement at Reporting Date

Description for each class of asset or liability	(Level 1)	(Level 2)	(Level 3)	Net Asset Value ("NAV")	Total
Bonds					
Industrial and miscellaneous	\$ —	\$170,660,326	\$ —	\$ —	\$170,660,326
Hybrid securities	—	894,681	—	—	894,681
Total bonds	\$ —	\$171,555,007	\$ —	\$ —	\$171,555,007
Cash equivalents					
Industrial and miscellaneous money market funds	\$149,975,105	\$ —	\$ —	\$ —	\$149,975,105
Total cash equivalents	\$149,975,105	\$ —	\$ —	\$ —	\$149,975,105
Total assets at fair value	\$149,975,105	\$171,555,007	\$ —	\$ —	\$321,530,112

(2) There are no investments in Level 3 as of March 31, 2023.

(3) The Company's policy is to recognize transfers between Levels, if any, as of the beginning of the reporting period.

(4) Fair values of bonds are based on quoted market prices, where available. These fair values are obtained primarily from third party pricing services, which generally use Level 1 or Level 2 inputs, for the determination of fair value to facilitate fair value measurements and disclosures. Level 2 securities primarily include United States government securities, corporate securities, securities from states, municipalities and political subdivisions, mortgage-backed securities and certain other asset-backed securities. For securities not actively traded, the pricing services may use quoted market prices of comparable instruments or discounted cash flow analyses, incorporating inputs that are currently observable in the markets for similar securities. Inputs that are often used in the valuation methodologies include, but are not limited to, broker quotes, benchmark yields, credit spreads, default rates and prepayment speeds. The Company has controls in place to review the pricing services' qualifications and procedures used to determine fair values. In addition, the Company periodically reviews the pricing services' pricing methodologies, data sources and pricing inputs to ensure the fair values obtained are reasonable.

Certain bonds, primarily corporate debt securities, are designated Level 3. For these securities, the valuation methodologies may incorporate broker quotes or discounted cash flow analyses using assumptions for inputs such as expected cash flows, benchmark yields, credit spreads, default rates and prepayment speeds that are not observable in the markets.

Cash equivalents primarily consist of highly rated money market funds or bonds with original maturities of three months or less. Due to the high ratings and short-term nature, these investments are designated as Level 1. The Company also holds bonds

STATEMENT AS OF March 31, 2023 OF THE AMERIGROUP Tennessee, Inc.  
NOTES TO FINANCIAL STATEMENTS

purchased with less than three months to maturity. Fair value of these bonds are based on quoted market prices obtained from third party pricing services which generally use Level 1 or Level 2 inputs.

There have been no significant changes in the valuation techniques during the current period.

**B. Fair Value Measurements Under Other Accounting Pronouncements**

Not applicable.

**C. Financial Instruments**

Type of Financial Instrument	Aggregate Fair Value	Admitted Assets	(Level 1)	(Level 2)	(Level 3)	Net Asset Value ("NAV")	Not Practicable (Carrying Value)
Bonds	\$ 800,713,565	\$ 839,991,689	\$ —	\$ 800,713,565	\$ —	\$ —	\$ —
Cash equivalents	163,475,105	163,475,105	149,975,105	13,500,000	—	—	—
Short-term investments	45,107,425	45,055,627	—	45,107,425	—	—	—
Securities Lending Collateral	125,828,389	125,816,442	—	125,828,389	—	—	—

**D. Not Practicable to Estimate Fair Value**

There are no financial instruments that were not practicable to estimate at fair value.

**E. Investments Measured at Net Asset Value**

The Company has no investments measured at net asset value.

**21. Other Items**

**A. - E.**

No significant change.

**F. Subprime Mortgage-Related Risk Exposure**

(1) The Company's investment strategy of providing safety and preservation of capital, sufficient liquidity to meet cash flow requirements and the attainment of a competitive after-tax investment return is supported by a well diversified portfolio consisting of many different types of investments. The portion of the Company's investment portfolio with subprime mortgage-related risk exposure is relatively small in comparison to the overall investment portfolio, and consists mainly of investment grade securities with no exposure to collateralized debt obligations. All mortgage related investments are monitored closely as part of the quarterly investment review performed by the Elevance Health Investment Impairment Review Committee.

(2) The Company did not carry investments in subprime mortgage loans in its portfolio at March 31, 2023.

STATEMENT AS OF March 31, 2023 OF THE AMERIGROUP Tennessee, Inc.  
NOTES TO FINANCIAL STATEMENTS

(3) At March 31, 2023, the Company's subprime mortgage-related risk exposure is detailed below:

	Actual Cost	Book/ Adjusted Carrying Value (excluding interest)	Fair Value	Other-Than- Temporary Impairment Losses Recognized
a. Residential mortgage-backed securities	\$ 717,921	\$ 723,071	\$ 719,236	\$ —
b. Commercial mortgage-backed securities	—	—	—	—
c. Collateralized debt obligations	—	—	—	—
d. Structured securities	2,479,700	2,477,926	2,389,307	—
e. Equity investments in SCAs	—	—	—	—
f. Other assets	—	—	—	—
g. Total	\$ 3,197,621	\$ 3,200,997	\$ 3,108,543	\$ —

(4) The Company did not underwrite Mortgage Guaranty or Financial Guaranty insurance coverage at March 31, 2023.

**G. Retained Assets**

No significant change.

**H. Insurance-Linked Securities Contracts**

Not applicable.

**I. The Amount That Could Be Realized on Life Insurance Where the Reporting Entity is Owner and Beneficiary or Has Otherwise Obtained Rights to Control the Policy**

No significant change.

**22. Events Subsequent**

Subsequent events have been considered through May 11, 2023 for the statutory statement issued on May 12, 2023. There were no events occurring subsequent to March 31, 2023 requiring recognition or disclosure.

**23. Reinsurance**

Not applicable.

**24. Retrospectively Rated Contracts & Contracts Subject to Redetermination**

**A. - D.**

No significant change.

STATEMENT AS OF March 31, 2023 OF THE AMERIGROUP Tennessee, Inc.  
NOTES TO FINANCIAL STATEMENTS

**E. Risk Sharing Provisions of the Affordable Care Act ("ACA")**

(1) Did the reporting entity write accident and health insurance premium that is subject to the Affordable Care Act risk sharing provisions (YES/NO)? No

(2) Impact of Risk-Sharing Provisions of the Affordable Care Act on Admitted Assets, Liabilities and Revenue for the Current Year.

Not applicable.

(3) Roll-forward of prior year ACA risk-sharing provisions for the following asset (gross of any nonadmission) and liability balances, along with the reasons for adjustments to prior year balance.

Not applicable.

(4) Roll-forward of Risk Corridors Asset and Liability Balances by Program Benefit Year.

Not applicable.

(5) ACA Risk Corridors Receivable as of Reporting Date.

Not applicable.

**25. Change in Incurred Claims and Claim Adjustment Expenses**

**A.** The estimated cost of claims and claim adjustment expense attributable to insured events of prior years decreased by \$7,603,514 during 2023. This is approximately 2.5% of unpaid claims and claim adjustment expenses of \$308,300,456 as of December 31, 2022. The redundancy reflects the decreases in estimated claims and claims adjustment expenses as a result of claims payment during the year, and as additional information is received regarding claims incurred prior to 2023. Recent claim development trends are also taken into account in evaluating the overall adequacy of unpaid claims and unpaid claim adjustment expense.

**B.** There were no significant changes in methodologies and assumptions used in calculating the liability for unpaid losses and loss adjustment expenses.

**26. Intercompany Pooling Arrangements**

Not applicable.

**27. Structured Settlements**

Not applicable.

**28. Health Care Receivables**

No significant change.

**29. Participating Policies**

Not applicable.

**30. Premium Deficiency Reserves**

The Company did not record any premium deficiency reserves at March 31, 2023.

STATEMENT AS OF March 31, 2023 OF THE AMERIGROUP Tennessee, Inc.  
NOTES TO FINANCIAL STATEMENTS

**31. Anticipated Salvage and Subrogation**

No significant change.

**GENERAL INTERROGATORIES**

**PART 1 - COMMON INTERROGATORIES**

**GENERAL**

- 1.1 Did the reporting entity experience any material transactions requiring the filing of Disclosure of Material Transactions with the State of Domicile, as required by the Model Act? ..... Yes [ ] No [ X ]
- 1.2 If yes, has the report been filed with the domiciliary state? ..... Yes [ ] No [ ]
- 2.1 Has any change been made during the year of this statement in the charter, by-laws, articles of incorporation, or deed of settlement of the reporting entity? ..... Yes [ ] No [ X ]
- 2.2 If yes, date of change: .....
- 3.1 Is the reporting entity a member of an Insurance Holding Company System consisting of two or more affiliated persons, one or more of which is an insurer? ..... Yes [ X ] No [ ]  
If yes, complete Schedule Y, Parts 1 and 1A.
- 3.2 Have there been any substantial changes in the organizational chart since the prior quarter end? ..... Yes [ ] No [ X ]
- 3.3 If the response to 3.2 is yes, provide a brief description of those changes.  
.....
- 3.4 Is the reporting entity publicly traded or a member of a publicly traded group? ..... Yes [ X ] No [ ]
- 3.5 If the response to 3.4 is yes, provide the CIK (Central Index Key) code issued by the SEC for the entity/group. .... 0001156039
- 4.1 Has the reporting entity been a party to a merger or consolidation during the period covered by this statement? ..... Yes [ ] No [ X ]
- 4.2 If yes, provide the name of the entity, NAIC Company Code, and state of domicile (use two letter state abbreviation) for any entity that has ceased to exist as a result of the merger or consolidation.

1 Name of Entity	2 NAIC Company Code	3 State of Domicile

- 5. If the reporting entity is subject to a management agreement, including third-party administrator(s), managing general agent(s), attorney-in-fact, or similar agreement, have there been any significant changes regarding the terms of the agreement or principals involved? ..... Yes [ ] No [ X ] N/A [ ]  
If yes, attach an explanation.  
.....
- 6.1 State as of what date the latest financial examination of the reporting entity was made or is being made. .... 12/31/2022
- 6.2 State the as of date that the latest financial examination report became available from either the state of domicile or the reporting entity. This date should be the date of the examined balance sheet and not the date the report was completed or released. .... 12/31/2018
- 6.3 State as of what date the latest financial examination report became available to other states or the public from either the state of domicile or the reporting entity. This is the release date or completion date of the examination report and not the date of the examination (balance sheet date). .... 12/19/2019
- 6.4 By what department or departments?  
State of Tennessee Department of Commerce and Insurance, TennCare Division .....
- 6.5 Have all financial statement adjustments within the latest financial examination report been accounted for in a subsequent financial statement filed with Departments? ..... Yes [ ] No [ ] N/A [ X ]
- 6.6 Have all of the recommendations within the latest financial examination report been complied with? ..... Yes [ ] No [ ] N/A [ X ]
- 7.1 Has this reporting entity had any Certificates of Authority, licenses or registrations (including corporate registration, if applicable) suspended or revoked by any governmental entity during the reporting period? ..... Yes [ ] No [ X ]
- 7.2 If yes, give full information:  
.....
- 8.1 Is the company a subsidiary of a bank holding company regulated by the Federal Reserve Board? ..... Yes [ ] No [ X ]
- 8.2 If response to 8.1 is yes, please identify the name of the bank holding company.  
.....
- 8.3 Is the company affiliated with one or more banks, thrifts or securities firms? ..... Yes [ ] No [ X ]
- 8.4 If response to 8.3 is yes, please provide below the names and location (city and state of the main office) of any affiliates regulated by a federal regulatory services agency [i.e. the Federal Reserve Board (FRB), the Office of the Comptroller of the Currency (OCC), the Federal Deposit Insurance Corporation (FDIC) and the Securities Exchange Commission (SEC)] and identify the affiliate's primary federal regulator.

1 Affiliate Name	2 Location (City, State)	3 FRB	4 OCC	5 FDIC	6 SEC

## GENERAL INTERROGATORIES

- 9.1 Are the senior officers (principal executive officer, principal financial officer, principal accounting officer or controller, or persons performing similar functions) of the reporting entity subject to a code of ethics, which includes the following standards? ..... Yes [  ] No [  ]
- (a) Honest and ethical conduct, including the ethical handling of actual or apparent conflicts of interest between personal and professional relationships;
- (b) Full, fair, accurate, timely and understandable disclosure in the periodic reports required to be filed by the reporting entity;
- (c) Compliance with applicable governmental laws, rules and regulations;
- (d) The prompt internal reporting of violations to an appropriate person or persons identified in the code; and
- (e) Accountability for adherence to the code.
- 9.11 If the response to 9.1 is No, please explain:  
.....
- 9.2 Has the code of ethics for senior managers been amended? ..... Yes [  ] No [  ]
- 9.21 If the response to 9.2 is Yes, provide information related to amendment(s).  
.....
- 9.3 Have any provisions of the code of ethics been waived for any of the specified officers? ..... Yes [  ] No [  ]
- 9.31 If the response to 9.3 is Yes, provide the nature of any waiver(s).  
.....

### FINANCIAL

- 10.1 Does the reporting entity report any amounts due from parent, subsidiaries or affiliates on Page 2 of this statement? ..... Yes [  ] No [  ]
- 10.2 If yes, indicate any amounts receivable from parent included in the Page 2 amount: ..... \$ ..... 0

### INVESTMENT

- 11.1 Were any of the stocks, bonds, or other assets of the reporting entity loaned, placed under option agreement, or otherwise made available for use by another person? (Exclude securities under securities lending agreements.) ..... Yes [  ] No [  ]
- 11.2 If yes, give full and complete information relating thereto:  
.....
12. Amount of real estate and mortgages held in other invested assets in Schedule BA: ..... \$ ..... 0
13. Amount of real estate and mortgages held in short-term investments: ..... \$ ..... 0
- 14.1 Does the reporting entity have any investments in parent, subsidiaries and affiliates? ..... Yes [  ] No [  ]
- 14.2 If yes, please complete the following:

	1 Prior Year-End Book/Adjusted Carrying Value	2 Current Quarter Book/Adjusted Carrying Value
14.21 Bonds .....	\$ ..... 0	\$ ..... 0
14.22 Preferred Stock .....	\$ ..... 0	\$ ..... 0
14.23 Common Stock .....	\$ ..... 0	\$ ..... 0
14.24 Short-Term Investments .....	\$ ..... 0	\$ ..... 0
14.25 Mortgage Loans on Real Estate .....	\$ ..... 0	\$ ..... 0
14.26 All Other .....	\$ ..... 0	\$ ..... 0
14.27 Total Investment in Parent, Subsidiaries and Affiliates (Subtotal Lines 14.21 to 14.26) .....	\$ ..... 0	\$ ..... 0
14.28 Total Investment in Parent included in Lines 14.21 to 14.26 above .....	\$ ..... 0	\$ ..... 0

- 15.1 Has the reporting entity entered into any hedging transactions reported on Schedule DB? ..... Yes [  ] No [  ]
- 15.2 If yes, has a comprehensive description of the hedging program been made available to the domiciliary state? ..... Yes [  ] No [  ] N/A [  ]  
If no, attach a description with this statement.  
.....
16. For the reporting entity's security lending program, state the amount of the following as of the current statement date:
- 16.1 Total fair value of reinvested collateral assets reported on Schedule DL, Parts 1 and 2. .... \$ ..... 125,828,389
- 16.2 Total book/adjusted carrying value of reinvested collateral assets reported on Schedule DL, Parts 1 and 2 ..... \$ ..... 125,816,442
- 16.3 Total payable for securities lending reported on the liability page. .... \$ ..... 125,816,442

STATEMENT AS OF MARCH 31, 2023 OF THE Amerigroup Tennessee, Inc.

**GENERAL INTERROGATORIES**

17. Excluding items in Schedule E - Part 3 - Special Deposits, real estate, mortgage loans and investments held physically in the reporting entity's offices, vaults or safety deposit boxes, were all stocks, bonds and other securities, owned throughout the current year held pursuant to a custodial agreement with a qualified bank or trust company in accordance with Section 1, III - General Examination Considerations, F. Outsourcing of Critical Functions, Custodial or Safekeeping Agreements of the NAIC Financial Condition Examiners Handbook? ..... Yes [ X ] No [ ]
- 17.1 For all agreements that comply with the requirements of the NAIC Financial Condition Examiners Handbook, complete the following:

1 Name of Custodian(s)	2 Custodian Address
JP Morgan Chase Bank, N.A .....	383 Madison Ave, New York, NY 10179 .....

- 17.2 For all agreements that do not comply with the requirements of the NAIC Financial Condition Examiners Handbook, provide the name, location and a complete explanation:

1 Name(s)	2 Location(s)	3 Complete Explanation(s)
.....	.....	.....

- 17.3 Have there been any changes, including name changes, in the custodian(s) identified in 17.1 during the current quarter? ..... Yes [ ] No [ X ]
- 17.4 If yes, give full information relating thereto:

1 Old Custodian	2 New Custodian	3 Date of Change	4 Reason
.....	.....	.....	.....

- 17.5 Investment management – Identify all investment advisors, investment managers, broker/dealers, including individuals that have the authority to make investment decisions on behalf of the reporting entity. For assets that are managed internally by employees of the reporting entity, note as such. ["...that have access to the investment accounts"; "...handle securities"]

1 Name of Firm or Individual	2 Affiliation
Elevance Health, Inc. ....	I.....
Loomis, Sayles & Company, LP .....	U.....
Pacific Investment Management Company .....	U.....
Western Asset Management .....	U.....

- 17.5097 For those firms/individuals listed in the table for Question 17.5, do any firms/individuals unaffiliated with the reporting entity (i.e. designated with a "U") manage more than 10% of the reporting entity's invested assets? ..... Yes [ X ] No [ ]
- 17.5098 For firms/individuals unaffiliated with the reporting entity (i.e. designated with a "U") listed in the table for Question 17.5, does the total assets under management aggregate to more than 50% of the reporting entity's invested assets? ..... Yes [ X ] No [ ]

- 17.6 For those firms or individuals listed in the table for 17.5 with an affiliation code of "A" (affiliated) or "U" (unaffiliated), provide the information for the table below.

1 Central Registration Depository Number	2 Name of Firm or Individual	3 Legal Entity Identifier (LEI)	4 Registered With	5 Investment Management Agreement (IMA) Filed
105377 .....	Loomis, Sayles & Company, LP .....	J1ZPN2RX3UMNOYID1313 .....	Securities Exchange Commission .....	NO.....
104559 .....	Pacific Investment Management Company .....	549300KGPYQZQXGMYYN38 .....	Securities Exchange Commission .....	NO.....
110441 .....	Western Asset Management .....	549300C5A561UXUICN46 .....	Securities Exchange Commission .....	NO.....

- 18.1 Have all the filing requirements of the Purposes and Procedures Manual of the NAIC Investment Analysis Office been followed? ..... Yes [ X ] No [ ]
- 18.2 If no, list exceptions: .....

19. By self-designating 5GI securities, the reporting entity is certifying the following elements for each self-designated 5GI security:
- a. Documentation necessary to permit a full credit analysis of the security does not exist or an NAIC CRP credit rating for an FE or PL security is not available.
  - b. Issuer or obligor is current on all contracted interest and principal payments.
  - c. The insurer has an actual expectation of ultimate payment of all contracted interest and principal.
- Has the reporting entity self-designated 5GI securities? ..... Yes [ ] No [ X ]

20. By self-designating PLGI securities, the reporting entity is certifying the following elements of each self-designated PLGI security:
- a. The security was purchased prior to January 1, 2018.
  - b. The reporting entity is holding capital commensurate with the NAIC Designation reported for the security.
  - c. The NAIC Designation was derived from the credit rating assigned by an NAIC CRP in its legal capacity as a NRSRO which is shown on a current private letter rating held by the insurer and available for examination by state insurance regulators.
  - d. The reporting entity is not permitted to share this credit rating of the PL security with the SVO.
- Has the reporting entity self-designated PLGI securities? ..... Yes [ ] No [ X ]

21. By assigning FE to a Schedule BA non-registered private fund, the reporting entity is certifying the following elements of each self-designated FE fund:
- a. The shares were purchased prior to January 1, 2019.
  - b. The reporting entity is holding capital commensurate with the NAIC Designation reported for the security.
  - c. The security had a public credit rating(s) with annual surveillance assigned by an NAIC CRP in its legal capacity as an NRSRO prior to January 1, 2019.
  - d. The fund only or predominantly holds bonds in its portfolio.
  - e. The current reported NAIC Designation was derived from the public credit rating(s) with annual surveillance assigned by an NAIC CRP in its legal capacity as an NRSRO.
  - f. The public credit rating(s) with annual surveillance assigned by an NAIC CRP has not lapsed.
- Has the reporting entity assigned FE to Schedule BA non-registered private funds that complied with the above criteria? ..... Yes [ ] No [ X ]



# GENERAL INTERROGATORIES

## PART 2 - HEALTH

1. Operating Percentages:
- 1.1 A&H loss percent .....86.2 %
  - 1.2 A&H cost containment percent ..... 4.1 %
  - 1.3 A&H expense percent excluding cost containment expenses ..... 9.6 %
- 2.1 Do you act as a custodian for health savings accounts? ..... Yes [ ] No [ X ]
- 2.2 If yes, please provide the amount of custodial funds held as of the reporting date ..... \$.....0
- 2.3 Do you act as an administrator for health savings accounts? ..... Yes [ ] No [ X ]
- 2.4 If yes, please provide the balance of the funds administered as of the reporting date ..... \$.....0
3. Is the reporting entity licensed or chartered, registered, qualified, eligible or writing business in at least two states? ..... Yes [ ] No [ X ]
- 3.1 If no, does the reporting entity assume reinsurance business that covers risks residing in at least one state other than the state of domicile of the reporting entity? ..... Yes [ ] No [ X ]

**SCHEDULE S - CEDED REINSURANCE**

Showing All New Reinsurance Treaties - Current Year to Date

1 NAIC Company Code	2 ID Number	3 Effective Date	4 Name of Reinsurer	5 Domiciliary Jurisdiction	6 Type of Reinsurance Ceded	7 Type of Business Ceded	8 Type of Reinsurer	9 Certified Reinsurer Rating (1 through 6)	10 Effective Date of Certified Reinsurer Rating
<b>NONE</b>									

**SCHEDULE T - PREMIUMS AND OTHER CONSIDERATIONS**

Current Year to Date - Allocated by States and Territories

States, etc.	1 Active Status (a)	Direct Business Only									
		2 Accident and Health Premiums	3 Medicare Title XVIII	4 Medicaid Title XIX	5 CHIP Title XXI	6 Federal Employees Health Benefits Program Premiums	7 Life and Annuity Premiums & Other Considerations	8 Property/Casualty Premiums	9 Total Columns 2 Through 8	10 Deposit-Type Contracts	
1. Alabama	AL	N								0	
2. Alaska	AK	N								0	
3. Arizona	AZ	N								0	
4. Arkansas	AR	N								0	
5. California	CA	N								0	
6. Colorado	CO	N								0	
7. Connecticut	CT	N								0	
8. Delaware	DE	N								0	
9. District of Columbia	DC	N								0	
10. Florida	FL	N								0	
11. Georgia	GA	N								0	
12. Hawaii	HI	N								0	
13. Idaho	ID	N								0	
14. Illinois	IL	N								0	
15. Indiana	IN	N								0	
16. Iowa	IA	N								0	
17. Kansas	KS	N								0	
18. Kentucky	KY	N								0	
19. Louisiana	LA	N								0	
20. Maine	ME	N								0	
21. Maryland	MD	N								0	
22. Massachusetts	MA	N								0	
23. Michigan	MI	N								0	
24. Minnesota	MN	N								0	
25. Mississippi	MS	N								0	
26. Missouri	MO	N								0	
27. Montana	MT	N								0	
28. Nebraska	NE	N								0	
29. Nevada	NV	N								0	
30. New Hampshire	NH	N								0	
31. New Jersey	NJ	N								0	
32. New Mexico	NM	N								0	
33. New York	NY	N								0	
34. North Carolina	NC	N								0	
35. North Dakota	ND	N								0	
36. Ohio	OH	N								0	
37. Oklahoma	OK	N								0	
38. Oregon	OR	N								0	
39. Pennsylvania	PA	N								0	
40. Rhode Island	RI	N								0	
41. South Carolina	SC	N								0	
42. South Dakota	SD	N								0	
43. Tennessee	TN	L	163,209,203	552,570,354	4,893,499				720,673,056		
44. Texas	TX	N								0	
45. Utah	UT	N								0	
46. Vermont	VT	N								0	
47. Virginia	VA	N								0	
48. Washington	WA	N								0	
49. West Virginia	WV	N								0	
50. Wisconsin	WI	N								0	
51. Wyoming	WY	N								0	
52. American Samoa	AS	N								0	
53. Guam	GU	N								0	
54. Puerto Rico	PR	N								0	
55. U.S. Virgin Islands	VI	N								0	
56. Northern Mariana Islands	MP	N								0	
57. Canada	CAN	N								0	
58. Aggregate Other Aliens	OT	XXX	0	0	0	0	0	0	0	0	0
59. Subtotal	XXX	0	163,209,203	552,570,354	4,893,499	0	0	0	720,673,056	0	0
60. Reporting Entity Contributions for Employee Benefit Plans	XXX									0	
61. Totals (Direct Business)	XXX	0	163,209,203	552,570,354	4,893,499	0	0	0	720,673,056	0	0
DETAILS OF WRITE-INS											
58001.	XXX										
58002.	XXX										
58003.	XXX										
58998. Summary of remaining write-ins for Line 58 from overflow page	XXX	0	0	0	0	0	0	0	0	0	0
58999. Totals (Lines 58001 through 58003 plus 58998)(Line 58 above)	XXX	0	0	0	0	0	0	0	0	0	0

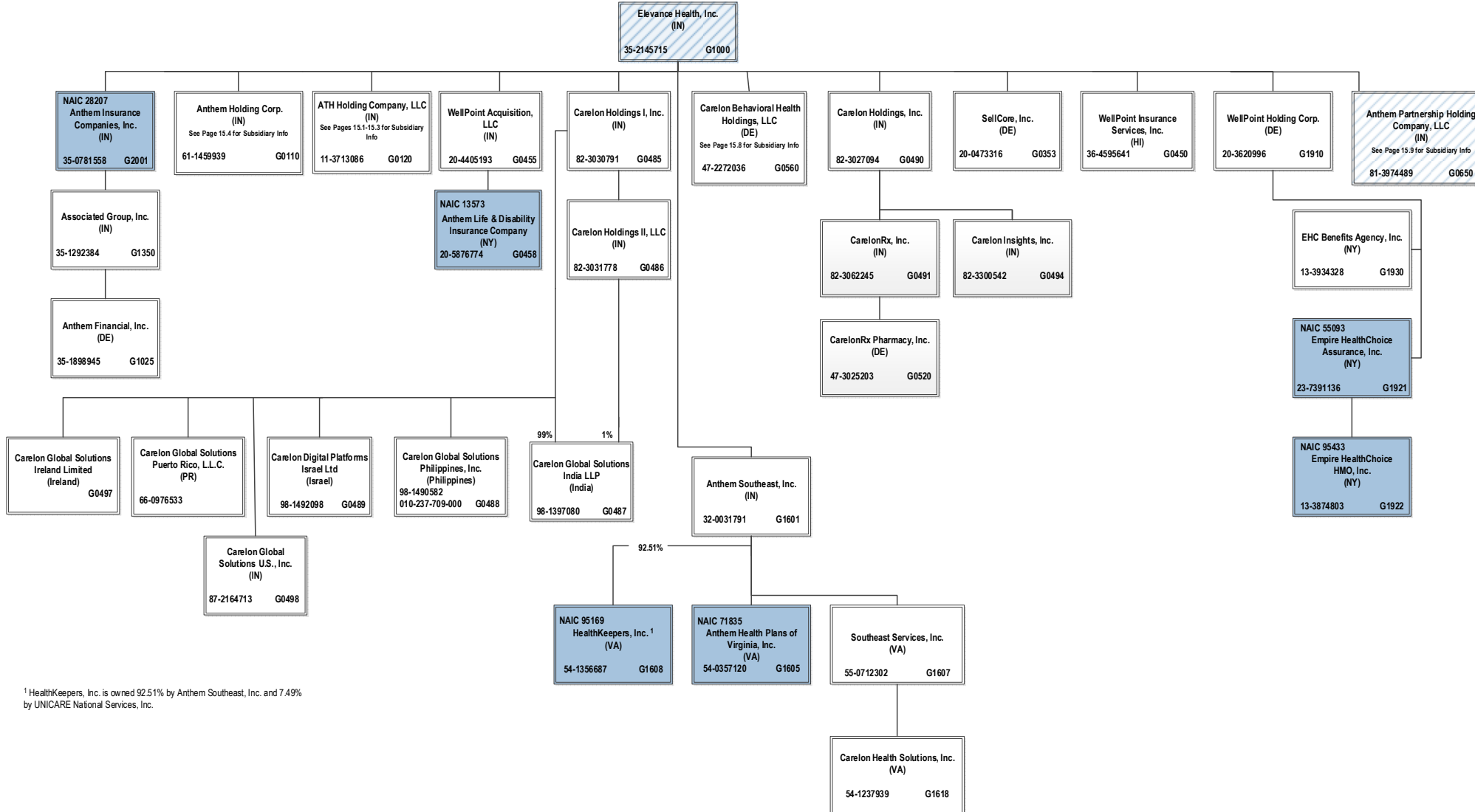
(a) Active Status Counts:

- 1. L - Licensed or Chartered - Licensed insurance carrier or domiciled RRG..... 1
- 2. R - Registered - Non-domiciled RRGs..... 0
- 3. E - Eligible - Reporting entities eligible or approved to write surplus lines in the state. .... 0
- 4. Q - Qualified - Qualified or accredited reinsurer..... 0
- 5. N - None of the above - Not allowed to write business in the state..... 56

**SCHEDULE Y – INFORMATION CONCERNING ACTIVITIES OF INSURER MEMBERS OF A HOLDING COMPANY GROUP**  
**PART 1 – ORGANIZATIONAL CHART**

BCBSA Licensee
Regulated Insurance Company
Regulated BCBSA Licensee

ALL SUBSIDIARIES 100% OWNED AND LLC'S ARE CONTROLLED BY MEMBERS UNLESS OTHERWISE NOTED



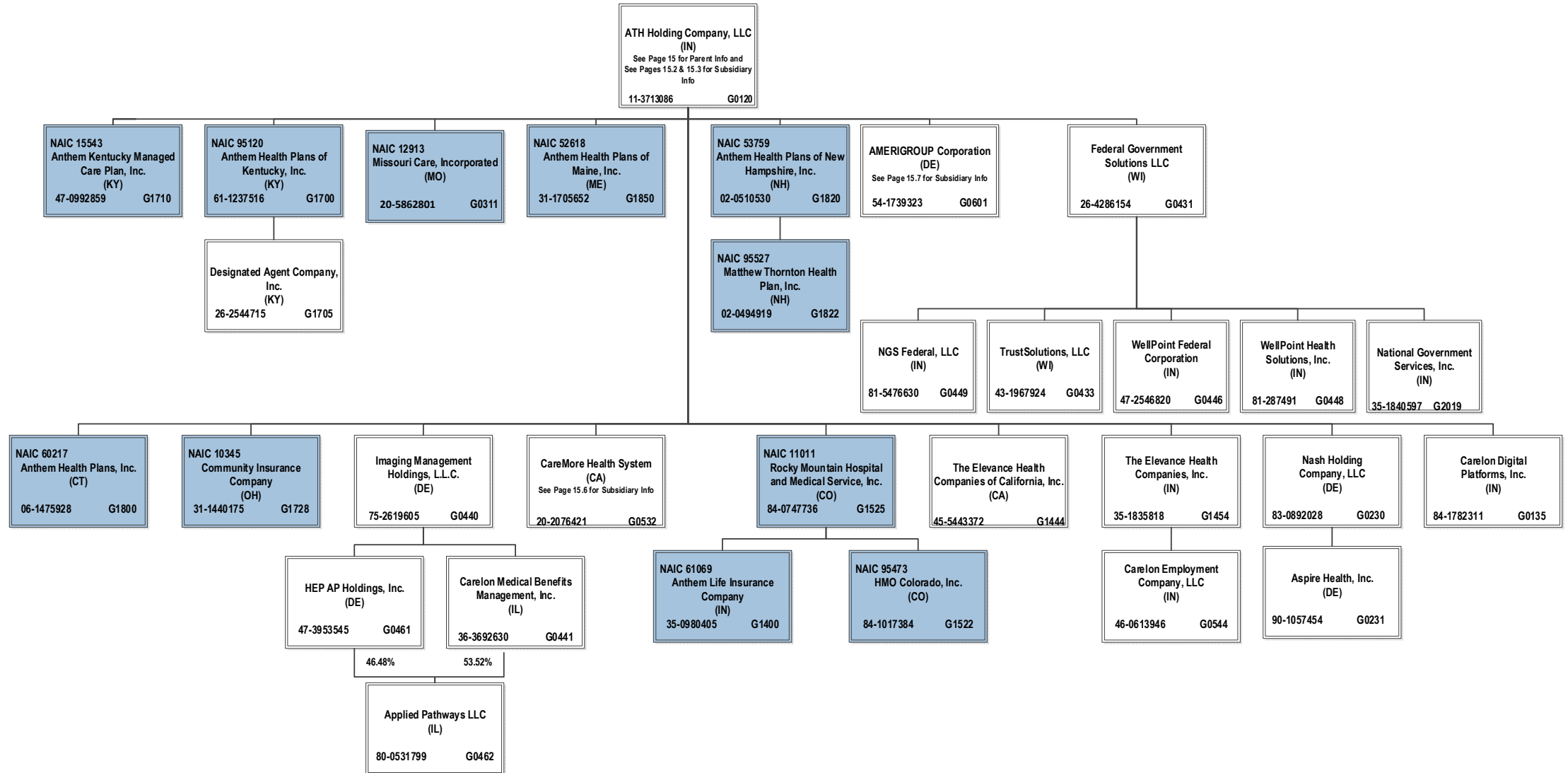
<sup>1</sup> HealthKeepers, Inc. is owned 92.51% by Anthem Southeast, Inc. and 7.49% by UNICARE National Services, Inc.

# SCHEDULE Y – INFORMATION CONCERNING ACTIVITIES OF INSURER MEMBERS OF A HOLDING COMPANY GROUP

## PART 1 – ORGANIZATIONAL CHART

ALL SUBSIDIARIES 100% OWNED AND LLC'S ARE CONTROLLED BY MEMBERS UNLESS OTHERWISE NOTED

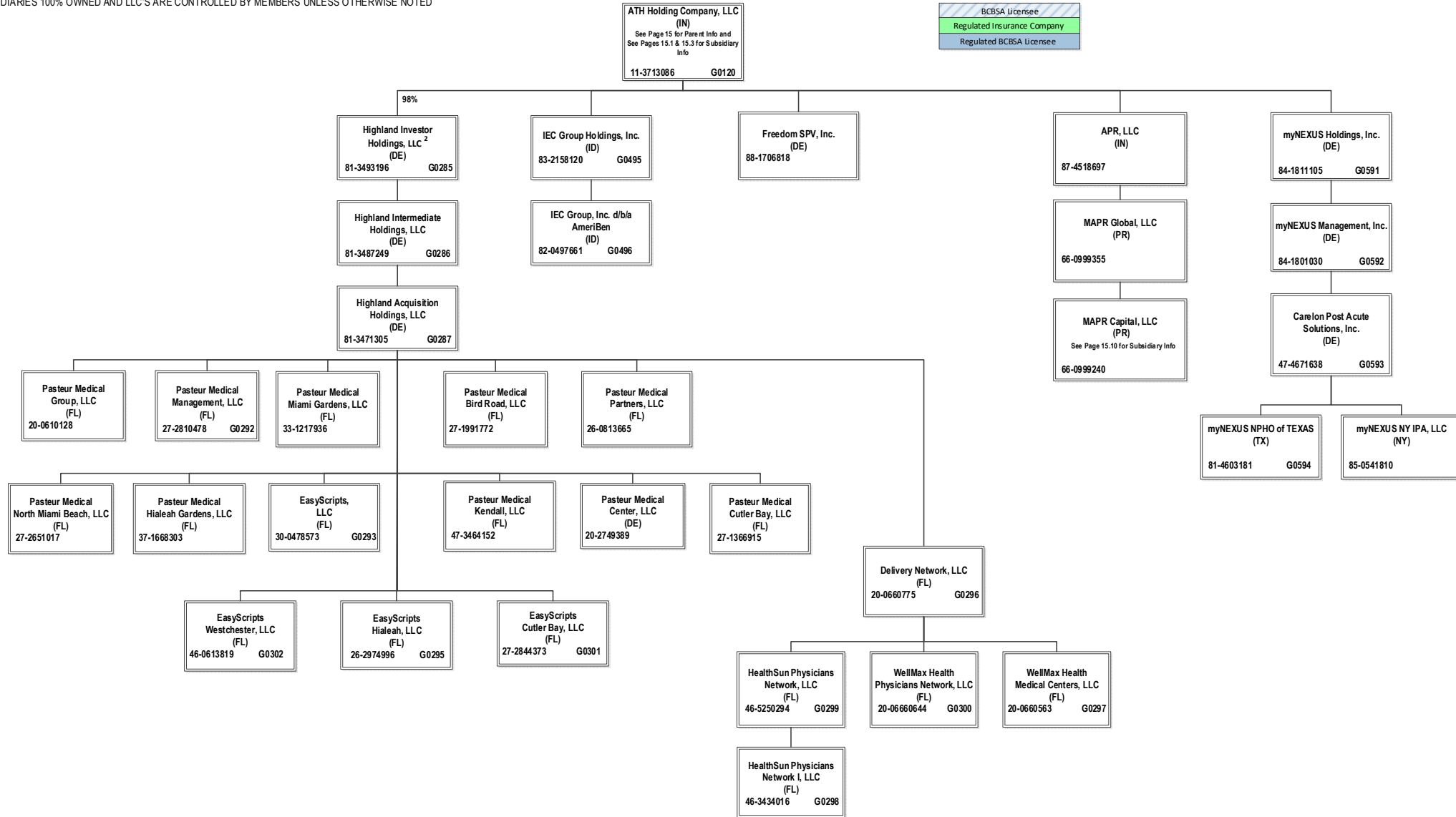
BCBSA Licensee
Regulated Insurance Company
Regulated BCBSA Licensee



15.1

**SCHEDULE Y – INFORMATION CONCERNING ACTIVITIES OF INSURER MEMBERS OF A HOLDING COMPANY GROUP**  
**PART 1 – ORGANIZATIONAL CHART**

ALL SUBSIDIARIES 100% OWNED AND LLC'S ARE CONTROLLED BY MEMBERS UNLESS OTHERWISE NOTED



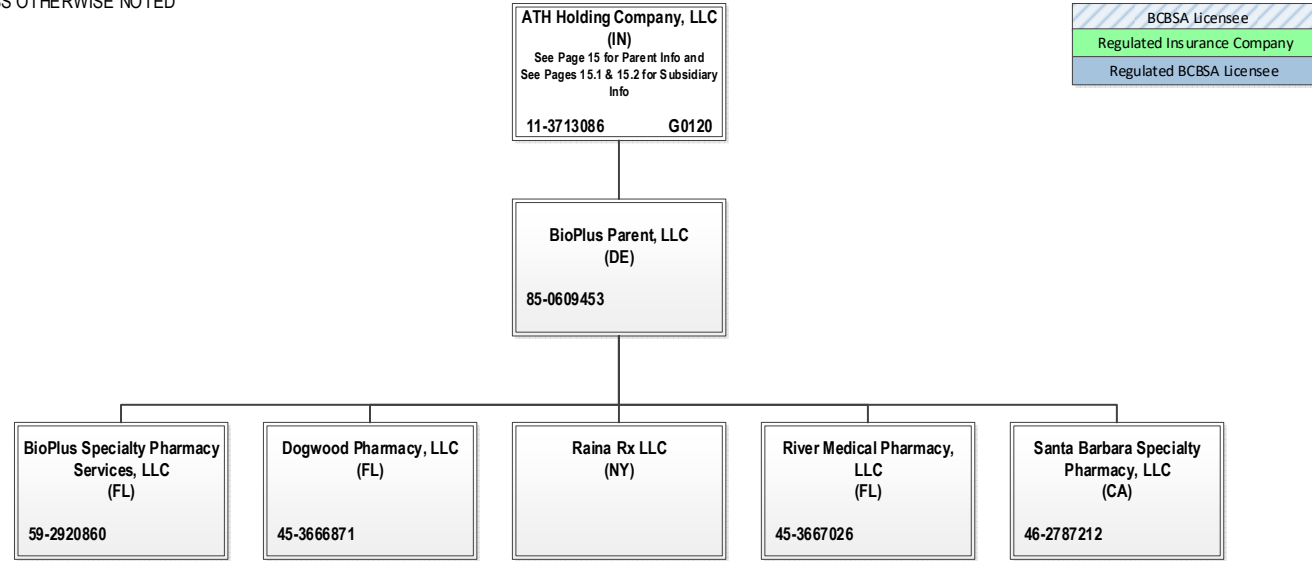
15.2

<sup>2</sup> ATH Holding Company, LLC holds a 98% interest in Highland Investor Holdings, LLC, and Amerigroup Corporation holds the remaining 2% interest.

# SCHEDULE Y – INFORMATION CONCERNING ACTIVITIES OF INSURER MEMBERS OF A HOLDING COMPANY GROUP

## PART 1 – ORGANIZATIONAL CHART

ALL SUBSIDIARIES 100% OWNED AND LLC'S ARE CONTROLLED BY MEMBERS UNLESS OTHERWISE NOTED

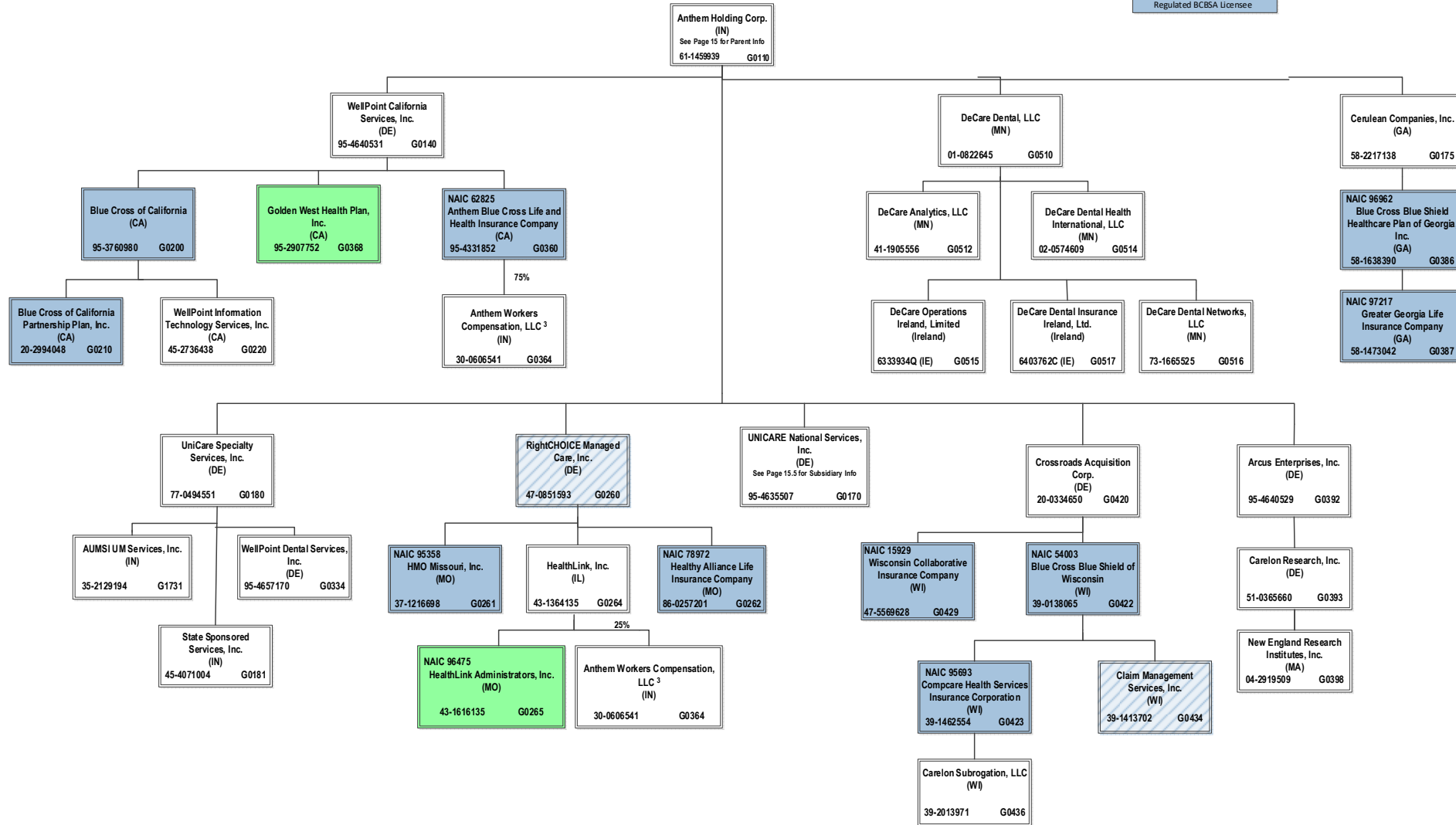


# SCHEDULE Y – INFORMATION CONCERNING ACTIVITIES OF INSURER MEMBERS OF A HOLDING COMPANY GROUP

## PART 1 – ORGANIZATIONAL CHART

ALL SUBSIDIARIES 100% OWNED AND LLC'S ARE CONTROLLED BY MEMBERS UNLESS OTHERWISE NOTED

BCBSA Licensee
Regulated Insurance Company
Regulated BCBSA Licensee



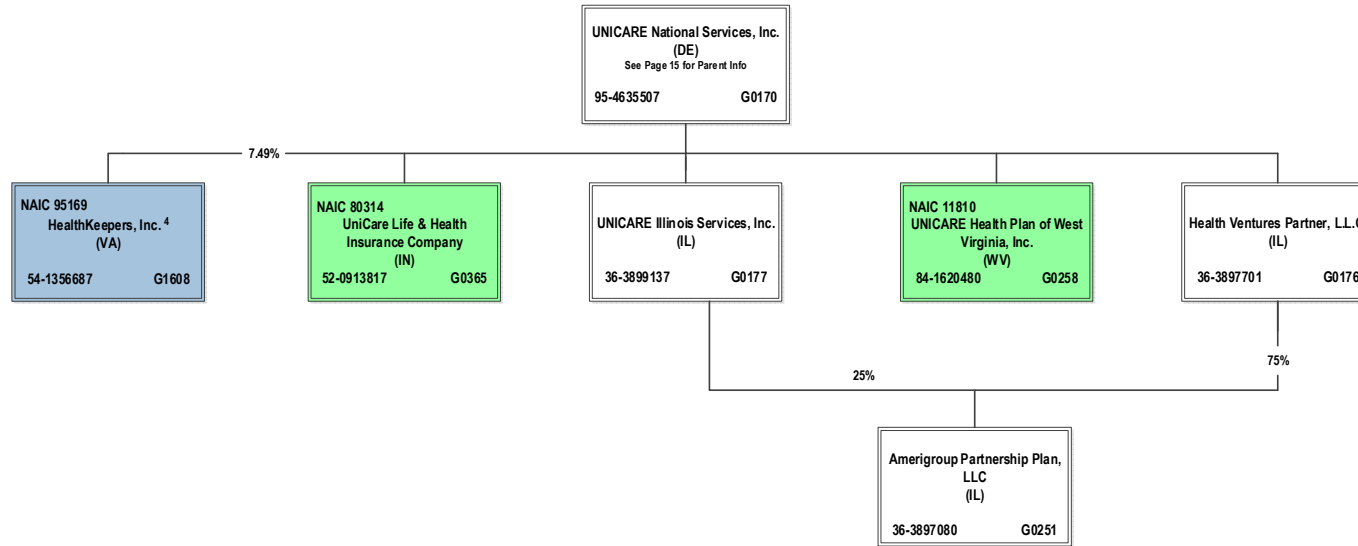
<sup>3</sup> Anthem Workers' Compensation, LLC is owned 75% by Anthem Blue Cross Life and Health Insurance Company and 25% by HealthLink, Inc.



**SCHEDULE Y – INFORMATION CONCERNING ACTIVITIES OF INSURER MEMBERS OF A HOLDING COMPANY GROUP**  
**PART 1 – ORGANIZATIONAL CHART**

ALL SUBSIDIARIES 100% OWNED AND LLC'S ARE CONTROLLED BY MEMBERS UNLESS OTHERWISE NOTED

BCBSA Licensee
Regulated Insurance Company
Regulated BCBSA Licensee

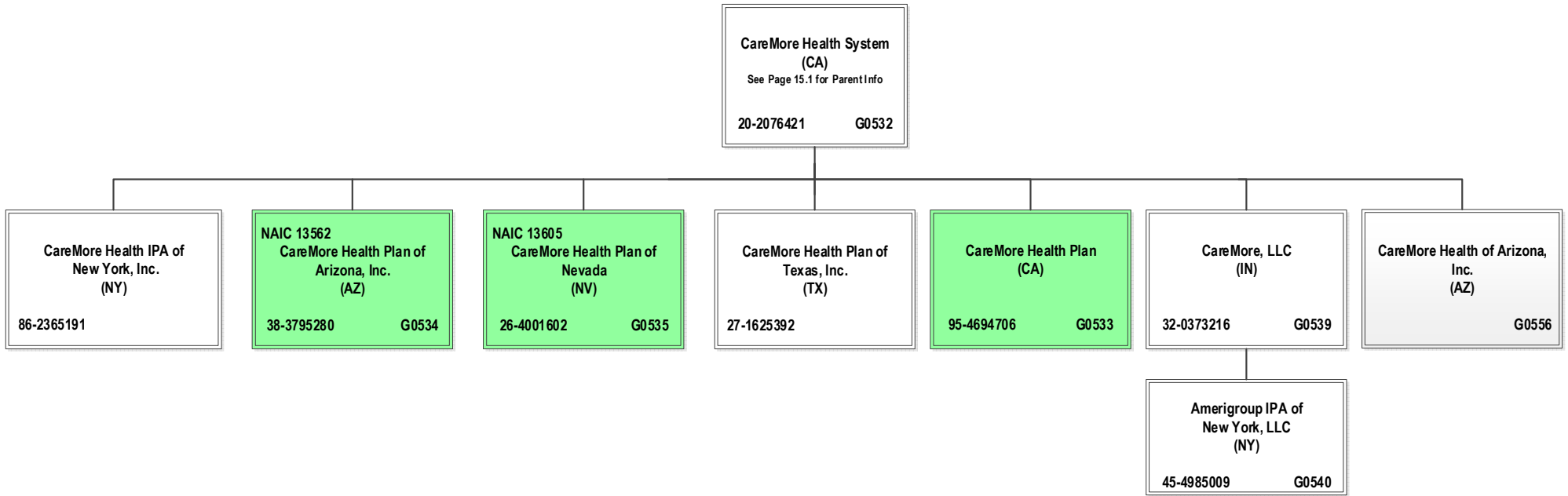


<sup>4</sup> HealthKeepers, Inc. is owned 92.51% by Anthem Southeast, Inc. and 7.49% by UNICARE National Services, Inc.

**SCHEDULE Y – INFORMATION CONCERNING ACTIVITIES OF INSURER MEMBERS OF A HOLDING COMPANY GROUP**  
**PART 1 – ORGANIZATIONAL CHART**

BCBSA licensee
Regulated Insurance Company
Regulated BCBSA Licensee

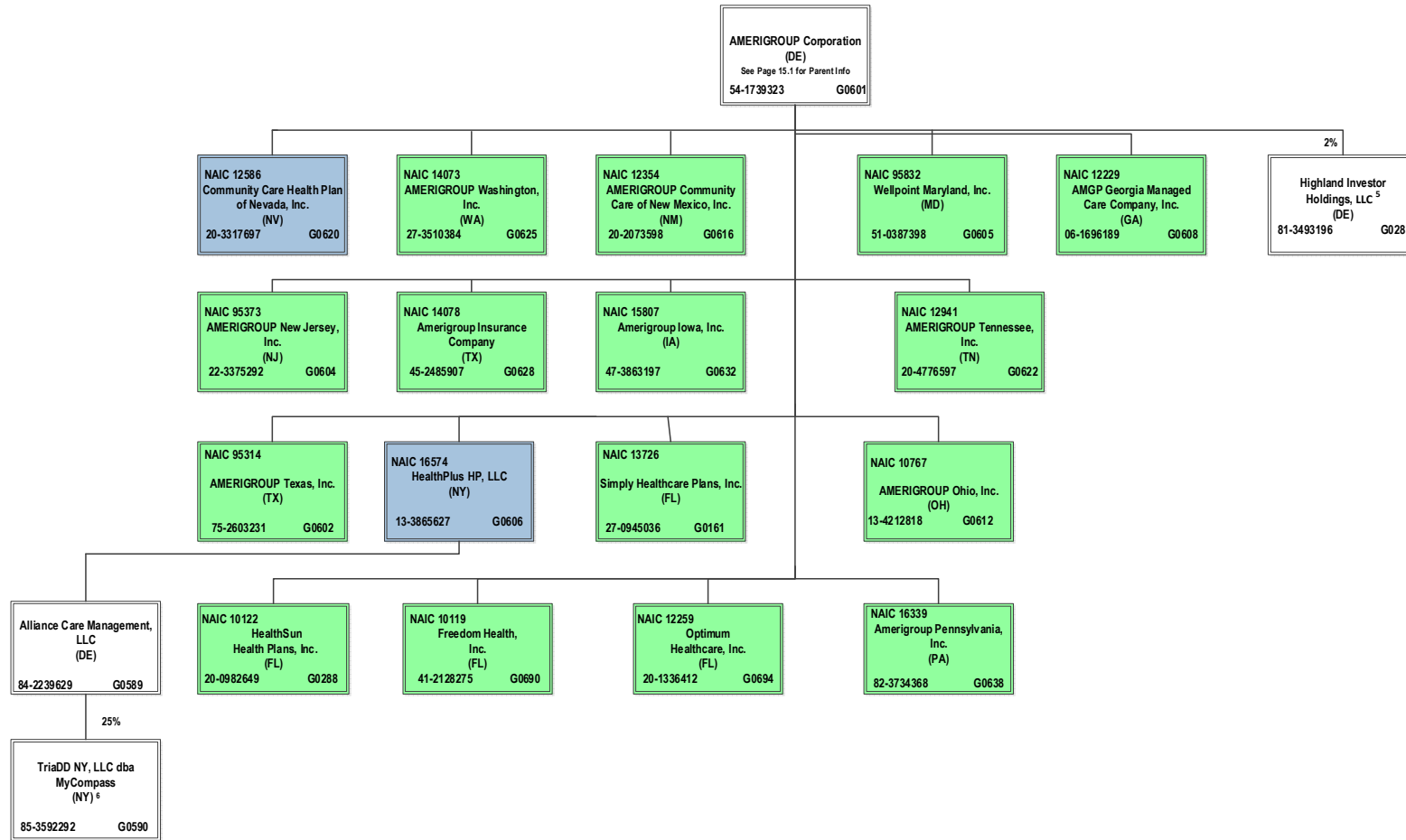
ALL SUBSIDIARIES 100% OWNED AND LLC'S ARE CONTROLLED BY MEMBERS UNLESS OTHERWISE NOTED



**SCHEDULE Y – INFORMATION CONCERNING ACTIVITIES OF INSURER MEMBERS OF A HOLDING COMPANY GROUP**  
**PART 1 – ORGANIZATIONAL CHART**

ALL SUBSIDIARIES 100% OWNED AND LLC'S ARE CONTROLLED BY MEMBERS UNLESS OTHERWISE NOTED

BCBSA Licensee
Regulated Insurance Company
Regulated BCBSA Licensee



15.7

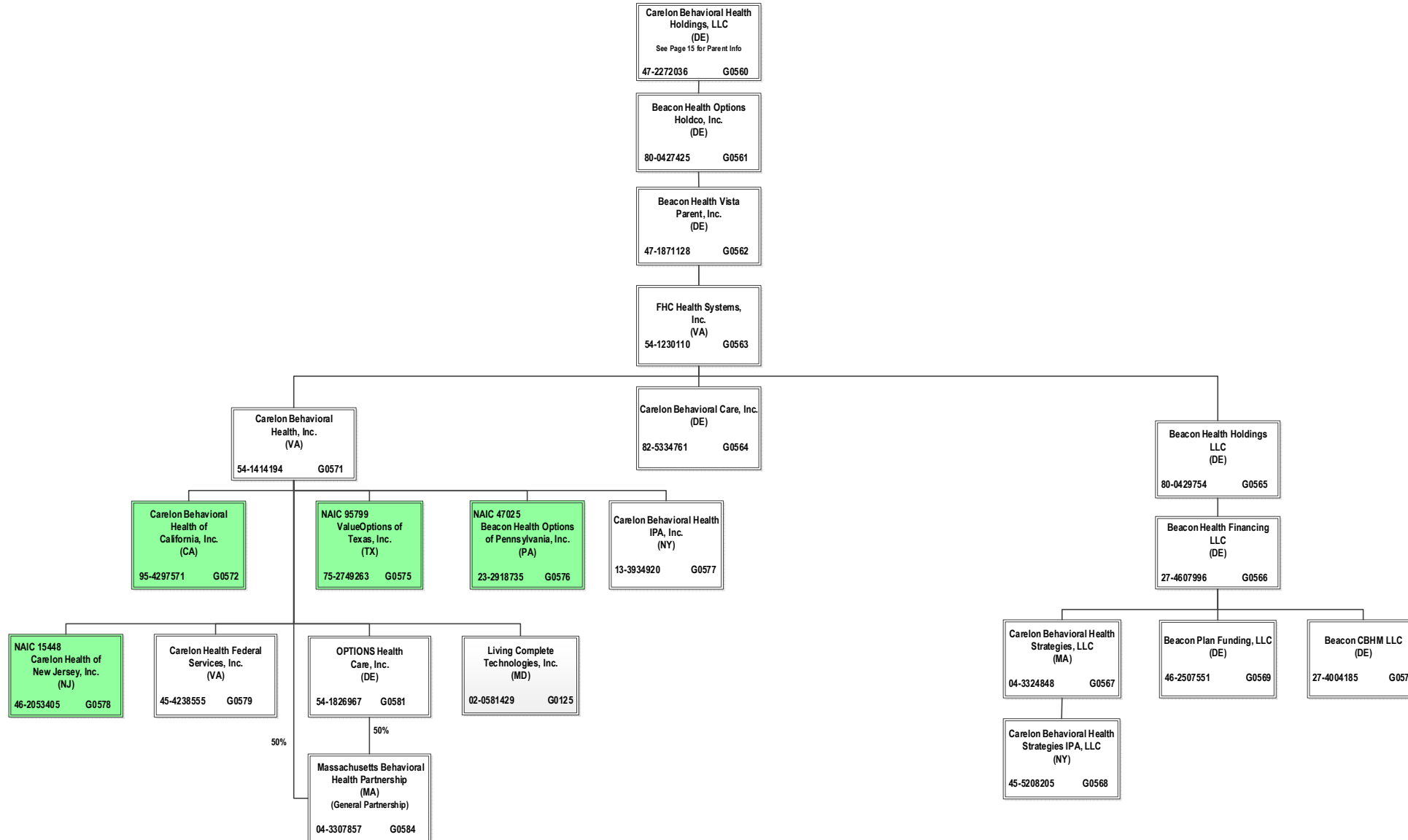
<sup>5</sup> Amerigroup Corporation holds a 2% interest in Highland Investor Holdings, LLC, and ATH Holding Company, LLC holds the remaining 98% interest.

<sup>6</sup> TriADD NY, LLC dba MyCompass is 25% owned by Alliance Care Management, LLC and the remaining 75% interest is owned by unaffiliated investors.

**SCHEDULE Y – INFORMATION CONCERNING ACTIVITIES OF INSURER MEMBERS OF A HOLDING COMPANY GROUP**  
**PART 1 – ORGANIZATIONAL CHART**

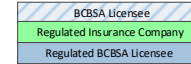
BCBSA Licensee
Regulated Insurance Company
Regulated BCBSA Licensee

ALL SUBSIDIARIES 100% OWNED AND LLC'S ARE CONTROLLED BY MEMBERS UNLESS OTHERWISE NOTED

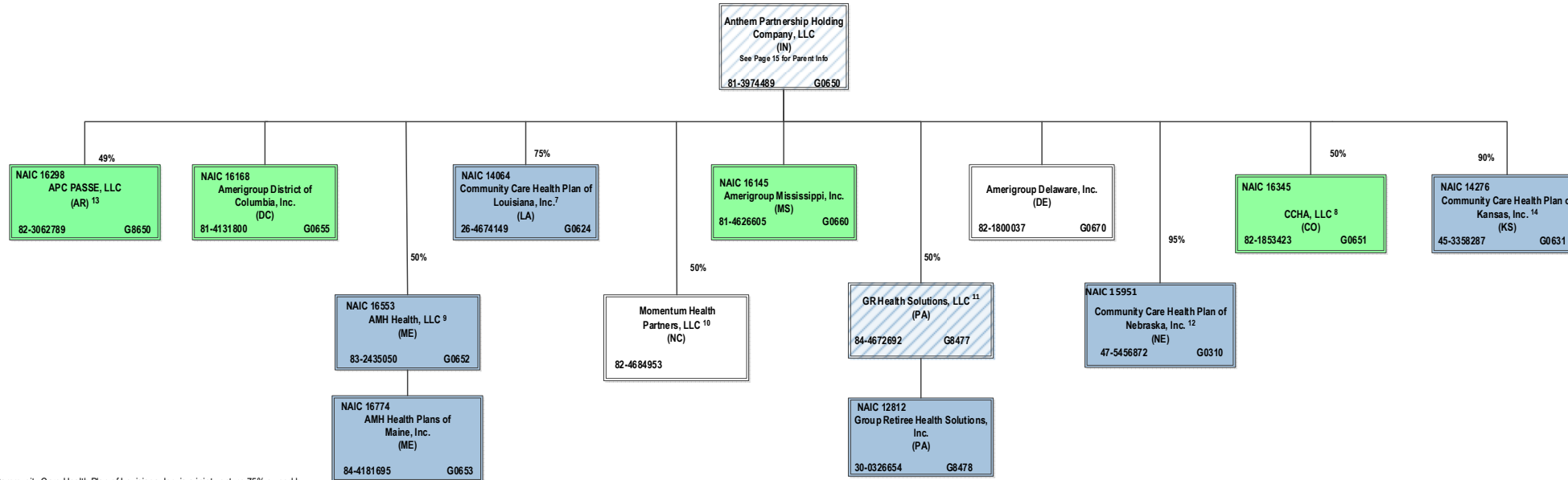


# SCHEDULE Y – INFORMATION CONCERNING ACTIVITIES OF INSURER MEMBERS OF A HOLDING COMPANY GROUP

## PART 1 – ORGANIZATIONAL CHART



ALL SUBSIDIARIES 100% OWNED AND LLC'S ARE CONTROLLED BY MEMBERS UNLESS OTHERWISE NOTED



<sup>7</sup> Community Care Health Plan of Louisiana, Inc. is a joint venture 75% owned by Anthem Partnership Holding Company, LLC and 25% owned by Louisiana Health Service & Indemnity Company d/b/a Blue Cross and Blue Shield of Louisiana (non-affiliate)

<sup>8</sup> CCHA, LLC is a joint venture 50% owned by Anthem Partnership Holding Company, LLC and 50% owned by Colorado Community Health Alliance, LLC (non-affiliate)

<sup>9</sup> AMH Health, LLC is a joint venture 50% owned by MaineHealth (non-affiliate) and 50% owned by Anthem Partnership Holding Company, LLC

<sup>10</sup> Momentum Health Partners, LLC is a joint venture 50% owned by Anthem Partnership Holding Company, LLC and 50% owned by Blue Cross and Blue Shield of North Carolina (non-affiliate)

<sup>11</sup> GR Health Solutions, LLC is a joint venture 50% owned by Anthem Partnership Holding Company, LLC and 50% owned by Independence Blue Cross, LLC (non-affiliate)

<sup>12</sup> Community Care Health Plan of Nebraska, Inc. is a joint venture 95% owned by Anthem Partnership Holding Company, LLC and 5% owned by Blue Cross and Blue Shield of Nebraska, Inc. (non-affiliate)

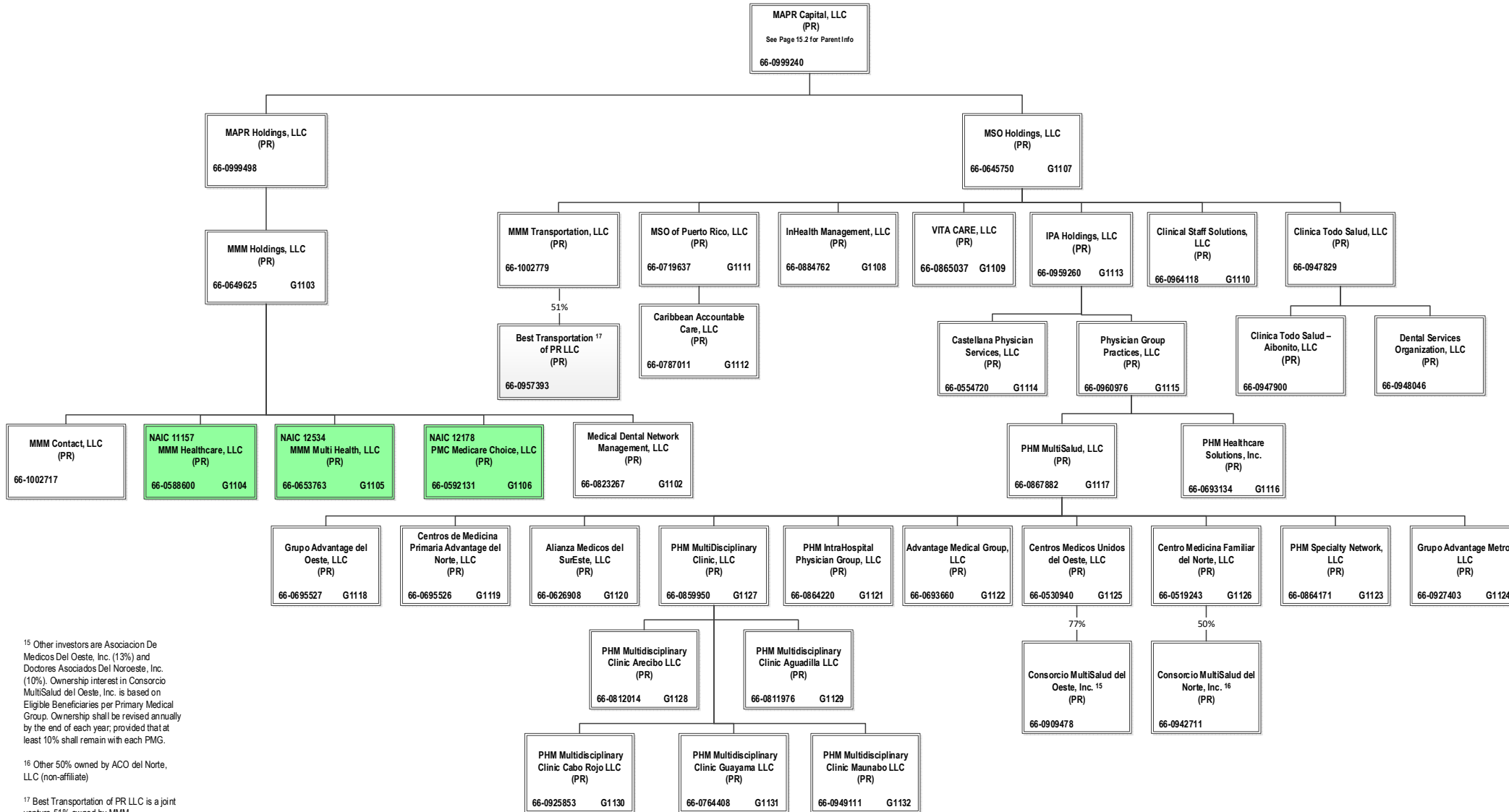
<sup>13</sup> APC PASSE, LLC (regulated entity) is a joint venture 49% owned by Anthem Partnership Holding Company, LLC and 51% owned by Arkansas Provider Coalition, LLC (non-affiliate)

<sup>14</sup> Community Care Health Plan of Kansas, Inc. is a joint venture 90% owned by Anthem Partnership Holding Company, LLC, 5% owned by Blue Cross and Blue Shield of Kansas (non-affiliate) and 5% owned by Blue Cross and Blue Shield of Kansas City (non-affiliate)

**SCHEDULE Y – INFORMATION CONCERNING ACTIVITIES OF INSURER MEMBERS OF A HOLDING COMPANY GROUP**  
**PART 1 – ORGANIZATIONAL CHART**

ALL SUBSIDIARIES 100% OWNED AND LLC'S ARE CONTROLLED BY MEMBERS UNLESS OTHERWISE NOTED

BCBSA Licensee
Regulated Insurance Company
Regulated BCBSA Licensee



<sup>15</sup> Other investors are Asociacion De Medicos Del Oeste, Inc. (13%) and Doctores Asociados Del Noroeste, Inc. (10%). Ownership interest in Consorcio MultiSalud del Oeste, Inc. is based on Eligible Beneficiaries per Primary Medical Group. Ownership shall be revised annually by the end of each year, provided that at least 10% shall remain with each PMG.

<sup>16</sup> Other 50% owned by ACO del Norte, LLC (non-affiliate)

<sup>17</sup> Best Transportation of PR LLC is a joint venture 51% owned by MMM Transportation, LLC and 49% owned by Best Transportation of PR LLC

STATEMENT AS OF MARCH 31, 2023 OF THE Amerigroup Tennessee, Inc.

**SCHEDULE Y**  
**PART 1A - DETAIL OF INSURANCE HOLDING COMPANY SYSTEM**

1	2	3	4	5	6	7	8	9	10	11	12	13	14	15	16
Group Code	Group Name	NAIC Company Code	ID Number	Federal RSSD	CIK	Name of Securities Exchange if Publicly Traded (U.S. or International)	Names of Parent, Subsidiaries Or Affiliates	Domiciliary Location	Relationship to Reporting Entity	Directly Controlled by (Name of Entity/Person)	Type of Control (Ownership, Board, Management, Attorney-in-Fact, Influence, Other)	If Control is Ownership Provide Percentage	Ultimate Controlling Entity(ies)/Person(s)	Is an SCA Filing Required? (Yes/No)	*
.0671	Elevance Health, Inc.		66-0693660		0001156039		Advantage Medical Group, LLC	..PR	..NIA	PHM MultiSalud, LLC	Ownership	100.000	Elevance Health, Inc.	..NO	
.0671	Elevance Health, Inc.		66-0626908		0001156039		Alianza Medicos del SurEste, LLC	..PR	..NIA	PHM MultiSalud, LLC	Ownership	100.000	Elevance Health, Inc.	..NO	
.0671	Elevance Health, Inc.		84-2239629		0001156039		Alliance Care Management, LLC	..DE	..NIA	HealthPlus HP, LLC	Ownership	100.000	Elevance Health, Inc.	..NO	
.0671	Elevance Health, Inc.	12354	20-2073598		0001156039		AMERIGROUP Community Care of New Mexico, Inc.	..NM	..IA	AMERIGROUP Corporation	Ownership	100.000	Elevance Health, Inc.	..NO	
.0671	Elevance Health, Inc.		54-1739323		0001156039		AMERIGROUP Corporation	..DE	..UDP	ATH Holding Company, LLC	Ownership	100.000	Elevance Health, Inc.	..NO	
.0671	Elevance Health, Inc.		82-1800037		0001156039		AMERIGROUP Delaware, Inc.	..DE	..NIA	Anthem Partnership Holding Company, LLC	Ownership	100.000	Elevance Health, Inc.	..NO	
.0671	Elevance Health, Inc.	16168	81-4131800		0001156039		Amerigroup District of Columbia, Inc.	..DC	..IA	Anthem Partnership Holding Company, LLC	Ownership	100.000	Elevance Health, Inc.	..NO	
.0671	Elevance Health, Inc.	14078	45-2485907		0001156039		Amerigroup Insurance Company	..TX	..IA	AMERIGROUP Corporation	Ownership	100.000	Elevance Health, Inc.	..NO	
.0671	Elevance Health, Inc.	15807	47-3863197		0001156039		AMERIGROUP Iowa, Inc.	..IA	..IA	AMERIGROUP Corporation	Ownership	100.000	Elevance Health, Inc.	..NO	
.0671	Elevance Health, Inc.		45-4985009		0001156039		Amerigroup IPA of New York, LLC	..NY	..NIA	CareMore, LLC	Ownership	100.000	Elevance Health, Inc.	..NO	
.0671	Elevance Health, Inc.	16145	81-4626605		0001156039		Amerigroup Mississippi, Inc.	..MS	..IA	Anthem Partnership Holding Company, LLC	Ownership	100.000	Elevance Health, Inc.	..NO	
.0671	Elevance Health, Inc.	95373	22-3375292		0001156039		AMERIGROUP New Jersey, Inc.	..NJ	..IA	AMERIGROUP Corporation	Ownership	100.000	Elevance Health, Inc.	..NO	
.0671	Elevance Health, Inc.	10767	13-4212818		0001156039		AMERIGROUP Ohio, Inc.	..OH	..IA	AMERIGROUP Corporation	Ownership	100.000	Elevance Health, Inc.	..NO	
.0671	Elevance Health, Inc.		36-3897080		0001156039		Amerigroup Partnership Plan, LLC	..IL	..NIA	Health Ventures Partner, L.L.C.	Ownership	75.000	Elevance Health, Inc.	..NO	
.0671	Elevance Health, Inc.		36-3897080		0001156039		Amerigroup Partnership Plan, LLC	..IL	..NIA	UNICARE Illinois Services, Inc.	Ownership	25.000	Elevance Health, Inc.	..NO	
.0671	Elevance Health, Inc.	16339	82-3734368		0001156039		Amerigroup Pennsylvania, Inc.	..PA	..IA	AMERIGROUP Corporation	Ownership	100.000	Elevance Health, Inc.	..NO	
.0671	Elevance Health, Inc.	12941	20-4776597		0001156039		AMERIGROUP Tennessee, Inc.	..TN	..RE	AMERIGROUP Corporation	Ownership	100.000	Elevance Health, Inc.	..NO	
.0671	Elevance Health, Inc.	95314	75-2603231		0001156039		AMERIGROUP Texas, Inc.	..TX	..IA	AMERIGROUP Corporation	Ownership	100.000	Elevance Health, Inc.	..NO	
.0671	Elevance Health, Inc.	14073	27-3510384		0001156039		AMERIGROUP Washington, Inc.	..WA	..IA	AMERIGROUP Corporation	Ownership	100.000	Elevance Health, Inc.	..NO	
.0671	Elevance Health, Inc.	12229	06-1696189		0001156039		AMGP Georgia Managed Care Company, Inc.	..GA	..IA	AMERIGROUP Corporation	Ownership	100.000	Elevance Health, Inc.	..NO	
.0671	Elevance Health, Inc.	16774	84-4181695		0001156039		AMH Health Plans of Maine, Inc.	..ME	..IA	AMH Health, LLC	Ownership	100.000	Elevance Health, Inc.	..NO	
.0671	Elevance Health, Inc.	16553	83-2435050		0001156039		AMH Health, LLC	..ME	..IA	Anthem Partnership Holding Company, LLC	Ownership	50.000	Elevance Health, Inc.	..NO	0105
.0671	Elevance Health, Inc.	62825	95-4331852		0001156039		Anthem Blue Cross Life and Health Insurance Company	..CA	..IA	WellPoint California Services, Inc.	Ownership	100.000	Elevance Health, Inc.	..NO	
.0671	Elevance Health, Inc.		35-1898945		0001156039		Anthem Financial, Inc.	..DE	..NIA	Associated Group, Inc.	Ownership	100.000	Elevance Health, Inc.	..NO	
.0671	Elevance Health, Inc.	95120	61-1237516		0001156039		Anthem Health Plans of Kentucky, Inc.	..KY	..IA	ATH Holding Company, LLC	Ownership	100.000	Elevance Health, Inc.	..NO	
.0671	Elevance Health, Inc.	52618	31-1705652		0001156039		Anthem Health Plans of Maine, Inc.	..ME	..IA	ATH Holding Company, LLC	Ownership	100.000	Elevance Health, Inc.	..NO	
.0671	Elevance Health, Inc.	53759	02-0510530		0001156039		Anthem Health Plans of New Hampshire, Inc.	..NH	..IA	ATH Holding Company, LLC	Ownership	100.000	Elevance Health, Inc.	..NO	
.0671	Elevance Health, Inc.	71835	54-0357120	40003317	0001156039		Anthem Health Plans of Virginia, Inc.	..VA	..IA	Anthem Southeast, Inc.	Ownership	100.000	Elevance Health, Inc.	..NO	
.0671	Elevance Health, Inc.	60217	06-1475928		0001156039		Anthem Health Plans, Inc.	..CT	..IA	ATH Holding Company, LLC	Ownership	100.000	Elevance Health, Inc.	..NO	
.0671	Elevance Health, Inc.		61-1459939		0001156039		Anthem Holding Corp.	..IN	..NIA	Elevance Health, Inc.	Ownership	100.000	Elevance Health, Inc.	..NO	
.0671	Elevance Health, Inc.	28207	35-0781558		0001156039		Anthem Insurance Companies, Inc.	..IN	..IA	Elevance Health, Inc.	Ownership	100.000	Elevance Health, Inc.	..NO	
.0671	Elevance Health, Inc.	15543	47-0992859		0001156039		Anthem Kentucky Managed Care Plan, Inc.	..KY	..IA	ATH Holding Company, LLC	Ownership	100.000	Elevance Health, Inc.	..NO	
.0671	Elevance Health, Inc.	13573	20-5876774		0001156039		Anthem Life & Disability Insurance Company	..NY	..IA	WellPoint Acquisition, LLC	Ownership	100.000	Elevance Health, Inc.	..NO	
.0671	Elevance Health, Inc.	61069	35-0980405		0001156039		Anthem Life Insurance Company	..IN	..IA	Service, Inc.	Ownership	100.000	Elevance Health, Inc.	..NO	
.0671	Elevance Health, Inc.		81-3974489		0001156039		Anthem Partnership Holding Company, LLC	..IN	..NIA	Elevance Health, Inc.	Ownership	100.000	Elevance Health, Inc.	..NO	
.0671	Elevance Health, Inc.		32-0031791		0001156039		Anthem Southeast, Inc.	..IN	..NIA	Elevance Health, Inc.	Ownership	100.000	Elevance Health, Inc.	..NO	
.0671	Elevance Health, Inc.		30-0606541		0001156039		Anthem Workers' Compensation, LLC	..IN	..NIA	Anthem Blue Cross Life and Health Insurance Company	Ownership	75.000	Elevance Health, Inc.	..NO	
.0671	Elevance Health, Inc.		30-0606541		0001156039		Anthem Workers' Compensation, LLC	..IN	..NIA	HealthLink, Inc.	Ownership	25.000	Elevance Health, Inc.	..NO	
.0671	Elevance Health, Inc.	16298	82-3062789		0001156039		APC Passe, LLC	..AR	..NIA	Anthem Partnership Holding Company, LLC	Ownership	49.000	Elevance Health, Inc.	..NO	0113
.0671	Elevance Health, Inc.		80-0531799		0001156039		Applied Pathways, LLC	..IL	..NIA	Carelon Medical Benefits Management, Inc.	Ownership	53.520	Elevance Health, Inc.	..NO	
.0671	Elevance Health, Inc.		80-0531799		0001156039		Applied Pathways, LLC	..IL	..NIA	HEP AP Holdings, Inc.	Ownership	46.480	Elevance Health, Inc.	..NO	
.0671	Elevance Health, Inc.		87-4518697		0001156039		APR, LLC	..IN	..NIA	ATH Holding Company, LLC	Ownership	100.000	Elevance Health, Inc.	..NO	
.0671	Elevance Health, Inc.		95-4640529		0001156039		Arcus Enterprises, Inc.	..DE	..NIA	Anthem Holding Corp.	Ownership	100.000	Elevance Health, Inc.	..NO	
.0671	Elevance Health, Inc.		90-1057454		0001156039		Aspire Health, Inc.	..DE	..NIA	Nash Holding Company, LLC	Ownership	100.000	Elevance Health, Inc.	..NO	
.0671	Elevance Health, Inc.		35-1292384		0001156039		Associated Group, Inc.	..IN	..NIA	Anthem Insurance Companies, Inc.	Ownership	100.000	Elevance Health, Inc.	..NO	

STATEMENT AS OF MARCH 31, 2023 OF THE Amerigroup Tennessee, Inc.

**SCHEDULE Y**

**PART 1A - DETAIL OF INSURANCE HOLDING COMPANY SYSTEM**

1	2	3	4	5	6	7	8	9	10	11	12	13	14	15	16
Group Code	Group Name	NAIC Company Code	ID Number	Federal RSSD	CIK	Name of Securities Exchange if Publicly Traded (U.S. or International)	Names of Parent, Subsidiaries Or Affiliates	Domiciliary Location	Relationship to Reporting Entity	Directly Controlled by (Name of Entity/Person)	Type of Control (Ownership, Board, Management, Attorney-in-Fact, Influence, Other)	If Control is Ownership Provide Percentage	Ultimate Controlling Entity(ies)/Person(s)	Is an SCA Filing Required? (Yes/No)	*
.0671	Elevance Health, Inc.		11-3713086		0001156039		ATH Holding Company, LLC	..IN.	UIP	Elevance Health, Inc.	Ownership	100.000	Elevance Health, Inc.	..NO.	
.0671	Elevance Health, Inc.		35-2129194		0001156039		AUMSI UM Services, Inc.	..IN.	NIA	UNICARE Specialty Services, Inc.	Ownership	100.000	Elevance Health, Inc.	..NO.	
.0671	Elevance Health, Inc.		27-4004185		0001156039		Beacon CBM LLC	..DE.	NIA	Beacon Health Financing LLC	Ownership	100.000	Elevance Health, Inc.	..NO.	
.0671	Elevance Health, Inc.		27-4607996		0001156039		Beacon Health Financing LLC	..DE.	NIA	Beacon Health Holdings, LLC	Ownership	100.000	Elevance Health, Inc.	..NO.	
.0671	Elevance Health, Inc.		80-0429754		0001156039		Beacon Health Holdings, LLC	..DE.	NIA	FHC Health Systems, Inc.	Ownership	100.000	Elevance Health, Inc.	..NO.	
.0671	Elevance Health, Inc.		80-0427425		0001156039		Beacon Health Options Holdco, Inc.	..DE.	NIA	Carelon Behavioral Health Holdings, LLC	Ownership	100.000	Elevance Health, Inc.	..NO.	
.0671	Elevance Health, Inc.	47025	23-2918735		0001156039		Beacon Health Options of Pennsylvania, Inc.	..PA.	IA	Carelon Behavioral Health, Inc.	Ownership	100.000	Elevance Health, Inc.	..NO.	
.0671	Elevance Health, Inc.		47-1871128		0001156039		Beacon Health Vista Parent, Inc.	..DE.	NIA	Beacon Health Options Holdco, Inc.	Ownership	100.000	Elevance Health, Inc.	..NO.	
.0671	Elevance Health, Inc.		46-2507551		0001156039		Beacon Plan Funding, LLC	..DE.	NIA	Beacon Health Financing LLC	Ownership	100.000	Elevance Health, Inc.	..NO.	
.0671	Elevance Health, Inc.		66-0957393		0001156039		Best Transportation, LLC	..PR.	NIA	MM Transportation, LLC	Ownership	51.000	Elevance Health, Inc.	..NO.	
.0671	Elevance Health, Inc.		85-0609453		0001156039		BioPlus Parent, LLC	..DE.	NIA	ATH Holding Company, LLC	Ownership	100.000	Elevance Health, Inc.	..NO.	
.0671	Elevance Health, Inc.		59-2920860		0001156039		BioPlus Specialty Pharmacy Services, LLC	..FL.	NIA	BioPlus Parent, LLC	Ownership	100.000	Elevance Health, Inc.	..NO.	
.0671	Elevance Health, Inc.	96962	58-1638390		0001156039		Blue Cross Blue Shield Healthcare Plan of Georgia, Inc.	..GA.	IA	Cerulean Companies, Inc.	Ownership	100.000	Elevance Health, Inc.	..NO.	
.0671	Elevance Health, Inc.	54003	39-0138065		0001156039		Blue Cross Blue Shield of Wisconsin	..WI.	IA	Crossroads Acquisition Corp.	Ownership	100.000	Elevance Health, Inc.	..NO.	
.0671	Elevance Health, Inc.		95-3760980		0001156039		Blue Cross of California	..CA.	IA	WellPoint California Services, Inc.	Ownership	100.000	Elevance Health, Inc.	..NO.	0101
.0671	Elevance Health, Inc.		20-2994048		0001156039		Blue Cross of California Partnership Plan, Inc.	..CA.	IA	Blue Cross of California	Ownership	100.000	Elevance Health, Inc.	..NO.	0101
.0671	Elevance Health, Inc.		82-5334761		0001156039		Carelon Behavioral Care, Inc.	..DE.	NIA	FHC Health Systems, Inc.	Ownership	100.000	Elevance Health, Inc.	..NO.	
.0671	Elevance Health, Inc.		47-2272036		0001156039		Carelon Behavioral Health Holdings, LLC	..DE.	NIA	Elevance Health, Inc.	Ownership	100.000	Elevance Health, Inc.	..NO.	
.0671	Elevance Health, Inc.		13-39324920		0001156039		Carelon Behavioral Health IPA, Inc.	..NY.	NIA	Carelon Behavioral Health, Inc.	Ownership	100.000	Elevance Health, Inc.	..NO.	
.0671	Elevance Health, Inc.		95-4297571		0001156039		Carelon Behavioral Health of California, Inc.	..CA.	IA	Carelon Behavioral Health, Inc.	Ownership	100.000	Elevance Health, Inc.	..NO.	0101
.0671	Elevance Health, Inc.		45-5208205		0001156039		Carelon Behavioral Health Strategies IPA, LLC	..NY.	NIA	Beacon Health Strategies LLC	Ownership	100.000	Elevance Health, Inc.	..NO.	
.0671	Elevance Health, Inc.		04-3324848		0001156039		Carelon Behavioral Health Strategies, LLC	..MA.	NIA	Beacon Health Financing LLC	Ownership	100.000	Elevance Health, Inc.	..NO.	
.0671	Elevance Health, Inc.		54-1414194		0001156039		Carelon Behavioral Health, Inc.	..VA.	NIA	FHC Health Systems, Inc.	Ownership	100.000	Elevance Health, Inc.	..NO.	
.0671	Elevance Health, Inc.		98-1492098		0001156039		Carelon Digital Platforms Israel Ltd.	..ISR.	NIA	Carelon Holdings I, Inc.	Ownership	100.000	Elevance Health, Inc.	..NO.	
.0671	Elevance Health, Inc.		84-1782311		0001156039		Carelon Digital Platforms, Inc.	..IN.	NIA	ATH Holding Company, LLC	Ownership	100.000	Elevance Health, Inc.	..NO.	
.0671	Elevance Health, Inc.		46-0613946		0001156039		Carelon Employment Company, LLC.	..IN.	NIA	The Elevance Health Companies, Inc.	Ownership	100.000	Elevance Health, Inc.	..NO.	
.0671	Elevance Health, Inc.		98-1397080		0001156039		Carelon Global Solutions India LLP	..IN.	NIA	Carelon Holdings I, Inc.	Ownership	99.000	Elevance Health, Inc.	..NO.	
.0671	Elevance Health, Inc.		98-1397080		0001156039		Carelon Global Solutions India LLP	..IN.	NIA	Carelon Holdings II, LLC	Ownership	1.000	Elevance Health, Inc.	..NO.	
.0671	Elevance Health, Inc.				0001156039		Carelon Global Solutions Ireland Limited	..IRL.	NIA	Carelon Holdings I, Inc.	Ownership	100.000	Elevance Health, Inc.	..NO.	
.0671	Elevance Health, Inc.		98-1490582		0001156039		Carelon Global Solutions Philippines, Inc.	..PHL.	NIA	Carelon Holdings I, Inc.	Ownership	100.000	Elevance Health, Inc.	..NO.	
.0671	Elevance Health, Inc.		66-0976533		0001156039		Carelon Global Solutions Puerto Rico, L.L.C.	..PR.	NIA	Carelon Holdings I, Inc.	Ownership	100.000	Elevance Health, Inc.	..NO.	
.0671	Elevance Health, Inc.		87-2164713		0001156039		Carelon Global Solutions U.S., Inc.	..IN.	NIA	Carelon Holdings I, Inc.	Ownership	100.000	Elevance Health, Inc.	..NO.	
.0671	Elevance Health, Inc.		45-4238555		0001156039		Carelon Health Federal Services, Inc.	..VA.	NIA	Carelon Behavioral Health, Inc.	Ownership	100.000	Elevance Health, Inc.	..NO.	
.0671	Elevance Health, Inc.	15448	46-2053405		0001156039		Carelon Health of New Jersey, Inc.	..NJ.	IA	Carelon Behavioral Health, Inc.	Ownership	100.000	Elevance Health, Inc.	..NO.	
.0671	Elevance Health, Inc.		54-1237939		0001156039		Carelon Health Solutions, Inc.	..VA.	NIA	Southeast Services, Inc.	Ownership	100.000	Elevance Health, Inc.	..NO.	
.0671	Elevance Health, Inc.		82-3030791		0001156039		Carelon Holdings I, Inc.	..IN.	NIA	Elevance Health, Inc.	Ownership	100.000	Elevance Health, Inc.	..NO.	
.0671	Elevance Health, Inc.		82-3031178		0001156039		Carelon Holdings II, LLC	..IN.	NIA	Carelon Holdings I, Inc.	Ownership	100.000	Elevance Health, Inc.	..NO.	
.0671	Elevance Health, Inc.		82-3027094		0001156039		Carelon Holdings, Inc.	..IN.	NIA	Elevance Health, Inc.	Ownership	100.000	Elevance Health, Inc.	..NO.	
.0671	Elevance Health, Inc.		82-3300542		0001156039		Carelon Insights, Inc.	..IN.	NIA	Carelon Holdings, Inc.	Ownership	100.000	Elevance Health, Inc.	..NO.	
.0671	Elevance Health, Inc.		36-3892630		0001156039		Carelon Medical Benefits Management, Inc.	..IL.	NIA	Imaging Management Holdings, L.L.C.	Ownership	100.000	Elevance Health, Inc.	..NO.	
.0671	Elevance Health, Inc.		47-4671638		0001156039		Carelon Post Acute Solutions, Inc.	..DE.	NIA	myNEXUS Management, Inc.	Ownership	100.000	Elevance Health, Inc.	..NO.	
.0671	Elevance Health, Inc.		51-0365660		0001156039		Carelon Research, Inc.	..DE.	NIA	Arcus Enterprises, Inc.	Ownership	100.000	Elevance Health, Inc.	..NO.	
.0671	Elevance Health, Inc.		47-3025203		0001156039		Carelon Rx Pharmacy, Inc.	..DE.	NIA	CarelonRx, Inc.	Ownership	100.000	Elevance Health, Inc.	..NO.	
.0671	Elevance Health, Inc.		39-2013971		0001156039		Carelon Subrogation, LLC	..WI.	NIA	CompCare Health Services Insurance Corporation	Ownership	100.000	Elevance Health, Inc.	..NO.	



STATEMENT AS OF MARCH 31, 2023 OF THE Amerigroup Tennessee, Inc.

**SCHEDULE Y**  
**PART 1A - DETAIL OF INSURANCE HOLDING COMPANY SYSTEM**

1	2	3	4	5	6	7	8	9	10	11	12	13	14	15	16
Group Code	Group Name	NAIC Company Code	ID Number	Federal RSSD	CIK	Name of Securities Exchange if Publicly Traded (U.S. or International)	Names of Parent, Subsidiaries Or Affiliates	Domiciliary Location	Relationship to Reporting Entity	Directly Controlled by (Name of Entity/Person)	Type of Control (Ownership, Board, Management, Attorney-in-Fact, Influence, Other)	If Control is Ownership Provide Percentage	Ultimate Controlling Entity(ies)/Person(s)	Is an SCA Filing Required? (Yes/No)	*
.0671	Elevance Health, Inc.		82-3062245		0001156039		CarelonRx, Inc.	..IN.....	NIA.....	Carelon Holdings, Inc.	Ownership.....	100.000	Elevance Health, Inc.	..NO.....	
.0671	Elevance Health, Inc.		86-2365191		0001156039		CareMore Health IPA of New York, Inc.	..NY.....	NIA.....	CareMore Health System	Ownership.....	100.000	Elevance Health, Inc.	..NO.....	
.0671	Elevance Health, Inc.		92-0997812		0001156039		Caremore Health of Arizona, Inc.	..AZ.....	NIA.....	CareMore Health System	Ownership.....	100.000	Elevance Health, Inc.	..NO.....	
.0671	Elevance Health, Inc.		95-4694706		0001156039		CareMore Health Plan	..CA.....	IA.....	CareMore Health System	Ownership.....	100.000	Elevance Health, Inc.	..NO.....	0101
.0671	Elevance Health, Inc.	13562	38-3795280		0001156039		CareMore Health Plan of Arizona, Inc.	..AZ.....	IA.....	CareMore Health System	Ownership.....	100.000	Elevance Health, Inc.	..NO.....	
.0671	Elevance Health, Inc.	13605	26-4001602		0001156039		CareMore Health Plan of Nevada	..NV.....	IA.....	CareMore Health System	Ownership.....	100.000	Elevance Health, Inc.	..NO.....	
.0671	Elevance Health, Inc.		27-1625392		0001156039		CareMore Health Plan of Texas, Inc.	..TX.....	NIA.....	CareMore Health System	Ownership.....	100.000	Elevance Health, Inc.	..NO.....	
.0671	Elevance Health, Inc.		20-2076421		0001156039		CareMore Health System	..CA.....	NIA.....	ATH Holding Company, LLC	Ownership.....	100.000	Elevance Health, Inc.	..NO.....	
.0671	Elevance Health, Inc.		32-0373216		0001156039		Caremore, LLC	..IN.....	NIA.....	CareMore Health System	Ownership.....	100.000	Elevance Health, Inc.	..NO.....	
.0671	Elevance Health, Inc.		66-0787011		0001156039		Caribbean Accountable Care, LLC	..PR.....	NIA.....	MSO of Puerto Rico, LLC	Ownership.....	100.000	Elevance Health, Inc.	..NO.....	
.0671	Elevance Health, Inc.		66-0554720		0001156039		Castellana Physician Services, LLC	..PR.....	NIA.....	IPA Holdings, LLC	Ownership.....	100.000	Elevance Health, Inc.	..NO.....	
.0671	Elevance Health, Inc.	16345	82-1853423		0001156039		CCHA, LLC	..CO.....	IA.....	Anthem Partnership Holding Company, LLC	Ownership.....	50.000	Elevance Health, Inc.	..NO.....	0102
.0671	Elevance Health, Inc.		66-0695526		0001156039		Centros de Medicina Primaria Advantage del Norte, LLC	..PR.....	NIA.....	PHM MultiSalud, LLC	Ownership.....	100.000	Elevance Health, Inc.	..NO.....	
.0671	Elevance Health, Inc.		66-0519243		0001156039		Centros Medicina Familiar del Norte, LLC	..PR.....	NIA.....	PHM MultiSalud, LLC	Ownership.....	100.000	Elevance Health, Inc.	..NO.....	
.0671	Elevance Health, Inc.		66-0530940		0001156039		Centros Medicos Unidos del Oeste, LLC	..PR.....	NIA.....	PHM MultiSalud, LLC	Ownership.....	100.000	Elevance Health, Inc.	..NO.....	
.0671	Elevance Health, Inc.		58-2217138		0001156039		Cerulean Companies, Inc.	..GA.....	NIA.....	Anthem Holding Corp.	Ownership.....	100.000	Elevance Health, Inc.	..NO.....	
.0671	Elevance Health, Inc.		39-1413702		0001156039		Claim Management Services, Inc.	..WI.....	NIA.....	Blue Cross Blue Shield of Wisconsin	Ownership.....	100.000	Elevance Health, Inc.	..NO.....	
.0671	Elevance Health, Inc.		66-0947829		0001156039		Clinica Todo Salud, LLC	..PR.....	NIA.....	MSO Holdings, LLC	Ownership.....	100.000	Elevance Health, Inc.	..NO.....	
.0671	Elevance Health, Inc.		66-0947900		0001156039		Clinica Todo Salud-Aibonito, LLC	..PR.....	NIA.....	Clinica Todo Salud, LLC	Ownership.....	100.000	Elevance Health, Inc.	..NO.....	
.0671	Elevance Health, Inc.		66-0964118		0001156039		Clinical Staff Solutions, LLC	..PR.....	NIA.....	MSO Holdings, LLC	Ownership.....	100.000	Elevance Health, Inc.	..NO.....	
.0671	Elevance Health, Inc.	14276	45-3358287		0001156039		Community Care Health Plan of Kansas, Inc.	..KS.....	IA.....	Anthem Partnership Holding Company, LLC	Ownership.....	90.000	Elevance Health, Inc.	..NO.....	0112
.0671	Elevance Health, Inc.		26-4674149		0001156039		Community Care Health Plan of Louisiana, Inc.	..LA.....	IA.....	Anthem Partnership Holding Company, LLC	Ownership.....	75.000	Elevance Health, Inc.	..NO.....	0104
.0671	Elevance Health, Inc.	15951	47-5456872		0001156039		Community Care Health Plan of Nebraska, Inc	..NE.....	IA.....	Anthem Partnership Holding Company, LLC	Ownership.....	95.000	Elevance Health, Inc.	..NO.....	0110
.0671	Elevance Health, Inc.	12586	20-3317697		0001156039		Community Care Health Plan of Nevada, Inc.	..NV.....	IA.....	AMERIGROUP Corporation	Ownership.....	100.000	Elevance Health, Inc.	..NO.....	
.0671	Elevance Health, Inc.	10345	31-1440175		0001156039		Community Insurance Company	..OH.....	IA.....	ATH Holding Company, LLC	Ownership.....	100.000	Elevance Health, Inc.	..NO.....	
.0671	Elevance Health, Inc.	95693	39-1462554		0001156039		CompCare Health Services Insurance Corporation	..WI.....	IA.....	Blue Cross Blue Shield of Wisconsin	Ownership.....	100.000	Elevance Health, Inc.	..NO.....	
.0671	Elevance Health, Inc.		66-0942711		0001156039		Consortio MultiSalud del Norte, Inc.	..PR.....	NIA.....	Centros Medicina Familiar del Norte, LLC	Ownership.....	50.000	Elevance Health, Inc.	..NO.....	0108
.0671	Elevance Health, Inc.		66-0909478		0001156039		Consortio MultiSalud del Oeste, Inc.	..PR.....	NIA.....	Centros Medicos Unidos del Oeste, LLC	Ownership.....	77.000	Elevance Health, Inc.	..NO.....	0103
.0671	Elevance Health, Inc.		20-0334650		0001156039		Crossroads Acquisition Corp.	..DE.....	NIA.....	Anthem Holding Corp.	Ownership.....	100.000	Elevance Health, Inc.	..NO.....	
.0671	Elevance Health, Inc.		41-1905556		0001156039		DeCare Analytics, LLC	..MN.....	NIA.....	DeCare Dental, LLC	Ownership.....	100.000	Elevance Health, Inc.	..NO.....	
.0671	Elevance Health, Inc.		02-0574609		0001156039		DeCare Dental Health International, LLC	..MN.....	NIA.....	DeCare Dental, LLC	Ownership.....	100.000	Elevance Health, Inc.	..NO.....	
.0671	Elevance Health, Inc.				0001156039		DeCare Dental Insurance Ireland, Ltd.	..IRL.....	NIA.....	DeCare Dental, LLC	Ownership.....	100.000	Elevance Health, Inc.	..NO.....	
.0671	Elevance Health, Inc.		73-1665525		0001156039		DeCare Dental Networks, LLC	..MN.....	NIA.....	DeCare Dental, LLC	Ownership.....	100.000	Elevance Health, Inc.	..NO.....	
.0671	Elevance Health, Inc.		01-0822645		0001156039		DeCare Dental, LLC	..MN.....	NIA.....	Anthem Holding Corp.	Ownership.....	100.000	Elevance Health, Inc.	..NO.....	
.0671	Elevance Health, Inc.				0001156039		DeCare Operations Ireland, Limited	..IRL.....	NIA.....	DeCare Dental, LLC	Ownership.....	100.000	Elevance Health, Inc.	..NO.....	
.0671	Elevance Health, Inc.		20-0660775		0001156039		Delivery Network, LLC	..FL.....	NIA.....	Highland Acquisition Holdings, LLC	Ownership.....	100.000	Elevance Health, Inc.	..NO.....	
.0671	Elevance Health, Inc.		66-0948046		0001156039		Dental Services Organization, LLC	..PR.....	NIA.....	Clinica Todo Salud, LLC	Ownership.....	100.000	Elevance Health, Inc.	..NO.....	
.0671	Elevance Health, Inc.		26-2544715		0001156039		Designated Agent Company, Inc.	..KY.....	NIA.....	Anthem Health Plans of Kentucky, Inc.	Ownership.....	100.000	Elevance Health, Inc.	..NO.....	
.0671	Elevance Health, Inc.		45-3666871		0001156039		Dogwood Pharmacy, LLC	..FL.....	NIA.....	BioPlus Parent, LLC	Ownership.....	100.000	Elevance Health, Inc.	..NO.....	
.0671	Elevance Health, Inc.		27-2844373		0001156039		EasyScripts Cutler Bay, LLC	..FL.....	NIA.....	Highland Acquisition Holdings, LLC	Ownership.....	100.000	Elevance Health, Inc.	..NO.....	
.0671	Elevance Health, Inc.		26-2974996		0001156039		EasyScripts Hialeah, LLC	..FL.....	NIA.....	Highland Acquisition Holdings, LLC	Ownership.....	100.000	Elevance Health, Inc.	..NO.....	
.0671	Elevance Health, Inc.		30-0478573		0001156039		EasyScripts LLC	..FL.....	NIA.....	Highland Acquisition Holdings, LLC	Ownership.....	100.000	Elevance Health, Inc.	..NO.....	
.0671	Elevance Health, Inc.		46-0613819		0001156039		EasyScripts Westchester, LLC	..FL.....	NIA.....	Highland Acquisition Holdings, LLC	Ownership.....	100.000	Elevance Health, Inc.	..NO.....	
.0671	Elevance Health, Inc.		13-3934328		0001156039		EHC Benefits Agency, Inc.	..NY.....	NIA.....	WellPoint Holding Corp	Ownership.....	100.000	Elevance Health, Inc.	..NO.....	
.0671	Elevance Health, Inc.		35-2145715		0001156039	New York Stock Exchange (NYSE)	Elevance Health, Inc.	..IN.....	UIP.....		Ownership.....		Elevance Health, Inc.	..NO.....	

STATEMENT AS OF MARCH 31, 2023 OF THE Amerigroup Tennessee, Inc.

**SCHEDULE Y**  
**PART 1A - DETAIL OF INSURANCE HOLDING COMPANY SYSTEM**

1	2	3	4	5	6	7	8	9	10	11	12	13	14	15	16
Group Code	Group Name	NAIC Company Code	ID Number	Federal RSSD	CIK	Name of Securities Exchange if Publicly Traded (U.S. or International)	Names of Parent, Subsidiaries Or Affiliates	Domiciliary Location	Relationship to Reporting Entity	Directly Controlled by (Name of Entity/Person)	Type of Control (Ownership, Board, Management, Attorney-in-Fact, Influence, Other)	If Control is Ownership Provide Percentage	Ultimate Controlling Entity(ies)/Person(s)	Is an SCA Filing Required? (Yes/No)	*
.0671	Elevance Health, Inc.	55093	23-7391136		0001156039		Empire HealthChoice Assurance, Inc.	NY	IA	WellPoint Holding Corp	Ownership	100.000	Elevance Health, Inc.	NO	
.0671	Elevance Health, Inc.	95433	13-3874803		0001156039		Empire HealthChoice HMO, Inc.	NY	IA	Empire HealthChoice Assurance, Inc.	Ownership	100.000	Elevance Health, Inc.	NO	
.0671	Elevance Health, Inc.		26-4286154		0001156039		Federal Government Solutions, LLC	WI	NIA	ATH Holding Company, LLC	Ownership	100.000	Elevance Health, Inc.	NO	
.0671	Elevance Health, Inc.		54-1230110		0001156039		FHC Health Systems, Inc.	VA	NIA	Beacon Health Vista Parent, Inc.	Ownership	100.000	Elevance Health, Inc.	NO	
.0671	Elevance Health, Inc.	10119	41-2128275		0001156039		Freedom Health, Inc.	FL	IA	AMERIGROUP Corporation	Ownership	100.000	Elevance Health, Inc.	NO	
.0671	Elevance Health, Inc.				0001156039		Freedom SPV, Inc.	DE	NIA	ATH Holding Company, LLC	Ownership	100.000	Elevance Health, Inc.	NO	
.0671	Elevance Health, Inc.		95-2907752		0001156039		Golden West Health Plan, Inc.	CA	IA	WellPoint California Services, Inc.	Ownership	100.000	Elevance Health, Inc.	NO	0101
.0671	Elevance Health, Inc.		84-4672692		0001156039		GR Health Solutions LLC	PA	NIA	Anthem Partnership Holding Company, LLC Blue Cross Blue Shield Healthcare Plan of Georgia, Inc.	Ownership	50.000	Elevance Health, Inc.	NO	0107
.0671	Elevance Health, Inc.	97217	58-1473042		0001156039		Greater Georgia Life Insurance Company	GA	IA	Georgia, Inc.	Ownership	100.000	Elevance Health, Inc.	NO	
.0671	Elevance Health, Inc.	12812	30-0326654		0001156039		Group Retiree Health Solutions, Inc.	PA	IA	GR Health Solutions LLC	Ownership	100.000	Elevance Health, Inc.	NO	
.0671	Elevance Health, Inc.		66-0695527		0001156039		Grupo Advantage del Oeste, LLC	PR	NIA	PHM MultiSalud, LLC	Ownership	100.000	Elevance Health, Inc.	NO	
.0671	Elevance Health, Inc.		66-0927403		0001156039		Grupo Advantage Metro, LLC	PR	NIA	PHM MultiSalud, LLC	Ownership	100.000	Elevance Health, Inc.	NO	
.0671	Elevance Health, Inc.	16426	82-1820099		0001156039		Health Colorado, Inc.	CO	IA	Carelon Behavioral Health, Inc.	Ownership	16.670	Elevance Health, Inc.	NO	0109
.0671	Elevance Health, Inc.		36-3897701		0001156039		Health Ventures Partner, L.L.C.	IL	NIA	UNICARE National Services, Inc.	Ownership	100.000	Elevance Health, Inc.	NO	
.0671	Elevance Health, Inc.	95169	54-1356687		0001156039		HealthKeepers, Inc.	VA	IA	Anthem Southeast, Inc.	Ownership	92.510	Elevance Health, Inc.	NO	
.0671	Elevance Health, Inc.	95169	54-1356687		0001156039		HealthKeepers, Inc.	VA	IA	UNICARE National Services, Inc.	Ownership	7.490	Elevance Health, Inc.	NO	
.0671	Elevance Health, Inc.		43-1616135		0001156039		HealthLink Administrators, Inc.	MO	NIA	HealthLink, Inc.	Ownership	100.000	Elevance Health, Inc.	NO	
.0671	Elevance Health, Inc.		43-1364135		0001156039		HealthLink, Inc.	IL	NIA	RightCHOICE Managed Care, Inc.	Ownership	100.000	Elevance Health, Inc.	NO	
.0671	Elevance Health, Inc.	16574	13-3865627		0001156039		HealthPlus HP, LLC	NY	IA	AMERIGROUP Corporation	Ownership	100.000	Elevance Health, Inc.	NO	0100
.0671	Elevance Health, Inc.	10122	20-0982649		0001156039		HealthSun Health Plans, Inc.	FL	IA	AMERIGROUP Corporation	Ownership	100.000	Elevance Health, Inc.	NO	
.0671	Elevance Health, Inc.		46-3434016		0001156039		HealthSun Physicians Network 1, LLC	FL	NIA	HealthSun Physicians Network, LLC	Ownership	100.000	Elevance Health, Inc.	NO	
.0671	Elevance Health, Inc.		46-5250294		0001156039		HealthSun Physicians Network, LLC	FL	NIA	Delivery Network, LLC	Ownership	100.000	Elevance Health, Inc.	NO	
.0671	Elevance Health, Inc.	78972	86-0257201		0001156039		Healthy Alliance Life Insurance Company	MO	IA	RightCHOICE Managed Care, Inc.	Ownership	100.000	Elevance Health, Inc.	NO	
.0671	Elevance Health, Inc.		47-3953545		0001156039		HEP AP Holdings, Inc.	DE	NIA	Imaging Management Holdings, L.L.C.	Ownership	100.000	Elevance Health, Inc.	NO	
.0671	Elevance Health, Inc.		81-3471305		0001156039		Highland Acquisition Holdings, LLC	DE	NIA	Highland Intermediate Holdings, LLC	Ownership	100.000	Elevance Health, Inc.	NO	
.0671	Elevance Health, Inc.		81-3487249		0001156039		Highland Intermediate Holdings, LLC	DE	NIA	Highland Investor Holdings, LLC	Ownership	100.000	Elevance Health, Inc.	NO	
.0671	Elevance Health, Inc.		81-3493196		0001156039		Highland Investor Holdings, LLC	DE	NIA	ATH Holding Company, LLC	Ownership	98.000	Elevance Health, Inc.	NO	
.0671	Elevance Health, Inc.		81-3493196		0001156039		Highland Investor Holdings, LLC	DE	NIA	AMERIGROUP Corporation Rocky Mountain Hospital and Medical Service, Inc.	Ownership	2.000	Elevance Health, Inc.	NO	
.0671	Elevance Health, Inc.	95473	84-1017384		0001156039		HMO Colorado, Inc.	CO	IA	Service, Inc.	Ownership	100.000	Elevance Health, Inc.	NO	
.0671	Elevance Health, Inc.	95358	37-1216698		0001156039		HMO Missouri, Inc.	MO	IA	RightCHOICE Managed Care, Inc.	Ownership	100.000	Elevance Health, Inc.	NO	
.0671	Elevance Health, Inc.		83-2158120		0001156039		IEC Group Holdings, Inc.	ID	NIA	ATH Holding Company, LLC	Ownership	100.000	Elevance Health, Inc.	NO	
.0671	Elevance Health, Inc.		82-0497661		0001156039		IEC Group, Inc. d/b/a AmeriBen	ID	NIA	IEC Group Holdings, Inc.	Ownership	100.000	Elevance Health, Inc.	NO	
.0671	Elevance Health, Inc.		75-2619605		0001156039		Imaging Management Holdings, L.L.C.	DE	NIA	ATH Holding Company, LLC	Ownership	100.000	Elevance Health, Inc.	NO	
.0671	Elevance Health, Inc.		66-0884762		0001156039		InHealth Management, LLC	PR	NIA	MSO Holdings, LLC	Ownership	100.000	Elevance Health, Inc.	NO	
.0671	Elevance Health, Inc.		66-0959260		0001156039		IPA Holdings, LLC	PR	NIA	MSO Holdings, LLC	Ownership	100.000	Elevance Health, Inc.	NO	
.0671	Elevance Health, Inc.		02-0581429		0001156039		Living Complete Technologies, Inc.	MD	NIA	Carelon Behavioral Health, Inc.	Ownership	100.000	Elevance Health, Inc.	NO	
.0671	Elevance Health, Inc.		66-0999240		0001156039		MAPR Capital, LLC	PR	NIA	MAPR Global, LLC	Ownership	100.000	Elevance Health, Inc.	NO	
.0671	Elevance Health, Inc.		66-0999355		0001156039		MAPR Global, LLC	PR	NIA	APR, LLC	Ownership	100.000	Elevance Health, Inc.	NO	
.0671	Elevance Health, Inc.		66-0999498		0001156039		MAPR Holdings, LLC	PR	NIA	MAPR Capital, LLC	Ownership	100.000	Elevance Health, Inc.	NO	
.0671	Elevance Health, Inc.		04-3307857		0001156039		Massachusetts Behavioral Health Partnership	MA	NIA	Carelon Behavioral Health, Inc.	Ownership	50.000	Elevance Health, Inc.	NO	
.0671	Elevance Health, Inc.		04-3307857		0001156039		Massachusetts Behavioral Health Partnership	MA	NIA	OPTIONS Health Care, Inc. Anthem Health Plans of New Hampshire, Inc.	Ownership	50.000	Elevance Health, Inc.	NO	
.0671	Elevance Health, Inc.	95527	02-0494919		0001156039		Matthew Thornton Health Plan, Inc.	NH	IA		Ownership	100.000	Elevance Health, Inc.	NO	
.0671	Elevance Health, Inc.		66-0823267		0001156039		Medical Dental Network Management, LLC	PR	NIA	MMM Holdings, LLC	Ownership	100.000	Elevance Health, Inc.	NO	
.0671	Elevance Health, Inc.	12913	20-5862801		0001156039		Missouri Care, Incorporated	MO	IA	ATH Holding Company, LLC	Ownership	100.000	Elevance Health, Inc.	NO	
.0671	Elevance Health, Inc.		66-1002717		0001156039		MMM Contact, LLC	PR	IA	MMM Holdings, LLC	Ownership	100.000	Elevance Health, Inc.	NO	
.0671	Elevance Health, Inc.	11157	66-0588600		0001156039		MMM Healthcare, LLC	PR	IA	MMM Holdings, LLC	Ownership	100.000	Elevance Health, Inc.	NO	

STATEMENT AS OF MARCH 31, 2023 OF THE Amerigroup Tennessee, Inc.

**SCHEDULE Y**  
**PART 1A - DETAIL OF INSURANCE HOLDING COMPANY SYSTEM**

1	2	3	4	5	6	7	8	9	10	11	12	13	14	15	16
Group Code	Group Name	NAIC Company Code	ID Number	Federal RSSD	CIK	Name of Securities Exchange if Publicly Traded (U.S. or International)	Names of Parent, Subsidiaries Or Affiliates	Domi-ciliary Location	Relation-ship to Reporting Entity	Directly Controlled by (Name of Entity/Person)	Type of Control (Ownership, Board, Management, Attorney-in-Fact, Influence, Other)	If Control is Ownership Provide Percentage	Ultimate Controlling Entity(ies)/Person(s)	Is an SCA Filing Re-quired? (Yes/No)	*
.0671	Elevance Health, Inc.		66-0649625		0001156039		MMM Holdings, LLC	PR	NIA	MAPR Holdings, LLC	Ownership	100.000	Elevance Health, Inc.	NO	
.0671	Elevance Health, Inc.	12534	66-0653763		0001156039		MMM Multi Health, LLC	PR	IA	MMM Holdings, LLC	Ownership	100.000	Elevance Health, Inc.	NO	
.0671	Elevance Health, Inc.		66-1002779		0001156039		MMM Transportation, LLC	PR	NIA	MSO Holdings, LLC	Ownership	100.000	Elevance Health, Inc.	NO	
.0671	Elevance Health, Inc.		82-4684953		0001156039		Momentum Health Partners, LLC	NC	NIA	Anthem Partnership Holding Company, LLC	Ownership	50.000	Elevance Health, Inc.	NO	0106
.0671	Elevance Health, Inc.		66-0645750		0001156039		MISO Holdings, LLC	PR	NIA	MAPR Capital, LLC	Ownership	100.000	Elevance Health, Inc.	NO	
.0671	Elevance Health, Inc.		66-0719637		0001156039		MISO of Puerto Rico, LLC	PR	NIA	MISO Holdings, LLC	Ownership	100.000	Elevance Health, Inc.	NO	
.0671	Elevance Health, Inc.		84-1811105		0001156039		myNEXUS Holdings, Inc.	DE	NIA	ATH Holding Company, LLC	Ownership	100.000	Elevance Health, Inc.	NO	
.0671	Elevance Health, Inc.		84-1801030		0001156039		myNEXUS Management, Inc.	DE	NIA	myNEXUS Holdings, Inc.	Ownership	100.000	Elevance Health, Inc.	NO	
.0671	Elevance Health, Inc.		81-4603181		0001156039		myNEXUS NPHO of TEXAS	TX	NIA	Carelon Post Acute Solutions, Inc.	Ownership	100.000	Elevance Health, Inc.	NO	
.0671	Elevance Health, Inc.		85-0541810		0001156039		myNEXUS NY IPA, LLC	NY	NIA	Carelon Post Acute Solutions, Inc.	Ownership	100.000	Elevance Health, Inc.	NO	
.0671	Elevance Health, Inc.		83-0892028		0001156039		Nash Holding Company, LLC	DE	NIA	ATH Holding Company, LLC	Ownership	100.000	Elevance Health, Inc.	NO	
.0671	Elevance Health, Inc.		35-1840597		0001156039		National Government Services, Inc.	IN	NIA	Federal Government Solutions, LLC	Ownership	100.000	Elevance Health, Inc.	NO	
.0671	Elevance Health, Inc.		04-2919509		0001156039		New England Research Institute, Inc.	MA	NIA	Carelon Research, Inc.	Ownership	100.000	Elevance Health, Inc.	NO	
.0671	Elevance Health, Inc.		81-5476630		0001156039		NGS Federal, LLC	IN	NIA	Federal Government Solutions, LLC	Ownership	100.000	Elevance Health, Inc.	NO	
.0671	Elevance Health, Inc.	12259	20-1336412		0001156039		Optimum Healthcare, Inc.	FL	IA	AMERIGROUP Corporation	Ownership	100.000	Elevance Health, Inc.	NO	
.0671	Elevance Health, Inc.		54-1826967		0001156039		OPTIONS Health Care, Inc.	DE	NIA	Carelon Behavioral Health, Inc.	Ownership	100.000	Elevance Health, Inc.	NO	
.0671	Elevance Health, Inc.		27-1991772		0001156039		Pasteur Medical Bird Road, LLC	FL	NIA	Highland Acquisition Holdings, LLC	Ownership	100.000	Elevance Health, Inc.	NO	
.0671	Elevance Health, Inc.		20-2749389		0001156039		Pasteur Medical Center, LLC	DE	NIA	Highland Acquisition Holdings, LLC	Ownership	100.000	Elevance Health, Inc.	NO	
.0671	Elevance Health, Inc.		27-1366915		0001156039		Pasteur Medical Cutler Bay, LLC	FL	NIA	Highland Acquisition Holdings, LLC	Ownership	100.000	Elevance Health, Inc.	NO	
.0671	Elevance Health, Inc.		20-0610128		0001156039		Pasteur Medical Group, LLC	FL	NIA	Highland Acquisition Holdings, LLC	Ownership	100.000	Elevance Health, Inc.	NO	
.0671	Elevance Health, Inc.		37-1668303		0001156039		Pasteur Medical Hialeah Gardens, LLC	FL	NIA	Highland Acquisition Holdings, LLC	Ownership	100.000	Elevance Health, Inc.	NO	
.0671	Elevance Health, Inc.		47-3464152		0001156039		Pasteur Medical Kendall, LLC	FL	NIA	Highland Acquisition Holdings, LLC	Ownership	100.000	Elevance Health, Inc.	NO	
.0671	Elevance Health, Inc.		27-2810478		0001156039		Pasteur Medical Management, LLC	FL	NIA	Highland Acquisition Holdings, LLC	Ownership	100.000	Elevance Health, Inc.	NO	
.0671	Elevance Health, Inc.		33-1217936		0001156039		Pasteur Medical Miami Gardens, LLC	FL	NIA	Highland Acquisition Holdings, LLC	Ownership	100.000	Elevance Health, Inc.	NO	
.0671	Elevance Health, Inc.		27-2651017		0001156039		Pasteur Medical North Miami Beach, LLC	FL	NIA	Highland Acquisition Holdings, LLC	Ownership	100.000	Elevance Health, Inc.	NO	
.0671	Elevance Health, Inc.		26-0813665		0001156039		Pasteur Medical Partners, LLC	FL	NIA	Highland Acquisition Holdings, LLC	Ownership	100.000	Elevance Health, Inc.	NO	
.0671	Elevance Health, Inc.		66-0693134		0001156039		PHM Healthcare Solutions, Inc.	PR	NIA	Physician Group Practices, LLC	Ownership	100.000	Elevance Health, Inc.	NO	
.0671	Elevance Health, Inc.		66-0864220		0001156039		PHM IntraHospital Physician Group, LLC	PR	NIA	PHM MultiSalud, LLC	Ownership	100.000	Elevance Health, Inc.	NO	
.0671	Elevance Health, Inc.		66-0811976		0001156039		PHM Multidisciplinary Clinic Aguadilla LLC	PR	NIA	PHM MultiDisciplinary Clinic, LLC	Ownership	100.000	Elevance Health, Inc.	NO	
.0671	Elevance Health, Inc.		66-0812014		0001156039		PHM Multidisciplinary Clinic Arecibo LLC	PR	NIA	PHM MultiDisciplinary Clinic, LLC	Ownership	100.000	Elevance Health, Inc.	NO	
.0671	Elevance Health, Inc.		66-0925853		0001156039		PHM Multidisciplinary Clinic Cabo Rojo LLC	PR	NIA	PHM MultiDisciplinary Clinic, LLC	Ownership	100.000	Elevance Health, Inc.	NO	
.0671	Elevance Health, Inc.		66-0764408		0001156039		PHM Multidisciplinary Clinic Guayama LLC	PR	NIA	PHM MultiDisciplinary Clinic, LLC	Ownership	100.000	Elevance Health, Inc.	NO	
.0671	Elevance Health, Inc.		66-0949111		0001156039		PHM Multidisciplinary Clinic Maunabo LLC	PR	NIA	PHM MultiDisciplinary Clinic, LLC	Ownership	100.000	Elevance Health, Inc.	NO	
.0671	Elevance Health, Inc.		66-0859950		0001156039		PHM MultiDisciplinary Clinic, LLC	PR	NIA	PHM MultiSalud, LLC	Ownership	100.000	Elevance Health, Inc.	NO	
.0671	Elevance Health, Inc.		66-0867882		0001156039		PHM MultiSalud, LLC	PR	NIA	Physician Group Practices, LLC	Ownership	100.000	Elevance Health, Inc.	NO	
.0671	Elevance Health, Inc.		66-0864171		0001156039		PHM Specialty Network, LLC	PR	NIA	PHM MultiSalud, LLC	Ownership	100.000	Elevance Health, Inc.	NO	
.0671	Elevance Health, Inc.		66-0960976		0001156039		Physician Group Practices, LLC	PR	NIA	IPA Holdings, LLC	Ownership	100.000	Elevance Health, Inc.	NO	
.0671	Elevance Health, Inc.	12178	66-0592131		0001156039		PMC Medicare Choice, LLC	PR	IA	MMM Holdings, LLC	Ownership	100.000	Elevance Health, Inc.	NO	
.0671	Elevance Health, Inc.				0001156039		Raina Rx LLC	NY	NIA	BioPlus Parent, LLC	Ownership	100.000	Elevance Health, Inc.	NO	
.0671	Elevance Health, Inc.		47-0851593		0001156039		RightCHOICE Managed Care, Inc.	DE	NIA	Anthem Holding Corp.	Ownership	100.000	Elevance Health, Inc.	NO	
.0671	Elevance Health, Inc.		45-3667026		0001156039		River Medical Pharmacy, LLC	FL	NIA	BioPlus Parent, LLC	Ownership	100.000	Elevance Health, Inc.	NO	
.0671	Elevance Health, Inc.				0001156039		Rocky Mountain Hospital and Medical Service, Inc.	CO	IA	ATH Holding Company, LLC	Ownership	100.000	Elevance Health, Inc.	NO	
.0671	Elevance Health, Inc.		46-2787212		0001156039		Santa Barbara Specialty Pharmacy, LLC	CA	NIA	BioPlus Parent, LLC	Ownership	100.000	Elevance Health, Inc.	NO	
.0671	Elevance Health, Inc.		20-0473316		0001156039		SellCore, Inc.	DE	NIA	Elevance Health, Inc.	Ownership	100.000	Elevance Health, Inc.	NO	
.0671	Elevance Health, Inc.	13726	27-0945036		0001156039		Simply Healthcare Plans, Inc.	FL	IA	AMERIGROUP Corporation	Ownership	100.000	Elevance Health, Inc.	NO	
.0671	Elevance Health, Inc.		55-0712302		0001156039		Southeast Services, Inc.	VA	NIA	Anthem Southeast, Inc.	Ownership	100.000	Elevance Health, Inc.	NO	
.0671	Elevance Health, Inc.		45-4071004		0001156039		State Sponsored Services, Inc.	IN	NIA	UNICARE Specialty Services, Inc.	Ownership	100.000	Elevance Health, Inc.	NO	

STATEMENT AS OF MARCH 31, 2023 OF THE Amerigroup Tennessee, Inc.

**SCHEDULE Y**  
**PART 1A - DETAIL OF INSURANCE HOLDING COMPANY SYSTEM**

1	2	3	4	5	6	7	8	9	10	11	12	13	14	15	16
Group Code	Group Name	NAIC Company Code	ID Number	Federal RSSD	CIK	Name of Securities Exchange if Publicly Traded (U.S. or International)	Names of Parent, Subsidiaries Or Affiliates	Domiciliary Location	Relationship to Reporting Entity	Directly Controlled by (Name of Entity/Person)	Type of Control (Ownership, Board, Management, Attorney-in-Fact, Influence, Other)	If Control is Ownership Provide Percentage	Ultimate Controlling Entity(ies)/Person(s)	Is an SCA Filing Required? (Yes/No)	*
.0671	Elevance Health, Inc.		45-5443372		0001156039		The Elevance Health Companies of California, Inc.	..CA	.....NIA	ATH Holding Company, LLC	Ownership	100.000	Elevance Health, Inc.	..NO	
.0671	Elevance Health, Inc.		35-1835818		0001156039		The Elevance Health Companies, Inc.	..IN	.....NIA	ATH Holding Company, LLC	Ownership	100.000	Elevance Health, Inc.	..NO	
.0671	Elevance Health, Inc.				0001156039		TriadDD NY, LLC dba MyCompass	..NY	.....NIA	Alliance Care Management, LLC	Ownership	25.000	Elevance Health, Inc.	..NO	0111
.0671	Elevance Health, Inc.		43-1967924		0001156039		TrustSolutions, LLC	..WI	.....NIA	Federal Government Solutions, LLC	Ownership	100.000	Elevance Health, Inc.	..NO	
.0671	Elevance Health, Inc.	11810	84-1620480		0001156039		UNICARE Health Plan of West Virginia, Inc.	..WV	.....IA	UNICARE National Services, Inc.	Ownership	100.000	Elevance Health, Inc.	..NO	
.0671	Elevance Health, Inc.		36-3899137		0001156039		UNICARE Illinois Services, Inc.	..IL	.....NIA	UNICARE National Services, Inc.	Ownership	100.000	Elevance Health, Inc.	..NO	
.0671	Elevance Health, Inc.	80314	52-0913817		0001156039		UNICARE Life & Health Insurance Company	..IN	.....IA	UNICARE National Services, Inc.	Ownership	100.000	Elevance Health, Inc.	..NO	
.0671	Elevance Health, Inc.		95-4635507		0001156039		UNICARE National Services, Inc.	..DE	.....NIA	Anthem Holding Corp.	Ownership	100.000	Elevance Health, Inc.	..NO	
.0671	Elevance Health, Inc.		77-0494551		0001156039		UNICARE Specialty Services, Inc.	..DE	.....NIA	Anthem Holding Corp.	Ownership	100.000	Elevance Health, Inc.	..NO	
.0671	Elevance Health, Inc.	95799	75-2749263		0001156039		ValueOptions of Texas, Inc.	..TX	.....IA	Carelon Behavioral Health, Inc.	Ownership	100.000	Elevance Health, Inc.	..NO	
.0671	Elevance Health, Inc.		66-0865037		0001156039		VITA CARE, LLC	..PR	.....NIA	MSO Holdings, LLC	Ownership	100.000	Elevance Health, Inc.	..NO	
.0671	Elevance Health, Inc.		20-0660563		0001156039		WellMax Health Medical Centers, LLC	..FL	.....NIA	Delivery Network, LLC	Ownership	100.000	Elevance Health, Inc.	..NO	
.0671	Elevance Health, Inc.		20-0660644		0001156039		WellMax Health Physicians Network, LLC	..FL	.....NIA	Delivery Network, LLC	Ownership	100.000	Elevance Health, Inc.	..NO	
.0671	Elevance Health, Inc.		20-4405193		0001156039		WellPoint Acquisition, LLC	..IN	.....NIA	Elevance Health, Inc.	Ownership	100.000	Elevance Health, Inc.	..NO	
.0671	Elevance Health, Inc.		95-4640531		0001156039		WellPoint California Services, Inc.	..DE	.....NIA	Anthem Holding Corp.	Ownership	100.000	Elevance Health, Inc.	..NO	
.0671	Elevance Health, Inc.		95-4657170		0001156039		WellPoint Dental Services, Inc.	..IN	.....NIA	UNICARE Specialty Services, Inc.	Ownership	100.000	Elevance Health, Inc.	..NO	
.0671	Elevance Health, Inc.		47-2546820		0001156039		Wellpoint Federal Corporation	..IN	.....NIA	Federal Government Solutions, LLC	Ownership	100.000	Elevance Health, Inc.	..NO	
.0671	Elevance Health, Inc.		81-2874917		0001156039		WellPoint Health Solutions, Inc.	..DE	.....NIA	Federal Government Solutions, LLC	Ownership	100.000	Elevance Health, Inc.	..NO	
.0671	Elevance Health, Inc.		20-3620996		0001156039		WellPoint Holding Corp	..DE	.....NIA	Elevance Health, Inc.	Ownership	100.000	Elevance Health, Inc.	..NO	
.0671	Elevance Health, Inc.		45-2736438		0001156039		WellPoint Information Technology Services, Inc.	..CA	.....NIA	Blue Cross of California	Ownership	100.000	Elevance Health, Inc.	..NO	
.0671	Elevance Health, Inc.		36-4595641		0001156039		WellPoint Insurance Services, Inc.	..HI	.....NIA	Elevance Health, Inc.	Ownership	100.000	Elevance Health, Inc.	..NO	
.0671	Elevance Health, Inc.	95832	51-0387398		0001156039		Wellpoint Maryland, Inc.	..MD	.....IA	AMERIGROUP Corporation	Ownership	100.000	Elevance Health, Inc.	..NO	
.0671	Elevance Health, Inc.	15929	47-5569628		0001156039		Wisconsin Collaborative Insurance Company	..WI	.....IA	Crossroads Acquisition Corp.	Ownership	100.000	Elevance Health, Inc.	..NO	

Asterisk	Explanation
0100	Insurer is deemed to be an insurance affiliate in column 10 and has an NAIC Company Code in column 3. However, it does not file an NAIC statutory statement because it is regulated by the New York State Department of Health.
0101	Insurer is deemed to be an insurance affiliate in column 10, but does not have an NAIC Company Code in column 3 because it is regulated by the California Department of Managed Health Care.
0102	CCHA, LLC is a joint venture 50% owned by Anthem Partnership Holding Company, LLC and 50% owned by Colorado Community Health Alliance, LLC, a non-affiliate.
0103	Owned 77% by Centros Medicos Unidos del Oeste, LLC, 13% by Asociacion de Medicos del Oeste, Inc. (a non-affiliate) and 10% by Doctores Asociados del Noroeste, Inc. (a non-affiliate).
0104	Community Care Health Plan of Louisiana, Inc. is a joint venture 75% owned by Anthem Partnership Holding Company, LLC and 25% owned by Louisiana Health Service & Indemnity Company d/b/a Blue Cross and Blue Shield of Louisiana (a non-affiliate).
0105	AMH Health, LLC is a joint venture 50% owned by Anthem Partnership Holding Company, LLC and 50% by MaineHealth, a non-affiliate.
0106	Momentum Health Partners, LLC is a joint venture 50% owned by Anthem Partnership Holding Company, LLC and 50% owned by Blue Cross and Blue Shield of North Carolina, a non-affiliate.
0107	GR Health Solutions, LLC is a joint venture 50% owned by Anthem Partnership Holding Company, LLC and 50% owned by Independence Blue Cross, LLC, a non-affiliate.
0108	Owned 50% by Centro Medicina Familiar del Norte, LLC and 50% by ACO del Norte, LLC, a non-affiliated entity.
0109	83.33% owned by unaffiliated investors
0110	Community Care Health Plan of Nebraska, Inc. is a joint venture 95% owned by Anthem Partnership Holding Company, LLC and 5% owned by Blue Cross and Blue Shield of Nebraska, a non-affiliate.
0111	TriadDD NY, LLC dba MyCompass (NY) is owned 25% by Alliance Care Management, LLC and 75% by non-affiliates.
0112	Community Care Health Plan of Kansas, Inc. is a joint venture 90% owned by Anthem Partnership Holding Company, LLC, 5% owned by Blue Cross and Blue Shield of Kansas (a non-affiliate), and 5% owned by Blue Cross and Blue Shield of Kansas City, a non-affiliate.
0113	APC Passe, LLC is 49% owned by Anthem Partnership Holding Company, LLC and 51% owned by the Arkansas Provider Coalition, LLC, which is not affiliated with Anthem, Inc.

# SUPPLEMENTAL EXHIBITS AND SCHEDULES INTERROGATORIES

The following supplemental reports are required to be filed as part of your statement filing. However, in the event that your company does not transact the type of business for which the special report must be filed, your response of NO to the specific interrogatory will be accepted in lieu of filing a "NONE" report and a bar code will be printed below. If the supplement is required of your company but is not being filed for whatever reason enter SEE EXPLANATION and provide an explanation following the interrogatory questions.

	Response
1. Will the Medicare Part D Coverage Supplement be filed with the state of domicile and the NAIC with this statement? .....	NO

**AUGUST FILING**

2. Will the regulator-only (non-public) Communication of Internal Control Related Matters Noted in Audit be filed with the state of domicile and electronically with the NAIC (as a regulator-only non-public document) by August 1? The response for 1st and 3rd quarters should be N/A. A NO response resulting with a bar code is only appropriate in the 2nd quarter. ....	N/A
--	-----

Explanation:

1.

Bar Code:

1. Medicare Part D Coverage Supplement [Document Identifier 365]



**OVERFLOW PAGE FOR WRITE-INS**

Additional Write-ins for Liabilities Line 23

	Current Period			Prior Year
	1 Covered	2 Uncovered	3 Total	4 Total
2304. Other Liabilities .....	2,024,330		2,024,330	2,211,479
2397. Summary of remaining write-ins for Line 23 from overflow page	2,024,330	0	2,024,330	2,211,479

STATEMENT AS OF MARCH 31, 2023 OF THE Amerigroup Tennessee, Inc.

**SCHEDULE A - VERIFICATION**

Real Estate

	1 Year to Date	2 Prior Year Ended December 31
1. Book/adjusted carrying value, December 31 of prior year .....		
2. Cost of acquired:		
2.1 Actual cost at time of acquisition .....		
2.2 Additional investment made after acquisition .....		
3. Current year change in encumbrances .....		
4. Total gain (loss) on disposals .....		
5. Deduct amounts received on disposals .....		
6. Total foreign exchange change in book/adjusted carrying value .....		
7. Deduct current year's other than temporary impairment recognized .....		
8. Deduct current year's depreciation .....		
9. Book/adjusted carrying value at the end of current period (Lines 1+2+3+4-5+6-7-8) .....		
10. Deduct total nonadmitted amounts .....		
11. Statement value at end of current period (Line 9 minus Line 10)		

**NONE**

**SCHEDULE B - VERIFICATION**

Mortgage Loans

	1 Year to Date	2 Prior Year Ended December 31
1. Book value/recorded investment excluding accrued interest, December 31 of prior year .....		
2. Cost of acquired:		
2.1 Actual cost at time of acquisition .....		
2.2 Additional investment made after acquisition .....		
3. Capitalized deferred interest and other .....		
4. Accrual of discount .....		
5. Unrealized valuation increase (decrease) .....		
6. Total gain (loss) on disposals .....		
7. Deduct amounts received on disposals .....		
8. Deduct amortization of premium and mortgage interest points and commitment fees .....		
9. Total foreign exchange change in book value/recorded investment excluding accrued interest .....		
10. Deduct current year's other than temporary impairment recognized .....		
11. Book value/recorded investment excluding accrued interest at end of current period (Lines 1+2+3+4+5+6-7-8+9-10) .....		
12. Total valuation allowance .....		
13. Subtotal (Line 11 plus Line 12) .....		
14. Deduct total nonadmitted amounts .....		
15. Statement value at end of current period (Line 13 minus Line 14)		

**NONE**

**SCHEDULE BA - VERIFICATION**

Other Long-Term Invested Assets

	1 Year to Date	2 Prior Year Ended December 31
1. Book/adjusted carrying value, December 31 of prior year .....		
2. Cost of acquired:		
2.1 Actual cost at time of acquisition .....		
2.2 Additional investment made after acquisition .....		
3. Capitalized deferred interest and other .....		
4. Accrual of discount .....		
5. Unrealized valuation increase (decrease) .....		
6. Total gain (loss) on disposals .....		
7. Deduct amounts received on disposals .....		
8. Deduct amortization of premium and depreciation .....		
9. Total foreign exchange change in book/adjusted carrying value .....		
10. Deduct current year's other than temporary impairment recognized .....		
11. Book/adjusted carrying value at end of current period (Lines 1+2+3+4+5+6-7-8+9-10) .....		
12. Deduct total nonadmitted amounts .....		
13. Statement value at end of current period (Line 11 minus Line 12)		

**NONE**

**SCHEDULE D - VERIFICATION**

Bonds and Stocks

	1 Year to Date	2 Prior Year Ended December 31
1. Book/adjusted carrying value of bonds and stocks, December 31 of prior year .....	865,068,719	821,352,259
2. Cost of bonds and stocks acquired .....	52,206,448	280,574,375
3. Accrual of discount .....	566,099	924,388
4. Unrealized valuation increase (decrease) .....	5,318,836	(27,605,187)
5. Total gain (loss) on disposals .....	(4,817,074)	(9,335,573)
6. Deduct consideration for bonds and stocks disposed of .....	77,211,040	195,563,149
7. Deduct amortization of premium .....	1,096,325	4,441,337
8. Total foreign exchange change in book/adjusted carrying value .....	0	0
9. Deduct current year's other than temporary impairment recognized .....	53,882	434,782
10. Total investment income recognized as a result of prepayment penalties and/or acceleration fees .....	9,908	(402,275)
11. Book/adjusted carrying value at end of current period (Lines 1+2+3+4+5-6-7+8-9+10) .....	839,991,689	865,068,719
12. Deduct total nonadmitted amounts .....	0	0
13. Statement value at end of current period (Line 11 minus Line 12)	839,991,689	865,068,719

STATEMENT AS OF MARCH 31, 2023 OF THE Amerigroup Tennessee, Inc.

**SCHEDULE D - PART 1B**

Showing the Acquisitions, Dispositions and Non-Trading Activity  
During the Current Quarter for all Bonds and Preferred Stock by NAIC Designation

NAIC Designation	1 Book/Adjusted Carrying Value Beginning of Current Quarter	2 Acquisitions During Current Quarter	3 Dispositions During Current Quarter	4 Non-Trading Activity During Current Quarter	5 Book/Adjusted Carrying Value End of First Quarter	6 Book/Adjusted Carrying Value End of Second Quarter	7 Book/Adjusted Carrying Value End of Third Quarter	8 Book/Adjusted Carrying Value December 31 Prior Year
<b>BONDS</b>								
1. NAIC 1 (a) .....	477,487,153	628,102,428	587,579,431	(347,558)	517,662,592	0	0	477,487,153
2. NAIC 2 (a) .....	201,700,721	9,986,560	46,814,151	5,007,347	169,880,477	0	0	201,700,721
3. NAIC 3 (a) .....	175,567,423	7,337,481	3,052,217	(2,738,777)	177,113,910	0	0	175,567,423
4. NAIC 4 (a) .....	30,387,185	0	0	(564,686)	29,822,499	0	0	30,387,185
5. NAIC 5 (a) .....	1,665,110	0	1,111,560	2,472,958	3,026,508	0	0	1,665,110
6. NAIC 6 (a) .....	0	0	0	1,041,330	1,041,330	0	0	0
7. Total Bonds	886,807,592	645,426,469	638,557,359	4,870,614	898,547,316	0	0	886,807,592
<b>PREFERRED STOCK</b>								
8. NAIC 1 .....	0	0	0	0	0	0	0	0
9. NAIC 2 .....	0	0	0	0	0	0	0	0
10. NAIC 3 .....	0	0	0	0	0	0	0	0
11. NAIC 4 .....	0	0	0	0	0	0	0	0
12. NAIC 5 .....	0	0	0	0	0	0	0	0
13. NAIC 6 .....	0	0	0	0	0	0	0	0
14. Total Preferred Stock .....	0	0	0	0	0	0	0	0
15. Total Bonds and Preferred Stock	886,807,592	645,426,469	638,557,359	4,870,614	898,547,316	0	0	886,807,592

(a) Book/Adjusted Carrying Value column for the end of the current reporting period includes the following amount of short-term and cash equivalent bonds by NAIC designation:

NAIC 1 \$ 58,555,627 ; NAIC 2 \$ 0 ; NAIC 3 \$ 0 ; NAIC 4 \$ 0 ; NAIC 5 \$ 0 ; NAIC 6 \$ 0

S102



**SCHEDULE DA - PART 1**

## Short-Term Investments

	1	2	3	4	5
	Book/Adjusted Carrying Value	Par Value	Actual Cost	Interest Collected Year-to-Date	Paid for Accrued Interest Year-to-Date
7709999999 Totals	45,055,627	xxx	44,920,022	0	0

**SCHEDULE DA - VERIFICATION**

## Short-Term Investments

	1	2
	Year To Date	Prior Year Ended December 31
1. Book/adjusted carrying value, December 31 of prior year .....	238,872	3,199,498
2. Cost of short-term investments acquired .....	44,920,021	7,615,165
3. Accrual of discount .....	135,887	3,559
4. Unrealized valuation increase (decrease) .....	0	0
5. Total gain (loss) on disposals .....	847	(15,777)
6. Deduct consideration received on disposals .....	240,000	10,533,854
7. Deduct amortization of premium .....	0	29,719
8. Total foreign exchange change in book/adjusted carrying value .....	0	0
9. Deduct current year's other than temporary impairment recognized .....	0	0
10. Book/adjusted carrying value at end of current period (Lines 1+2+3+4+5-6-7+8-9) .....	45,055,627	238,872
11. Deduct total nonadmitted amounts .....	0	0
12. Statement value at end of current period (Line 10 minus Line 11)	45,055,627	238,872

Schedule DB - Part A - Verification - Options, Caps, Floors, Collars, Swaps and Forwards

**N O N E**

Schedule DB - Part B - Verification - Futures Contracts

**N O N E**

Schedule DB - Part C - Section 1 - Replication (Synthetic Asset) Transactions (RSATs) Open

**N O N E**

Schedule DB-Part C-Section 2-Reconciliation of Replication (Synthetic Asset) Transactions Open

**N O N E**

Schedule DB - Verification - Book/Adjusted Carrying Value, Fair Value and Potential Exposure of  
Derivatives

**N O N E**

## STATEMENT AS OF MARCH 31, 2023 OF THE Amerigroup Tennessee, Inc.

**SCHEDULE E - PART 2 - VERIFICATION**

(Cash Equivalents)

	1	2
	Year To Date	Prior Year Ended December 31
1. Book/adjusted carrying value, December 31 of prior year .....	101,516,002	37,949,710
2. Cost of cash equivalents acquired .....	1,275,344,723	4,214,183,494
3. Accrual of discount .....	0	2,123
4. Unrealized valuation increase (decrease) .....	(33,398)	32,478
5. Total gain (loss) on disposals .....	32,006	(16,552)
6. Deduct consideration received on disposals .....	1,213,384,228	4,150,635,251
7. Deduct amortization of premium .....	0	0
8. Total foreign exchange change in book/adjusted carrying value .....	0	0
9. Deduct current year's other than temporary impairment recognized .....	0	0
10. Book/adjusted carrying value at end of current period (Lines 1+2+3+4+5-6-7+8-9) .....	163,475,105	101,516,002
11. Deduct total nonadmitted amounts .....	0	0
12. Statement value at end of current period (Line 10 minus Line 11)	163,475,105	101,516,002

Schedule A - Part 2 - Real Estate Acquired and Additions Made

**N O N E**

Schedule A - Part 3 - Real Estate Disposed

**N O N E**

Schedule B - Part 2 - Mortgage Loans Acquired and Additions Made

**N O N E**

Schedule B - Part 3 - Mortgage Loans Disposed, Transferred or Repaid

**N O N E**

Schedule BA - Part 2 - Other Long-Term Invested Assets Acquired and Additions Made

**N O N E**

Schedule BA - Part 3 - Other Long-Term Invested Assets Disposed, Transferred or Repaid

**N O N E**

STATEMENT AS OF MARCH 31, 2023 OF THE Amerigroup Tennessee, Inc.

**SCHEDULE D - PART 3**

Show All Long-Term Bonds and Stock Acquired During the Current Quarter

1	2	3	4	5	6	7	8	9	10	
CUSIP Identification	Description	Foreign	Date Acquired	Name of Vendor	Number of Shares of Stock	Actual Cost	Par Value	Paid for Accrued Interest and Dividends	NAIC Designation, NAIC Designation Modifier and SVO Administrative Symbol	
650035-BR-2	NEW YORK ST URBAN DEV CORP REV SERIES B 3.540% 03/15/28		01/04/2023	Morgan Stanley		1,881,080	2,000,000	21,830	1.B FE	
<b>0909999999. Subtotal - Bonds - U.S. Special Revenues</b>									<b>XXX</b>	
06540R-AE-4	BANK SERIES 2017-BNK9 CLASS A4 3.538% 11/15/54		01/06/2023	Bank of America		1,881,080	2,000,000	21,830	1.A	
06540X-BG-5	BANK SERIES 2019-BN22 CLASS A4 2.978% 11/15/62		01/06/2023	Bank of America		2,360,254	2,500,000	2,211	1.A	
17326F-AD-9	CITIGROUP COMMERCIAL MORTGAGE SERIES 2017-C4 CLASS A-4 3.471% 10/12/50		01/19/2023	Bank of America		2,241,309	2,500,000	1,861	1.A	
17328C-AD-4	CITIGROUP COMMERCIAL MORTGAG SERIES 2019-C7 CLASS A4 3.102% 12/15/72		01/30/2023	Bank of America		3,315,020	3,500,000	7,424	1.A	
184496-AQ-0	CLEAN HARBORS INC SERIES 144A 6.375% 02/01/31		01/17/2023	Goldman Sachs & Co		3,610,781	4,000,000	0	1.A	
24381Y-AA-2	DEEPHAVEN RESIDENTIAL MORTGA SERIES 2022-3 CLASS A1 144A 5.300% 07/25/67		01/12/2023	Bank of America		480,000	480,000	0	3.C FE	
30161N-BJ-9	EXELON CORP 5.150% 03/15/28		02/16/2023	Bony/Barclays Capital Inc		6,140,944	6,169,865	14,533	1.A FE	
341081-GL-5	FLORIDA POWER & LIGHT CO 5.100% 04/01/33		02/28/2023	Citigroup Global Markets		7,986,560	8,000,000	0	2.B FE	
345397-C6-8	FORD MOTOR CREDIT CO LLC 7.350% 03/06/30		01/04/2023	Various		3,993,520	4,000,000	0	1.D FE	
55293A-AA-5	MHC COMMERCIAL MORTGAGE TRUST SERIES 2021-MHC2 CLASS A 144A 5.534% 05/15/38		03/17/2023	Goldman Sachs & Co		981,285	980,000	0	3.A FE	
674599-DF-9	OCCIDENTAL PETROLEUM COR 6.450% 09/15/36		01/11/2023	J P Morgan		5,114,500	5,300,000	4,888	1.A	
812127-AA-6	SEALED AIR CORP SERIES 144A 6.125% 02/01/28		01/17/2023	Goldman Sachs & Co		481,850	460,000	9,725	3.A FE	
88033G-CZ-1	TENET HEALTHCARE CORP 4.875% 01/01/26		01/20/2023	Tax Free Exchange		550,000	550,000	0	3.B FE	
893647-BR-7	TRANSDIGM INC SERIES 144A 6.750% 08/15/28		02/10/2023	Goldman Sachs & Co		468,282	480,000	1,235	3.C FE	
92328M-AE-3	VENTURE GLOBAL CALCASIEU SERIES 144A 6.250% 01/15/30		01/10/2023	RBC		1,380,000	1,380,000	0	4.A FE	
008911-BK-4	AIR CANADA SERIES 144A 3.875% 08/15/26	A	01/05/2023	Baird & Co		860,000	860,000	0	3.B FE	
76774L-AB-3	RITCHIE BROS AUCTIONEERS SERIES 144A 6.750% 03/15/28	A	03/01/2023	Goldman Sachs & Co		316,063	350,000	5,425	3.B FE	
22546Q-AP-2	CREDIT SUISSE SERIES MTN 3.625% 09/09/24	D	03/15/2023	J P Morgan		910,000	910,000	0	3.B FE	
83368R-BR-2	SOCIETE GENERALE SERIES 144A 6.446% 01/10/29	D	01/03/2023	SG Americas Securities LLC		225,000	250,000	201	1.G FE	
86562M-CW-8	SUMITOMO MITSUI FINL GRP 5.710% 01/13/30	D	01/03/2023	Pershing		2,000,000	2,000,000	0	2.B FE	
88167A-AR-2	TEVA PHARMACEUTICALS NE 8.125% 09/15/31	D	03/01/2023	Goldman Sachs & Co		6,000,000	6,000,000	0	1.G FE	
88167A-AS-0	TEVA PHARMACEUTICALS NE 7.875% 09/15/29	D	03/01/2023	Goldman Sachs & Co		710,000	710,000	0	3.C FE	
						200,000	200,000	0	3.C FE	
<b>1109999999. Subtotal - Bonds - Industrial and Miscellaneous (Unaffiliated)</b>									<b>XXX</b>	
<b>2509999997. Total - Bonds - Part 3</b>							52,206,448	53,579,865	69,333	<b>XXX</b>
<b>2509999998. Total - Bonds - Part 5</b>							XXX	XXX	XXX	<b>XXX</b>
<b>2509999999. Total - Bonds</b>							52,206,448	53,579,865	69,333	<b>XXX</b>
<b>4509999997. Total - Preferred Stocks - Part 3</b>							0	XXX	0	<b>XXX</b>
<b>4509999998. Total - Preferred Stocks - Part 5</b>							XXX	XXX	XXX	<b>XXX</b>
<b>4509999999. Total - Preferred Stocks</b>							0	XXX	0	<b>XXX</b>
<b>5989999997. Total - Common Stocks - Part 3</b>							0	XXX	0	<b>XXX</b>
<b>5989999998. Total - Common Stocks - Part 5</b>							XXX	XXX	XXX	<b>XXX</b>
<b>5989999999. Total - Common Stocks</b>							0	XXX	0	<b>XXX</b>
<b>5999999999. Total - Preferred and Common Stocks</b>							0	XXX	0	<b>XXX</b>
<b>6009999999 - Totals</b>							52,206,448	XXX	69,333	<b>XXX</b>

E04

STATEMENT AS OF MARCH 31, 2023 OF THE Amerigroup Tennessee, Inc.

**SCHEDULE D - PART 4**

Show All Long-Term Bonds and Stock Sold, Redeemed or Otherwise Disposed of During the Current Quarter

1	2	3	4	5	6	7	8	9	10	Change In Book/Adjusted Carrying Value					16	17	18	19	20	21	22
										11	12	13	14	15							
CUSIP Identification	Description	Foreign	Disposal Date	Name of Purchaser	Number of Shares of Stock	Consideration	Par Value	Actual Cost	Prior Year Book/Adjusted Carrying Value	Unrealized Valuation Increase/(Decrease)	Current Year's (Amortization)/Accretion	Current Year's Other Than Temporary Impairment Recognized	Total Change in Book/Adjusted Carrying Value (11 + 12 - 13)	Total Foreign Exchange Change in Book /Adjusted Carrying Value	Book/Adjusted Carrying Value at Disposal Date	Foreign Exchange Gain (Loss) on Disposal	Realized Gain (Loss) on Disposal	Total Gain (Loss) on Disposal	Bond Interest/Stock Dividends Received During Year	Stated Contractual Maturity Date	NAIC Designation, NAIC Designation Modifier and SVO Administrative Symbol
..36179R-BW-8	GNMA II POOL MA2753 3.000% 04/20/45		03/01/2023	Paydown		6,021	6,021	6,141	6,134	0	(113)	0	(113)	0	6,021	0	0	0	30	04/20/2045	1.A
..36179R-D7-1	GNMA II POOL MA2826 3.500% 05/20/45		03/01/2023	Paydown		12,748	12,748	13,250	13,221	0	(472)	0	(472)	0	12,748	0	0	0	72	05/20/2045	1.A
..36179R-NW-5	GNMA II POOL MA3105 3.500% 09/20/45		03/01/2023	Paydown		5,153	5,153	5,378	5,366	0	(213)	0	(213)	0	5,153	0	0	0	28	09/20/2045	1.A
..36179S-GK-7	GNMA POOL MA3802 3.000% 07/20/46		03/01/2023	Paydown		9,603	9,603	9,793	9,785	0	(183)	0	(183)	0	9,603	0	0	0	46	07/20/2046	1.A
..36180J-V6-8	GNMA POOL AD6937 3.500% 03/20/43		03/01/2023	Paydown		3,573	3,573	3,866	3,843	0	(269)	0	(269)	0	3,573	0	0	0	21	03/20/2043	1.A
..36180K-B2-6	GNMA POOL AD7257 3.500% 03/15/43		03/01/2023	Paydown		1,547	1,547	1,666	1,631	0	(84)	0	(84)	0	1,547	0	0	0	9	03/15/2043	1.A
..3620AC-Z3-1	GNMA POOL 726262 5.000% 09/15/39		03/01/2023	Paydown		668	668	735	724	0	(56)	0	(56)	0	668	0	0	0	6	09/15/2039	1.A
..36297F-RQ-7	GNMA POOL 710695 5.500% 07/15/39		03/01/2023	Paydown		1,635	1,635	1,868	1,841	0	(207)	0	(207)	0	1,635	0	0	0	15	07/15/2039	1.A
..91282C-BZ-3	US TREASURY N B 1.250% 04/30/28		03/30/2023	LLC		5,757,070	6,500,000	6,494,922	6,496,060	0	177	0	177	0	6,496,237	0	(739,167)	(739,167)	33,892	04/30/2028	1.A
<b>0109999999. Subtotal - Bonds - U.S. Governments</b>						<b>5,798,018</b>	<b>6,540,948</b>	<b>6,537,619</b>	<b>6,538,605</b>	<b>0</b>	<b>(1,420)</b>	<b>0</b>	<b>(1,420)</b>	<b>0</b>	<b>6,537,185</b>	<b>0</b>	<b>(739,167)</b>	<b>(739,167)</b>	<b>34,119</b>	<b>XXX</b>	<b>XXX</b>
..04780M-VN-6	ATLANTA GA ARPT REV SERIES B 5.000% 07/01/32		01/31/2023	Raymond James & Associates		2,587,157	2,335,000	2,957,488	2,764,605	0	(5,363)	0	(5,363)	0	2,759,243	0	(172,086)	(172,086)	68,428	07/01/2032	1.D FE
..24918Z-KZ-8	DENVER CITY & CNTY CO ARPT REV SERIES A 5.000% 12/01/26		01/31/2023	Pershing		2,357,960	2,200,000	2,685,364	2,473,942	0	(5,842)	0	(5,842)	0	2,468,099	0	(110,139)	(110,139)	18,639	12/01/2026	1.E FE
..3128M7-W6-9	FHLMC POOL G05769 5.000% 12/01/39		03/01/2023	Paydown		2,105	2,105	2,327	2,305	0	(200)	0	(200)	0	2,105	0	0	0	18	12/01/2039	1.A
..3128M9-K2-7	FHLMC POOL G07213 3.500% 11/01/42		03/01/2023	Paydown		6,034	6,034	6,405	6,350	0	(316)	0	(316)	0	6,034	0	0	0	37	11/01/2042	1.A
..3128M9-NL-2	FHLMC POOL G07295 3.500% 05/01/42		03/01/2023	Paydown		8,833	8,833	9,018	9,007	0	(174)	0	(174)	0	8,833	0	0	0	51	05/01/2042	1.A
..3128MJ-TW-0	FHLMC GOLD POOL G08564 4.500% 12/01/43		03/01/2023	Paydown		2,421	2,421	2,562	2,551	0	(130)	0	(130)	0	2,421	0	0	0	20	12/01/2043	1.A
..312943-ZY-2	FHLMC POOL A95259 4.000% 12/01/40		03/01/2023	Paydown		3,253	3,253	3,457	3,431	0	(179)	0	(179)	0	3,253	0	0	0	24	12/01/2040	1.A
..3132DM-SG-6	FHLMC POOL SD0847 2.500% 02/01/52		03/01/2023	Paydown		79,484	79,484	77,751	77,774	0	1,710	0	1,710	0	79,484	0	0	0	330	02/01/2052	1.A
..3132DM-GD-2	FHLMC POOL SD0868 2.500% 02/01/52		03/01/2023	Paydown		38,473	38,473	37,634	37,649	0	824	0	824	0	38,473	0	0	0	206	02/01/2052	1.A
..3132DW-FE-8	FHLMC POOL SD8265 4.000% 11/01/52		03/01/2023	Paydown		8,265	8,265	7,511	7,515	0	750	0	750	0	8,265	0	0	0	50	11/01/2052	1.A
..3132DW-FF-5	FHLMC POOL SD8266 4.500% 11/01/52		03/01/2023	Paydown		24,145	24,145	22,628	22,635	0	1,510	0	1,510	0	24,145	0	0	0	173	11/01/2052	1.A
..3132L7-YL-7	FHLMC POOL V82515 3.500% 06/01/46		03/01/2023	Paydown		12,419	12,419	13,141	13,095	0	(675)	0	(675)	0	12,419	0	0	0	84	06/01/2046	1.A
..3132M4-KD-6	FHLMC GOLD POOL Q24192 4.000% 01/01/44		03/01/2023	Paydown		59,799	59,799	63,658	63,407	0	(3,608)	0	(3,608)	0	59,799	0	0	0	294	01/01/2044	1.A
..31335A-2S-6	FHLMC GOLD POOL G60785 4.000% 08/01/46		03/01/2023	Paydown		16,331	16,331	17,262	17,214	0	(883)	0	(883)	0	16,331	0	0	0	108	08/01/2046	1.A
..31335A-NN-1	FHLMC GOLD POOL G60237 4.500% 06/01/42		03/01/2023	Paydown		7,440	7,440	8,015	7,970	0	(530)	0	(530)	0	7,440	0	0	0	57	06/01/2042	1.A
..31335A-YK-8	FHLMC GOLD POOL G60714 4.000% 01/01/46		03/01/2023	Paydown		18,517	18,517	19,579	19,515	0	(998)	0	(998)	0	18,517	0	0	0	121	01/01/2046	1.A
..3133A7-HS-1	FHLMC POOL QB1141 2.500% 07/01/50		03/01/2023	Paydown		13,599	13,599	14,233	14,213	0	(614)	0	(614)	0	13,599	0	0	0	56	07/01/2050	1.A
..3133KN-HD-8	FHLMC POOL RA6528 2.500% 02/01/52		03/01/2023	Paydown		181,430	181,430	177,475	177,529	0	3,901	0	3,901	0	181,430	0	0	0	757	02/01/2052	1.A
..31368H-M4-2	FNMA POOL 190379 5.500% 05/01/37		03/01/2023	Paydown		17,200	17,200	19,211	18,971	0	(1,770)	0	(1,770)	0	17,200	0	0	0	137	05/01/2037	1.A
..3136AD-3F-4	FNMA SERIES 2013-45 CLASS CB 4.000% 12/25/42		03/01/2023	Paydown		3,540	3,540	3,902	3,787	0	(247)	0	(247)	0	3,540	0	0	0	24	12/25/2042	1.A
..3137BD-XC-3	FHLMC MULTIFAMILY STRUCTURED SERIES 4182 CLASS KT 3.500% 05/15/41		03/01/2023	Paydown		9,041	9,041	9,786	9,323	0	(282)	0	(282)	0	9,041	0	0	0	54	05/15/2041	1.A
..3137BD-H7-4	FHLMC MULTIFAMILY STRUCTURED P SERIES 4384 CLASS BA 3.000% 08/15/43		03/01/2023	Paydown		27,141	27,141	25,851	26,566	0	575	0	575	0	27,141	0	0	0	142	08/15/2043	1.A
..3138AX-XV-8	FNMA POOL AJ6091 4.000% 12/01/41		03/01/2023	Paydown		9,242	9,242	9,892	9,848	0	(606)	0	(606)	0	9,242	0	0	0	77	12/01/2041	1.A
..3138E1-HX-8	FNMA POOL AJ8345 4.000% 12/01/41		03/01/2023	Paydown		9,111	9,111	9,745	9,658	0	(548)	0	(548)	0	9,111	0	0	0	38	12/01/2041	1.A
..3138EB-HH-8	FNMA POOL AK6544 3.000% 04/01/27		03/01/2023	Paydown		15,866	15,866	16,855	16,211	0	(345)	0	(345)	0	15,866	0	0	0	83	04/01/2027	1.A
..3138EG-HT-4	FNMA POOL AL0241 4.000% 04/01/41		03/01/2023	Paydown		4,129	4,129	4,436	4,373	0	(243)	0	(243)	0	4,129	0	0	0	27	04/01/2041	1.A
..3138EK-AR-6	FNMA POOL AL2715 3.500% 11/01/42		03/01/2023	Paydown		11,982	11,982	12,226	12,211	0	(229)	0	(229)	0	11,982	0	0	0	69	11/01/2042	1.A
..3138EK-NK-7	FNMA POOL AL3093 3.500% 02/01/43		03/01/2023	Paydown		9,410	9,410	9,969	9,904	0	(494)	0	(494)	0	9,410	0	0	0	55	02/01/2043	1.A
..3138EK-RG-2	FNMA POOL AL3186 5.500% 03/01/39		03/01/2023	Paydown		1,822	1,822	2,021	1,996	0	(174)	0	(174)	0	1,822	0	0	0	15	03/01/2039	1.A
..3138EK-U9-4	FNMA POOL AL3307 4.000% 11/01/42		03/01/2023	Paydown		8,016	8,016	8,338	8,303	0	(287)	0	(287)	0	8,016	0	0	0	52	11/01/2042	1.A
..3138EK-WE-1	FNMA POOL AL3344 4.500% 10/01/42		03/01/2023	Paydown		6,003	6,003	6,433	6,384	0	(381)	0	(381)	0	6,003	0	0	0	41	10/01/2042	1.A
..3138EL-BR-3	FNMA POOL AL3647 4.000% 12/01/42		03/01/2023	Paydown		2,819	2,819	3,009	2,993	0	(174)	0	(174)	0	2,819	0	0	0	19	12/01/2042	1.A

E05

STATEMENT AS OF MARCH 31, 2023 OF THE Amerigroup Tennessee, Inc.

**SCHEDULE D - PART 4**

Show All Long-Term Bonds and Stock Sold, Redeemed or Otherwise Disposed of During the Current Quarter

1	2	3	4	5	6	7	8	9	10	Change In Book/Adjusted Carrying Value					16	17	18	19	20	21	22
										11	12	13	14	15							
CUSIP Identification	Description	Foreign	Disposal Date	Name of Purchaser	Number of Shares of Stock	Consideration	Par Value	Actual Cost	Prior Year Book/Adjusted Carrying Value	Unrealized Valuation Increase/(Decrease)	Current Year's (Amortization)/Accretion	Current Year's Other Than Temporary Impairment Recognized	Total Change in Book/Adjusted Carrying Value (11 + 12 - 13)	Total Foreign Exchange Change in Book /Adjusted Carrying Value	Book/Adjusted Carrying Value at Disposal Date	Foreign Exchange Gain (Loss) on Disposal	Realized Gain (Loss) on Disposal	Total Gain (Loss) on Disposal	Bond Interest/Stock Dividends Received During Year	Stated Contractual Maturity Date	NAIC Designation, NAIC Designation Modifier and SVO Administrative Symbol
..3138EP-0B-7	FNMA POOL AL6397 3.500% 01/01/30		03/01/2023	Paydown		35,203	35,203	37,156	36,656	0	(1,453)	0	(1,453)	0	35,203	0	0	0	205	01/01/2030	1.A
..3138ER-HV-5	FNMA POOL AL9243 4.500% 06/01/44		03/01/2023	Paydown		21,704	21,704	23,457	23,343	0	(1,639)	0	(1,639)	0	21,704	0	0	0	152	06/01/2044	1.A
..3138ET-DS-2	FNMA POOL AL8212 4.000% 01/01/43		03/01/2023	Paydown		27,719	27,719	28,923	28,850	0	(1,132)	0	(1,132)	0	27,719	0	0	0	196	01/01/2043	1.A
..3138IW-MF-4	FNMA POOL AS0357 4.000% 09/01/43		03/01/2023	Paydown		21,494	21,494	22,895	22,763	0	(1,269)	0	(1,269)	0	21,494	0	0	0	183	09/01/2043	1.A
..3138WC-TN-3	FNMA POOL AS3256 4.000% 09/01/44		03/01/2023	Paydown		16,507	16,507	17,617	17,528	0	(1,021)	0	(1,021)	0	16,507	0	0	0	109	09/01/2044	1.A
..3138WD-2D-2	FNMA POOL AS4371 3.500% 02/01/45		03/01/2023	Paydown		4,701	4,701	4,826	4,818	0	(116)	0	(116)	0	4,701	0	0	0	34	02/01/2045	1.A
..3138WD-RW-3	FNMA POOL AS4100 4.500% 12/01/44		03/01/2023	Paydown		1,007	1,007	1,103	1,100	0	(92)	0	(92)	0	1,007	0	0	0	8	12/01/2044	1.A
..3138WE-RK-7	FNMA POOL AS4989 3.500% 05/01/45		03/01/2023	Paydown		16,814	16,814	17,293	17,259	0	(445)	0	(445)	0	16,814	0	0	0	77	05/01/2045	1.A
..3138WJ-GH-5	FNMA POOL AS8299 3.000% 11/01/46		03/01/2023	Paydown		24,768	24,768	24,648	24,653	0	115	0	115	0	24,768	0	0	0	120	11/01/2046	1.A
..3138Y3-MT-5	FNMA POOL AX2169 4.000% 11/01/44		03/01/2023	Paydown		13,004	13,004	13,855	13,799	0	(795)	0	(795)	0	13,004	0	0	0	93	11/01/2044	1.A
..314020-2V-2	FNMA POOL 735288 5.000% 03/01/35		03/01/2023	Paydown		4,035	4,035	4,382	4,303	0	(268)	0	(268)	0	4,035	0	0	0	34	03/01/2035	1.A
..31403D-DX-4	FNMA POOL 745418 5.500% 04/01/36		03/01/2023	Paydown		4,015	4,015	4,368	4,300	0	(286)	0	(286)	0	4,015	0	0	0	39	04/01/2036	1.A
..3140EV-VB-0	FNMA POOL BC1509 3.000% 08/01/46		03/01/2023	Paydown		29,028	29,028	30,298	30,200	0	(1,171)	0	(1,171)	0	29,028	0	0	0	135	08/01/2046	1.A
..3140H9-GH-0	FNMA POOL BJ7399 4.500% 11/01/48		03/01/2023	Paydown		2,746	2,746	2,828	2,825	0	(80)	0	(80)	0	2,746	0	0	0	21	11/01/2048	1.A
..3140HB-FH-6	FNMA POOL BJ9167 4.000% 05/01/48		03/01/2023	Paydown		35,854	35,854	36,597	36,576	0	(722)	0	(722)	0	35,854	0	0	0	226	05/01/2048	1.A
..3140J9-D4-0	FNMA POOL BM4622 4.000% 09/01/48		03/01/2023	Paydown		13,861	13,861	13,843	13,842	0	19	0	19	0	13,861	0	0	0	75	09/01/2048	1.A
..3140J9-J9-3	FNMA POOL BM4787 4.000% 10/01/33		03/01/2023	Paydown		15,572	15,572	15,885	15,843	0	(271)	0	(271)	0	15,572	0	0	0	96	10/01/2033	1.A
..3140J9-UP-4	FNMA POOL BM5089 5.500% 02/01/30		03/01/2023	Paydown		30,188	30,188	32,320	31,779	0	(1,591)	0	(1,591)	0	30,188	0	0	0	280	02/01/2030	1.A
..3140KE-SF-6	FNMA POOL BP6817 2.500% 05/01/50		03/01/2023	Paydown		87,809	87,809	91,966	91,839	0	(4,030)	0	(4,030)	0	87,809	0	0	0	260	05/01/2050	1.A
..3140ML-M9-8	FNMA POOL BV6683 3.500% 04/01/52		03/01/2023	Paydown		400,155	400,155	391,496	391,636	0	8,519	0	8,519	0	400,155	0	0	0	3,443	04/01/2052	1.A
..3140MM-AD-0	FNMA POOL BV7203 3.500% 04/01/52		03/01/2023	Paydown		4,563	4,563	4,467	4,468	0	95	0	95	0	4,563	0	0	0	27	04/01/2052	1.A
..3140QL-MZ-6	FNMA POOL CB1275 2.500% 08/01/51		03/01/2023	Paydown		186,470	186,470	182,537	182,605	0	3,865	0	3,865	0	186,470	0	0	0	777	08/01/2051	1.A
..314120-2W-8	FNMA POOL 932389 4.500% 01/01/40		03/01/2023	Paydown		11,180	11,180	12,183	12,067	0	(887)	0	(887)	0	11,180	0	0	0	77	01/01/2040	1.A
..31416B-TA-6	FNMA POOL 995245 5.000% 01/01/39		03/01/2023	Paydown		5,703	5,703	6,237	6,158	0	(455)	0	(455)	0	5,703	0	0	0	45	01/01/2039	1.A
..31416C-D3-7	FNMA POOL 995722 5.000% 05/01/38		03/01/2023	Paydown		5,380	5,380	5,839	5,762	0	(381)	0	(381)	0	5,380	0	0	0	43	05/01/2038	1.A
..31416Y-XY-9	FNMA POOL AB3394 4.500% 08/01/41		03/01/2023	Paydown		1,641	1,641	1,783	1,773	0	(133)	0	(133)	0	1,641	0	0	0	12	08/01/2041	1.A
..31417G-CE-4	FNMA POOL AB9068 3.500% 04/01/43		03/01/2023	Paydown		16,633	16,633	17,671	17,459	0	(826)	0	(826)	0	16,633	0	0	0	134	04/01/2043	1.A
..31417G-CF-1	FNMA POOL AB9069 3.500% 04/01/43		03/01/2023	Paydown		2,841	2,841	2,997	2,997	0	(157)	0	(157)	0	2,841	0	0	0	17	04/01/2043	1.A
..31418A-6G-8	FNMA POOL MA1770 4.500% 02/01/44		03/01/2023	Paydown		2,516	2,516	2,700	2,685	0	(169)	0	(169)	0	2,516	0	0	0	16	02/01/2044	1.A
..31418A-JL-3	FNMA POOL MA1166 3.500% 09/01/32		03/01/2023	Paydown		12,118	12,118	12,852	12,623	0	(506)	0	(506)	0	12,118	0	0	0	64	09/01/2032	1.A
..31418D-MJ-8	FNMA POOL MA3960 3.000% 03/01/50		03/01/2023	Paydown		4,068	4,068	4,288	4,282	0	(214)	0	(214)	0	4,068	0	0	0	20	03/01/2050	1.A
..31418E-KS-8	FNMA POOL MA4804 4.000% 11/01/52		03/01/2023	Paydown		54,266	54,266	49,291	49,318	0	4,947	0	4,947	0	54,266	0	0	0	350	11/01/2052	1.A
..31418E-KT-6	FNMA POOL MA4805 4.500% 11/01/52		03/01/2023	Paydown		82,796	82,796	77,515	77,543	0	5,254	0	5,254	0	82,796	0	0	0	565	11/01/2052	1.A
..31419D-4K-4	FNMA POOL AE3525 4.000% 03/01/41		03/01/2023	Paydown		1,392	1,392	1,497	1,489	0	(97)	0	(97)	0	1,392	0	0	0	9	03/01/2041	1.A
..560551-PY-3	MAINE ST TURNPIKE AUTH 5.000% 07/01/35		01/31/2023	Southwest Securities		783,706	705,000	840,762	781,638	0	(1,117)	0	(1,117)	0	780,521	0	3,185	3,185	20,660	07/01/2035	1.D FE
..574296-BN-8	MARYLAND ST STADIUM AUTH REVEN SERIES A 5.000% 05/01/32		01/31/2023	Bony/Barclays Capital Inc		2,798,925	2,500,000	2,983,875	2,769,268	0	(4,042)	0	(4,042)	0	2,765,226	0	33,699	33,699	31,597	05/01/2032	1.D FE
0909999999	Subtotal - Bonds - U.S. Special Revenues					10,343,369	9,555,621	11,289,459	10,607,282	0	(18,573)	0	(18,573)	0	10,588,710	0	(245,341)	(245,341)	150,493	XXX	XXX
..00177T-AJ-2	AMERICAN MONEY MANAGEMENT SERIES 2017-20A CLASS AR 144A 4.949% 04/17/29		01/18/2023	Paydown		228,208	228,208	228,208	228,208	0	0	0	0	0	228,208	0	0	0	2,886	04/17/2029	1.A FE
..02660L-AB-6	AMERICAN HOME MORTGAGE ASSETS SERIES 2006-4 CLASS 1A12 3.767% 10/25/46		02/27/2023	Paydown		15,502	15,502	10,348	8,295	2,122	5,085	0	7,207	0	15,502	0	0	0	58	10/25/2046	1.A FM
..12662G-AC-2	CREDIT SUISSE MORTGAGE TRUST SERIES 2021-RPL4 CLASS A1 144A 1.796% 12/27/60		03/25/2023	Paydown		158,376	158,376	158,376	158,375	0	1	0	1	0	158,376	0	0	0	451	12/27/2060	2.B Z
..12669G-PR-6	COUNTRYWIDE HOME LOANS SERIES 2005-2 CLASS 2A1 4.632% 03/25/35		03/27/2023	Paydown		5,681	5,681	5,465	5,482	0	200	0	200	0	5,681	0	0	0	46	03/25/2035	1.A FM

E05.1

STATEMENT AS OF MARCH 31, 2023 OF THE Amerigroup Tennessee, Inc.

**SCHEDULE D - PART 4**

Show All Long-Term Bonds and Stock Sold, Redeemed or Otherwise Disposed of During the Current Quarter

1	2	3	4	5	6	7	8	9	10	Change In Book/Adjusted Carrying Value					16	17	18	19	20	21	22
										11	12	13	14	15							
CUSIP Identification	Description	Foreign	Disposal Date	Name of Purchaser	Number of Shares of Stock	Consideration	Par Value	Actual Cost	Prior Year Book/Adjusted Carrying Value	Unrealized Valuation Increase/(Decrease)	Current Year's (Amortization)/Accretion	Current Year's Other Than Temporary Impairment Recognized	Total Change in Book/Adjusted Carrying Value (11 + 12 - 13)	Total Foreign Exchange Change in Book /Adjusted Carrying Value	Book/Adjusted Carrying Value at Disposal Date	Foreign Exchange Gain (Loss) on Disposal	Realized Gain (Loss) on Disposal	Total Gain (Loss) on Disposal	Bond Interest/Stock Dividends Received During Year	Stated Contractual Maturity Date	NAIC Designation, NAIC Designation Modifier and SVO Administrative Symbol
..20268W-AA-2	COMMONBOND STUDENT LOAN T SERIES 2021-AGS CLASS A 144A 1.200% 03/25/52		03/25/2023	Paydown		77,962	77,962	62,028	62,228	0	15,734	0	15,734	0	77,962	0	0	0	152	03/25/2052	1.A FE
..24381Y-AA-2	DEEPHAVEN RESIDENTIAL MORTGA SERIES 2022-3 CLASS A1 144A 5.300% 07/25/67		03/01/2023	Paydown		17,721	17,721	17,638	0	0	83	0	83	0	17,721	0	0	0	113	07/25/2067	1.A FE
..26843Z-AA-9	ELLINGTON FINANCIAL MORTGAGE T SERIES 2022-4 CLASS A1 144A 5.900% 09/25/67		03/01/2023	Paydown		209,358	209,358	206,815	206,826	0	2,532	0	2,532	0	209,358	0	0	0	2125	09/25/2067	1.A FE
..29078E-AA-3	EMBARO CORP 7.995% 06/01/36		02/09/2023	CS First Boston Carmona Motley & Co. Inc		473,750	1,000,000	1,111,560	465,000	646,560	0	0	646,560	0	1,111,560	0	(637,810)	(637,810)	15,990	06/01/2036	5.B FE
..345397-A6-0	FORD MOTOR CREDIT CO LLC 5.125% 06/16/25		01/04/2023			337,750	350,000	350,000	336,354	13,646	0	0	13,646	0	350,000	0	(12,250)	(12,250)	997	06/16/2025	3.A FE
..35671D-AZ-8	FREEMPORT MCMORAN C&G 3.875% 03/15/23		03/15/2023	Maturity		130,000	130,000	88,075	128,326	0	1,674	0	1,674	0	130,000	0	0	0	2,519	03/15/2023	2.C FE
..36318W-AK-6	GALAXY CLO LTD SERIES 2013-15A CLASS ARR 144A 5.800% 10/15/30		01/15/2023	Paydown		63,911	63,911	63,911	63,911	0	0	0	0	0	63,911	0	0	0	825	10/15/2030	1.A FE
..45031U-CG-4	ISTAR INC 4.250% 08/01/25		03/31/2023	Call	101,000	747,400	740,000	743,700	725,144	18,115	(329)	0	17,786	0	742,931	0	(2,931)	(2,931)	28,279	08/01/2025	3.B FE
..48250L-AW-9	KKR FINANCIAL CLO LTD SERIES 9 CLASS AR2 144A 5.780% 07/15/30		01/15/2023	Paydown Redemption 100.0000		330,150	330,150	330,150	330,150	0	0	0	0	0	330,150	0	0	0	4,243	07/15/2030	1.A FE
..49456B-AM-3	KINDER MORGAN INC 3.150% 01/15/23		01/15/2023			2,000,000	2,000,000	2,005,200	2,000,000	0	0	0	0	0	2,000,000	0	0	0	31,500	01/15/2023	2.B FE
..512807-AS-7	LAM RESEARCH CORP 3.750% 03/15/26		03/30/2023	Merrill Lynch Pierce Fenner		1,216,540	1,241,000	1,239,622	1,240,334	0	50	0	50	0	1,240,384	0	(23,844)	(23,844)	25,596	03/15/2026	1.G FE
..52474H-AA-8	LEGACY MORTGAGE ASSET TRUST SERIES 2020-RPL1 CLASS A1 144A 3.000% 09/25/59		03/01/2023	Paydown		14,258	14,258	13,189	13,189	0	1,069	0	1,069	0	14,258	0	0	0	77	09/25/2059	1.A FE
..52474N-AA-5	LEGACY MORTGAGE ASSET TRUST SERIES 2020-GSS CLASS A1 144A 3.250% 05/25/60		03/27/2023	Paydown		9,272	9,272	9,350	9,339	0	(67)	0	(67)	0	9,272	0	0	0	36	05/25/2060	2.B Z
..52475P-AA-9	LEGACY MORTGAGE ASSET TRUST SERIES 2021-SL1 CLASS A 144A 1.991% 09/25/60		03/27/2023	Paydown		154,996	154,996	154,995	154,996	0	0	0	0	0	154,996	0	0	0	553	09/25/2060	1.F Z
..542514-EU-4	LONG BEACH MORTGAGE LOAN TRU SERIES 2004-1 CLASS M1 4.723% 02/25/34		03/27/2023	Paydown		12,401	12,401	12,285	12,306	0	95	0	95	0	12,401	0	0	0	93	02/25/2034	1.A FM
..55066W-AA-2	LUXE COMMERCIAL MORTGAGE TRU SERIES 2021-TRIP CLASS A 144A 5.734% 10/15/38		03/15/2023	Paydown		1,453,619	1,453,619	1,453,619	1,453,619	0	0	0	0	0	1,453,619	0	0	0	19,988	10/15/2038	1.A
..552751-AA-7	MFRA TRUST SERIES 2020-NQM2 CLASS A1 144A 1.381% 04/25/65		03/01/2023	Paydown		118,401	118,401	118,399	118,349	0	52	0	52	0	118,401	0	0	0	253	04/25/2065	1.A FE
..566061-AL-1	MARBLE POINT CLO X LTD SERIES 2017-1A CLASS AR 144A 5.870% 10/15/30		01/15/2023	Paydown		196,010	196,010	196,010	196,010	0	0	0	0	0	196,010	0	0	0	2,564	10/15/2030	1.A FE
..57643L-GZ-3	MASTR ASSET BACKED SECURITIES SERIES 2005-WMC1 CLASS M4 3.425% 03/25/35		03/27/2023	Paydown		64,085	64,085	64,135	64,126	0	(41)	0	(41)	0	64,085	0	0	0	427	03/25/2035	1.A FM
..57645R-AA-9	MASTR ADJUSTABLE RATE MORTGA SERIES 2007-HF1 CLASS A1 5.325% 05/25/37		03/27/2023	Paydown		39,209	39,209	20,737	20,737	0	18,472	0	18,472	0	39,209	0	0	0	86	05/25/2037	1.A FM
..599191-AA-1	MILEAGE PLUS HLDINGS LLC SERIES 144A 6.500% 06/20/27		03/20/2023	Redemption 100.0000		45,052	45,052	47,976	47,028	0	(337)	0	(337)	0	46,690	0	(1,638)	(1,638)	731	06/20/2027	2.C FE
..59981T-AC-9	MILL CITY MORTGAGE TRUST SERIES 2019-GS2 CLASS A1 144A 2.750% 08/25/59		03/01/2023	Paydown		11,599	11,599	10,679	10,679	0	920	0	920	0	11,599	0	0	0	50	08/25/2059	1.A
..61744C-HA-7	MORGAN STANLEY CAPITAL INC SERIES 2004-HEB CLASS M1 5.805% 09/25/34		03/27/2023	Paydown		31,337	31,337	30,240	30,487	0	850	0	850	0	31,337	0	0	0	281	09/25/2034	1.A FM
..62917J-AA-8	NMLT TRUST SERIES 2021-INV2 CLASS A1 144A 1.162% 08/25/56		03/01/2023	Paydown		257,258	257,258	201,676	202,847	0	54,411	0	54,411	0	257,258	0	0	0	495	08/25/2056	1.A FE
..62955R-AA-3	NEW YORK MORTGAGE TRUST SERIES 2021-SP1 CLASS A1 144A 1.670% 08/25/61		03/01/2023	Paydown		141,832	141,832	141,832	141,832	0	0	0	0	0	141,832	0	0	0	386	08/25/2061	2.B Z
..64352V-AY-3	NEW CENTURY HOME EQUITY LN TR SERIES 05-C CLASS A2D 5.525% 12/25/35		03/27/2023	Paydown		173,748	173,748	171,962	173,166	0	582	0	582	0	173,748	0	0	0	1,056	12/25/2035	1.A FM
..64831E-AB-6	NEW RESIDENTIAL MORTGAGE LOAN SERIES 2021-NQ2R CLASS A2 144A 1.147% 10/25/58		03/01/2023	Paydown		76,902	76,902	76,902	76,878	0	24	0	24	0	76,902	0	0	0	132	10/25/2058	1.A

E05.2



STATEMENT AS OF MARCH 31, 2023 OF THE Amerigroup Tennessee, Inc.

**SCHEDULE D - PART 4**

Show All Long-Term Bonds and Stock Sold, Redeemed or Otherwise Disposed of During the Current Quarter

1	2	3	4	5	6	7	8	9	10	Change In Book/Adjusted Carrying Value					16	17	18	19	20	21	22
										11	12	13	14	15							
CUSIP Identification	Description	For- eign	Disposal Date	Name of Purchaser	Number of Shares of Stock	Consid- eration	Par Value	Actual Cost	Prior Year Book/ Adjusted Carrying Value	Unrealized Valuation Increase/ (Decrease)	Current Year's (Amor- tization)/ Accretion	Current Year's Other Than Temporary Impairment Recogn- ized	Total Change in Book/ Adjusted Carrying Value (11 + 12 - 13)	Total Foreign Exchange Change in Book /Adjusted Carrying Value	Book/ Adjusted Carrying Value at Disposal Date	Foreign Exchange Gain (Loss) on Disposal	Realized Gain (Loss) on Disposal	Total Gain (Loss) on Disposal	Bond Interest/ Stock Dividends Received During Year	Stated Con- tractual Maturity Date	NAIC Desig- nation, NAIC Desig- nation Modifier and SVO Admini- strative Symbol
..64831E-AC-4	NEW RESIDENTIAL MORTGAGE LOAN SERIES 2021-N2R CLASS A3 144A 1.353% 10/25/58		03/01/2023	Paydown		55,688	55,688	55,688	55,667	0	21	0	21	0	55,688	0	0	0	113	10/25/2058	1.A
..64831M-AA-0	NEW RESIDENTIAL MORTGAGE LOAN SERIES 2022-NQM2 CLASS A1 144A 3.079% 03/27/62		03/01/2023	Paydown		100,640	100,640	90,513	90,864	0	9,777	0	9,777	0	100,640	0	0	0	628	03/27/2062	1.A FE
..67111K-AJ-9	OZLM LTD SERIES 2017-16A CLASS A1R 144A 5.902% 05/16/30		02/16/2023	Paydown		486,966	486,966	486,966	486,966	0	0	0	0	0	486,966	0	0	0	7,061	05/16/2030	1.A FE
..67571E-AB-3	OCTANE RECEIVABLES TRUST SERIES 2022-1A CLASS A2 144A 4.180% 03/20/28		03/20/2023	Paydown		327,239	327,239	327,208	327,214	0	25	0	25	0	327,239	0	0	0	2,271	03/20/2028	1.C FE
..69546R-AA-4	PAGAYA AI DEBT SELECTION TRUST SERIES 2021-3 CLASS A 144A 1.150% 05/15/29		03/15/2023	Paydown		263,260	263,260	263,260	263,260	0	0	0	0	0	263,260	0	0	0	501	05/15/2029	1.F FE
..69702H-AA-6	PALMER SQUARE LOAN FUNDING LTD SERIES 2021-4A CLASS A1 144A 5.630% 10/15/29		01/15/2023	Paydown		71,007	71,007	71,007	71,007	0	0	0	0	0	71,007	0	0	0	885	10/15/2029	1.A FE
..709599-AY-0	PENSKO TRUCK LEASING PTL SERIES 144A 2.700% 03/14/23		03/14/2023	Maturity		890,000	890,000	887,971	889,920	0	80	0	80	0	890,000	0	0	0	12,015	03/14/2023	2.B FE
..74140Q-AA-6	PRETIUM MORTGAGE CREDIT PARTN SERIES 2021-RN1 CLASS A1 144A 1.992% 02/25/61		03/25/2023	Paydown		133,668	133,668	133,668	133,668	0	1	0	1	0	133,668	0	0	0	596	02/25/2061	2.B Z
..78449A-AA-0	SLAM 2021 1 LLC SERIES 2021-1A CLASS A 144A 2.434% 06/15/46		03/15/2023	Paydown		15,600	15,600	15,599	15,600	0	0	0	0	0	15,600	0	0	0	63	06/15/2046	1.F FE
..83610C-AW-1	SOUND POINT CLO LTD SERIES 2016-2A CLASS AR2 144A 5.858% 10/20/28		01/20/2023	Paydown		829,140	829,140	829,140	829,140	0	0	0	0	0	829,140	0	0	0	11,214	10/20/2028	1.A FE
..83610K-AJ-2	SOUND POINT CLO LTD SERIES 2017-2A CLASS AR 144A 5.798% 07/25/30		01/25/2023	Paydown		326,878	326,878	326,878	326,878	0	0	0	0	0	326,878	0	0	0	4,459	07/25/2030	1.A FE
..84751P-EU-9	SPECIALTY UNDERWRITING & RESID SERIES 2005-BC1 CLASS M4 6.015% 12/25/35		02/27/2023	Paydown		16,099	16,099	16,062	16,070	0	30	0	30	0	16,099	0	0	0	92	12/25/2035	1.A FM
..88033G-CY-4	TENET HEALTHCARE CORP SERIES 144A 4.875% 01/01/26		01/20/2023	Tax Free Exchange		468,282	480,000	466,800	455,717	12,370	195	0	12,565	0	468,282	0	0	0	12,935	01/01/2026	3.C FE
..88339V-AA-6	THEOREM FUNDING TRUST SERIES 2021-1A CLASS A 144A 1.210% 12/15/27		03/15/2023	Paydown		46,469	46,469	46,467	46,468	0	2	0	2	0	46,469	0	0	0	93	12/15/2027	1.G FE
..88339X-AA-2	THEOREM FUNDING TRUST SERIES 2022-1A CLASS A 144A 1.850% 02/15/28		03/15/2023	Paydown		297,628	297,628	297,114	297,337	0	291	0	291	0	297,628	0	0	0	904	02/15/2028	1.G FE
..89176U-AN-4	TOWN POINT MORTGAGE TRUST SERIES 2020-2 CLASS A1A 144A 1.636% 04/25/60		03/01/2023	Paydown		10,481	10,481	9,165	9,172	0	1,309	0	1,309	0	10,481	0	0	0	28	04/25/2060	1.A
..89177H-AA-0	TOWN POINT MORTGAGE TRUST SERIES 2019-HY2 CLASS A1 144A 5.845% 05/25/58		03/27/2023	Paydown Redemption 100.0000		75,190	75,190	75,766	75,526	0	(336)	0	(336)	0	75,190	0	0	0	458	05/25/2058	1.A
..90932V-AA-3	UNITED AIR 2020 1 B PTT 4.875% 07/15/27		01/15/2023			8,470	8,470	8,576	8,544	0	(1)	0	(1)	0	8,543	0	(73)	(73)	103	07/15/2027	2.C FE
..92331E-AF-3	VENTURE CDO LTD SERIES 2017-29A CLASS AR 144A 5.854% 09/07/30		02/15/2023	Paydown		67,072	67,072	67,072	67,072	0	0	0	0	0	67,072	0	0	0	959	09/07/2030	1.A FE
..92331M-AE-8	VENTURE CLO LTD SERIES 2017-26A CLASS AR 144A 5.908% 01/20/29		01/20/2023	Paydown		95,888	95,888	95,888	95,888	0	0	0	0	0	95,888	0	0	0	1,309	01/20/2029	1.A FE
..92558B-AJ-7	VIBRANT CLO LTD SERIES 2017-7A CLASS A1R 144A 5.848% 09/15/30		01/20/2023	Paydown		358,606	358,606	358,606	358,606	0	0	0	0	0	358,606	0	0	0	4,841	09/15/2030	1.A FE
..92558E-AJ-1	VIBRANT CLO LTD SERIES 2017-6A CLASS AR 144A 5.913% 06/20/29		03/20/2023	Paydown		69,201	69,201	69,201	69,201	0	0	0	0	0	69,201	0	0	0	985	06/20/2029	1.A FE
..92911U-AJ-7	VOYA CLO LTD SERIES 2016-2A CLASS A1R 144A 5.377% 07/19/28		01/19/2023	Paydown		125,502	125,502	125,502	125,502	0	0	0	0	0	125,502	0	0	0	1,724	07/19/2028	1.A FE
..225401-AZ-1	CREDIT SUISSE GROUP AG SERIES 144A 6.537% 08/12/33	D	03/15/2023	J P Morgan		186,875	250,000	250,000	250,000	0	0	0	0	0	250,000	0	(63,125)	(63,125)	9,760	08/12/2033	2.B FE
..460599-AC-7	INTERNATIONAL GAME TECH SERIES 144A 6.500% 02/15/25	D	03/16/2023	Call 101.2541		202,508	200,000	223,000	201,218	4,799	(748)	0	4,051	0	205,269	0	(5,269)	(5,269)	10,128	02/15/2025	3.B FE
..70014L-AC-4	PARK AEROSPACE HOLDINGS SERIES 144A 4.500% 03/15/23	D	03/15/2023	Maturity		800,000	800,000	799,000	799,958	0	42	0	42	0	800,000	0	0	0	18,000	03/15/2023	2.C FE
..88167A-AP-6	TEVA PHARMACEUTICAL INDU 4.750% 05/09/27	D	03/02/2023	Various		956,650	1,060,000	1,042,017	958,134	85,042	601	0	85,643	0	1,043,776	0	(87,126)	(87,126)	16,364	05/09/2027	3.C FE

STATEMENT AS OF MARCH 31, 2023 OF THE Amerigroup Tennessee, Inc.

**SCHEDULE D - PART 4**

Show All Long-Term Bonds and Stock Sold, Redeemed or Otherwise Disposed of During the Current Quarter

1	2	3	4	5	6	7	8	9	10	Change In Book/Adjusted Carrying Value					16	17	18	19	20	21	22			
										11	12	13	14	15										
CUSIP Identification	Description	Foreign	Disposal Date	Name of Purchaser	Number of Shares of Stock	Consideration	Par Value	Actual Cost	Prior Year Book/Adjusted Carrying Value	Unrealized Valuation Increase/(Decrease)	Current Year's (Amortization)/Accretion	Other Than Temporary Impairment Recognized	Total Change in Book/Adjusted Carrying Value (11 + 12 - 13)	Total Foreign Exchange Change in Book /Adjusted Carrying Value	Book/Adjusted Carrying Value at Disposal Date	Foreign Exchange Gain (Loss) on Disposal	Realized Gain (Loss) on Disposal	Total Gain (Loss) on Disposal	Bond Interest/Stock Dividends Received During Year	Stated Contractual Maturity Date	NAIC Designation, NAIC Designation Modifier and SVO Administrative Symbol			
..91835R-AA-8	VINC FINANCE LLC SERIES 2021-FL4 CLASS A 144A 5.488% 06/16/36	D	03/20/2023	Paydown		3,520	3,520	3,520	3,520	0	0	0	0	0	3,520	0	0	0	33	06/16/2036	1.A FE			
<b>1109999999. Subtotal - Bonds - Industrial and Miscellaneous (Unaffiliated)</b>						16,100,815	16,832,060	16,786,736	16,012,338	782,654	112,349	0	895,003	0	16,924,973	0	(834,066)	(834,066)	261,510	XXX	XXX			
..369604-BQ-5	GENERAL ELECTRIC CO SERIES D 8.196% Perpet.		03/15/2023	Redemption 100.0000		3,000	3,000	2,806	2,806	0	0	0	0	2,806	0	194	194	61	01/01/9999	3.A FE				
<b>1309999999. Subtotal - Bonds - Hybrid Securities</b>						3,000	3,000	2,806	2,806	0	0	0	0	2,806	0	194	194	61	XXX	XXX				
..464287-24-2	ISHARES IBOXX INV GRD CORP BON		03/07/2023	WallachBeth	0.000	4,136,458	0	5,109,383	5,131,575	0	1,000	0	1,000	0	5,132,575	0	(996,117)	(996,117)	27,980		2.A			
..464288-63-8	ISHARES INTERMEDIATE TERM CORP		03/07/2023	WallachBeth	0.000	10,053,356	0	12,043,759	12,015,999	0	(2,324)	0	(2,324)	0	12,013,675	0	(1,960,319)	(1,960,319)	61,094		2.B			
..464288-64-6	ISHARES SHORT TERM CORPORATE B		03/07/2023	WallachBeth	0.000	9,934,052	0	10,948,883	10,868,584	0	(4,155)	0	(4,155)	0	10,864,429	0	(930,377)	(930,377)	47,644		2.A			
..466410-83-7	JPMORGAN ULTRA-SHORT INCOME		03/07/2023	WallachBeth	0.000	7,209,503	0	7,299,250	6,145,812	0	(427,052)	0	(427,052)	0	5,718,760	0	1,490,743	1,490,743	67,045		1.G			
..78464A-47-4	SPDR PORTFOLIO SHORT TERM CORP		03/07/2023	WallachBeth	0.000	13,632,469	0	14,598,531	14,260,766	0	(25,675)	0	(25,675)	0	14,235,091	0	(602,624)	(602,624)	77,717		2.A			
<b>1619999999. Subtotal - Bonds - SVO Identified Funds</b>						44,965,838	0	49,999,806	48,422,736	0	(458,206)	0	(458,206)	0	47,964,530	0	(2,998,694)	(2,998,694)	281,480	XXX	XXX			
<b>2509999997. Total - Bonds - Part 4</b>						77,211,040	32,931,629	84,616,426	81,583,767	782,654	(365,850)	0	416,804	0	82,018,204	0	(4,817,074)	(4,817,074)	727,663	XXX	XXX			
<b>2509999998. Total - Bonds - Part 5</b>						XXX	XXX	XXX	XXX	XXX	XXX	XXX	XXX	XXX	XXX	XXX	XXX	XXX	XXX	XXX	XXX	XXX		
<b>2509999999. Total - Bonds</b>						77,211,040	32,931,629	84,616,426	81,583,767	782,654	(365,850)	0	416,804	0	82,018,204	0	(4,817,074)	(4,817,074)	727,663	XXX	XXX			
<b>4509999997. Total - Preferred Stocks - Part 4</b>						0	XXX	0	0	0	0	0	0	0	0	0	0	0	0	0	0	XXX	XXX	
<b>4509999998. Total - Preferred Stocks - Part 5</b>						XXX	XXX	XXX	XXX	XXX	XXX	XXX	XXX	XXX	XXX	XXX	XXX	XXX	XXX	XXX	XXX	XXX	XXX	
<b>4509999999. Total - Preferred Stocks</b>						0	XXX	0	0	0	0	0	0	0	0	0	0	0	0	0	0	XXX	XXX	
<b>5989999997. Total - Common Stocks - Part 4</b>						0	XXX	0	0	0	0	0	0	0	0	0	0	0	0	0	0	XXX	XXX	
<b>5989999998. Total - Common Stocks - Part 5</b>						XXX	XXX	XXX	XXX	XXX	XXX	XXX	XXX	XXX	XXX	XXX	XXX	XXX	XXX	XXX	XXX	XXX	XXX	
<b>5989999999. Total - Common Stocks</b>						0	XXX	0	0	0	0	0	0	0	0	0	0	0	0	0	0	0	XXX	XXX
<b>5999999999. Total - Preferred and Common Stocks</b>						0	XXX	0	0	0	0	0	0	0	0	0	0	0	0	0	0	0	XXX	XXX
<b>6009999999 - Totals</b>						77,211,040	XXX	84,616,426	81,583,767	782,654	(365,850)	0	416,804	0	82,018,204	0	(4,817,074)	(4,817,074)	727,663	XXX	XXX			

E05.4

Schedule DB - Part A - Section 1 - Options, Caps, Floors, Collars, Swaps and Forwards Open

**N O N E**

Schedule DB - Part B - Section 1 - Futures Contracts Open

**N O N E**

Schedule DB - Part B - Section 1B - Brokers with whom cash deposits have been made

**N O N E**

Schedule DB - Part D - Section 1 - Counterparty Exposure for Derivative Instruments Open

**N O N E**

Schedule DB - Part D-Section 2 - Collateral for Derivative Instruments Open - Pledged By

**N O N E**

Schedule DB - Part D-Section 2 - Collateral for Derivative Instruments Open - Pledged To

**N O N E**

Schedule DB - Part E - Derivatives Hedging Variable Annuity Guarantees

**N O N E**

STATEMENT AS OF MARCH 31, 2023 OF THE Amerigroup Tennessee, Inc.

**SCHEDULE DL - PART 1**  
**SECURITIES LENDING COLLATERAL ASSETS**

Reinvested Collateral Assets Owned Current Statement Date

(Securities lending collateral assets reported in aggregate on Line 10 of the Assets page and not included on Schedules A, B, BA, D, DB and E)

1	2	3	4	5	6	7
CUSIP Identification	Description	Code	NAIC Designation, NAIC Designation Modifier and SVO Administrative Symbol	Fair Value	Book/Adjusted Carrying Value	Maturity Date
912810-0Q-4	UNITED STATES OF AMERICA BOND FIXED 4.375% 15/MAY/2041 USD 100		1.A	1,081	1,081	05/15/2041
912810-RB-6	UNITED STATES OF AMERICA BOND FIXED 2.875% 15/MAY/2043 USD 100		1.A	690	690	05/15/2043
912810-RD-2	UNITED STATES OF AMERICA BOND FIXED 3.75% 15/NOV/2043 USD 100		1.A	3,152	3,152	11/15/2043
912810-SE-9	UNITED STATES OF AMERICA BOND FIXED 3.375% 15/NOV/2048 USD 100		1.A	4,297	4,297	11/15/2048
912810-SJ-8	UNITED STATES OF AMERICA BOND FIXED 2.25% 15/AUG/2049 USD 100		1.A	723,638	723,638	08/15/2049
912810-SK-5	UNITED STATES OF AMERICA BOND FIXED 2.375% 15/NOV/2049 USD 100		1.A	671	671	11/15/2049
912810-SS-8	UNITED STATES OF AMERICA BOND FIXED 1.625% 15/NOV/2050 USD 100		1.A	228,095	228,095	11/15/2050
912810-ST-6	UNITED STATES OF AMERICA BOND FIXED 1.375% 15/NOV/2040 USD 100		1.A	2,524	2,524	11/15/2040
912810-SX-7	UNITED STATES OF AMERICA BOND FIXED 2.375% 15/MAY/2051 USD 100		1.A	1,590	1,590	05/15/2051
912810-SY-5	UNITED STATES OF AMERICA BOND FIXED 2.25% 15/MAY/2041 USD 100		1.A	376,726	376,726	05/15/2041
912810-TC-2	UNITED STATES OF AMERICA BOND FIXED 2% 15/NOV/2041 USD 100		1.A	1,269	1,269	11/15/2041
912810-TD-0	UNITED STATES OF AMERICA BOND FIXED 2.25% 15/FEB/2052 USD 100		1.A	728	728	02/15/2052
912810-TH-1	UNITED STATES OF AMERICA BOND FIXED 3.25% 15/MAY/2042 USD 100		1.A	1,646	1,646	05/15/2042
912828-2Y-5	UNITED STATES OF AMERICA NOTES FIXED 2.125% 30/SEP/2024 USD 100		1.A	1,759	1,759	09/30/2024
912828-3F-5	UNITED STATES OF AMERICA NOTES FIXED 2.25% 15/NOV/2027 USD 100		1.A	1,213	1,213	11/15/2027
912828-3H-8	UNITED STATES OF AMERICA NOTES FIXED 2.75% 15/FEB/2028 USD 100		1.A	1,706	1,706	02/15/2028
912828-4M-9	UNITED STATES OF AMERICA NOTES FIXED 2.875% 30/APR/2025 USD 100		1.A	975	975	04/30/2025
912828-4N-7	UNITED STATES OF AMERICA NOTES FIXED 2.875% 15/MAY/2028 USD 100		1.A	2,398	2,398	05/15/2028
912828-4Y-9	UNITED STATES OF AMERICA NOTES FIXED 2.875% 15/AUG/2028 USD 100		1.A	25,418	25,418	08/15/2028
912828-6B-1	UNITED STATES OF AMERICA NOTES FIXED 2.625% 15/FEB/2029 USD 100		1.A	1,682	1,682	02/15/2029
912828-G3-8	UNITED STATES OF AMERICA NOTES FIXED 2.25% 15/NOV/2024 USD 100		1.A	1,300	1,300	11/15/2024
912828-M5-6	UNITED STATES OF AMERICA NOTES FIXED 2.25% 15/NOV/2025 USD 100		1.A	1,049	1,049	11/15/2025
912828-P4-6	UNITED STATES OF AMERICA NOTES FIXED 1.625% 15/FEB/2026 USD 100		1.A	2,640	2,640	02/15/2026
912828-W7-1	UNITED STATES OF AMERICA NOTES FIXED 2.125% 31/MAR/2024 USD 100		1.A	675	675	03/31/2024
912828-VL-8	UNITED STATES OF AMERICA NOTES FIXED 0.125% 15/OCT/2024 USD 100		1.A	728	728	10/15/2024
912828-YM-6	UNITED STATES OF AMERICA NOTES FIXED 1.5% 31/OCT/2024 USD 100		1.A	852	852	10/31/2024
912828-Z5-2	UNITED STATES OF AMERICA NOTES FIXED 1.375% 31/JAN/2025 USD 100		1.A	1,637	1,637	01/31/2025
912828-Z7-8	UNITED STATES OF AMERICA NOTES FIXED 1.5% 31/JAN/2027 USD 100		1.A	1,635	1,635	01/31/2027
912828-Z9-4	UNITED STATES OF AMERICA NOTES FIXED 1.5% 15/FEB/2030 USD 100		1.A	1,105	1,105	02/15/2030
912828-ZQ-6	UNITED STATES OF AMERICA NOTES FIXED 0.625% 15/MAY/2030 USD 100		1.A	645	645	05/15/2030
91282C-AE-1	UNITED STATES OF AMERICA NOTES FIXED 0.625% 15/AUG/2030 USD 100		1.A	649	649	08/15/2030
91282C-AL-5	UNITED STATES OF AMERICA NOTES FIXED 0.375% 30/SEP/2027 USD 100		1.A	1,445	1,445	09/30/2027
91282C-AV-3	UNITED STATES OF AMERICA NOTES FIXED 0.875% 15/NOV/2030 USD 100		1.A	1,289	1,289	11/15/2030
91282C-BB-6	UNITED STATES OF AMERICA NOTES FIXED 0.625% 31/DEC/2027 USD 100		1.A	604	604	12/31/2027
91282C-BF-7	UNITED STATES OF AMERICA NOTES FIXED 0.125% 15/JAN/2031 USD 100		1.A	2,022,398	2,022,398	01/15/2031
91282C-BJ-9	UNITED STATES OF AMERICA NOTES FIXED 0.75% 31/JAN/2028 USD 100		1.A	1,202	1,202	01/31/2028
91282C-BL-4	UNITED STATES OF AMERICA NOTES FIXED 1.125% 15/FEB/2031 USD 100		1.A	1,690	1,690	02/15/2031
91282C-BS-9	UNITED STATES OF AMERICA NOTES FIXED 1.25% 31/MAR/2028 USD 100		1.A	745	745	03/31/2028
91282C-BT-7	UNITED STATES OF AMERICA NOTES FIXED 0.75% 31/MAR/2026 USD 100		1.A	1,802	1,802	03/31/2026
91282C-CB-5	UNITED STATES OF AMERICA NOTES FIXED 1.625% 15/MAY/2031 USD 100		1.A	854	854	05/15/2031
91282C-CE-9	UNITED STATES OF AMERICA NOTES FIXED 1.25% 31/MAY/2028 USD 100		1.A	1,128	1,128	05/31/2028
91282C-CS-8	UNITED STATES OF AMERICA NOTES FIXED 1.25% 15/AUG/2031 USD 100		1.A	4,225	4,225	08/15/2031
91282C-CV-1	UNITED STATES OF AMERICA NOTES FIXED 1.125% 31/AUG/2028 USD 100		1.A	2,165	2,165	08/31/2028
91282C-CX-7	UNITED STATES OF AMERICA NOTES FIXED 0.375% 15/SEP/2024 USD 100		1.A	974	974	09/15/2024
91282C-DB-4	UNITED STATES OF AMERICA NOTES FIXED 0.625% 15/OCT/2024 USD 100		1.A	227,219	227,219	10/15/2024
91282C-DC-2	UNITED STATES OF AMERICA NOTES FIXED 0.125% 15/OCT/2026 USD 100		1.A	224,418	224,418	10/15/2026
91282C-DF-5	UNITED STATES OF AMERICA NOTES FIXED 1.375% 31/OCT/2028 USD 100		1.A	1,001	1,001	10/31/2028
91282C-DH-1	UNITED STATES OF AMERICA NOTES FIXED 0.75% 15/NOV/2024 USD 100		1.A	748	748	11/15/2024
91282C-DJ-7	UNITED STATES OF AMERICA NOTES FIXED 1.375% 15/NOV/2031 USD 100		1.A	1,835	1,835	11/15/2031
91282C-DS-7	UNITED STATES OF AMERICA NOTES FIXED 1.125% 15/JAN/2025 USD 100		1.A	1,031	1,031	01/15/2025
91282C-DH-8	UNITED STATES OF AMERICA NOTES FIXED 1.75% 31/JAN/2029 USD 100		1.A	1,368	1,368	01/31/2029
91282C-DY-4	UNITED STATES OF AMERICA NOTES FIXED 1.875% 15/FEB/2032 USD 100		1.A	985	985	02/15/2032
91282C-DZ-1	UNITED STATES OF AMERICA NOTES FIXED 1.5% 15/FEB/2025 USD 100		1.A	394	394	02/15/2025
91282C-EB-3	UNITED STATES OF AMERICA NOTES FIXED 1.875% 28/FEB/2029 USD 100		1.A	2,343	2,343	02/28/2029
91282C-ED-9	UNITED STATES OF AMERICA NOTES FIXED 1.75% 15/MAR/2025 USD 100		1.A	1,580	1,580	03/15/2025
91282C-EE-7	UNITED STATES OF AMERICA NOTES FIXED 2.375% 31/MAR/2029 USD 100		1.A	783	783	03/31/2029
91282C-EF-4	UNITED STATES OF AMERICA NOTES FIXED 2.5% 31/MAR/2027 USD 100		1.A	743	743	03/31/2027
91282C-FB-2	UNITED STATES OF AMERICA NOTES FIXED 2.75% 31/JUL/2027 USD 100		1.A	1,770	1,770	07/31/2027
91282C-FF-3	UNITED STATES OF AMERICA NOTES FIXED 2.75% 15/AUG/2032 USD 100		1.A	742	742	08/15/2032
91282C-FR-7	UNITED STATES OF AMERICA NOTES FIXED 1.625% 15/OCT/2027 USD 100		1.A	2,040	2,040	10/15/2027
91282C-GE-5	UNITED STATES OF AMERICA NOTES FIXED 3.875% 15/JAN/2026 USD 100		1.A	1,458	1,458	01/15/2026
0019999999	Subtotal - Bonds - U.S. Governments - Issuer Obligations			3,905,152	3,905,152	XXX
0109999999	Total - U.S. Government Bonds			3,905,152	3,905,152	XXX
0309999999	Total - All Other Government Bonds			0	0	XXX
0509999999	Total - U.S. States, Territories and Possessions Bonds			0	0	XXX
0709999999	Total - U.S. Political Subdivisions Bonds			0	0	XXX
0909999999	Total - U.S. Special Revenues Bonds			0	0	XXX
1109999999	Total - Industrial and Miscellaneous (Unaffiliated) Bonds			0	0	XXX
1309999999	Total - Hybrid Securities			0	0	XXX
1509999999	Total - Parent, Subsidiaries and Affiliates Bonds			0	0	XXX
1909999999	Subtotal - Unaffiliated Bank Loans			0	0	XXX
2419999999	Total - Issuer Obligations			3,905,152	3,905,152	XXX
2429999999	Total - Residential Mortgage-Backed Securities			0	0	XXX
2439999999	Total - Commercial Mortgage-Backed Securities			0	0	XXX
2449999999	Total - Other Loan-Backed and Structured Securities			0	0	XXX
2459999999	Total - SVO Identified Funds			0	0	XXX
2469999999	Total - Affiliated Bank Loans			0	0	XXX
2479999999	Total - Unaffiliated Bank Loans			0	0	XXX
2489999999	Total - Unaffiliated Certificates of Deposit			0	0	XXX
2509999999	Total Bonds			3,905,152	3,905,152	XXX
4109999999	Total - Preferred Stocks (Schedule D, Part 2, Section 1 type) - Industrial and Miscellaneous (Unaffiliated)			0	0	XXX
4409999999	Total - Preferred Stocks (Schedule D, Part 2, Section 1 type) - Parent, Subsidiaries and Affiliates			0	0	XXX
4509999999	Total - Preferred Stocks (Schedule D, Part 2, Section 1 type)			0	0	XXX
5109999999	Total - Common Stocks (Schedule D, Part 2, Section 2 type) - Industrial and Miscellaneous (Unaffiliated)			0	0	XXX
5409999999	Total - Common Stocks (Schedule D, Part 2, Section 2 type) - Mutual Funds			0	0	XXX
5609999999	Total - Common Stocks (Schedule D, Part 2, Section 2 type) - Unit Investment Trusts			0	0	XXX
5809999999	Total - Common Stocks (Schedule D, Part 2, Section 2 type) - Closed-End Funds			0	0	XXX
5979999999	Total - Common Stocks (Schedule D, Part 2, Section 2 type) - Parent, Subsidiaries and Affiliates			0	0	XXX
5989999999	Total - Common Stocks (Schedule D, Part 2, Section 2 type)			0	0	XXX
5999999999	Total - Preferred and Common Stocks			0	0	XXX
000000-00-0	PERSHING LLC		1.E	28,209	28,209	08/03/2023
000000-00-0	PERSHING LLC		1.E	1,825,923	1,825,923	08/03/2023
000000-00-0	PERSHING LLC		1.E	438,372	438,372	08/03/2023

STATEMENT AS OF MARCH 31, 2023 OF THE Amerigroup Tennessee, Inc.

**SCHEDULE DL - PART 1**  
**SECURITIES LENDING COLLATERAL ASSETS**

Reinvested Collateral Assets Owned Current Statement Date

(Securities lending collateral assets reported in aggregate on Line 10 of the Assets page and not included on Schedules A, B, BA, D, DB and E)

1	2	3	4	5	6	7
CUSIP Identification	Description	Code	NAIC Designation, NAIC Designation Modifier and SVO Administrative Symbol	Fair Value	Book/Adjusted Carrying Value	Maturity Date
000000-00-0	PERSHING LLC		1.E	35,262	35,262	08/03/2023
000000-00-0	PERSHING LLC		1.E	2,282,403	2,282,403	08/03/2023
000000-00-0	PERSHING LLC		1.E	547,965	547,965	08/03/2023
000000-00-0	SKANDANAVISKA ENSKILDA BANKEN		1.E	9,877	9,877	05/03/2023
000000-00-0	SKANDANAVISKA ENSKILDA BANKEN		1.E	639,335	639,073	05/03/2023
000000-00-0	SKANDANAVISKA ENSKILDA BANKEN		1.E	153,493	153,430	05/03/2023
000000-00-0	MORGAN STANLEY		1.E	52,892	52,892	09/28/2023
000000-00-0	MORGAN STANLEY		1.E	3,423,605	3,423,605	09/28/2023
000000-00-0	MORGAN STANLEY		1.E	821,948	821,948	09/28/2023
000000-00-0	BANK OF AMERICA NA		1.E	17,633	17,631	05/15/2023
000000-00-0	BANK OF AMERICA NA		1.E	1,141,319	1,141,202	05/15/2023
000000-00-0	BANK OF AMERICA NA		1.E	274,011	273,983	05/15/2023
000000-00-0	LA BANQUE POSTALE		1.E	28,209	28,209	09/13/2023
000000-00-0	LA BANQUE POSTALE		1.E	1,825,923	1,825,923	09/13/2023
000000-00-0	LA BANQUE POSTALE		1.E	438,372	438,372	09/13/2023
000000-00-0	UBS AG LONDON		1.E	17,631	17,631	11/27/2023
000000-00-0	UBS AG LONDON		1.E	1,141,202	1,141,202	11/27/2023
000000-00-0	UBS AG LONDON		1.E	273,983	273,983	11/27/2023
000000-00-0	ING (US) Funding LLC		1.E	17,639	17,631	05/22/2023
000000-00-0	ING (US) Funding LLC		1.E	1,141,740	1,141,202	05/22/2023
000000-00-0	ING (US) Funding LLC		1.E	274,112	273,983	05/22/2023
000000-00-0	UNITED STATES OF AMERICA NOTES FIXED 0.125% 15/SEP/2023 USD 100		1.A	1,568	1,568	09/15/2023
000000-00-0	UNITED STATES OF AMERICA NOTES FIXED 0.25% 15/NOV/2023 USD 100		1.A	4,517	4,517	11/15/2023
000000-00-0	UNITED STATES OF AMERICA NOTES FIXED 0.5% 30/NOV/2023 USD 100		1.A	865	865	11/30/2023
000000-00-0	UNITED STATES OF AMERICA NOTES FIXED 0.25% 15/MAR/2024 USD 100		1.A	1,344	1,344	03/15/2024
9509999999	Subtotal - Short-Term Invested Assets (Schedule DA type)			16,859,374	16,858,222	XXX
000000-00-0	MIZUHO BANK LIMITED LONDON			7,052	7,052	04/03/2023
000000-00-0	MIZUHO BANK LIMITED LONDON			456,481	456,481	04/03/2023
000000-00-0	MIZUHO BANK LIMITED LONDON			109,593	109,593	04/03/2023
000000-00-0	NATL BANK CANADA			40,903	40,903	04/06/2023
000000-00-0	NATL BANK CANADA			2,647,588	2,647,588	04/06/2023
000000-00-0	NATL BANK CANADA			635,640	635,640	04/06/2023
000000-00-0	NATL BANK CANADA			31,735	31,735	04/10/2023
000000-00-0	NATL BANK CANADA			2,054,163	2,054,163	04/10/2023
000000-00-0	NATL BANK CANADA			493,169	493,169	04/10/2023
000000-00-0	MIZUHO BANK LIMITED LONDON			14,105	14,105	04/03/2023
000000-00-0	MIZUHO BANK LIMITED LONDON			912,961	912,961	04/03/2023
000000-00-0	MIZUHO BANK LIMITED LONDON			219,186	219,186	04/03/2023
000000-00-0	Mitsubishi UFJ Trust & Bank Co			9,829	9,755	05/03/2023
000000-00-0	Mitsubishi UFJ Trust & Bank Co			636,210	631,424	05/03/2023
000000-00-0	Mitsubishi UFJ Trust & Bank Co			152,743	151,594	05/03/2023
000000-00-0	SUMITOMO MITSUI TRUST BANK LTD, LDN			10,551	10,452	04/19/2023
000000-00-0	SUMITOMO MITSUI TRUST BANK LTD, LDN			682,961	676,527	04/19/2023
000000-00-0	SUMITOMO MITSUI TRUST BANK LTD, LDN			163,967	162,422	04/19/2023
000000-00-0	BARCLAYS NEW YORK			14,105	14,105	04/05/2023
000000-00-0	BARCLAYS NEW YORK			912,992	912,961	04/05/2023
000000-00-0	BARCLAYS NEW YORK			219,193	219,186	04/05/2023
000000-00-0	BARCLAYS NEW YORK			10,580	10,578	07/11/2023
000000-00-0	BARCLAYS NEW YORK			684,816	684,721	07/11/2023
000000-00-0	BARCLAYS NEW YORK			164,412	164,390	07/11/2023
000000-00-0	MUFG Bank Ltd, New York Branch			7,047	7,052	08/21/2023
000000-00-0	MUFG Bank Ltd, New York Branch			456,116	456,481	08/21/2023
000000-00-0	MUFG Bank Ltd, New York Branch			109,505	109,593	08/21/2023
000000-00-0	BANCO SANTANDER SA NY			17,631	17,631	04/03/2023
000000-00-0	DZ BANK AG NEW YORK			7,052	7,052	04/03/2023
000000-00-0	BANCO SANTANDER SA NY			1,141,202	1,141,202	04/03/2023
000000-00-0	DZ BANK AG NEW YORK			456,481	456,481	04/03/2023
000000-00-0	BANCO SANTANDER SA NY			273,983	273,983	04/03/2023
000000-00-0	DZ BANK AG NEW YORK			109,593	109,593	04/03/2023
000000-00-0	CREDIT AGRICOLE CIB, NY			17,626	17,631	06/14/2023
000000-00-0	CREDIT AGRICOLE CIB, NY			1,140,906	1,141,202	06/14/2023
000000-00-0	CREDIT AGRICOLE CIB, NY			273,912	273,983	06/14/2023
000000-00-0	BANK OF MONTREAL CHICAGO			14,105	14,105	04/04/2023
000000-00-0	BANK OF MONTREAL CHICAGO			912,977	912,961	04/04/2023
000000-00-0	BANK OF MONTREAL CHICAGO			219,190	219,186	04/04/2023
000000-00-0	CREDIT AGRICOLE CIB, NY			24,690	24,683	04/25/2023
000000-00-0	CREDIT AGRICOLE CIB, NY			1,598,120	1,597,682	04/25/2023
000000-00-0	CREDIT AGRICOLE CIB, NY			383,681	383,576	04/25/2023
000000-00-0	SKANDI NY			17,632	17,631	04/12/2023
000000-00-0	SKANDI NY			1,141,309	1,141,202	04/12/2023
000000-00-0	SKANDI NY			274,008	273,983	04/12/2023
000000-00-0	BNP PARIBAS, NY			10,578	10,578	09/08/2023
000000-00-0	BNP PARIBAS, NY			684,721	684,721	09/08/2023
000000-00-0	BNP PARIBAS, NY			164,390	164,390	09/08/2023
000000-00-0	BNP PARIBAS, NY			15,496	15,515	09/18/2023
000000-00-0	BNP PARIBAS, NY			1,003,005	1,004,258	09/18/2023
000000-00-0	BNP PARIBAS, NY			240,804	241,105	09/18/2023
000000-00-0	CIC NY			14,077	14,105	12/01/2023
000000-00-0	CIC NY			911,194	912,961	12/01/2023
000000-00-0	CIC NY			218,762	219,186	12/01/2023
000000-00-0	BANK OF MONTREAL CHICAGO			10,593	10,578	08/01/2023
000000-00-0	BANK OF MONTREAL CHICAGO			685,629	684,721	08/01/2023
000000-00-0	BANK OF MONTREAL CHICAGO			164,608	164,390	08/01/2023
000000-00-0	BANK OF MONTREAL CHICAGO			21,196	21,157	11/08/2023
000000-00-0	BANK OF MONTREAL CHICAGO			1,371,969	1,369,442	11/08/2023
000000-00-0	BANK OF MONTREAL CHICAGO			329,386	328,779	11/08/2023
000000-00-0	RABOBANK LONDON			27,504	27,504	05/16/2023
000000-00-0	RABOBANK LONDON			1,780,275	1,780,275	05/16/2023
000000-00-0	RABOBANK LONDON			427,413	427,413	05/16/2023
000000-00-0	CIBC NY			10,541	10,578	03/08/2024
000000-00-0	CIBC NY			682,308	684,721	03/08/2024
000000-00-0	CIBC NY			163,810	164,390	03/08/2024
000000-00-0	FIRST ABU DHABI BANK USA NV			17,631	17,631	04/03/2023
000000-00-0	ROYAL BANK OF CANADA			17,996	17,996	04/03/2023
000000-00-0	FIRST ABU DHABI BANK USA NV			1,141,202	1,141,202	04/03/2023
000000-00-0	ROYAL BANK OF CANADA			1,164,866	1,164,866	04/03/2023
000000-00-0	FIRST ABU DHABI BANK USA NV			273,983	273,983	04/03/2023

STATEMENT AS OF MARCH 31, 2023 OF THE Amerigroup Tennessee, Inc.

**SCHEDULE DL - PART 1**  
**SECURITIES LENDING COLLATERAL ASSETS**

Reinvested Collateral Assets Owned Current Statement Date

(Securities lending collateral assets reported in aggregate on Line 10 of the Assets page and not included on Schedules A, B, BA, D, DB and E)

1	2	3	4	5	6	7
CUSIP Identification	Description	Code	NAIC Designation, NAIC Designation Modifier and SVO Administrative Symbol	Fair Value	Book/Adjusted Carrying Value	Maturity Date
000000-00-0	ROYAL BANK OF CANADA			279,664	279,664	04/03/2023
000000-00-0	AUSTRALIA NEW ZEALAND NY			17,631	17,631	05/18/2023
000000-00-0	AUSTRALIA NEW ZEALAND NY			1,141,202	1,141,202	05/18/2023
000000-00-0	AUSTRALIA NEW ZEALAND NY			273,983	273,983	05/18/2023
000000-00-0	SVENSKA NY			10,578	10,578	07/18/2023
000000-00-0	SVENSKA NY			684,720	684,721	07/18/2023
000000-00-0	SVENSKA NY			164,389	164,390	07/18/2023
000000-00-0	NORDEA BANK ABP, NEW YORK BRANCH			7,054	7,052	04/20/2023
000000-00-0	NORDEA BANK ABP, NEW YORK BRANCH			456,568	456,481	04/20/2023
000000-00-0	NORDEA BANK ABP, NEW YORK BRANCH			109,614	109,593	04/20/2023
000000-00-0	STATE STREET BANK AND TRUST			10,590	10,578	07/14/2023
000000-00-0	STATE STREET BANK AND TRUST			685,451	684,721	07/14/2023
000000-00-0	STATE STREET BANK AND TRUST			164,565	164,390	07/14/2023
000000-00-0	SVENSKA NY			17,618	17,631	10/31/2023
000000-00-0	SVENSKA NY			1,140,401	1,141,202	10/31/2023
000000-00-0	SVENSKA NY			273,790	273,983	10/31/2023
000000-00-0	SVENSKA NY			11,285	11,284	04/12/2023
000000-00-0	SVENSKA NY			730,460	730,369	04/12/2023
000000-00-0	SVENSKA NY			175,371	175,349	04/12/2023
000000-00-0	OCBC NEW YORK			14,075	14,105	12/08/2023
000000-00-0	OCBC NEW YORK			911,012	912,961	12/08/2023
000000-00-0	OCBC NEW YORK			218,718	219,186	12/08/2023
000000-00-0	ROYAL BANK OF CANADA NY			3,526	3,526	04/10/2023
000000-00-0	ROYAL BANK OF CANADA NY			228,258	228,240	04/10/2023
000000-00-0	ROYAL BANK OF CANADA NY			54,801	54,797	04/10/2023
000000-00-0	TORONTO DOMINION NY			35,262	35,262	10/06/2023
000000-00-0	TORONTO DOMINION NY			2,282,403	2,282,403	10/06/2023
000000-00-0	TORONTO DOMINION NY			547,965	547,965	10/06/2023
000000-00-0	ROYAL BANK OF CANADA NY			24,705	24,683	09/20/2023
000000-00-0	ROYAL BANK OF CANADA NY			1,599,100	1,597,682	09/20/2023
000000-00-0	ROYAL BANK OF CANADA NY			383,916	383,576	09/20/2023
000000-00-0	ROYAL BANK OF CANADA NY			10,590	10,578	07/20/2023
000000-00-0	ROYAL BANK OF CANADA NY			685,461	684,721	07/20/2023
000000-00-0	ROYAL BANK OF CANADA NY			164,567	164,390	07/20/2023
000000-00-0	TORONTO DOMINION NY			9,158	9,168	01/23/2024
000000-00-0	TORONTO DOMINION NY			592,793	593,425	01/23/2024
000000-00-0	TORONTO DOMINION NY			142,319	142,471	01/23/2024
000000-00-0	TORONTO DOMINION NY			17,617	17,631	02/13/2024
000000-00-0	TORONTO DOMINION NY			1,140,313	1,141,202	02/13/2024
000000-00-0	TORONTO DOMINION NY			273,769	273,983	02/13/2024
9609999999	Subtotal - Cash (Schedule E Part 1 type)			47,130,898	47,120,784	XXX
	DEUTSCHE BANK SECURITIES INC.		1.G	52,892	52,892	05/05/2023
	DEUTSCHE BANK SECURITIES INC.		1.G	3,423,605	3,423,605	05/05/2023
	DEUTSCHE BANK SECURITIES INC.		1.G	821,948	821,948	05/05/2023
	BOFA SECURITIES, INC		1.E	2,030	2,030	04/03/2023
	BOFA SECURITIES, INC		1.E	131,383	131,383	04/03/2023
	BOFA SECURITIES, INC		1.E	31,543	31,543	04/03/2023
	PERSHING LLC		1.E	16,946	16,946	04/03/2023
	PERSHING LLC		1.E	1,096,906	1,096,906	04/03/2023
	PERSHING LLC		1.E	263,348	263,348	04/03/2023
	BANK OF MONTREAL, LONDON SCM USD		1.E	40,057	40,057	04/03/2023
	BANK OF MONTREAL, LONDON SCM USD		1.E	2,592,810	2,592,810	04/03/2023
	BANK OF MONTREAL, LONDON SCM USD		1.E	622,489	622,489	04/03/2023
	UNITED OF OMAHA LIFE INSURANCE		1.E	7,052	7,052	05/01/2023
	UNITED OF OMAHA LIFE INSURANCE		1.E	2,116	2,116	05/01/2023
	UNITED OF OMAHA LIFE INSURANCE		1.E	456,481	456,481	05/01/2023
	UNITED OF OMAHA LIFE INSURANCE		1.E	136,944	136,944	05/01/2023
	UNITED OF OMAHA LIFE INSURANCE		1.E	109,593	109,593	05/01/2023
	UNITED OF OMAHA LIFE INSURANCE		1.E	32,878	32,878	05/01/2023
	ING FINANCIAL MARKETS LLC RPEQ		1.E	17,631	17,631	05/05/2023
	ING FINANCIAL MARKETS LLC RPEQ		1.E	17,631	17,631	05/05/2023
	ING FINANCIAL MARKETS LLC RPEQ		1.E	1,141,202	1,141,202	05/05/2023
	ING FINANCIAL MARKETS LLC RPEQ		1.E	1,141,202	1,141,202	05/05/2023
	ING FINANCIAL MARKETS LLC RPEQ		1.E	273,983	273,983	05/05/2023
	ING FINANCIAL MARKETS LLC RPEQ		1.E	273,983	273,983	05/05/2023
	ING FINANCIAL MARKETS LLC RPEQ		1.E	17,631	17,631	05/05/2023
	ING FINANCIAL MARKETS LLC RPEQ		1.E	1,141,202	1,141,202	05/05/2023
	ING FINANCIAL MARKETS LLC RPEQ		1.E	273,983	273,983	05/05/2023
	ING BANK NV, LONDON BRANCH		1.E	37,377	37,377	05/05/2023
	ING BANK NV, LONDON BRANCH		1.E	2,419,348	2,419,348	05/05/2023
	ING BANK NV, LONDON BRANCH		1.E	580,843	580,843	05/05/2023
	RBC CAPITAL MKS		1.D	7,052	7,052	04/03/2023
	RBC CAPITAL MKS		1.D	456,481	456,481	04/03/2023
	RBC CAPITAL MKS		1.D	109,593	109,593	04/03/2023
	RBC CAPITAL MKS		1.D	70,523	70,523	05/05/2023
	RBC CAPITAL MKS		1.D	4,564,807	4,564,807	05/05/2023
	RBC CAPITAL MKS		1.D	1,095,931	1,095,931	05/05/2023
	ROYAL BANK CANADA TORONTO		1.D	52,892	52,892	05/05/2023
	ROYAL BANK CANADA TORONTO		1.D	3,423,605	3,423,605	05/05/2023
	ROYAL BANK CANADA TORONTO		1.D	821,948	821,948	05/05/2023
	ROYAL BANK CANADA TORONTO		1.D	35,262	35,262	05/05/2023
	ROYAL BANK CANADA TORONTO		1.D	35,262	35,262	05/05/2023
	ROYAL BANK CANADA TORONTO		1.D	35,262	35,262	05/05/2023
	ROYAL BANK CANADA TORONTO		1.D	2,282,403	2,282,403	05/05/2023
	ROYAL BANK CANADA TORONTO		1.D	2,282,403	2,282,403	05/05/2023
	ROYAL BANK CANADA TORONTO		1.D	2,282,403	2,282,403	05/05/2023
	ROYAL BANK CANADA TORONTO		1.D	547,965	547,965	05/05/2023
	ROYAL BANK CANADA TORONTO		1.D	547,965	547,965	05/05/2023
	ROYAL BANK CANADA TORONTO		1.D	547,965	547,965	05/05/2023
	ROYAL BANK CANADA TORONTO		1.D	28,209	28,209	05/05/2023
	ROYAL BANK CANADA TORONTO		1.D	1,825,923	1,825,923	05/05/2023
	ROYAL BANK CANADA TORONTO		1.D	438,372	438,372	05/05/2023
	FHLB		1.B	6,332	6,317	04/21/2023
	FHLB		1.B	409,874	408,893	04/21/2023
	FHLB		1.B	98,404	98,168	04/21/2023
018616-74-8	ALLIANCE BERNSTEIN GOVT FD		1.A	2,116	2,116	04/03/2023
018616-74-8	ALLIANCE BERNSTEIN GOVT FD		1.A	136,944	136,944	04/03/2023

STATEMENT AS OF MARCH 31, 2023 OF THE Amerigroup Tennessee, Inc.

**SCHEDULE DL - PART 1**  
**SECURITIES LENDING COLLATERAL ASSETS**

Reinvested Collateral Assets Owned Current Statement Date

(Securities lending collateral assets reported in aggregate on Line 10 of the Assets page and not included on Schedules A, B, BA, D, DB and E)

1 CUSIP Identification	2 Description	3 Code	4 NAIC Designation, NAIC Designation Modifier and SVO Administrative Symbol	5 Fair Value	6 Book/Adjusted Carrying Value	7 Maturity Date
018616-74-8	ALLIANCE BERNSTEIN GOVT FD		1.A	32,878	32,878	04/03/2023
261908-10-7	DREYFUS TREASURY & AGENCY LEX		1.A	1,703	1,703	04/03/2023
261908-10-7	DREYFUS TREASURY & AGENCY LEX		1.A	110,240	110,240	04/03/2023
261908-10-7	DREYFUS TREASURY & AGENCY LEX		1.A	26,467	26,467	04/03/2023
09248U-70-0	TFDXX LEX BLACKROCK FED FUND		1.A	57,617	57,617	04/03/2023
09248U-70-0	TFDXX LEX BLACKROCK FED FUND		1.A	3,729,447	3,729,447	04/03/2023
09248U-70-0	TFDXX LEX BLACKROCK FED FUND		1.A	895,376	895,376	04/03/2023
31607A-70-3	FIDELITY INSTITUTIONAL GOVT		1.A	3,526	4,077	04/03/2023
31607A-70-3	FIDELITY INSTITUTIONAL GOVT		1.A	228,240	228,240	04/03/2023
31607A-70-3	FIDELITY INSTITUTIONAL GOVT		1.A	54,797	54,797	04/03/2023
52470G-79-1	WESTERN ASST GOV FD		1.A	14,105	14,105	04/03/2023
52470G-79-1	WESTERN ASST GOV FD		1.A	912,961	912,961	04/03/2023
52470G-79-1	WESTERN ASST GOV FD		1.A	219,186	219,186	04/03/2023
	NOMURA SECURITIES		1.E	52,892	52,892	04/03/2023
	NOMURA SECURITIES		1.E	3,423,605	3,423,605	04/03/2023
	NOMURA SECURITIES		1.E	821,948	821,948	04/03/2023
	TD PRIME SVCS		1.E	38,788	38,788	04/03/2023
	TD PRIME SVCS		1.E	52,892	52,892	04/03/2023
	TD PRIME SVCS		1.E	2,510,644	2,510,644	04/03/2023
	TD PRIME SVCS		1.E	3,423,605	3,423,605	04/03/2023
	TD PRIME SVCS		1.E	602,762	602,762	04/03/2023
	TD PRIME SVCS		1.E	821,948	821,948	04/03/2023
	TD PRIME SVCS		1.E	7,052	7,052	04/03/2023
	TD PRIME SVCS		1.E	456,481	456,481	04/03/2023
	TD PRIME SVCS		1.E	109,593	109,593	04/03/2023
	UNITED STATES OF AMERICA NOTES FIXED 0.125% 31/MAY/2023 USD 100		1.A	1,275	1,275	05/31/2023
9709999999	Subtotal - Cash Equivalents (Schedule E Part 2 type)			57,932,964	57,932,284	XXX
9999999999	Totals			125,828,389	125,816,442	XXX

General Interrogatories:

- Total activity for the year Fair Value \$ (22,508,019) Book/Adjusted Carrying Value \$ (22,490,900)
- Average balance for the year Fair Value \$ 133,347,873 Book/Adjusted Carrying Value \$ 133,313,386
- Reinvested securities lending collateral assets book/adjusted carrying value included in this schedule by NAIC designation:  
 NAIC 1 \$ 78,695,658 NAIC 2 \$ NAIC 3 \$ NAIC 4 \$ NAIC 5 \$ NAIC 6 \$

**SCHEDULE DL - PART 2  
SECURITIES LENDING COLLATERAL ASSETS**

Reinvested Collateral Assets Owned Current Statement Date

(Securities lending collateral assets included on Schedules A, B, BA, D, DB and E and not reported in aggregate on Line 10 of the Assets page)

1	2	3	4	5	6	7
CUSIP Identification	Description	Code	NAIC Designation, NAIC Designation Modifier and SVO Administrative Symbol	Fair Value	Book/Adjusted Carrying Value	Maturity Date
NONE						
999999999 - Totals						XXX

General Interrogatories:

- |                                 |                     |                                       |
|---------------------------------|---------------------|---------------------------------------|
| 1. Total activity for the year  | Fair Value \$ ..... | Book/Adjusted Carrying Value \$ ..... |
| 2. Average balance for the year | Fair Value \$ ..... | Book/Adjusted Carrying Value \$ ..... |





STATEMENT AS OF MARCH 31, 2023 OF THE Amerigroup Tennessee, Inc.

**SCHEDULE E - PART 2 - CASH EQUIVALENTS**

Show Investments Owned End of Current Quarter

1	2	3	4	5	6	7	8	9
CUSIP	Description	Code	Date Acquired	Rate of Interest	Maturity Date	Book/Adjusted Carrying Value	Amount of Interest Due and Accrued	Amount Received During Year
	US TREASURY BOND REPURCHASE AGREEMENT		03/31/2023	4.920	04/03/2023	7,500,000	1,025	0
	US TREASURY BOND		03/31/2023	4.790	04/03/2023	6,000,000	798	0
0019999999	Subtotal - Bonds - U.S. Governments - Issuer Obligations					13,500,000	1,823	0
0109999999	Total - U.S. Government Bonds					13,500,000	1,823	0
0309999999	Total - All Other Government Bonds					0	0	0
0509999999	Total - U.S. States, Territories and Possessions Bonds					0	0	0
0709999999	Total - U.S. Political Subdivisions Bonds					0	0	0
0909999999	Total - U.S. Special Revenues Bonds					0	0	0
1109999999	Total - Industrial and Miscellaneous (Unaffiliated) Bonds					0	0	0
1309999999	Total - Hybrid Securities					0	0	0
1509999999	Total - Parent, Subsidiaries and Affiliates Bonds					0	0	0
1909999999	Subtotal - Unaffiliated Bank Loans					0	0	0
2419999999	Total - Issuer Obligations					13,500,000	1,823	0
2429999999	Total - Residential Mortgage-Backed Securities					0	0	0
2439999999	Total - Commercial Mortgage-Backed Securities					0	0	0
2449999999	Total - Other Loan-Backed and Structured Securities					0	0	0
2459999999	Total - SVO Identified Funds					0	0	0
2469999999	Total - Affiliated Bank Loans					0	0	0
2479999999	Total - Unaffiliated Bank Loans					0	0	0
2509999999	Total Bonds					13,500,000	1,823	0
38142B-50-0	GOLDMAN SACH FIN SQ TR IN		03/06/2023	0.000		2,000,000	0	0
8209999999	Subtotal - Exempt Money Market Mutual Funds - as Identified by the SVO					2,000,000	0	0
38141W-27-3	GOLDMAN SACHS FIN SQ GOVT INSTITUTIONAL		03/03/2023	0.000		5,000,000	0	0
85749P-10-1	STATE ST INST LIQ RES		02/03/2023	0.000		49,987,502	0	0
825252-88-5	AIM		03/01/2023	0.000		31,000,000	0	0
90262Y-86-9	UBS MONEY SER SELECT MONEY MKT		03/03/2023	0.000		61,987,603	0	0
8309999999	Subtotal - All Other Money Market Mutual Funds					147,975,105	0	0
8609999999	Total Cash Equivalents					163,475,105	1,823	0

**AMERIGROUP Tennessee, Inc. - Middle Region  
Medicaid-Report 2A  
For the Period Ending 3/31/2023**

Member Months	Current Period	Year-To-Date Total	Previous Year Total
	617,032	617,032	2,365,145
<b>Revenues:</b>			
TennCare Capitation	209,135,550	209,135,550	827,674,213
Investment	2,192,695	2,192,695	6,552,599
Other Revenues	1,226,683	1,226,683	4,434,110
<b>Total Revenues</b>	<b>212,554,928</b>	<b>212,554,928</b>	<b>838,660,922</b>
<b>Estimated Expenses:</b>			
<b>Hospital and Medical (w/o Mental Health)</b>			
Capitated Physician Services			-
Fee-for Service Physician Services	43,912,444	43,912,444	180,934,332
Inpatient Hospital Services	28,019,802	28,019,802	108,369,544
Outpatient Hospital Services	9,371,379	9,371,379	38,743,120
Emergency Room Services	10,073,589	10,073,589	35,221,960
Dental Services	-	-	-
Vision Services	506,270	506,270	2,127,128
Pharmacy Services	-	-	-
Home Health Services	2,665,542	2,665,542	11,268,030
Chiropractic Services	-	-	-
Radiology Services	3,689,922	3,689,922	16,403,159
Laboratory Services	4,134,194	4,134,194	10,622,123
Durable Medical Equipment Services	1,872,190	1,872,190	7,972,321
Transportation Services	5,915,304	5,915,304	24,208,459
Outside Referrals	-	-	-
Occupancy, Depreciation and Amortization	-	-	-
Other Medical and Hospital Services - Write-Ins	-	-	-
<b>Subtotal Medical and Hospital</b>	<b>110,160,636</b>	<b>110,160,636</b>	<b>435,870,176</b>
<b>Mental Health and Substance Abuse Services</b>			
Inpatient Psychiatric Facility Services	4,913,763	4,913,763	20,152,199
Inpatient Substance Abuse Treatment and Detox	1,228,441	1,228,441	5,038,050
Outpatient Mental Health Services	7,560,066	7,560,066	28,521,023
Outpatient Substance Abuse Treatment and Detox	63,164	63,164	301,988
Housing/Residential Treatment	49,858	49,858	566,769
Specialized Crisis Services	1,114,005	1,114,005	4,543,764
Psychiatric Rehab and Support Services	1,349,029	1,349,029	5,150,571
Case Management	230,511	230,511	856,364
Forensics	-	-	-
Other Judicial	-	-	-
Pharmacy	-	-	-
Lab Services	-	-	-
Transportation	-	-	-
Occupancy, Depreciation and Amortization	-	-	-
Other Mental Health and Substance Abuse Services	-	-	-
PCP and Specialist Services	-	-	-
Tennessee Health Link	4,248,860	4,248,860	18,206,139
Other Mental Health Services - Write-Ins	-	-	-
<b>Subtotal MH&amp;SAS</b>	<b>20,757,695</b>	<b>20,757,695</b>	<b>83,336,867</b>
<b>CHOICES</b>			
Nursing Facility Care	27,370,739	27,370,739	115,723,749
HCBS Services	8,734,524	8,734,524	32,342,935
<b>Subtotal CHOICES</b>	<b>36,105,262</b>	<b>36,105,262</b>	<b>148,066,684</b>
Value Based Payouts			-
Value Based Recoveries			-
Other Medical Incentive Pool and Withhold Adjustments			-
<b>Subtotal Hospital, Medical, MH&amp;SAS, CHOICES</b>	<b>167,023,594</b>	<b>167,023,594</b>	<b>667,273,728</b>
<b>LESS:</b>			
Net Reinsurance Recoveries Incurred			-
Copayments			-
Subrogation and Coordination of Benefits			-
<b>Subtotal Reinsurance, Copay, Subrogation</b>	<b>-</b>	<b>-</b>	<b>-</b>
<b>Total Hospital, Medical, MH&amp;SAS</b>	<b>167,023,594</b>	<b>167,023,594</b>	<b>667,273,728</b>
<b>Administration:</b>			
Compensation	12,423,421	12,423,421	43,330,905
Direct and Allocated Admin expenses			-
Marketing	168,516	168,516	939,811
Interest Expense			-
Premium Tax Expense	13,191,866	13,191,866	48,826,575
Occupancy, Depreciation, and Amortization	911,753	911,753	3,436,229
Other Administration - Write-Ins	6,115,627	6,115,627	23,919,422
<b>Total Administration Expenses</b>	<b>32,811,183</b>	<b>32,811,183</b>	<b>120,452,942</b>
<b>Total Expenses</b>	<b>199,834,777</b>	<b>199,834,777</b>	<b>787,726,670</b>
Extraordinary Item			-
Provision for Income Tax	4,184,309	4,184,309	11,720,789
<b>Net Income (Loss)</b>	<b>8,535,842</b>	<b>8,535,842</b>	<b>39,213,463</b>
<b>Write-Ins for Other Revenues</b>			
HIF Reimbursement	-	-	-
ASO for ECF	1,226,683	1,226,683	4,434,110
<b>Total Other Revenues</b>	<b>1,226,683</b>	<b>1,226,683</b>	<b>4,434,110</b>
<b>Write-Ins for Other Medical and Hospital</b>			
			-
			-
Total Other Medical and Hospital	-	-	-
<b>Write-Ins for Other MH &amp; SS</b>			
			-
			-
Total Other MH & SS	-	-	-
<b>Write-Ins for Other Administration</b>			
ACA Health Insurer Fee	-	-	-
Outsourced Services	2,025,698	2,025,698	8,662,621
Postage, Express, and Telephone	211,060	211,060	987,421
Administrative Service Fee	-	-	5,937,410
Legal Fees	111,626	111,626	430,323
Travel	67,353	67,353	235,582
Auditing, Actuarial, and Other consulting	1,189,533	1,189,533	4,633,504
Other Administration < \$175,000 YTD	2,510,357	2,510,357	3,032,562
<b>Total Other Administration</b>	<b>6,115,627</b>	<b>6,115,627</b>	<b>23,919,422</b>

**AMERIGROUP Tennessee, Inc. - East Region**  
**Medicaid-Report 2A**  
**For the Period Ending 3/31/2023**

Member Months	Current Period	Year-To-Date Total	Previous Year Total
	512,160	512,160	1,958,708
<b>Revenues:</b>			
TennCare Capitation	192,878,572	192,878,571.60	719,103,103
Investment	2,016,896	2,016,896	5,680,067
Other Revenues	632,347	632,347	2,295,243
<b>Total Revenues</b>	<b>195,527,815</b>	<b>195,527,815</b>	<b>727,078,413</b>
<b>Estimated Expenses:</b>			
<b>Hospital and Medical (w/o Mental Health)</b>			
Capitated Physician Services			-
Fee-for Service Physician Services	41,855,333	41,855,333	139,243,756
Inpatient Hospital Services	24,787,474	24,787,474	74,216,640
Outpatient Hospital Services	7,929,999	7,929,999	27,707,615
Emergency Room Services	9,613,776	9,613,776	29,385,646
Dental Services	-	-	-
Vision Services	472,867	472,867	1,692,045
Pharmacy Services	-	-	-
Home Health Services	2,476,110	2,476,110	7,259,740
Chiropractic Services	-	-	-
Radiology Services	4,353,633	4,353,633	15,404,320
Laboratory Services	3,509,365	3,509,365	7,490,367
Durable Medical Equipment Services	1,734,907	1,734,907	5,450,018
Transportation Services	3,871,131	3,871,131	13,482,802
Outside Referrals	-	-	-
Occupancy, Depreciation and Amortization	-	-	-
Other Medical and Hospital Services - Write-Ins	-	-	-
<b>Subtotal Medical and Hospital</b>	<b>100,604,595</b>	<b>100,604,595</b>	<b>321,332,948</b>
<b>Mental Health and Substance Abuse Services</b>			
Inpatient Psychiatric Facility Services	4,021,471	4,021,471	14,717,560
Inpatient Substance Abuse Treatment and Detox	1,005,368	1,005,368	3,679,390
Outpatient Mental Health Services	5,964,852	5,964,852	19,836,758
Outpatient Substance Abuse Treatment and Detox	73,201	73,201	293,655
Housing/Residential Treatment	32,180	32,180	197,150
Specialized Crisis Services	642,507	642,507	2,280,484
Psychiatric Rehab and Support Services	1,344,135	1,344,135	4,312,785
Case Management	243,829	243,829	772,416
Forensics	-	-	-
Other Judicial	-	-	-
Pharmacy	-	-	-
Lab Services	-	-	-
Transportation	-	-	-
Occupancy, Depreciation and Amortization	-	-	-
Other Mental Health and Substance Abuse Services	-	-	-
PCP and Specialist Services	-	-	-
Tennessee Health Link	3,210,121	3,210,121	12,291,237
Other Mental Health Services - Write-Ins	-	-	-
<b>Subtotal MH&amp;SAS</b>	<b>16,537,663</b>	<b>16,537,663</b>	<b>58,381,436</b>
<b>CHOICES</b>			
Nursing Facility Care	45,780,904	45,780,904	164,810,665
HCBS Services	11,918,111	11,918,111	35,865,791
<b>Subtotal CHOICES</b>	<b>57,699,014</b>	<b>57,699,014</b>	<b>200,676,456</b>
Value Based Payouts			-
Value Based Recoveries			-
Other Medical Incentive Pool and Withhold Adjustments			-
<b>Subtotal Hospital, Medical, MH&amp;SAS, CHOICES</b>	<b>174,841,272</b>	<b>174,841,272</b>	<b>580,390,840</b>
<b>LESS:</b>			0.00
Net Reinsurance Recoveries Incurred			-
Copayments			-
Subrogation and Coordination of Benefits			-
<b>Subtotal Reinsurance, Copay, Subrogation</b>	<b>-</b>	<b>-</b>	<b>-</b>
<b>Total Hospital, Medical, MH&amp;SAS</b>	<b>174,841,272</b>	<b>174,841,272</b>	<b>580,390,840</b>
<b>Administration:</b>			
Compensation	10,311,901	10,311,901	35,884,727
Direct and Allocated Admin expenses	-	-	-
Marketing	139,874	139,874	778,309
Interest Expense	-	-	-
Premium Tax Expense	10,949,739	10,949,739	40,435,996
Occupancy, Depreciation, and Amortization	756,789	756,789	2,845,732
Other Administration - Write-Ins	5,076,198	5,076,198	19,809,001
<b>Total Administration Expenses</b>	<b>27,234,501</b>	<b>27,234,501</b>	<b>99,753,765</b>
<b>Total Expenses</b>	<b>202,075,774</b>	<b>202,075,774</b>	<b>680,144,605</b>
Extraordinary Item	-	-	-
Provision for Income Tax	(2,469,490)	(2,469,490)	9,787,013
<b>Net Income (Loss)</b>	<b>(4,078,469)</b>	<b>(4,078,469)</b>	<b>37,146,795</b>
<b>Write-Ins for Other Revenues</b>			
HIF Reimbursement	-	-	-
ASO for ECF	632,347	632,347	2,295,243
Total Other Revenues	632,347	632,347	2,295,243
<b>Write-Ins for Other Medical and Hospital</b>			
	-	-	-
	-	-	-
Total Other Medical and Hospital	-	-	-
<b>Write-Ins for Other MH &amp; SS</b>			
	-	-	-
	-	-	-
Total Other MH & SS	-	-	-
<b>Write-Ins for Other Administration</b>			
ACA Health Insurer Fee	-	-	-
Outsourced Services	1,681,405	1,681,405	7,173,997
Postage, Express, and Telephone	175,187	175,187	817,738
Administrative Service Fee	-	-	4,917,098
Legal Fees	92,654	92,654	356,374
Travel	55,906	55,906	195,098
Auditing, Actuarial, and Other consulting	987,357	987,357	3,837,262
Other Administration < \$175,000 YTD	2,083,690	2,083,690	2,511,433
Total Other Administration	5,076,198	5,076,198	19,809,001

**AMERIGROUP Tennessee, Inc. - West Region**  
**Medicaid-Report 2A**  
**For the Period Ending 3/31/2023**

Member Months	Current Period	Year-To-Date Total	Previous Year Total
	<b>437,078</b>	<b>437,078</b>	<b>1,688,579</b>
<b>Revenues:</b>			
TennCare Capitation	146,685,029	146,685,029	569,413,949
Investment	1,534,005	1,534,005	4,495,604
Other Revenues	336,719	336,719	1,458,257
<b>Total Revenues</b>	<b>148,555,753</b>	<b>148,555,753</b>	<b>575,367,810</b>
<b>Estimated Expenses:</b>			
<b>Hospital and Medical (w/o Mental Health)</b>			
Capitated Physician Services			-
Fee-for Service Physician Services	25,025,627	25,025,627	114,121,587
Inpatient Hospital Services	17,885,525	17,885,525	67,187,596
Outpatient Hospital Services	4,064,944	4,064,944	19,329,244
Emergency Room Services	6,186,418	6,186,418	21,413,595
Dental Services	-	-	-
Vision Services	346,594	346,594	1,518,790
Pharmacy Services	-	-	-
Home Health Services	1,425,316	1,425,316	6,172,245
Chiropractic Services	-	-	-
Radiology Services	2,423,038	2,423,038	11,300,193
Laboratory Services	2,219,794	2,219,794	6,127,495
Durable Medical Equipment Services	859,991	859,991	3,727,466
Transportation Services	4,045,642	4,045,642	17,266,853
Outside Referrals	-	-	-
Occupancy, Depreciation and Amortization	-	-	-
Other Medical and Hospital Services - Write-Ins	-	-	-
<b>Subtotal Medical and Hospital</b>	<b>64,482,888</b>	<b>64,482,888</b>	<b>268,165,064</b>
<b>Mental Health and Substance Abuse Services</b>			
Inpatient Psychiatric Facility Services	4,281,001	4,281,001	18,001,913
Inpatient Substance Abuse Treatment and Detox	1,070,250	1,070,250	4,500,478
Outpatient Mental Health Services	3,421,445	3,421,445	13,521,791
Outpatient Substance Abuse Treatment and Detox	30,960	30,960	129,039
Housing/Residential Treatment	23,230	23,230	612,706
Specialized Crisis Services	430,414	430,414	1,724,878
Psychiatric Rehab and Support Services	956,231	956,231	3,871,170
Case Management	197,835	197,835	824,411
Forensics	-	-	-
Other Judicial	-	-	-
Pharmacy	-	-	-
Lab Services	-	-	-
Transportation	-	-	-
Occupancy, Depreciation and Amortization	-	-	-
Other Mental Health and Substance Abuse Services	-	-	-
PCP and Specialist Services	-	-	-
Tennessee Health Link	1,106,285	1,106,285	4,985,272
Other Mental Health Services - Write-Ins	-	-	-
<b>Subtotal MH&amp;SAS</b>	<b>11,517,652</b>	<b>11,517,652</b>	<b>48,171,657</b>
<b>CHOICES</b>			
Nursing Facility Care	27,431,238	27,431,238	115,865,966
HCBS Services	6,902,604	6,902,604	26,919,328
<b>Subtotal CHOICES</b>	<b>34,333,842</b>	<b>34,333,842</b>	<b>142,785,295</b>
Value Based Payouts	-	-	-
Value Based Recoveries	-	-	-
Other Medical Incentive Pool and Withhold Adjustments	-	-	-
<b>Subtotal Hospital, Medical, MH&amp;SAS, CHOICES</b>	<b>110,334,381</b>	<b>110,334,381</b>	<b>459,122,017</b>
<b>LESS:</b>			
Net Reinsurance Recoveries Incurred	-	-	-
Copayments	-	-	-
Subrogation and Coordination of Benefits	-	-	-
<b>Subtotal Reinsurance, Copay, Subrogation</b>	<b>-</b>	<b>-</b>	<b>-</b>
<b>Total Hospital, Medical, MH&amp;SAS</b>	<b>110,334,381</b>	<b>110,334,381</b>	<b>459,122,017</b>
<b>Administration:</b>			
Compensation	8,800,187	8,800,187	30,935,792
Direct and Allocated Admin expenses	-	-	-
Marketing	119,369	119,369	670,971
Interest Expense	-	-	-
Premium Tax Expense	9,344,519	9,344,519	34,859,386
Occupancy, Depreciation, and Amortization	645,844	645,844	2,453,272
Other Administration - Write-Ins	4,332,033	4,332,033	17,077,101
<b>Total Administration Expenses</b>	<b>23,241,952</b>	<b>23,241,952</b>	<b>85,996,522</b>
<b>Total Expenses</b>	<b>133,576,334</b>	<b>133,576,334</b>	<b>545,118,539</b>
Extraordinary Item	-	-	-
Provision for Income Tax	4,997,585	4,997,585	7,139,558
<b>Net Income (Loss)</b>	<b>9,981,834</b>	<b>9,981,834</b>	<b>23,109,713</b>
<b>Write-Ins for Other Revenues</b>			
HIF Reimbursement	-	-	-
ASO for ECF	336,719	336,719	1,458,257
Total Other Revenues	336,719	336,719	1,458,257
<b>Write-Ins for Other Medical and Hospital</b>			
	-	-	-
Total Other Medical and Hospital	-	-	-
<b>Write-Ins for Other MH &amp; SS</b>			
	-	-	-
Total Other MH & SS	-	-	-
<b>Write-Ins for Other Administration</b>			
ACA Health Insurer Fee	-	-	-
Outsourced Services	1,434,912	1,434,912	6,184,616
Postage, Express, and Telephone	149,505	149,505	704,962
Administrative Service Fee	-	-	4,238,971
Legal Fees	79,071	79,071	307,226
Travel	47,710	47,710	168,192
Auditing, Actuarial, and Other consulting	842,611	842,611	3,308,057
Other Administration < \$175,000 YTD	1,778,223	1,778,223	2,165,076
Total Other Administration	4,332,033	4,332,033	17,077,101

**AMERIGROUP Tennessee, Inc. - Total  
Medicaid-Report 2A  
For the Period Ending 3/31/2023**

	Current Period	Year-To-Date Total	Previous Year Total
Member Months	1,566,270	1,566,270	6,012,432
<b>Revenues:</b>			
TennCare Capitation	548,699,150	548,699,150	2,116,191,264
Investment	5,743,596	5,743,596	16,728,270
Other Revenues	2,195,750	2,195,750	8,187,611
<b>Total Revenues</b>	<b>556,638,496</b>	<b>556,638,496</b>	<b>2,141,107,145</b>
<b>Estimated Expenses:</b>			
<b>Hospital and Medical (w/o Mental Health)</b>			
Capitated Physician Services			-
Fee-for Service Physician Services	110,793,405	110,793,405	434,299,675
Inpatient Hospital Services	70,692,800	70,692,800	249,773,780
Outpatient Hospital Services	21,366,322	21,366,322	85,779,979
Emergency Room Services	25,873,783	25,873,783	86,021,202
Dental Services	-	-	-
Vision Services	1,325,730	1,325,730	5,337,963
Pharmacy Services	-	-	-
Home Health Services	6,566,968	6,566,968	24,700,015
Chiropractic Services	-	-	-
Radiology Services	10,466,593	10,466,593	43,107,672
Laboratory Services	9,863,353	9,863,353	24,239,985
Durable Medical Equipment Services	4,467,088	4,467,088	17,149,805
Transportation Services	13,832,076	13,832,076	54,958,114
Outside Referrals	-	-	-
Occupancy, Depreciation and Amortization	-	-	-
Other Medical and Hospital Services - Write-Ins	-	-	-
<b>Subtotal Medical and Hospital</b>	<b>275,248,118</b>	<b>275,248,118</b>	<b>1,025,368,190</b>
<b>Mental Health and Substance Abuse Services</b>			
Inpatient Psychiatric Facility Services	13,216,235	13,216,235	52,871,672
Inpatient Substance Abuse Treatment and Detox	3,304,059	3,304,059	13,217,918
Outpatient Mental Health Services	16,946,362	16,946,362	61,879,572
Outpatient Substance Abuse Treatment and Detox	167,325	167,325	724,682
Housing/Residential Treatment	105,268	105,268	1,376,625
Specialized Crisis Services	2,186,926	2,186,926	8,549,126
Psychiatric Rehab and Support Services	3,649,394	3,649,394	13,334,527
Case Management	672,175	672,175	2,453,191
Forensics	-	-	-
Other Judicial	-	-	-
Pharmacy	-	-	-
Lab Services	-	-	-
Transportation	-	-	-
Occupancy, Depreciation and Amortization	-	-	-
Other Mental Health and Substance Abuse Services	-	-	-
PCP and Specialist Services	-	-	-
Tennessee Health Link	8,565,266	8,565,266	35,482,649
Other Mental Health Services - Write-Ins	-	-	-
<b>Subtotal MH&amp;SAS</b>	<b>48,813,010</b>	<b>48,813,010</b>	<b>189,889,962</b>
<b>CHOICES</b>			
Nursing Facility Care	100,582,880	100,582,880	396,400,380
HCBS Services	27,555,238	27,555,238	95,128,055
<b>Subtotal CHOICES</b>	<b>128,138,118</b>	<b>128,138,118</b>	<b>491,528,435</b>
Value Based Payouts	-	-	-
Value Based Recoveries	-	-	-
Other Medical Incentive Pool and Withhold Adjustments	-	-	-
<b>Subtotal Hospital, Medical, MH&amp;SAS, CHOICES</b>	<b>452,199,246</b>	<b>452,199,246</b>	<b>1,706,786,587</b>
<b>LESS:</b>			
Net Reinsurance Recoveries Incurred	-	-	-
Copayments	-	-	-
Subrogation and Coordination of Benefits	-	-	-
<b>Subtotal Reinsurance, Copay, Subrogation</b>	<b>-</b>	<b>-</b>	<b>-</b>
<b>Total Hospital, Medical, MH&amp;SAS</b>	<b>452,199,246</b>	<b>452,199,246</b>	<b>1,706,786,587</b>
<b>Administration:</b>			
Compensation	31,535,510	31,535,510	110,151,424
Direct and Allocated Admin expenses	-	-	-
Marketing	427,758	427,758	2,389,091
Interest Expense	-	-	-
Premium Tax Expense	33,486,124	33,486,124	124,121,957
Occupancy, Depreciation, and Amortization	2,314,386	2,314,386	8,735,233
Other Administration - Write-Ins	15,523,857	15,523,857	60,805,524
<b>Total Administration Expenses</b>	<b>83,287,636</b>	<b>83,287,636</b>	<b>306,203,229</b>
<b>Total Expenses</b>	<b>535,486,882</b>	<b>535,486,882</b>	<b>2,012,989,816</b>
Extraordinary Item	-	-	-
Provision for Income Tax	6,712,404	6,712,404	28,647,360
<b>Net Income (Loss)</b>	<b>14,439,210</b>	<b>14,439,210</b>	<b>99,469,969</b>
<b>Write-Ins for Other Revenues</b>			
HIF Reimbursement	-	-	-
ASO for ECF	2,195,750	2,195,750	8,187,611
Total Other Revenues	2,195,750	2,195,750	8,187,611
<b>Write-Ins for Other Medical and Hospital</b>			
	-	-	-
	-	-	-
Total Other Medical and Hospital	-	-	-
<b>Write-Ins for Other MH &amp; SS</b>			
	-	-	-
	-	-	-
Total Other MH & SS	-	-	-
<b>Write-Ins for Other Administration</b>			
ACA Health Insurer Fee	-	-	-
Outsourced Services	5,142,015	5,142,015	22,021,234
Postage, Express, and Telephone	535,752	535,752	2,510,122
Administrative Service Fee	-	-	15,093,479
Legal Fees	283,351	283,351	1,093,922
Travel	170,969	170,969	598,872
Auditing, Actuarial, and Other consulting	3,019,502	3,019,502	11,778,823
Other Administration < \$175,000 YTD	6,372,270	6,372,270	7,709,072
Total Other Administration	15,523,857	15,523,857	60,805,524

**AMERIGROUP Tennessee, Inc. - Middle Region  
Cover Kids-Report 2A  
For the Period Ending 3/31/2023**

	<u>Current Period</u>	<u>Year-To-Date Total</u>	<u>Previous Year Total</u>
Member Months	20,723	20,723	78,233
<b>Revenues:</b>			
TennCare Capitation	7,208,684	7,208,684	15,541,315
Investment	74,697	74,697	122,134
Other Revenues	-	-	-
<b>Total Revenues</b>	<b>7,283,381</b>	<b>7,283,381</b>	<b>15,663,449</b>
<b>Estimated Expenses:</b>			
<b>Hospital and Medical (w/o Mental Health)</b>			
Capitated Physician Services			-
Fee-for Service Physician Services	1,274,468	1,274,468	5,332,724
Inpatient Hospital Services	1,159,233	1,159,233	4,827,761
Outpatient Hospital Services	167,845	167,845	741,983
Emergency Room Services	186,578	186,578	697,785
Dental Services	-	-	-
Vision Services	12,454	12,454	52,024
Pharmacy Services	-	-	-
Home Health Services	-	-	3,777
Chiropractic Services	-	-	-
Radiology Services	186,317	186,317	849,758
Laboratory Services	170,518	170,518	700,221
Durable Medical Equipment Services	31,237	31,237	157,700
Transportation Services	20,940	20,940	72,439
Outside Referrals	-	-	-
Occupancy, Depreciation and Amortization	-	-	-
Other Medical and Hospital Services - Write-Ins	-	-	-
<b>Subtotal Medical and Hospital</b>	<b>3,209,591</b>	<b>3,209,591</b>	<b>13,436,173</b>
<b>Mental Health and Substance Abuse Services</b>			
Inpatient Psychiatric Facility Services	27,435	27,435	219,500
Inpatient Substance Abuse Treatment and Detox	6,859	6,859	54,875
Outpatient Mental Health Services	108,850	108,850	421,480
Outpatient Substance Abuse Treatment and Detox	176	176	2,802
Housing/Residential Treatment	-	-	-
Specialized Crisis Services	8,516	8,516	129,111
Psychiatric Rehab and Support Services	7,104	7,104	45,723
Case Management	3,463	3,463	13,273
Forensics	-	-	-
Other Judicial	-	-	-
Pharmacy	-	-	-
Lab Services	-	-	-
Transportation	-	-	-
Occupancy, Depreciation and Amortization	-	-	-
Other Mental Health and Substance Abuse Services	-	-	-
PCP and Specialist Services	-	-	-
Tennessee Health Link	-	-	-
Other Mental Health Services - Write-Ins	-	-	-
<b>Subtotal MH&amp;SAS</b>	<b>162,403</b>	<b>162,403</b>	<b>886,764</b>
<b>CHOICES</b>			
Nursing Facility Care			384
HCBS Services			16,166
<b>Subtotal CHOICES</b>	<b>-</b>	<b>-</b>	<b>16,550</b>
Value Based Payouts			-
Value Based Recoveries			-
Other Medical Incentive Pool and Withhold Adjustments			-
<b>Subtotal Hospital, Medical, MH&amp;SAS, CHOICES</b>	<b>3,371,994</b>	<b>3,371,994</b>	<b>14,339,487</b>
<b>LESS:</b>			
Net Reinsurance Recoveries Incurred			-
Copayments			-
Subrogation and Coordination of Benefits			-
<b>Subtotal Reinsurance, Copay, Subrogation</b>	<b>-</b>	<b>-</b>	<b>-</b>
<b>Total Hospital, Medical, MH&amp;SAS</b>	<b>3,371,994</b>	<b>3,371,994</b>	<b>14,339,487</b>
<b>Administration:</b>			
Compensation	300,227	300,227	1,031,056
Direct and Allocated Admin expenses	-	-	-
Marketing	4,476	4,476	25,815
Interest Expense	-	-	-
Premium Tax Expense	263,478	263,478	835,324
Occupancy, Depreciation, and Amortization	22,346	22,346	87,261
Other Administration - Write-Ins	159,754	159,754	649,507
<b>Total Administration Expenses</b>	<b>750,281</b>	<b>750,281</b>	<b>2,628,964</b>
<b>Total Expenses</b>	<b>4,122,275</b>	<b>4,122,275</b>	<b>16,968,451</b>
Extraordinary Item	-	-	-
Provision for Income Tax	996,036	996,036	(322,734)
<b>Net Income (Loss)</b>	<b>2,165,070</b>	<b>2,165,070</b>	<b>(982,268)</b>
<b>Write-Ins for Other Revenues</b>			
HIF Reimbursement	-	-	-
ASO for ECF	-	-	-
Total Other Revenues	-	-	-
<b>Write-Ins for Other Medical and Hospital</b>			
	-	-	-
Total Other Medical and Hospital	-	-	-
<b>Write-Ins for Other MH &amp; SS</b>			
	-	-	-
Total Other MH & SS	-	-	-
<b>Write-Ins for Other Administration</b>			
ACA Health Insurer Fee	-	-	-
Outsourced Services	50,540	50,540	224,649
Postage, Express, and Telephone	5,516	5,516	26,067
Administrative Service Fee	-	-	-
Legal Fees	3,154	3,154	12,973
Travel	1,757	1,757	6,628
Auditing, Actuarial, and Other consulting	29,965	29,965	120,287
Other Administration < \$175,000 YTD	68,822	68,822	258,904
Total Other Administration	159,754	159,754	649,507

**AMERIGROUP Tennessee, Inc. - East Region**  
**Cover Kids-Report 2A**  
**For the Period Ending 3/31/2023**

Member Months	Current Period	Year-To-Date Total	Previous Year Total
	13,024	13,024	50,208
<b>Revenues:</b>			0.00
TennCare Capitation	2,247,454	2,247,454	9,121,502
Investment	23,288	23,288	71,696
Other Revenues	-	-	-
<b>Total Revenues</b>	<b>2,270,742</b>	<b>2,270,742</b>	<b>9,193,198</b>
<b>Estimated Expenses:</b>			
<b>Hospital and Medical (w/o Mental Health)</b>			
Capitated Physician Services	-	-	-
Fee-for Service Physician Services	885,699	885,699	2,772,684
Inpatient Hospital Services	805,616	805,616	2,507,600
Outpatient Hospital Services	116,645	116,645	386,935
Emergency Room Services	129,663	129,663	360,198
Dental Services	-	-	-
Vision Services	8,655	8,655	27,258
Pharmacy Services	-	-	-
Home Health Services	-	-	1,838
Chiropractic Services	-	-	-
Radiology Services	129,482	129,482	441,687
Laboratory Services	118,502	118,502	362,853
Durable Medical Equipment Services	21,709	21,709	81,884
Transportation Services	14,552	14,552	37,682
Outside Referrals	-	-	-
Occupancy, Depreciation and Amortization	-	-	-
Other Medical and Hospital Services - Write-Ins	-	-	-
<b>Subtotal Medical and Hospital</b>	<b>2,230,524</b>	<b>2,230,524</b>	<b>6,980,619</b>
<b>Mental Health and Substance Abuse Services</b>			
Inpatient Psychiatric Facility Services	19,066	19,066	117,933
Inpatient Substance Abuse Treatment and Detox	4,766	4,766	29,483
Outpatient Mental Health Services	75,646	75,646	218,312
Outpatient Substance Abuse Treatment and Detox	123	123	1,455
Housing/Residential Treatment	-	-	-
Specialized Crisis Services	5,918	5,918	67,995
Psychiatric Rehab and Support Services	4,937	4,937	23,813
Case Management	2,407	2,407	6,868
Forensics	-	-	-
Other Judicial	-	-	-
Pharmacy	-	-	-
Lab Services	-	-	-
Transportation	-	-	-
Occupancy, Depreciation and Amortization	-	-	-
Other Mental Health and Substance Abuse Services	-	-	-
PCP and Specialist Services	-	-	-
Tennessee Health Link	-	-	-
Other Mental Health Services - Write-Ins	-	-	-
<b>Subtotal MH&amp;SAS</b>	<b>112,863</b>	<b>112,863</b>	<b>465,858</b>
<b>CHOICES</b>			
Nursing Facility Care	-	-	196
HCBS Services	-	-	8,291
<b>Subtotal CHOICES</b>	<b>-</b>	<b>-</b>	<b>8,487</b>
Value Based Payouts	-	-	-
Value Based Recoveries	-	-	-
Other Medical Incentive Pool and Withhold Adjustments	-	-	-
<b>Subtotal Hospital, Medical, MH&amp;SAS, CHOICES</b>	<b>2,343,387</b>	<b>2,343,387</b>	<b>7,454,964</b>
<b>LESS:</b>			
Net Reinsurance Recoveries Incurred	-	-	-
Copayments	-	-	-
Subrogation and Coordination of Benefits	-	-	-
<b>Subtotal Reinsurance, Copay, Subrogation</b>	<b>-</b>	<b>-</b>	<b>-</b>
<b>Total Hospital, Medical, MH&amp;SAS</b>	<b>2,343,387</b>	<b>2,343,387</b>	<b>7,454,964</b>
<b>Administration:</b>			
Compensation	188,685	188,685	661,701
Direct and Allocated Admin expenses	-	-	-
Marketing	2,813	2,813	16,567
Interest Expense	-	-	-
Premium Tax Expense	165,589	165,589	536,086
Occupancy, Depreciation, and Amortization	14,044	14,044	56,002
Other Administration - Write-Ins	100,401	100,401	416,834
<b>Total Administration Expenses</b>	<b>471,532</b>	<b>471,532</b>	<b>1,687,190</b>
<b>Total Expenses</b>	<b>2,814,919</b>	<b>2,814,919</b>	<b>9,142,154</b>
Extraordinary Item	-	-	-
Provision for Income Tax	(167,295)	(167,295)	19,746
<b>Net Income (Loss)</b>	<b>(376,882)</b>	<b>(376,882)</b>	<b>31,298</b>
<b>Write-Ins for Other Revenues</b>			
HIF Reimbursement	-	-	-
ASO for ECF	-	-	-
Total Other Revenues	-	-	-
<b>Write-Ins for Other Medical and Hospital</b>			
	-	-	-
Total Other Medical and Hospital	-	-	-
<b>Write-Ins for Other MH &amp; SS</b>			
	-	-	-
Total Other MH & SS	-	-	-
<b>Write-Ins for Other Administration</b>			
ACA Health Insurer Fee	-	-	-
Outsourced Services	31,763	31,763	144,173
Postage, Express, and Telephone	3,467	3,467	16,729
Administrative Service Fee	-	-	-
Legal Fees	1,982	1,982	8,326
Travel	1,104	1,104	4,254
Auditing, Actuarial, and Other consulting	18,832	18,832	77,196
Other Administration < \$175,000 YTD	43,253	43,253	166,157
Total Other Administration	100,401	100,401	416,834



**AMERIGROUP Tennessee, Inc. - West Region**  
**Cover Kids-Report 2A**  
**For the Period Ending 3/31/2023**

Member Months	Current Period <u>7,642</u>	Year-To-Date Total <u>7,642</u>	Previous Year Total <u>33,024</u>
<b>Revenues:</b>			0.00
TennCare Capitation	1,517,170	1,517,170	6,223,810
Investment	15,721	15,721	48,982
Other Revenues	-	-	-
<b>Total Revenues</b>	<u>1,532,891</u>	<u>1,532,891</u>	<u>6,272,792</u>
<b>Estimated Expenses:</b>			
<b>Hospital and Medical (w/o Mental Health)</b>			
Capitated Physician Services			-
Fee-for Service Physician Services	355,625	355,625	1,612,648
Inpatient Hospital Services	323,470	323,470	1,459,396
Outpatient Hospital Services	46,835	46,835	224,007
Emergency Room Services	52,062	52,062	210,396
Dental Services	-	-	-
Vision Services	3,475	3,475	15,936
Pharmacy Services	-	-	-
Home Health Services	-	-	1,086
Chiropractic Services	-	-	-
Radiology Services	51,990	51,990	257,392
Laboratory Services	47,581	47,581	210,729
Durable Medical Equipment Services	8,716	8,716	48,016
Transportation Services	5,843	5,843	21,864
Outside Referrals	-	-	-
Occupancy, Depreciation and Amortization	-	-	-
Other Medical and Hospital Services - Write-Ins	-	-	-
<b>Subtotal Medical and Hospital</b>	<u>895,598</u>	<u>895,598</u>	<u>4,061,470</u>
<b>Mental Health and Substance Abuse Services</b>			
Inpatient Psychiatric Facility Services	7,655	7,655	65,692
Inpatient Substance Abuse Treatment and Detox	1,914	1,914	16,423
Outpatient Mental Health Services	30,373	30,373	127,111
Outpatient Substance Abuse Treatment and Detox	49	49	860
Housing/Residential Treatment	-	-	-
Specialized Crisis Services	2,376	2,376	39,053
Psychiatric Rehab and Support Services	1,982	1,982	13,607
Case Management	966	966	4,017
Forensics	-	-	-
Other Judicial	-	-	-
Pharmacy	-	-	-
Lab Services	-	-	-
Transportation	-	-	-
Occupancy, Depreciation and Amortization	-	-	-
Other Mental Health and Substance Abuse Services	-	-	-
PCP and Specialist Services	-	-	-
Tennessee Health Link	-	-	-
Other Mental Health Services - Write-Ins	-	-	-
<b>Subtotal MH&amp;SAS</b>	<u>45,317</u>	<u>45,317</u>	<u>266,763</u>
<b>CHOICES</b>			-
Nursing Facility Care			102
HCBS Services			4,821
<b>Subtotal CHOICES</b>	<u>-</u>	<u>-</u>	<u>4,922</u>
Value Based Payouts			-
Value Based Recoveries			-
Other Medical Incentive Pool and Withhold Adjustments			-
<b>Subtotal Hospital, Medical, MH&amp;SAS, CHOICES</b>	<u>940,914</u>	<u>940,914</u>	<u>4,333,156</u>
<b>LESS:</b>			
Net Reinsurance Recoveries Incurred			-
Copayments			-
Subrogation and Coordination of Benefits			-
<b>Subtotal Reinsurance, Copay, Subrogation</b>	<u>-</u>	<u>-</u>	<u>-</u>
<b>Total Hospital, Medical, MH&amp;SAS</b>	<u>940,914</u>	<u>940,914</u>	<u>4,333,156</u>
<b>Administration:</b>			
Compensation	110,720	110,720	435,230
Direct and Allocated Admin expenses	-	-	-
Marketing	1,651	1,651	10,897
Interest Expense	-	-	-
Premium Tax Expense	97,168	97,168	352,608
Occupancy, Depreciation, and Amortization	8,241	8,241	36,835
Other Administration - Write-Ins	58,915	58,915	274,171
<b>Total Administration Expenses</b>	<u>276,694</u>	<u>276,694</u>	<u>1,109,741</u>
<b>Total Expenses</b>	<u>1,217,609</u>	<u>1,217,609</u>	<u>5,442,897</u>
Extraordinary Item	-	-	-
Provision for Income Tax	101,788	101,788	208,167
<b>Net Income (Loss)</b>	<u>213,494</u>	<u>213,494</u>	<u>621,728</u>
<b>Write-Ins for Other Revenues</b>			
HIF Reimbursement	-	-	-
ASO for ECF	-	-	-
Total Other Revenues	<u>-</u>	<u>-</u>	<u>-</u>
<b>Write-Ins for Other Medical and Hospital</b>			
	-	-	-
Total Other Medical and Hospital	<u>-</u>	<u>-</u>	<u>-</u>
<b>Write-Ins for Other MH &amp; SS</b>			
	-	-	-
Total Other MH & SS	<u>-</u>	<u>-</u>	<u>-</u>
<b>Write-Ins for Other Administration</b>			
ACA Health Insurer Fee	-	-	-
Outsourced Services	18,639	18,639	94,829
Postage, Express, and Telephone	2,034	2,034	11,003
Administrative Service Fee	-	-	-
Legal Fees	1,163	1,163	5,476
Travel	648	648	2,798
Auditing, Actuarial, and Other consulting	11,051	11,051	50,775
Other Administration < \$175,000 YTD	25,381	25,381	109,289
Total Other Administration	<u>58,915</u>	<u>58,915</u>	<u>274,171</u>

**AMERIGROUP Tennessee, Inc. - Total  
Cover Kids-Report 2A  
For the Period Ending 3/31/2023**

	Current Period	Year-To-Date Total	Previous Year Total
<b>Member Months</b>	<b>41,389</b>	<b>41,389</b>	<b>161,465</b>
<b>Revenues:</b>			
TennCare Capitation	10,973,308	10,973,308	30,886,627
Investment	113,706	113,706	242,812
Other Revenues	-	-	-
<b>Total Revenues</b>	<b>11,087,014</b>	<b>11,087,014</b>	<b>31,129,439</b>
<b>Estimated Expenses:</b>			
<b>Hospital and Medical (w/o Mental Health)</b>			
Capitated Physician Services			-
Fee-for Service Physician Services	2,515,792	2,515,792	9,718,055
Inpatient Hospital Services	2,288,319	2,288,319	8,794,758
Outpatient Hospital Services	331,325	331,325	1,352,926
Emergency Room Services	368,304	368,304	1,268,379
Dental Services	-	-	-
Vision Services	24,585	24,585	95,218
Pharmacy Services	-	-	-
Home Health Services	-	-	6,702
Chiropractic Services	-	-	-
Radiology Services	367,789	367,789	1,548,837
Laboratory Services	336,601	336,601	1,273,802
Durable Medical Equipment Services	61,662	61,662	287,600
Transportation Services	41,335	41,335	131,986
Outside Referrals	-	-	-
Occupancy, Depreciation and Amortization	-	-	-
Other Medical and Hospital Services - Write-Ins	-	-	-
<b>Subtotal Medical and Hospital</b>	<b>6,335,713</b>	<b>6,335,713</b>	<b>24,478,262</b>
<b>Mental Health and Substance Abuse Services</b>			
Inpatient Psychiatric Facility Services	54,156	54,156	403,125
Inpatient Substance Abuse Treatment and Detox	13,539	13,539	100,781
Outpatient Mental Health Services	214,868	214,868	766,903
Outpatient Substance Abuse Treatment and Detox	348	348	5,117
Housing/Residential Treatment	-	-	-
Specialized Crisis Services	16,811	16,811	236,158
Psychiatric Rehab and Support Services	14,024	14,024	83,143
Case Management	6,836	6,836	24,158
Forensics	-	-	-
Other Judicial	-	-	-
Pharmacy	-	-	-
Lab Services	-	-	-
Transportation	-	-	-
Occupancy, Depreciation and Amortization	-	-	-
Other Mental Health and Substance Abuse Services	-	-	-
PCP and Specialist Services	-	-	-
Tennessee Health Link	-	-	-
Other Mental Health Services - Write-Ins	-	-	-
<b>Subtotal MH&amp;SAS</b>	<b>320,583</b>	<b>320,583</b>	<b>1,619,385</b>
<b>CHOICES</b>			
Nursing Facility Care	-	-	360
HCBS Services	-	-	-
<b>Subtotal CHOICES</b>	<b>-</b>	<b>-</b>	<b>29,959</b>
Value Based Payouts	-	-	-
Value Based Recoveries	-	-	-
Other Medical Incentive Pool and Withhold Adjustments	-	-	-
<b>Subtotal Hospital, Medical, MH&amp;SAS, CHOICES</b>	<b>6,656,296</b>	<b>6,656,296</b>	<b>26,127,607</b>
<b>LESS:</b>			
Net Reinsurance Recoveries Incurred	-	-	-
Copayments	-	-	-
Subrogation and Coordination of Benefits	-	-	-
<b>Subtotal Reinsurance, Copay, Subrogation</b>	<b>-</b>	<b>-</b>	<b>-</b>
<b>Total Hospital, Medical, MH&amp;SAS</b>	<b>6,656,296</b>	<b>6,656,296</b>	<b>26,127,607</b>
<b>Administration:</b>			
Compensation	599,632	599,632	2,127,987
Direct and Allocated Admin expenses	-	-	-
Marketing	8,939	8,938	53,279
Interest Expense	-	-	-
Premium Tax Expense	526,235	526,236	1,724,019
Occupancy, Depreciation, and Amortization	44,630	44,630	180,098
Other Administration - Write-Ins	319,070	319,070	1,340,512
<b>Total Administration Expenses</b>	<b>1,498,506</b>	<b>1,498,506</b>	<b>5,425,895</b>
<b>Total Expenses</b>	<b>8,154,802</b>	<b>8,154,802</b>	<b>31,553,502</b>
Extraordinary Item	-	-	-
Provision for Income Tax	930,529	930,529	(94,821)
<b>Net Income (Loss)</b>	<b>2,001,683</b>	<b>2,001,683</b>	<b>(329,242)</b>
<b>Write-Ins for Other Revenues</b>			
HIF Reimbursement	-	-	-
ASO for ECF	-	-	-
Total Other Revenues	-	-	-
<b>Write-Ins for Other Medical and Hospital</b>			
	-	-	-
Total Other Medical and Hospital	-	-	-
<b>Write-Ins for Other MH &amp; SS</b>			
	-	-	-
Total Other MH & SS	-	-	-
<b>Write-Ins for Other Administration</b>			
ACA Health Insurer Fee	-	-	-
Outsourced Services	100,942	100,942	463,651
Postage, Express, and Telephone	11,016	11,016	53,798
Administrative Service Fee	-	-	-
Legal Fees	6,299	6,299	26,775
Travel	3,509	3,509	13,680
Auditing, Actuarial, and Other consulting	59,848	59,848	248,258
Other Administration < \$175,000 YTD	137,456	137,456	534,349
Total Other Administration	319,070	319,070	1,340,512





## EXHIBIT 5 - AMOUNTS DUE FROM PARENT, SUBSIDIARIES AND AFFILIATES

1 Name of Affiliate	2 1 - 30 Days	3 31 - 60 Days	4 61 -90 Days	5 Over 90 Days	6 Nonadmitted	Admitted	
						7 Current	8 Non-Current
						0	
0199999 Total - Individually listed receivables .....						0	
0299999 Receivables not individually listed .....						0	
0399999 Total gross amounts receivable .....						0	

NONE

AMERIGROUP Tennessee, Inc.  
 QTD Premium Tax Recon 1Q 2023

Month Received	Cash
Jan premium	222,176,346
Jan pharmacy/dental	51,206,478
Feb premium	221,163,759
Feb pharmacy/dental	39,585,952
Mar premium	216,007,507
Mar pharmacy/dental	41,309,844
<b>Total</b>	<b>\$ 791,449,887</b>

Premium	659,347,612
Pharmacy	118,258,559
Dental	13,843,715

Total \$ 791,449,887

File from State (Ron) \$ 791,449,887

Difference -

AMERIGROUP Tennessee, Inc.

Q1 2023

Premium tax calculation

Total Cash collected	\$	791,449,887	
add back liquidated damages	\$	35,000	
	\$	791,484,887	47,489,093 1Q23 Prem Tax (Total)