

ANNUAL STATEMENT

OF THE

UnitedHealthcare Plan of the River Valley, Inc.

TO THE

Insurance Department

OF THE

STATE OF

Illinois

FOR THE YEAR ENDED
DECEMBER 31, 2022

HEALTH

2022



HEALTH ANNUAL STATEMENT

FOR THE YEAR ENDED DECEMBER 31, 2022
OF THE CONDITION AND AFFAIRS OF THE

UnitedHealthcare Plan of the River Valley, Inc.

NAIC Group Code 0707 (Current) 0707 (Prior) NAIC Company Code 95378 Employer's ID Number 36-3379945
Organized under the Laws of Illinois, State of Domicile or Port of Entry IL
Country of Domicile United States of America
Licensed as business type: Health Maintenance Organization
Is HMO Federally Qualified? Yes [] No [X]
Incorporated/Organized 08/05/1985 Commenced Business 12/19/1985
Statutory Home Office 1 KONE Court, 101 17th Street, Suite 301 Moline, IL, US 61265
Main Administrative Office 1 KONE Court, 101 17th Street, Suite 301 Moline, IL, US 61265
Mail Address 9800 Health Care Lane, MN006-W500 Minnetonka, MN, US 55343
Primary Location of Books and Records 1 KONE Court, 101 17th Street, Suite 301 Moline, IL, US 61265
Internet Website Address UHCRiverValley.com
Statutory Statement Contact Robyn M. Carter 952-979-6131
regreporting_illinois@uhc.com 952-931-4651

OFFICERS

President Ute Wegfarth Strand Treasurer Peter Marshall Gill
Vice President Nyle Brent Cottingham Chief Financial Officer James Wesley Kelly

OTHER

Heather Anastasia Lang #, Assistant Secretary Nicholas Robert Shjerve #, Secretary Robert Andersen Broomfield, President, Commercial
Jessica Leigh Zuba, Assistant Secretary

DIRECTORS OR TRUSTEES



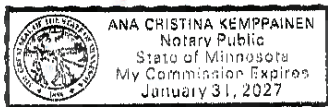
Craig Lee Bartholomew # Robert Andersen Broomfield Brendan Paul Hostetler
James Wesley Kelly Ute Wegfarth Strand Scott Edward Williams
Mollie Katherine Zito #

State of Minnesota County of Hennepin State of Tennessee County of Williamson State of Tennessee County of Williamson

The officers of this reporting entity being duly sworn, each depose and say that they are the described officers of said reporting entity, and that on the reporting period stated above, all of the herein described assets were the absolute property of the said reporting entity, free and clear from any liens or claims thereon, except as herein stated, and that this statement, together with related exhibits, schedules and explanations therein contained, annexed or referred to, is a full and true statement of all the assets and liabilities and of the condition and affairs of the said reporting entity as of the reporting period stated above, and of its income and deductions therefrom for the period ended, and have been completed in accordance with the NAIC Annual Statement Instructions and Accounting Practices and Procedures manual except to the extent that: (1) state law may differ; or, (2) that state rules or regulations require differences in reporting not related to accounting practices and procedures, according to the best of their information, knowledge and belief, respectively. Furthermore, the scope of this attestation by the described officers also includes the related corresponding electronic filing with the NAIC, when required, that is an exact copy (except for formatting differences due to electronic filing) of the enclosed statement. The electronic filing may be requested by various regulators in lieu of or in addition to the enclosed statement.

Nicholas Robert Shjerve Secretary
Ute Wegfarth Strand President
James Wesley Kelly Chief Financial Officer

Subscribed and sworn to before me this 17 day of January, 2023
Subscribed and sworn to before me this 23rd day of January 2023
Subscribed and sworn to before me this 23rd day of January 20 23



a. Is this an original filing?..... Yes [X] No []
1. State the amendment number.....
2. Date filed.....
3. Number of pages attached.....

ASSETS

	Current Year			Prior Year
	1 Assets	2 Nonadmitted Assets	3 Net Admitted Assets (Cols. 1 - 2)	4 Net Admitted Assets
1. Bonds (Schedule D)	768,456,306	0	768,456,306	723,311,983
2. Stocks (Schedule D):				
2.1 Preferred stocks	0	0	0	0
2.2 Common stocks	0	0	0	0
3. Mortgage loans on real estate (Schedule B):				
3.1 First liens	0	0	0	0
3.2 Other than first liens	0	0	0	0
4. Real estate (Schedule A):				
4.1 Properties occupied by the company (less \$0 encumbrances)	0	0	0	0
4.2 Properties held for the production of income (less \$0 encumbrances)	0	0	0	0
4.3 Properties held for sale (less \$0 encumbrances)	0	0	0	0
5. Cash (\$ 16,209,877 , Schedule E - Part 1), cash equivalents (\$ 84,654,697 , Schedule E - Part 2) and short-term investments (\$ 131,489,194 , Schedule DA)	232,353,768	0	232,353,768	267,034,055
6. Contract loans, (including \$0 premium notes)	0	0	0	0
7. Derivatives (Schedule DB)	0	0	0	0
8. Other invested assets (Schedule BA)	3,996,186	0	3,996,186	5,917,181
9. Receivables for securities	2,300,000	0	2,300,000	0
10. Securities lending reinvested collateral assets (Schedule DL)	0	0	0	0
11. Aggregate write-ins for invested assets	0	0	0	0
12. Subtotals, cash and invested assets (Lines 1 to 11)	1,007,106,260	0	1,007,106,260	996,263,219
13. Title plants less \$0 charged off (for Title insurers only)	0	0	0	0
14. Investment income due and accrued	7,712,468	0	7,712,468	4,993,390
15. Premiums and considerations:				
15.1 Uncollected premiums and agents' balances in the course of collection	2,632,279	480,347	2,151,932	9,077,593
15.2 Deferred premiums, agents' balances and installments booked but deferred and not yet due (including \$0 earned but unbilled premiums)	0	0	0	0
15.3 Accrued retrospective premiums (\$0) and contracts subject to redetermination (\$ 49,701,704)	47,439,156	0	47,439,156	46,089,913
16. Reinsurance:				
16.1 Amounts recoverable from reinsurers	0	0	0	0
16.2 Funds held by or deposited with reinsured companies	0	0	0	0
16.3 Other amounts receivable under reinsurance contracts	0	0	0	0
17. Amounts receivable relating to uninsured plans	21,390,132	5,926	21,384,206	66,021,956
18.1 Current federal and foreign income tax recoverable and interest thereon	20,710,043	0	20,710,043	13,594,257
18.2 Net deferred tax asset	9,981,286	406,133	9,575,153	5,126,944
19. Guaranty funds receivable or on deposit	274,831	0	274,831	221,659
20. Electronic data processing equipment and software	0	0	0	0
21. Furniture and equipment, including health care delivery assets (\$0)	0	0	0	0
22. Net adjustment in assets and liabilities due to foreign exchange rates	0	0	0	0
23. Receivables from parent, subsidiaries and affiliates	116,637	116,637	0	0
24. Health care (\$ 71,136,692) and other amounts receivable	90,711,865	19,575,173	71,136,692	57,825,477
25. Aggregate write-ins for other than invested assets	785,195	773,897	11,298	1,422
26. Total assets excluding Separate Accounts, Segregated Accounts and Protected Cell Accounts (Lines 12 to 25)	1,208,860,152	21,358,113	1,187,502,039	1,199,215,830
27. From Separate Accounts, Segregated Accounts and Protected Cell Accounts	0	0	0	0
28. Total (Lines 26 and 27)	1,208,860,152	21,358,113	1,187,502,039	1,199,215,830
DETAILS OF WRITE-INS				
1101.				
1102.				
1103.				
1198. Summary of remaining write-ins for Line 11 from overflow page	0	0	0	0
1199. Totals (Lines 1101 thru 1103 plus 1198)(Line 11 above)	0	0	0	0
2501. Notes Receivable	760,524	760,524	0	0
2502. State Taxes Recoverable	11,298	0	11,298	1,422
2503. Miscellaneous Receivables and Prepaids	13,373	13,373	0	0
2598. Summary of remaining write-ins for Line 25 from overflow page	0	0	0	0
2599. Totals (Lines 2501 thru 2503 plus 2598)(Line 25 above)	785,195	773,897	11,298	1,422

LIABILITIES, CAPITAL AND SURPLUS

	Current Year			Prior Year
	1	2	3	4
	Covered	Uncovered	Total	Total
1. Claims unpaid (less \$0 reinsurance ceded)	333,552,551	0	333,552,551	307,223,007
2. Accrued medical incentive pool and bonus amounts	6,518,960	0	6,518,960	4,916,624
3. Unpaid claims adjustment expenses.....	3,181,358	0	3,181,358	2,965,431
4. Aggregate health policy reserves, including the liability of \$4,494,201 for medical loss ratio rebate per the Public Health Service Act	162,283,654	0	162,283,654	286,702,237
5. Aggregate life policy reserves.....	0	0	0	0
6. Property/casualty unearned premium reserves.....	0	0	0	0
7. Aggregate health claim reserves.....	811,331	0	811,331	787,090
8. Premiums received in advance.....	81,960,839	0	81,960,839	2,347,533
9. General expenses due or accrued.....	43,078,563	0	43,078,563	48,521,154
10.1 Current federal and foreign income tax payable and interest thereon (including \$0 on realized capital gains (losses))	0	0	0	0
10.2 Net deferred tax liability.....	0	0	0	0
11. Ceded reinsurance premiums payable.....	268,158	0	268,158	234,355
12. Amounts withheld or retained for the account of others.....	21,347	0	21,347	37,617
13. Remittances and items not allocated.....	1,971	0	1,971	2,136
14. Borrowed money (including \$0 current) and interest thereon \$0 (including \$0 current).....	0	0	0	0
15. Amounts due to parent, subsidiaries and affiliates.....	71,835,773	0	71,835,773	72,812,695
16. Derivatives.....	0	0	0	0
17. Payable for securities.....	0	0	0	0
18. Payable for securities lending	0	0	0	0
19. Funds held under reinsurance treaties (with \$0 authorized reinsurers, \$0 unauthorized reinsurers and \$0 certified reinsurers).....	0	0	0	0
20. Reinsurance in unauthorized and certified (\$0) companies	0	0	0	0
21. Net adjustments in assets and liabilities due to foreign exchange rates	0	0	0	0
22. Liability for amounts held under uninsured plans.....	125,802,911	0	125,802,911	50,049,904
23. Aggregate write-ins for other liabilities (including \$0 current).....	0	0	0	0
24. Total liabilities (Lines 1 to 23).....	829,317,416	0	829,317,416	776,599,783
25. Aggregate write-ins for special surplus funds.....	XXX	XXX	0	0
26. Common capital stock.....	XXX	XXX	610,000	610,000
27. Preferred capital stock.....	XXX	XXX	0	0
28. Gross paid in and contributed surplus.....	XXX	XXX	104,977,137	104,977,137
29. Surplus notes.....	XXX	XXX	0	0
30. Aggregate write-ins for other than special surplus funds.....	XXX	XXX	1,500,000	1,500,000
31. Unassigned funds (surplus).....	XXX	XXX	251,097,486	315,528,910
32. Less treasury stock, at cost:				
32.10 shares common (value included in Line 26 \$0).....	XXX	XXX	0	0
32.20 shares preferred (value included in Line 27 \$0).....	XXX	XXX	0	0
33. Total capital and surplus (Lines 25 to 31 minus Line 32).....	XXX	XXX	358,184,623	422,616,047
34. Total liabilities, capital and surplus (Lines 24 and 33)	XXX	XXX	1,187,502,039	1,199,215,830
DETAILS OF WRITE-INS				
2301.				
2302.				
2303.				
2398. Summary of remaining write-ins for Line 23 from overflow page	0	0	0	0
2399. Totals (Lines 2301 thru 2303 plus 2398)(Line 23 above)	0	0	0	0
2501.	XXX	XXX		
2502.	XXX	XXX		
2503.	XXX	XXX		
2598. Summary of remaining write-ins for Line 25 from overflow page	XXX	XXX	0	0
2599. Totals (Lines 2501 thru 2503 plus 2598)(Line 25 above)	XXX	XXX	0	0
3001. Statutory Fund	XXX	XXX	1,500,000	1,500,000
3002.	XXX	XXX		
3003.	XXX	XXX		
3098. Summary of remaining write-ins for Line 30 from overflow page	XXX	XXX	0	0
3099. Totals (Lines 3001 thru 3003 plus 3098)(Line 30 above)	XXX	XXX	1,500,000	1,500,000

STATEMENT OF REVENUE AND EXPENSES

	Current Year		Prior Year
	1 Uncovered	2 Total	3 Total
1. Member Months.....	XXX	7,200,005	6,874,079
2. Net premium income (including \$0 non-health premium income)	XXX	3,636,408,029	3,406,570,090
3. Change in unearned premium reserves and reserve for rate credits	XXX	76,619,182	(124,216,493)
4. Fee-for-service (net of \$0 medical expenses)	XXX	0	0
5. Risk revenue	XXX	0	0
6. Aggregate write-ins for other health care related revenues	XXX	0	0
7. Aggregate write-ins for other non-health revenues	XXX	0	0
8. Total revenues (Lines 2 to 7)	XXX	3,713,027,211	3,282,353,597
Hospital and Medical:			
9. Hospital/medical benefits	0	2,936,336,588	2,504,031,011
10. Other professional services	0	40,896,725	36,240,958
11. Outside referrals	0	0	0
12. Emergency room and out-of-area	0	0	0
13. Prescription drugs	0	56,137,845	54,542,092
14. Aggregate write-ins for other hospital and medical.....	0	0	0
15. Incentive pool, withhold adjustments and bonus amounts	0	17,873,741	3,589,555
16. Subtotal (Lines 9 to 15)	0	3,051,244,899	2,598,403,616
Less:			
17. Net reinsurance recoveries	0	0	0
18. Total hospital and medical (Lines 16 minus 17)	0	3,051,244,899	2,598,403,616
19. Non-health claims (net)	0	0	0
20. Claims adjustment expenses, including \$ 124,552,195 cost containment expenses	0	160,807,838	163,305,753
21. General administrative expenses	0	347,652,383	292,807,214
22. Increase in reserves for life and accident and health contracts (including \$0 increase in reserves for life only)	0	0	0
23. Total underwriting deductions (Lines 18 through 22).....	0	3,559,705,120	3,054,516,583
24. Net underwriting gain or (loss) (Lines 8 minus 23)	XXX	153,322,091	227,837,014
25. Net investment income earned (Exhibit of Net Investment Income, Line 17)	0	20,762,677	10,803,082
26. Net realized capital gains (losses) less capital gains tax of \$(668,195)	0	(2,513,686)	1,321,240
27. Net investment gains (losses) (Lines 25 plus 26)	0	18,248,991	12,124,322
28. Net gain or (loss) from agents' or premium balances charged off [(amount recovered \$6,666) (amount charged off \$(8,347))]	0	(1,681)	(43,338)
29. Aggregate write-ins for other income or expenses	0	(15)	62,188
30. Net income or (loss) after capital gains tax and before all other federal income taxes (Lines 24 plus 27 plus 28 plus 29)	XXX	171,569,386	239,980,186
31. Federal and foreign income taxes incurred	XXX	37,859,153	39,393,980
32. Net income (loss) (Lines 30 minus 31)	XXX	133,710,233	200,586,206
DETAILS OF WRITE-INS			
0601.	XXX		
0602.	XXX		
0603.	XXX		
0698. Summary of remaining write-ins for Line 6 from overflow page	XXX	0	0
0699. Totals (Lines 0601 thru 0603 plus 0698)(Line 6 above)	XXX	0	0
0701.	XXX		
0702.	XXX		
0703.	XXX		
0798. Summary of remaining write-ins for Line 7 from overflow page	XXX	0	0
0799. Totals (Lines 0701 thru 0703 plus 0798)(Line 7 above)	XXX	0	0
1401.			
1402.			
1403.			
1498. Summary of remaining write-ins for Line 14 from overflow page	0	0	0
1499. Totals (Lines 1401 thru 1403 plus 1498)(Line 14 above)	0	0	0
2901. Investment Proceeds – Settlement	0	0	62,253
2902. Fines & Penalties – Paid and Accrued	0	(15)	(65)
2903.			
2998. Summary of remaining write-ins for Line 29 from overflow page	0	0	0
2999. Totals (Lines 2901 thru 2903 plus 2998)(Line 29 above)	0	(15)	62,188

STATEMENT OF REVENUE AND EXPENSES (Continued)

	1 Current Year	2 Prior Year
CAPITAL AND SURPLUS ACCOUNT		
33. Capital and surplus prior reporting year.....	422,616,047	647,575,808
34. Net income or (loss) from Line 32	133,710,233	200,586,206
35. Change in valuation basis of aggregate policy and claim reserves	0	0
36. Change in net unrealized capital gains (losses) less capital gains tax of \$0	0	0
37. Change in net unrealized foreign exchange capital gain or (loss)	0	0
38. Change in net deferred income tax	4,492,439	(9,121,023)
39. Change in nonadmitted assets	(3,634,096)	3,575,056
40. Change in unauthorized and certified reinsurance	0	0
41. Change in treasury stock	0	0
42. Change in surplus notes	0	0
43. Cumulative effect of changes in accounting principles.....	0	0
44. Capital Changes:		
44.1 Paid in	0	0
44.2 Transferred from surplus (Stock Dividend).....	0	0
44.3 Transferred to surplus.....	0	0
45. Surplus adjustments:		
45.1 Paid in	0	0
45.2 Transferred to capital (Stock Dividend)	0	0
45.3 Transferred from capital	0	0
46. Dividends to stockholders	(199,000,000)	(420,000,000)
47. Aggregate write-ins for gains or (losses) in surplus	0	0
48. Net change in capital and surplus (Lines 34 to 47)	(64,431,424)	(224,959,761)
49. Capital and surplus end of reporting period (Line 33 plus 48)	358,184,623	422,616,047
DETAILS OF WRITE-INS		
4701.		
4702.		
4703.		
4798. Summary of remaining write-ins for Line 47 from overflow page	0	0
4799. Totals (Lines 4701 thru 4703 plus 4798)(Line 47 above)	0	0

CASH FLOW

	1	2
	Current Year	Prior Year
Cash from Operations		
1. Premiums collected net of reinsurance	3,673,825,248	3,387,231,315
2. Net investment income	26,996,602	20,752,606
3. Miscellaneous income	0	0
4. Total (Lines 1 through 3)	3,700,821,850	3,407,983,921
5. Benefit and loss related payments	3,039,581,220	2,588,051,061
6. Net transfers to Separate Accounts, Segregated Accounts and Protected Cell Accounts	0	0
7. Commissions, expenses paid and aggregate write-ins for deductions	393,235,109	509,818,654
8. Dividends paid to policyholders	0	0
9. Federal and foreign income taxes paid (recovered) net of \$0 tax on capital gains (losses)	44,306,744	45,913,832
10. Total (Lines 5 through 9)	3,477,123,073	3,143,783,547
11. Net cash from operations (Line 4 minus Line 10)	223,698,777	264,200,374
Cash from Investments		
12. Proceeds from investments sold, matured or repaid:		
12.1 Bonds	218,198,521	156,908,996
12.2 Stocks	0	0
12.3 Mortgage loans	0	0
12.4 Real estate	0	0
12.5 Other invested assets	0	0
12.6 Net gains or (losses) on cash, cash equivalents and short-term investments	(10,755)	0
12.7 Miscellaneous proceeds	0	0
12.8 Total investment proceeds (Lines 12.1 to 12.7)	218,187,766	156,908,996
13. Cost of investments acquired (long-term only):		
13.1 Bonds	273,514,040	203,411,997
13.2 Stocks	0	0
13.3 Mortgage loans	0	0
13.4 Real estate	0	0
13.5 Other invested assets	0	0
13.6 Miscellaneous applications	2,300,000	2,114,229
13.7 Total investments acquired (Lines 13.1 to 13.6)	275,814,040	205,526,226
14. Net increase (decrease) in contract loans and premium notes	0	0
15. Net cash from investments (Line 12.8 minus Line 13.7 minus Line 14)	(57,626,274)	(48,617,230)
Cash from Financing and Miscellaneous Sources		
16. Cash provided (applied):		
16.1 Surplus notes, capital notes	0	0
16.2 Capital and paid in surplus, less treasury stock	0	0
16.3 Borrowed funds	0	0
16.4 Net deposits on deposit-type contracts and other insurance liabilities	0	0
16.5 Dividends to stockholders	199,000,000	420,000,000
16.6 Other cash provided (applied)	(1,752,790)	64,521,249
17. Net cash from financing and miscellaneous sources (Lines 16.1 to 16.4 minus Line 16.5 plus Line 16.6)	(200,752,790)	(355,478,751)
RECONCILIATION OF CASH, CASH EQUIVALENTS AND SHORT-TERM INVESTMENTS		
18. Net change in cash, cash equivalents and short-term investments (Line 11, plus Lines 15 and 17)	(34,680,287)	(139,895,607)
19. Cash, cash equivalents and short-term investments:		
19.1 Beginning of year	267,034,055	406,929,662
19.2 End of year (Line 18 plus Line 19.1)	232,353,768	267,034,055

Note: Supplemental disclosures of cash flow information for non-cash transactions:

--	--	--

ANNUAL STATEMENT FOR THE YEAR 2022 OF THE UnitedHealthcare Plan of the River Valley, Inc.

ANALYSIS OF OPERATIONS BY LINES OF BUSINESS

	1	2	3	4	5	6	7	8	9	10
	Total	Comprehensive (Hospital & Medical)	Medicare Supplement	Dental Only	Vision Only	Federal Employees Health Benefits Plan	Title XVIII Medicare	Title XIX Medicaid	Other Health	Other Non-Health
1. Net premium income	3,636,408,029	142,281,470	0	0	0	0	1,409,774,189	2,084,352,370	0	0
2. Change in unearned premium reserves and reserve for rate credit	76,619,182	(1,252,873)	0	0	0	0	49,838,366	28,033,689	0	0
3. Fee-for-service (net of \$ medical expenses)	0	0	0	0	0	0	0	0	0	XXX
4. Risk revenue	0	0	0	0	0	0	0	0	0	XXX
5. Aggregate write-ins for other health care related revenues	0	0	0	0	0	0	0	0	0	XXX
6. Aggregate write-ins for other non-health care related revenues	0	XXX	XXX	XXX	XXX	XXX	XXX	XXX	XXX	0
7. Total revenues (Lines 1 to 6)	3,713,027,211	141,028,597	0	0	0	0	1,459,612,555	2,112,386,059	0	0
8. Hospital/medical benefits	2,936,336,588	103,547,784	0	0	0	(5,602)	1,099,259,007	1,733,535,399	0	XXX
9. Other professional services	40,896,725	256,123	0	0	0	0	32,066,799	8,573,803	0	XXX
10. Outside referrals	0	0	0	0	0	0	0	0	0	XXX
11. Emergency room and out-of-area	0	0	0	0	0	0	0	0	0	XXX
12. Prescription drugs	56,137,845	13,406,877	0	0	0	(3)	42,742,380	(11,409)	0	XXX
13. Aggregate write-ins for other hospital and medical	0	0	0	0	0	0	0	0	0	XXX
14. Incentive pool, withhold adjustments and bonus amounts	17,873,741	24,238	0	0	0	0	13,059,626	4,789,877	0	XXX
15. Subtotal (Lines 8 to 14)	3,051,244,899	117,235,022	0	0	0	(5,605)	1,187,127,812	1,746,887,670	0	XXX
16. Net reinsurance recoveries	0	0	0	0	0	0	0	0	0	XXX
17. Total medical and hospital (Lines 15 minus 16)	3,051,244,899	117,235,022	0	0	0	(5,605)	1,187,127,812	1,746,887,670	0	XXX
18. Non-health claims (net)	0	XXX	XXX	XXX	XXX	XXX	XXX	XXX	XXX	0
19. Claims adjustment expenses including \$ 124,552,195 cost containment expenses	160,807,838	4,668,814	0	0	0	0	60,074,198	96,064,826	0	0
20. General administrative expenses	347,652,383	12,235,021	0	0	0	56	99,492,160	235,925,146	0	0
21. Increase in reserves for accident and health contracts	0	0	0	0	0	0	0	0	0	XXX
22. Increase in reserves for life contracts	0	XXX	XXX	XXX	XXX	XXX	XXX	XXX	XXX	0
23. Total underwriting deductions (Lines 17 to 22)	3,559,705,120	134,138,857	0	0	0	(5,549)	1,346,694,170	2,078,877,642	0	0
24. Total underwriting gain or (loss) (Line 7 minus Line 23)	153,322,091	6,889,740	0	0	0	5,549	112,918,385	33,508,417	0	0
DETAILS OF WRITE-INS										
0501.										XXX
0502.										XXX
0503.										XXX
0598. Summary of remaining write-ins for Line 5 from overflow page	0	0	0	0	0	0	0	0	0	XXX
0599. Totals (Lines 0501 thru 0503 plus 0598) (Line 5 above)	0	0	0	0	0	0	0	0	0	XXX
0601.		XXX	XXX	XXX	XXX	XXX	XXX	XXX	XXX	0
0602.		XXX	XXX	XXX	XXX	XXX	XXX	XXX	XXX	0
0603.		XXX	XXX	XXX	XXX	XXX	XXX	XXX	XXX	0
0698. Summary of remaining write-ins for Line 6 from overflow page	0	XXX	XXX	XXX	XXX	XXX	XXX	XXX	XXX	0
0699. Totals (Lines 0601 thru 0603 plus 0698) (Line 6 above)	0	XXX	XXX	XXX	XXX	XXX	XXX	XXX	XXX	0
1301.										XXX
1302.										XXX
1303.										XXX
1398. Summary of remaining write-ins for Line 13 from overflow page	0	0	0	0	0	0	0	0	0	XXX
1399. Totals (Lines 1301 thru 1303 plus 1398) (Line 13 above)	0	0	0	0	0	0	0	0	0	XXX

ANNUAL STATEMENT FOR THE YEAR 2022 OF THE UnitedHealthcare Plan of the River Valley, Inc.

UNDERWRITING AND INVESTMENT EXHIBIT

PART 1 - PREMIUMS

Line of Business	1 Direct Business	2 Reinsurance Assumed	3 Reinsurance Ceded	4 Net Premium Income (Cols. 1 + 2 - 3)
1. Comprehensive (hospital and medical) individual	33,205,132	0	25,102	33,180,030
2. Comprehensive (hospital and medical) group	109,209,484	0	108,044	109,101,440
3. Medicare Supplement	0	0	0	0
4. Dental only	0	0	0	0
5. Vision only	0	0	0	0
6. Federal Employees Health Benefits Plan	0	0	0	0
7. Title XVIII - Medicare	1,411,222,881	0	1,448,692	1,409,774,189
8. Title XIX - Medicaid	2,086,461,197	0	2,108,827	2,084,352,370
9. Credit A&H	0	0	0	0
10. Disability Income	0	0	0	0
11. Long-Term Care	0	0	0	0
12. Other health	0	0	0	0
13. Health subtotal (Lines 1 through 12)	3,640,098,694	0	3,690,665	3,636,408,029
14. Life	0	0	0	0
15. Property/casualty	0	0	0	0
16. Totals (Lines 13 to 15)	3,640,098,694	0	3,690,665	3,636,408,029

ANNUAL STATEMENT FOR THE YEAR 2022 OF THE UnitedHealthcare Plan of the River Valley, Inc.

UNDERWRITING AND INVESTMENT EXHIBIT

PART 2 - CLAIMS INCURRED DURING THE YEAR

	1 Total	Comprehensive (Hospital & Medical)		4 Medicare Supplement	5 Dental Only	6 Vision Only	7 Federal Employees Health Benefits Plan	8 Title XVIII Medicare	9 Title XIX Medicaid	10 Credit A&H	11 Disability Income	12 Long-Term Care	13 Other Health	14 Other Non-Health
		2 Individual	3 Group											
1. Payments during the year:														
1.1 Direct	3,023,309,815	26,482,677	91,277,367	0	0	0	(993)	1,184,465,533	1,721,085,231	0	0	0	0	0
1.2 Reinsurance assumed	0	0	0	0	0	0	0	0	0	0	0	0	0	0
1.3 Reinsurance ceded	0	0	0	0	0	0	0	0	0	0	0	0	0	0
1.4 Net	3,023,309,815	26,482,677	91,277,367	0	0	0	(993)	1,184,465,533	1,721,085,231	0	0	0	0	0
2. Paid medical incentive pools and bonuses	16,271,405	0	24,437	0	0	0	0	11,621,374	4,625,594	0	0	0	0	0
3. Claim liability December 31, current year from Part 2A:														
3.1 Direct	333,552,551	3,198,304	9,635,876	0	0	0	0	101,548,944	219,169,427	0	0	0	0	0
3.2 Reinsurance assumed	0	0	0	0	0	0	0	0	0	0	0	0	0	0
3.3 Reinsurance ceded	0	0	0	0	0	0	0	0	0	0	0	0	0	0
3.4 Net	333,552,551	3,198,304	9,635,876	0	0	0	0	101,548,944	219,169,427	0	0	0	0	0
4. Claim reserve December 31, current year from Part 2D:														
4.1 Direct	811,331	0	199,157	0	0	0	0	190,275	421,899	0	0	0	0	0
4.2 Reinsurance assumed	0	0	0	0	0	0	0	0	0	0	0	0	0	0
4.3 Reinsurance ceded	0	0	0	0	0	0	0	0	0	0	0	0	0	0
4.4 Net	811,331	0	199,157	0	0	0	0	190,275	421,899	0	0	0	0	0
5. Accrued medical incentive pools and bonuses, current year	6,518,960	0	10,457	0	0	0	0	4,849,936	1,658,567	0	0	0	0	0
6. Net health care receivables (a)	16,292,442	(19,098)	391,478	0	0	0	0	15,577,746	342,316	0	0	0	0	0
7. Amounts recoverable from reinsurers December 31, current year	0	0	0	0	0	0	0	0	0	0	0	0	0	0
8. Claim liability December 31, prior year from Part 2A:														
8.1 Direct	307,223,007	3,075,261	9,948,647	0	0	0	4,612	96,397,503	197,796,984	0	0	0	0	0
8.2 Reinsurance assumed	0	0	0	0	0	0	0	0	0	0	0	0	0	0
8.3 Reinsurance ceded	0	0	0	0	0	0	0	0	0	0	0	0	0	0
8.4 Net	307,223,007	3,075,261	9,948,647	0	0	0	4,612	96,397,503	197,796,984	0	0	0	0	0
9. Claim reserve December 31, prior year from Part 2D:														
9.1 Direct	787,090	0	185,807	0	0	0	0	161,818	439,465	0	0	0	0	0
9.2 Reinsurance assumed	0	0	0	0	0	0	0	0	0	0	0	0	0	0
9.3 Reinsurance ceded	0	0	0	0	0	0	0	0	0	0	0	0	0	0
9.4 Net	787,090	0	185,807	0	0	0	0	161,818	439,465	0	0	0	0	0
10. Accrued medical incentive pools and bonuses, prior year	4,916,624	0	10,656	0	0	0	0	3,411,684	1,494,284	0	0	0	0	0
11. Amounts recoverable from reinsurers December 31, prior year	0	0	0	0	0	0	0	0	0	0	0	0	0	0
12. Incurred Benefits:														
12.1 Direct	3,033,371,158	26,624,818	90,586,468	0	0	0	(5,605)	1,174,067,685	1,742,097,792	0	0	0	0	0
12.2 Reinsurance assumed	0	0	0	0	0	0	0	0	0	0	0	0	0	0
12.3 Reinsurance ceded	0	0	0	0	0	0	0	0	0	0	0	0	0	0
12.4 Net	3,033,371,158	26,624,818	90,586,468	0	0	0	(5,605)	1,174,067,685	1,742,097,792	0	0	0	0	0
13. Incurred medical incentive pools and bonuses	17,873,741	0	24,238	0	0	0	0	13,059,626	4,789,877	0	0	0	0	0

(a) Excludes \$ 175,175 loans or advances to providers not yet expensed.

ANNUAL STATEMENT FOR THE YEAR 2022 OF THE UnitedHealthcare Plan of the River Valley, Inc.

UNDERWRITING AND INVESTMENT EXHIBIT

PART 2A - CLAIMS LIABILITY END OF CURRENT YEAR

	1 Total	Comprehensive (Hospital & Medical)		4 Medicare Supplement	5 Dental Only	6 Vision Only	7 Federal Employees Health Benefits Plan	8 Title XVIII Medicare	9 Title XIX Medicaid	10 Credit A&H	11 Disability Income	12 Long-Term Care	13 Other Health	14 Other Non-Health
		2 Individual	3 Group											
1. Reported in Process of Adjustment:														
1.1 Direct	46,267,398	177,763	2,150,936	0	0	0	0	24,117,508	19,821,191	0	0	0	0	0
1.2 Reinsurance assumed	0	0	0	0	0	0	0	0	0	0	0	0	0	0
1.3 Reinsurance ceded	0	0	0	0	0	0	0	0	0	0	0	0	0	0
1.4 Net	46,267,398	177,763	2,150,936	0	0	0	0	24,117,508	19,821,191	0	0	0	0	0
2. Incurred but Unreported:														
2.1 Direct	285,038,289	3,020,541	7,484,940	0	0	0	0	75,184,572	199,348,236	0	0	0	0	0
2.2 Reinsurance assumed	0	0	0	0	0	0	0	0	0	0	0	0	0	0
2.3 Reinsurance ceded	0	0	0	0	0	0	0	0	0	0	0	0	0	0
2.4 Net	285,038,289	3,020,541	7,484,940	0	0	0	0	75,184,572	199,348,236	0	0	0	0	0
3. Amounts Withheld from Paid Claims and Capitations:														
3.1 Direct	2,246,864	0	0	0	0	0	0	2,246,864	0	0	0	0	0	0
3.2 Reinsurance assumed	0	0	0	0	0	0	0	0	0	0	0	0	0	0
3.3 Reinsurance ceded	0	0	0	0	0	0	0	0	0	0	0	0	0	0
3.4 Net	2,246,864	0	0	0	0	0	0	2,246,864	0	0	0	0	0	0
4. TOTALS:														
4.1 Direct	333,552,551	3,198,304	9,635,876	0	0	0	0	101,548,944	219,169,427	0	0	0	0	0
4.2 Reinsurance assumed	0	0	0	0	0	0	0	0	0	0	0	0	0	0
4.3 Reinsurance ceded	0	0	0	0	0	0	0	0	0	0	0	0	0	0
4.4 Net	333,552,551	3,198,304	9,635,876	0	0	0	0	101,548,944	219,169,427	0	0	0	0	0

ANNUAL STATEMENT FOR THE YEAR 2022 OF THE UnitedHealthcare Plan of the River Valley, Inc.

UNDERWRITING AND INVESTMENT EXHIBIT

PART 2B - ANALYSIS OF CLAIMS UNPAID - PRIOR YEAR - NET OF REINSURANCE

Line of Business	Claims Paid During the Year		Claim Reserve and Claim Liability December 31 of Current Year		5 Claims Incurred In Prior Years (Columns 1 + 3)	6 Estimated Claim Reserve and Claim Liability December 31 of Prior Year
	1	2	3	4		
	On Claims Incurred Prior to January 1 of Current Year	On Claims Incurred During the Year	On Claims Unpaid December 31 of Prior Year	On Claims Incurred During the Year		
1. Comprehensive (hospital and medical) individual	1,818,238	24,664,439	199,795	2,998,509	2,018,033	3,075,261
2. Comprehensive (hospital and medical) group	10,718,125	80,559,243	(21,594)	9,856,626	10,696,531	10,134,454
3. Medicare Supplement	0	0	0	0	0	0
4. Dental Only	0	0	0	0	0	0
5. Vision Only	0	0	0	0	0	0
6. Federal Employees Health Benefits Plan	(993)	0	0	0	(993)	4,612
7. Title XVIII - Medicare	24,008,196	1,160,457,337	1,004,782	100,734,436	25,012,978	96,559,321
8. Title XIX - Medicaid	179,848,278	1,541,236,953	30,657,072	188,934,256	210,505,350	198,236,450
9. Credit A&H	0	0	0	0	0	0
10. Disability Income	0	0	0	0	0	0
11. Long-Term Care	0	0	0	0	0	0
12. Other health	0	0	0	0	0	0
13. Health subtotal (Lines 1 to 12)	216,391,844	2,806,917,972	31,840,055	302,523,827	248,231,899	308,010,098
14. Health care receivables (a)	14,664,064	68,630,985	0	7,241,641	14,664,064	74,244,248
15. Other non-health	0	0	0	0	0	0
16. Medical incentive pools and bonus amounts	5,683,120	10,588,284	815,919	5,703,041	6,499,039	4,916,623
17. Totals (Lines 13 - 14 + 15 + 16)	207,410,900	2,748,875,271	32,655,974	300,985,227	240,066,874	238,682,473

(a) Excludes \$ 175,175 loans or advances to providers not yet expensed.

UNDERWRITING AND INVESTMENT EXHIBIT

PART 2C - DEVELOPMENT OF PAID AND INCURRED HEALTH CLAIMS
(\$000 Omitted)

Section A - Paid Health Claims - Comprehensive (Hospital & Medical)

Year in Which Losses Were Incurred		Cumulative Net Amounts Paid				
		1 2018	2 2019	3 2020	4 2021	5 2022
1.	Prior	16,996	16,991	16,884	16,867	16,883
2.	2018	157,092	169,256	169,297	169,286	169,255
3.	2019	XXX	126,400	132,967	132,886	132,907
4.	2020	XXX	XXX	89,852	95,466	95,700
5.	2021	XXX	XXX	XXX	100,876	113,202
6.	2022	XXX	XXX	XXX	XXX	105,242

Section B - Incurred Health Claims - Comprehensive (Hospital & Medical)

Year in Which Losses Were Incurred		Sum of Cumulative Net Amount Paid and Claim Liability, Claim Reserve and Medical Incentive Pool and Bonuses Outstanding at End of Year				
		1 2018	2 2019	3 2020	4 2021	5 2022
1.	Prior	17,079	16,991	16,884	16,867	16,883
2.	2018	174,620	169,741	169,297	169,286	169,255
3.	2019	XXX	138,009	133,049	132,886	132,907
4.	2020	XXX	XXX	101,298	95,529	95,700
5.	2021	XXX	XXX	XXX	114,034	113,380
6.	2022	XXX	XXX	XXX	XXX	118,107

Section C - Incurred Year Health Claims and Claims Adjustment Expense Ratio - Comprehensive (Hospital & Medical)

Years in which Premiums were Earned and Claims were Incurred	1 Premiums Earned	2 Claims Payment	3 Claim Adjustment Expense Payments	4 (Col. 3/2) Percent	5 Claim and Claim Adjustment Expense Payments (Col. 2 + 3)	6 (Col. 5/1) Percent	7 Claims Unpaid	8 Unpaid Claims Adjustment Expenses	9 Total Claims and Claims Adjustment Expense Incurred (Col. 5+7+8)	10 (Col. 9/1) Percent
1. 2018	205,100	169,255	8,650	5.1	177,905	86.7	0	0	177,905	86.7
2. 2019	163,570	132,907	8,889	6.7	141,796	86.7	0	0	141,796	86.7
3. 2020	123,033	95,700	2,765	2.9	98,465	80.0	0	0	98,465	80.0
4. 2021	149,866	113,202	5,969	5.3	119,171	79.5	178	1	119,350	79.6
5. 2022	141,029	105,242	4,003	3.8	109,245	77.5	12,866	74	122,185	86.6

UNDERWRITING AND INVESTMENT EXHIBIT

PART 2C - DEVELOPMENT OF PAID AND INCURRED HEALTH CLAIMS

(\$000 Omitted)

Section A - Paid Health Claims - Federal Employees Health Benefits Plan Premium

Year in Which Losses Were Incurred	Cumulative Net Amounts Paid				
	1 2018	2 2019	3 2020	4 2021	5 2022
1. Prior	894	894	894	893	892
2. 2018	14,963	15,880	15,880	15,880	15,880
3. 2019	XXX	0	77	77	77
4. 2020	XXX	XXX	0	(2)	(2)
5. 2021	XXX	XXX	XXX	0	(1)
6. 2022	XXX	XXX	XXX	XXX	0

Section B - Incurred Health Claims - Federal Employees Health Benefits Plan Premium

Year in Which Losses Were Incurred	Sum of Cumulative Net Amount Paid and Claim Liability, Claim Reserve and Medical Incentive Pool and Bonuses Outstanding at End of Year				
	1 2018	2 2019	3 2020	4 2021	5 2022
1. Prior	908	894	894	893	892
2. 2018	16,719	15,863	15,880	15,880	15,880
3. 2019	XXX	0	67	77	77
4. 2020	XXX	XXX	0	3	(2)
5. 2021	XXX	XXX	XXX	0	(1)
6. 2022	XXX	XXX	XXX	XXX	0

Section C - Incurred Year Health Claims and Claims Adjustment Expense Ratio - Federal Employees Health Benefits Plan Premium

Years in which Premiums were Earned and Claims were Incurred	1 Premiums Earned	2 Claims Payment	3 Claim Adjustment Expense Payments	4 (Col. 3/2) Percent	5 Claim and Claim Adjustment Expense Payments (Col. 2 + 3)	6 (Col. 5/1) Percent	7 Claims Unpaid	8 Unpaid Claims Adjustment Expenses	9 Total Claims and Claims Adjustment Expense Incurred (Col. 5+7+8)	10 (Col. 9/1) Percent
1. 2018	16,820	15,880	369	2.3	16,249	96.6	0	0	16,249	96.6
2. 2019	114	77	263	341.6	340	298.2	0	0	340	298.2
3. 2020	11	(2)	0	0.0	(2)	(18.2)	0	0	(2)	(18.2)
4. 2021	0	(1)	0	0.0	(1)	0.0	0	0	(1)	0.0
5. 2022	0	0	0	0.0	0	0.0	0	0	0	0.0

UNDERWRITING AND INVESTMENT EXHIBIT

PART 2C - DEVELOPMENT OF PAID AND INCURRED HEALTH CLAIMS

(\$000 Omitted)

Section A - Paid Health Claims - Title XVIII

Year in Which Losses Were Incurred		Cumulative Net Amounts Paid				
		1 2018	2 2019	3 2020	4 2021	5 2022
1.	Prior	22,171	22,563	22,826	22,370	22,311
2.	2018	695,891	740,062	740,723	740,496	740,709
3.	2019	XXX	834,525	862,373	861,542	861,428
4.	2020	XXX	XXX	814,691	843,925	843,120
5.	2021	XXX	XXX	XXX	932,928	961,778
6.	2022	XXX	XXX	XXX	XXX	1,168,056

Section B - Incurred Health Claims - Title XVIII

Year in Which Losses Were Incurred		Sum of Cumulative Net Amount Paid and Claim Liability, Claim Reserve and Medical Incentive Pool and Bonuses Outstanding at End of Year				
		1 2018	2 2019	3 2020	4 2021	5 2022
1.	Prior	23,653	22,563	22,826	22,370	22,311
2.	2018	779,754	750,034	740,723	740,496	740,709
3.	2019	XXX	929,303	864,444	861,542	861,428
4.	2020	XXX	XXX	912,357	845,752	843,120
5.	2021	XXX	XXX	XXX	1,031,073	963,475
6.	2022	XXX	XXX	XXX	XXX	1,272,948

Section C - Incurred Year Health Claims and Claims Adjustment Expense Ratio - Title XVIII

Years in which Premiums were Earned and Claims were Incurred	1 Premiums Earned	2 Claims Payment	3 Claim Adjustment Expense Payments	4 (Col. 3/2) Percent	5 Claim and Claim Adjustment Expense Payments (Col. 2 + 3)	6 (Col. 5/1) Percent	7 Claims Unpaid	8 Unpaid Claims Adjustment Expenses	9 Total Claims and Claims Adjustment Expense Incurred (Col. 5+7+8)	10 (Col. 9/1) Percent
1. 2018	907,312	740,709	33,511	4.5	774,220	85.3	0	0	774,220	85.3
2. 2019	1,086,342	861,428	38,999	4.5	900,427	82.9	0	0	900,427	82.9
3. 2020	1,121,577	843,120	51,911	6.2	895,031	79.8	0	0	895,031	79.8
4. 2021	1,232,139	961,778	50,726	5.3	1,012,504	82.2	1,697	19	1,014,220	82.3
5. 2022	1,459,613	1,168,056	53,359	4.6	1,221,415	83.7	104,892	1,158	1,327,465	90.9

UNDERWRITING AND INVESTMENT EXHIBIT

PART 2C - DEVELOPMENT OF PAID AND INCURRED HEALTH CLAIMS
(\$000 Omitted)

Section A - Paid Health Claims - Title XIX

Year in Which Losses Were Incurred		Cumulative Net Amounts Paid				
		1 2018	2 2019	3 2020	4 2021	5 2022
1.	Prior	397,741	403,961	400,841	399,228	398,850
2.	2018	4,058,648	4,462,547	4,463,317	4,461,249	4,460,492
3.	2019	XXX	2,827,449	2,989,800	2,986,484	2,985,830
4.	2020	XXX	XXX	1,402,874	1,540,923	1,543,798
5.	2021	XXX	XXX	XXX	1,389,968	1,570,309
6.	2022	XXX	XXX	XXX	XXX	1,544,209

Section B - Incurred Health Claims - Title XIX

Year in Which Losses Were Incurred		Sum of Cumulative Net Amount Paid and Claim Liability, Claim Reserve and Medical Incentive Pool and Bonuses Outstanding at End of Year				
		1 2018	2 2019	3 2020	4 2021	5 2022
1.	Prior	411,088	403,961	400,841	399,228	398,850
2.	2018	4,531,863	4,479,099	4,463,317	4,461,249	4,460,492
3.	2019	XXX	3,004,573	3,008,620	2,986,484	2,985,830
4.	2020	XXX	XXX	1,573,808	1,559,107	1,543,798
5.	2021	XXX	XXX	XXX	1,571,514	1,601,090
6.	2022	XXX	XXX	XXX	XXX	1,734,678

Section C - Incurred Year Health Claims and Claims Adjustment Expense Ratio - Title XIX

Years in which Premiums were Earned and Claims were Incurred	1 Premiums Earned	2 Claims Payment	3 Claim Adjustment Expense Payments	4 (Col. 3/2) Percent	5 Claim and Claim Adjustment Expense Payments (Col. 2 + 3)	6 (Col. 5/1) Percent	7 Claims Unpaid	8 Unpaid Claims Adjustment Expenses	9 Total Claims and Claims Adjustment Expense Incurred (Col. 5+7+8)	10 (Col. 9/1) Percent
1. 2018	4,992,229	4,460,492	174,213	3.9	4,634,705	92.8	0	0	4,634,705	92.8
2. 2019	3,450,970	2,985,830	231,305	7.7	3,217,135	93.2	0	0	3,217,135	93.2
3. 2020	1,994,906	1,543,798	130,756	8.5	1,674,554	83.9	0	0	1,674,554	83.9
4. 2021	1,900,349	1,570,309	106,892	6.8	1,677,201	88.3	30,781	269	1,708,251	89.9
5. 2022	2,112,385	1,544,209	82,317	5.3	1,626,526	77.0	190,469	1,660	1,818,655	86.1

ANNUAL STATEMENT FOR THE YEAR 2022 OF THE UnitedHealthcare Plan of the River Valley, Inc.

UNDERWRITING AND INVESTMENT EXHIBIT

PART 2C - DEVELOPMENT OF PAID AND INCURRED HEALTH CLAIMS

(\$000 Omitted)

Section A - Paid Health Claims - Grand Total

Year in Which Losses Were Incurred	Cumulative Net Amounts Paid				
	1 2018	2 2019	3 2020	4 2021	5 2022
1. Prior	437,802	444,409	441,445	439,358	438,936
2. 2018	4,926,594	5,387,745	5,389,217	5,386,911	5,386,336
3. 2019	XXX	3,788,374	3,985,217	3,980,989	3,980,242
4. 2020	XXX	XXX	2,307,417	2,480,312	2,482,616
5. 2021	XXX	XXX	XXX	2,423,772	2,645,288
6. 2022	XXX	XXX	XXX	XXX	2,817,507

Section B - Incurred Health Claims - Grand Total

Year in Which Losses Were Incurred	Sum of Cumulative Net Amount Paid and Claim Liability, Claim Reserve and Medical Incentive Pool and Bonuses Outstanding at End of Year				
	1 2018	2 2019	3 2020	4 2021	5 2022
1. Prior	452,728	444,409	441,445	439,358	438,936
2. 2018	5,502,956	5,414,737	5,389,217	5,386,911	5,386,336
3. 2019	XXX	4,071,885	4,006,180	3,980,989	3,980,242
4. 2020	XXX	XXX	2,587,463	2,500,391	2,482,616
5. 2021	XXX	XXX	XXX	2,716,621	2,677,944
6. 2022	XXX	XXX	XXX	XXX	3,125,733

Section C - Incurred Year Health Claims and Claims Adjustment Expense Ratio - Grand Total

Years in which Premiums were Earned and Claims were Incurred	1 Premiums Earned	2 Claims Payment	3 Claim Adjustment Expense Payments	4 (Col. 3/2) Percent	5 Claim and Claim Adjustment Expense Payments (Col. 2 + 3)	6 (Col. 5/1) Percent	7 Claims Unpaid	8 Unpaid Claims Adjustment Expenses	9 Total Claims and Claims Adjustment Expense Incurred (Col. 5+7+8)	10 (Col. 9/1) Percent
1. 2018	6,121,461	5,386,336	216,743	4.0	5,603,079	91.5	0	0	5,603,079	91.5
2. 2019	4,700,996	3,980,242	279,456	7.0	4,259,698	90.6	0	0	4,259,698	90.6
3. 2020	3,239,527	2,482,616	185,432	7.5	2,668,048	82.4	0	0	2,668,048	82.4
4. 2021	3,282,354	2,645,288	163,587	6.2	2,808,875	85.6	32,656	289	2,841,820	86.6
5. 2022	3,713,027	2,817,507	139,679	5.0	2,957,186	79.6	308,227	2,892	3,268,305	88.0

12.GT

UNDERWRITING AND INVESTMENT EXHIBIT

PART 2D - AGGREGATE RESERVE FOR ACCIDENT AND HEALTH CONTRACTS ONLY

	1 Total	Comprehensive (Hospital & Medical)		4 Medicare Supplement	5 Dental Only	6 Vision Only	7 Federal Employees Health Benefits Plan	8 Title XVIII Medicare	9 Title XIX Medicaid	10 Credit A&H	11 Disability Income	12 Long-Term Care	13 Other
		2 Individual	3 Group										
1. Unearned premium reserves	0	0	0	0	0	0	0	0	0	0	0	0	0
2. Additional policy reserves (a)	0	0	0	0	0	0	0	0	0	0	0	0	0
3. Reserve for future contingent benefits	0	0	0	0	0	0	0	0	0	0	0	0	0
4. Reserve for rate credits or experience rating refunds (including \$0 for investment income) ..	128,641,461	2,231,053	9,769,177	0	0	0	0	3,208,862	113,432,369	0	0	0	0
5. Aggregate write-ins for other policy reserves	33,642,193	0	1,356,002	0	0	0	0	317,537	31,968,654	0	0	0	0
6. Totals (gross)	162,283,654	2,231,053	11,125,179	0	0	0	0	3,526,399	145,401,023	0	0	0	0
7. Reinsurance ceded	0	0	0	0	0	0	0	0	0	0	0	0	0
8. Totals (Net)(Page 3, Line 4)	162,283,654	2,231,053	11,125,179	0	0	0	0	3,526,399	145,401,023	0	0	0	0
9. Present value of amounts not yet due on claims	0	0	0	0	0	0	0	0	0	0	0	0	0
10. Reserve for future contingent benefits	811,331	0	199,157	0	0	0	0	190,275	421,899	0	0	0	0
11. Aggregate write-ins for other claim reserves	0	0	0	0	0	0	0	0	0	0	0	0	0
12. Totals (gross)	811,331	0	199,157	0	0	0	0	190,275	421,899	0	0	0	0
13. Reinsurance ceded	0	0	0	0	0	0	0	0	0	0	0	0	0
14. Totals (Net)(Page 3, Line 7)	811,331	0	199,157	0	0	0	0	190,275	421,899	0	0	0	0
DETAILS OF WRITE-INS													
0501. Redetermination Contract Payable	31,968,654	0	0	0	0	0	0	0	31,968,654	0	0	0	0
0502. Section 1343 ACA Risk Adjustment Payable	1,356,002	0	1,356,002	0	0	0	0	0	0	0	0	0	0
0503. CMS Risk Adjustment Payable	317,537	0	0	0	0	0	0	317,537	0	0	0	0	0
0598. Summary of remaining write-ins for Line 5 from overflow page.....	0	0	0	0	0	0	0	0	0	0	0	0	0
0599. Totals (Lines 0501 thru 0503 plus 0598) (Line 5 above)	33,642,193	0	1,356,002	0	0	0	0	317,537	31,968,654	0	0	0	0
1101.													
1102.													
1103.													
1198. Summary of remaining write-ins for Line 11 from overflow page	0	0	0	0	0	0	0	0	0	0	0	0	0
1199. Totals (Lines 1101 thru 1103 plus 1198) (Line 11 above)	0	0	0	0	0	0	0	0	0	0	0	0	0

(a) Includes \$0 premium deficiency reserve.

UNDERWRITING AND INVESTMENT EXHIBIT

PART 3 - ANALYSIS OF EXPENSES

	Claim Adjustment Expenses		3 General Administrative Expenses	4 Investment Expenses	5 Total
	1 Cost Containment Expenses	2 Other Claim Adjustment Expenses			
1. Rent (\$0 for occupancy of own building)	3,377,506	963,646	5,688,692	0	10,029,844
2. Salary, wages and other benefits	62,316,753	17,779,778	104,959,336	0	185,055,867
3. Commissions (less \$0 ceded plus \$0 assumed)	0	0	16,055,556	0	16,055,556
4. Legal fees and expenses	882,914	251,907	1,487,456	0	2,622,277
5. Certifications and accreditation fees	0	0	0	0	0
6. Auditing, actuarial and other consulting services ...	7,007,991	1,999,471	13,346,115	0	22,353,577
7. Traveling expenses	1,041,035	297,021	1,757,678	0	3,095,734
8. Marketing and advertising	3,710,384	1,058,621	6,644,537	0	11,413,542
9. Postage, express and telephone	2,589,185	738,728	4,360,933	0	7,688,846
10. Printing and office supplies	4,111,912	1,173,182	6,925,917	0	12,211,011
11. Occupancy, depreciation and amortization	1,558,296	444,602	2,624,618	0	4,627,516
12. Equipment	492,588	140,542	829,660	0	1,462,790
13. Cost or depreciation of EDP equipment and software	6,716,048	1,916,176	11,311,757	0	19,943,981
14. Outsourced services including EDP, claims, and other services	7,830,488	3,265,566	11,204,557	0	22,300,611
15. Boards, bureaus and association fees	88,989	25,390	149,884	0	264,263
16. Insurance, except on real estate	1,160,800	331,191	1,955,120	0	3,447,111
17. Collection and bank service charges	339,673	96,913	572,107	0	1,008,693
18. Group service and administration fees	1,309,750	373,318	2,203,807	0	3,886,875
19. Reimbursements by uninsured plans	0	0	(7,436,600)	0	(7,436,600)
20. Reimbursements from fiscal intermediaries	0	0	0	0	0
21. Real estate expenses	0	0	0	0	0
22. Real estate taxes	157,199	55,503	286,274	0	498,976
23. Taxes, licenses and fees:					
23.1 State and local insurance taxes	0	0	32,565	0	32,565
23.2 State premium taxes	0	0	130,375,008	0	130,375,008
23.3 Regulatory authority licenses and fees	0	0	1,149,692	0	1,149,692
23.4 Payroll taxes	3,147,117	1,111,571	5,733,124	0	9,991,812
23.5 Other (excluding federal income and real estate taxes)	0	0	0	0	0
24. Investment expenses not included elsewhere	0	0	0	440,426	440,426
25. Aggregate write-ins for expenses	16,713,567	4,232,517	25,434,590	0	46,380,674
26. Total expenses incurred (Lines 1 to 25)	124,552,195	36,255,643	347,652,383	440,426	(a)508,900,647
27. Less expenses unpaid December 31, current year	2,464,091	717,267	42,920,175	158,388	46,259,921
28. Add expenses unpaid December 31, prior year	2,199,848	765,583	48,394,701	126,453	51,486,585
29. Amounts receivable relating to uninsured plans, prior year	0	0	552,350	0	552,350
30. Amounts receivable relating to uninsured plans, current year	0	0	663,000	0	663,000
31. Total expenses paid (Lines 26 minus 27 plus 28 minus 29 plus 30)	124,287,952	36,303,959	353,237,559	408,491	514,237,961
DETAILS OF WRITE-INS					
2501. Information Technology	685,249	195,511	1,154,157	0	2,034,917
2502. Interest	63,451	36,489	135,740	0	235,680
2503. Managed Care & Network Access	46,519	18,407	108,664	0	173,590
2598. Summary of remaining write-ins for Line 25 from overflow page	15,918,348	3,982,110	24,036,029	0	43,936,487
2599. Totals (Lines 2501 thru 2503 plus 2598)(Line 25 above)	16,713,567	4,232,517	25,434,590	0	46,380,674

(a) Includes management fees of \$277,209,077 to affiliates and \$0 to non-affiliates.

EXHIBIT OF NET INVESTMENT INCOME

	1 Collected During Year	2 Earned During Year
1. U.S. government bonds	(a) 1,312,726	1,312,788
1.1 Bonds exempt from U.S. tax	(a) 0	0
1.2 Other bonds (unaffiliated)	(a) 12,873,647	13,969,129
1.3 Bonds of affiliates	(a) 0	0
2.1 Preferred stocks (unaffiliated)	(b) 0	0
2.11 Preferred stocks of affiliates	(b) 0	0
2.2 Common stocks (unaffiliated)	0	0
2.21 Common stocks of affiliates	0	0
3. Mortgage loans	(c) 0	0
4. Real estate	(d) 0	0
5. Contract Loans	0	0
6. Cash, cash equivalents and short-term investments	(e) 7,363,705	7,805,464
7. Derivative instruments	(f) 0	0
8. Other invested assets	(1,920,995)	(1,920,995)
9. Aggregate write-ins for investment income	36,717	36,717
10. Total gross investment income	19,665,800	21,203,103
11. Investment expenses		(g) 440,426
12. Investment taxes, licenses and fees, excluding federal income taxes		(g) 0
13. Interest expense		(h) 0
14. Depreciation on real estate and other invested assets		(i) 0
15. Aggregate write-ins for deductions from investment income		0
16. Total deductions (Lines 11 through 15)		440,426
17. Net investment income (Line 10 minus Line 16)		20,762,677
DETAILS OF WRITE-INS		
0901. Intercompany Interest Income	36,717	36,717
0902.		
0903.		
0998. Summary of remaining write-ins for Line 9 from overflow page	0	0
0999. Totals (Lines 0901 thru 0903 plus 0998) (Line 9, above)	36,717	36,717
1501.		
1502.		
1503.		
1598. Summary of remaining write-ins for Line 15 from overflow page		0
1599. Totals (Lines 1501 thru 1503 plus 1598) (Line 15, above)		0

- (a) Includes \$ 512,002 accrual of discount less \$ 7,512,075 amortization of premium and less \$ 1,303,792 paid for accrued interest on purchases.
- (b) Includes \$ 0 accrual of discount less \$ 0 amortization of premium and less \$ 0 paid for accrued dividends on purchases.
- (c) Includes \$ 0 accrual of discount less \$ 0 amortization of premium and less \$ 0 paid for accrued interest on purchases.
- (d) Includes \$ 0 for company's occupancy of its own buildings; and excludes \$ 0 interest on encumbrances.
- (e) Includes \$ 734,010 accrual of discount less \$ 366,334 amortization of premium and less \$ 469,246 paid for accrued interest on purchases.
- (f) Includes \$ 0 accrual of discount less \$ 0 amortization of premium.
- (g) Includes \$ 0 investment expenses and \$ 0 investment taxes, licenses and fees, excluding federal income taxes, attributable to segregated and Separate Accounts.
- (h) Includes \$ 0 interest on surplus notes and \$ 0 interest on capital notes.
- (i) Includes \$ 0 depreciation on real estate and \$ 0 depreciation on other invested assets.

EXHIBIT OF CAPITAL GAINS (LOSSES)

	1	2	3	4	5
	Realized Gain (Loss) On Sales or Maturity	Other Realized Adjustments	Total Realized Capital Gain (Loss) (Columns 1 + 2)	Change in Unrealized Capital Gain (Loss)	Change in Unrealized Foreign Exchange Capital Gain (Loss)
1. U.S. Government bonds	(163,130)	0	(163,130)	0	0
1.1 Bonds exempt from U.S. tax	0	0	0	0	0
1.2 Other bonds (unaffiliated)	(3,007,996)	0	(3,007,996)	0	0
1.3 Bonds of affiliates	0	0	0	0	0
2.1 Preferred stocks (unaffiliated)	0	0	0	0	0
2.11 Preferred stocks of affiliates	0	0	0	0	0
2.2 Common stocks (unaffiliated)	0	0	0	0	0
2.21 Common stocks of affiliates	0	0	0	0	0
3. Mortgage loans	0	0	0	0	0
4. Real estate	0	0	0	0	0
5. Contract loans	0	0	0	0	0
6. Cash, cash equivalents and short-term investments	(10,755)	0	(10,755)	0	0
7. Derivative instruments	0	0	0	0	0
8. Other invested assets	0	0	0	0	0
9. Aggregate write-ins for capital gains (losses)	0	0	0	0	0
10. Total capital gains (losses)	(3,181,881)	0	(3,181,881)	0	0
DETAILS OF WRITE-INS					
0901.					
0902.					
0903.					
0998. Summary of remaining write-ins for Line 9 from overflow page	0	0	0	0	0
0999. Totals (Lines 0901 thru 0903 plus 0998) (Line 9, above)	0	0	0	0	0

ANNUAL STATEMENT FOR THE YEAR 2022 OF THE UnitedHealthcare Plan of the River Valley, Inc.

EXHIBIT OF NON-ADMITTED ASSETS

	1	2	3
	Current Year Total Nonadmitted Assets	Prior Year Total Nonadmitted Assets	Change in Total Nonadmitted Assets (Col. 2 - Col. 1)
1. Bonds (Schedule D)	0	0	0
2. Stocks (Schedule D):			
2.1 Preferred stocks	0	0	0
2.2 Common stocks	0	0	0
3. Mortgage loans on real estate (Schedule B):			
3.1 First liens	0	0	0
3.2 Other than first liens.....	0	0	0
4. Real estate (Schedule A):			
4.1 Properties occupied by the company	0	0	0
4.2 Properties held for the production of income.....	0	0	0
4.3 Properties held for sale	0	0	0
5. Cash (Schedule E - Part 1), cash equivalents (Schedule E - Part 2) and short-term investments (Schedule DA)	0	0	0
6. Contract loans	0	0	0
7. Derivatives (Schedule DB)	0	0	0
8. Other invested assets (Schedule BA)	0	0	0
9. Receivables for securities	0	0	0
10. Securities lending reinvested collateral assets (Schedule DL)	0	0	0
11. Aggregate write-ins for invested assets	0	0	0
12. Subtotals, cash and invested assets (Lines 1 to 11)	0	0	0
13. Title plants (for Title insurers only)	0	0	0
14. Investment income due and accrued	0	0	0
15. Premiums and considerations:			
15.1 Uncollected premiums and agents' balances in the course of collection	480,347	473,440	(6,907)
15.2 Deferred premiums, agents' balances and installments booked but deferred and not yet due ..	0	0	0
15.3 Accrued retrospective premiums and contracts subject to redetermination	0	0	0
16. Reinsurance:			
16.1 Amounts recoverable from reinsurers	0	0	0
16.2 Funds held by or deposited with reinsured companies	0	0	0
16.3 Other amounts receivable under reinsurance contracts	0	0	0
17. Amounts receivable relating to uninsured plans	5,926	17,125	11,199
18.1 Current federal and foreign income tax recoverable and interest thereon	0	0	0
18.2 Net deferred tax asset	406,133	361,903	(44,230)
19. Guaranty funds receivable or on deposit	0	0	0
20. Electronic data processing equipment and software	0	0	0
21. Furniture and equipment, including health care delivery assets	0	0	0
22. Net adjustment in assets and liabilities due to foreign exchange rates	0	0	0
23. Receivable from parent, subsidiaries and affiliates	116,637	116,637	0
24. Health care and other amounts receivable	19,575,173	16,578,771	(2,996,402)
25. Aggregate write-ins for other than invested assets	773,897	176,141	(597,756)
26. Total assets excluding Separate Accounts, Segregated Accounts and Protected Cell Accounts (Lines 12 to 25)	21,358,113	17,724,017	(3,634,096)
27. From Separate Accounts, Segregated Accounts and Protected Cell Accounts	0	0	0
28. Total (Lines 26 and 27)	21,358,113	17,724,017	(3,634,096)
DETAILS OF WRITE-INS			
1101.			
1102.			
1103.			
1198. Summary of remaining write-ins for Line 11 from overflow page	0	0	0
1199. Totals (Lines 1101 thru 1103 plus 1198)(Line 11 above)	0	0	0
2501. Notes Receivable	760,524	0	(760,524)
2502. Miscellaneous Receivables and Prepaids	13,373	176,141	162,768
2503.			
2598. Summary of remaining write-ins for Line 25 from overflow page	0	0	0
2599. Totals (Lines 2501 thru 2503 plus 2598)(Line 25 above)	773,897	176,141	(597,756)

EXHIBIT 1 - ENROLLMENT BY PRODUCT TYPE FOR HEALTH BUSINESS ONLY

Source of Enrollment	Total Members at End of					6 Current Year Member Months
	1 Prior Year	2 First Quarter	3 Second Quarter	4 Third Quarter	5 Current Year	
1. Health Maintenance Organizations	588,566	598,137	607,189	617,829	626,130	7,200,005
2. Provider Service Organizations	0	0	0	0	0	0
3. Preferred Provider Organizations	0	0	0	0	0	0
4. Point of Service	0	0	0	0	0	0
5. Indemnity Only	0	0	0	0	0	0
6. Aggregate write-ins for other lines of business.....	0	0	0	0	0	0
7. Total	588,566	598,137	607,189	617,829	626,130	7,200,005
DETAILS OF WRITE-INS						
0601.						
0602.						
0603.						
0698. Summary of remaining write-ins for Line 6 from overflow page	0	0	0	0	0	0
0699. Totals (Lines 0601 thru 0603 plus 0698) (Line 6 above)	0	0	0	0	0	0

EXHIBIT 3A - ANALYSIS OF HEALTH CARE RECEIVABLES COLLECTED AND ACCRUED

Type of Health Care Receivable	Health Care Receivables Collected or Offset During the Year		Health Care Receivables Accrued as of December 31 of Current Year		5 Health Care Receivables from Prior Years (Columns 1 + 3)	6 Estimated Health Care Receivables Accrued as of December 31 of Prior Year
	1 On Amounts Accrued Prior to January 1 of Current Year	2 On Amounts Accrued During the Year	3 On Amounts Accrued December 31 of Prior Year	4 On Amounts Accrued During the Year		
1. Pharmaceutical rebate receivables	55,401,432	123,191,411	166,674	73,277,444	55,568,106	59,411,772
2. Claim overpayment receivables	1,152,217	76,575,668	14,015,179	1,782,178	15,167,396	14,350,263
3. Loans and advances to providers	0	175,000	0	175,175	0	160,000
4. Capitation arrangement receivables	0	0	0	0	0	0
5. Risk sharing receivables	0	0	482,212	813,003	482,212	482,212
6. Other health care receivables.....	0	0	0	0	0	0
7. Totals (Lines 1 through 6)	56,553,649	199,942,079	14,664,065	76,047,800	71,217,714	74,404,247

Note that the accrued amounts in Columns 3, 4, and 6 are the total health care receivables, not just the admitted portion.

EXHIBIT 7 PART 1- SUMMARY OF TRANSACTIONS WITH PROVIDERS

Payment Method	1 Direct Medical Expense Payment	2 Column 1 as a % of Total Payments	3 Total Members Covered	4 Column 3 as a % of Total Members	5 Column 1 Expenses Paid to Affiliated Providers	6 Column 1 Expenses Paid to Non-Affiliated Providers
Capitation Payments:						
1. Medical groups	0	0.0	0	0.0	0	0
2. Intermediaries	48,850,058	1.6	626,130	100.0	500,403	48,349,655
3. All other providers	111,875	0.0	626,130	100.0	0	111,875
4. Total capitation payments	48,961,933	1.6	626,130	100.0	500,403	48,461,530
Other Payments:						
5. Fee-for-service	206,331,047	6.8	XXX	XXX	28,731,453	177,599,594
6. Contractual fee payments	2,764,317,473	90.9	XXX	XXX	120,313,369	2,644,004,104
7. Bonus/withhold arrangements - fee-for-service	0	0.0	XXX	XXX	0	0
8. Bonus/withhold arrangements - contractual fee payments	19,970,767	0.7	XXX	XXX	3,699,412	16,271,355
9. Non-contingent salaries	0	0.0	XXX	XXX	0	0
10. Aggregate cost arrangements	0	0.0	XXX	XXX	0	0
11. All other payments	0	0.0	XXX	XXX	0	0
12. Total other payments	2,990,619,287	98.4	XXX	XXX	152,744,234	2,837,875,053
13. TOTAL (Line 4 plus Line 12)	3,039,581,220	100%	XXX	XXX	153,244,637	2,886,336,583

EXHIBIT 7 - PART 2 - SUMMARY OF TRANSACTIONS WITH INTERMEDIARIES

1 NAIC Code	2 Name of Intermediary	3 Capitation Paid	4 Average Monthly Capitation	5 Intermediary's Total Adjusted Capital	6 Intermediary's Authorized Control Level RBC
	Tennessee Carriers	48,349,655	4,029,138	0	0
	OptumHealth Care Solutions, LLC	500,403	41,700	0	0
9999999 Totals		48,850,058	XXX	XXX	XXX

EXHIBIT 8 - FURNITURE, EQUIPMENT AND SUPPLIES OWNED

Description	1 Cost	2 Improvements	3 Accumulated Depreciation	4 Book Value Less Encumbrances	5 Assets Not Admitted	6 Net Admitted Assets
1. Administrative furniture and equipment	NONE					
2. Medical furniture, equipment and fixtures						
3. Pharmaceuticals and surgical supplies						
4. Durable medical equipment						
5. Other property and equipment						
6. Total						

UNITEDHEALTHCARE PLAN OF THE RIVER VALLEY, INC.

**NOTES TO STATUTORY BASIS FINANCIAL STATEMENTS
AS OF AND FOR THE YEARS ENDED DECEMBER 31, 2022 AND 2021**

1. SUMMARY OF SIGNIFICANT ACCOUNTING POLICIES AND GOING CONCERN

Organization and Operation

UnitedHealthcare Plan of the River Valley, Inc. (the "Company"), licensed as a health maintenance organization ("HMO"), offers its enrollees a variety of managed care programs and products through contractual arrangements with health care providers. The Company is a wholly owned subsidiary of UnitedHealthcare, Inc. ("UHC"). UHC is a wholly owned subsidiary of United HealthCare Services, Inc. ("UHS"), a management corporation that provides services to the Company under the terms of a management agreement (the "Agreement"). UHS is a wholly owned subsidiary of UnitedHealth Group Incorporated ("UnitedHealth Group"). UnitedHealth Group is a publicly held company trading on the New York Stock Exchange.

The Company was incorporated on August 5, 1985, as an HMO and operations commenced in December 1985. The Company is certified as an HMO by the Illinois Department of Insurance (the "Department"). The Company has entered into contracts with physicians, hospitals, and other health care provider organizations to deliver health care services for all enrollees. The Company is licensed in four states.

The Company offers comprehensive commercial products to employer groups. Each contract outlines the coverage provided and renewal provisions.

The Company serves as a plan sponsor offering Medicare specialized programs including a Dual Special Needs Plan and a Fully Integrated Dual Eligible Special Needs Plan (collectively "Medicare Plans") to the dual-eligible population in the State of Tennessee under contracts with the Centers for Medicare and Medicaid Services ("CMS").

The Company participates state-wide as a contracted managed care organization ("MCO") in the State of Tennessee Bureau of TennCare program ("TennCare"). Uninsured individuals and Medicaid eligible individuals who enroll in the TennCare program receive prepaid health care through participating MCO's. The Company has risk arrangements with TennCare servicing individuals in the Middle Grand Region Tennessee, the West Grand Region Tennessee, and the East Grand Region Tennessee. The contract for all three Grand regions is effective through December 31, 2022 and subject to renewal provisions as outlined in the contract. The Company participates in administering multiple TennCare directed and enhanced rate pass-through and reimbursable programs (collectively "pass-through programs"), some of which are included in the TennCare capitation rate and some of which are reimbursed outside of the monthly capitation rate (see Note 18).

The Company offers the TennCare CHOICES in Long-Term Services and Supports Program ("CHOICES") for eligible individuals, which provides long-term care benefits to the uninsured individuals and Medicaid eligible individuals who are enrolled in the TennCare program and qualify for this benefit. The Company also offers the CHOICES 3 program for individuals who qualify for CHOICES but are considered at-risk for nursing facility care.

The Company administers the Children's Health Insurance Program ("CoverKids") benefits as described in the TennCare Medicaid Contract Requirements. CoverKids includes children under age 19 and eligible mothers of unborn children who do not qualify for TennCare but meet the CoverKids eligibility conditions as defined in the contract.

A. Accounting Practices

The statutory basis financial statements (herein referred to as "financial statements") are presented on the basis of accounting practices prescribed or permitted by the Department.

The Department recognizes only statutory accounting practices, prescribed or permitted by the State of Illinois (the "State"), for determining and reporting the financial condition and results of operations of an HMO, for determining its solvency under Illinois Insurance Law. The State prescribes the use of the National Association of Insurance Commissioners' ("NAIC") Accounting Practices and Procedures manual ("NAIC SAP") in effect for the accounting periods covered in the financial statements.

No significant differences exist between the practices prescribed or permitted by the State and the NAIC SAP which materially affect the statutory basis net income and capital and surplus, as illustrated in the table below:

	SSAP #	F/S Page #	F/S Line #	December 31, 2022	December 31, 2021
Net Income					
(1) Company state basis (Page 4, Line 32, Columns 2 & 3)	XXX	XXX	XXX	\$ 133,710,233	\$ 200,586,206
(2) State prescribed practices that are an increase/(decrease) from NAIC SAP: Not Applicable				-	-
(3) State permitted practices that are an increase/(decrease) from NAIC SAP: Not Applicable				-	-
(4) NAIC SAP (1 - 2 - 3 = 4)	XXX	XXX	XXX	<u>\$ 133,710,233</u>	<u>\$ 200,586,206</u>
Capital and Surplus					
(5) Company state basis (Page 3, Line 33, Columns 3 & 4)	XXX	XXX	XXX	\$ 358,184,623	\$ 422,616,047
(6) State prescribed practices that are an increase/(decrease) from NAIC SAP: Not Applicable				-	-
(7) State permitted practices that are an increase/(decrease) from NAIC SAP: Not Applicable				-	-
(8) NAIC SAP (5 - 6 - 7 = 8)	XXX	XXX	XXX	<u>\$ 358,184,623</u>	<u>\$ 422,616,047</u>

B. Use of Estimates in the Preparation of the Financial Statements

The preparation of these financial statements in conformity with the NAIC Annual Statement Instructions and the NAIC SAP include certain amounts that are based on the Company's estimates and judgments. These estimates require the Company to apply complex assumptions and judgments, often because the Company must make estimates about the effects of matters that are inherently uncertain and will change in subsequent periods. The most significant estimates relate to hospital and medical benefits, claims unpaid, aggregate health policy reserves (including medical loss ratio ("MLR") rebates), aggregate health claim reserves, risk corridor, and risk adjustment estimates. The Company adjusts these estimates each period as more current information becomes available. The impact of any changes in estimates is included in the determination of net income in the period in which the estimate is adjusted.

C. Accounting Policy

Basis of Presentation — The Company prepares its financial statements on the basis of accounting practices prescribed or permitted by the Department. These statutory practices differ from accounting principles generally accepted in the United States of America ("GAAP").

Accounting policy disclosures that are required by the NAIC Annual Statement instructions are as follows:

- (1–2) Bonds and short-term investments are stated at book/adjusted carrying value if they meet NAIC designation of one or two and stated at the lower of book/adjusted carrying value or fair value if they meet an NAIC designation of three or higher. The Company does not have any mandatory convertible securities or Investment Analysis Office of the NAIC ("IAO") identified funds (i.e.: exchange traded funds or bond mutual funds) in its bond portfolio. Amortization of bond premium or accretion of discount is calculated using the constant yield interest method. Bonds and short-term investments are valued and reported using market prices published by the IAO in accordance with the NAIC Valuation of Securities manual prepared by the IAO or an external pricing service;
- (3–4) The Company holds no common or preferred stock;
- (5) The Company holds no mortgage loans on real estate;
- (6) U.S. government and agency securities and corporate debt securities include loan-backed securities (mortgage-backed securities and asset-backed securities), which are valued using the retrospective adjustment methodology. Prepayment assumptions for the determination of the book/adjusted carrying value, commonly referred to as amortized cost, of loan-backed securities are based on a three-month constant prepayment rate history obtained from external data source vendors. The Company's investment policy limits investments in nonagency residential mortgage-backed securities, including home equity and sub-prime mortgages, to 10% of total cash and invested assets. Total combined investments in mortgage-backed securities and asset-backed securities cannot exceed more than 30% of total cash and invested assets;

- (7) The Company holds no investments in subsidiaries, controlled, or affiliated entities;
- (8) The Company has no investment interests with respect to joint ventures, partnerships, or limited liability companies;
- (9) The Company holds no derivatives;
- (10) Premium deficiency reserves (“PDR”) (inclusive of conversion reserves) and the related expenses are recognized when it is probable that expected future health care expenses, claims adjustment expenses (“CAE”), direct administration costs, and an allocation of indirect administration costs under a group of existing contracts will exceed anticipated future premiums and reinsurance recoveries considered over the remaining lives of the contracts, and are recorded as aggregate health policy reserves in the financial statements. Indirect administration costs arise from activities that are not specifically identifiable to a specific group of existing contracts, and therefore, those costs are fully allocated among the various contract groupings. The allocation of indirect administration costs to each contract grouping is made proportionately to the expected margins remaining in the premiums after future health care expenses, CAE and direct administration costs are considered. The data and assumptions underlying such estimates and the resulting reserves are periodically updated, and any adjustments are reflected as an increase in reserves for life, accident, and health contracts in the financial statements in the period in which the change in estimate is identified. The Company does anticipate investment income as a factor in the PDR calculation (see Note 30);
- (11) CAE are those costs expected to be incurred in connection with the adjustment and recording of accident and health claims. Pursuant to the terms of the Agreement (see Note 10), the Company pays a management fee to its affiliate, UHS, in exchange for administrative and management services. A detailed review of the administrative expenses of the Company and UHS is performed to determine the allocation between CAE and general administrative expenses (“GAE”) to be reported in the financial statements. It is the responsibility of UHS to pay CAE in the event the Company ceases operations. The Company has recorded an estimate of unpaid CAE associated with incurred but unpaid claims, which is included in unpaid CAE in the financial statements. Management believes the amount of the liability for unpaid CAE as of December 31, 2022 is adequate to cover the Company’s cost for the adjustment and recording of unpaid claims; however, actual expenses may differ from those established estimates. Adjustments to the estimates for unpaid CAE are reflected in operating results in the period in which the change in estimate is identified;
- (12) The Company does not carry any fixed assets in the financial statements;
- (13) Health care and other amounts receivable consist of pharmacy rebates receivable estimated based on the most currently available data from the Company’s claims processing systems and from data provided by the Company’s affiliated pharmaceutical benefit manager, OptumRx, Inc. (“OptumRx”). Health care and other amounts receivable also include receivables for amounts due to the Company for claim overpayments to providers, hospitals and other health care organizations. Health care and other amounts receivable are considered nonadmitted assets under the NAIC SAP if they do not meet admissibility requirements. Accordingly, the Company has excluded receivables that do not meet the admissibility criteria from the financial statements (see Note 28).

The Company has also deemed the following to be significant accounting policies:

ASSETS

Cash and Invested Assets

- Bonds include securities with a maturity of greater than one year at the time of purchase;
- Cash represents cash held by the Company in operating accounts. Claims and other payments are made from the operating accounts daily;
- Cash equivalents include securities that have original maturity dates of three months or less from the date of acquisition. Cash equivalents also consist of the Company’s share of a qualified cash pool sponsored and administered by UHS. The investment pool is recorded at cost or book/adjusted carrying value depending on the composition of the underlying securities. Interest income from the pool accrues daily to participating members based upon ownership percentage. Cash equivalents, excluding money-market funds, are reported at cost or book/adjusted carrying value depending on the nature of the underlying security, which approximates fair value. Money-market funds are reported at fair value or net asset value (“NAV”) as a practical expedient;

- Short-term investments include securities that have a maturity of greater than three months but less than one year at the time of purchase;
- Realized capital gains and losses on sales of investments are calculated based upon specific identification of the investments sold. These gains and losses are reported as net realized capital (losses) gains less capital gains (benefit) tax (“net realized capital gains (losses) less taxes”) in the financial statements;
- The Company continually monitors the difference between amortized cost and estimated fair value of its investments. If any of the Company’s investments experience a decline in value that the Company has determined is other-than-temporary, or if the Company has determined it will sell a security that is in an impaired status, the Company will record a realized loss in net realized capital gains (losses) less taxes in the financial statements. The new cost basis is not changed for subsequent recoveries in fair value. The prospective adjustment method is utilized for loan-backed securities for periods subsequent to the loss recognition (see Note 5);

Other Assets

- **Premiums and Considerations** — The Company reports uncollected premium balances from its insured members, groups, CMS, and state Medicaid agencies as premiums and considerations in the financial statements. Uncollected premium balances that are over 90 days past due, with the exception of amounts due from government insured plans, are considered nonadmitted assets. In addition to those balances, current balances are also considered nonadmitted if the corresponding balance greater than 90 days past due is deemed more than inconsequential. Premiums and considerations also include amounts for commercial risk adjustment receivables as defined in Section 1343 of the Patient Protection and Affordable Care Act and its related legislation (“ACA”), CMS risk adjustment receivables for the Medicare Plans, and TennCare premium withhold receivables.

Premium adjustments for the commercial ACA Section 1343 risk adjustment, CMS risk adjustment, and TennCare premium withholds are accounted for as premium adjustments subject to redetermination (see Note 24).

- **Amounts Receivable Relating to Uninsured Plans** — The Company reports amounts due to the Company from CMS and state Medicaid agencies for the administrative activities it performs for which it has no insurance risk as amounts receivable relating to uninsured plans (see Note 18). Amounts receivable relating to uninsured plans include costs incurred by the Company that are in excess of the cost reimbursement under the Medicare Plans for the catastrophic reinsurance subsidy and the low-income member cost sharing subsidy and amounts due from the pharmaceutical manufacturers for reimbursement of the discounts under the ACA which mandates consumer discounts on brand name prescription drugs for Part D plan participants in the coverage gap. Amounts receivable relating to uninsured plans also include receivables related to the administration of TennCare’s pass-through programs. The Company has no financial or member risk for the benefits provided under the pass-through programs.

LIABILITIES

- **Claims Unpaid and Aggregate Health Claim Reserves** — Claims unpaid and aggregate health claim reserves include claims processed but not yet paid, estimates for claims received but not yet processed, estimates for the costs of health care services enrollees have received but for which claims have not yet been submitted, and payments and liabilities for physician, hospital, and other medical costs disputes.

The estimates for incurred but not yet reported claims are developed using an actuarial process that is consistently applied, centrally controlled, and automated. The actuarial models consider factors such as historical submission and payment data, cost trends, customer and product mix, seasonality, utilization of health care services, contracted service rates, and other relevant factors. The Company estimates such liabilities for physician, hospital, and other medical cost disputes based upon an analysis of potential outcomes, assuming a combination of litigation and settlement strategies. These estimates may change as actuarial methods change or as underlying facts upon which estimates are based change. The Company did not change actuarial methods during 2022 and 2021. Management believes the amount of claims unpaid and aggregate health claim reserves is a best estimate of the Company’s liability for unpaid claims and aggregate health claim reserves as of December 31, 2022; however, actual payments may differ from those established estimates.

The Company contracts with hospitals, physicians, and other providers of health care under capitated or discounted fee for service arrangements, including a hospital per diem to provide medical care services to enrollees. Some of these contracts are with related parties (see Note 10). Capitated providers are at risk for the cost of medical care services provided to the Company's enrollees; however, the Company is ultimately responsible for the provision of services to its enrollees should the capitated provider be unable to provide the contracted services.

- **Aggregate Health Policy Reserves** — The Company establishes a liability for estimated accrued retrospective and redetermination premiums due from the Company based on the actuarial method and assumptions for each respective contract. Aggregate health policy reserves includes commercial risk adjustment payables as defined in Section 1343 of the ACA, estimated MLR rebates payable on the comprehensive commercial and Medicare Plans, and commercial retrospectively rated contract payables. Aggregate health policy reserves also include TennCare risk corridor and risk adjustment payables, estimated amounts to be recouped by TennCare for revenue received outside of the medical spend corridor, and an estimated recoupment reserve for recoupment for the rate differential between the TennCare and CHOICES capitation rates.

Premium adjustments for estimated MLR rebates, TennCare risk corridor programs, and TennCare's estimated recoupments outside of the medical spend corridor are accounted for as premium adjustments subject to retrospectively rated features (see Note 24). Premium adjustments for the commercial ACA Section 1343 risk adjustment and TennCare risk adjustment and rate differential recoupments are accounted for as premium adjustments subject to redetermination (see Note 24).

- **Premiums Received in Advance** — Premiums received in full for the policies processed during the current period, but prior to the commencement of the service period, are recorded as premiums received in advance in the financial statements.
- **General Expenses Due or Accrued** — General expenses that are due as of the reporting date in addition to general expenses that have been incurred but are not due until a subsequent period are reported as general expenses due or accrued in the financial statements.
- **Amounts due to Parent, Subsidiaries, and Affiliates** — In the normal course of business, the Company has various transactions with related parties (see Note 10). The Company reports any unsettled amounts owed as amounts payable to parent, subsidiaries, and affiliates, in the financial statements.
- **Liability for Amounts Held Under Uninsured Plans** — Liability for amounts held under uninsured plans include payables related to the administration of TennCare's pass-through programs (see Note 18). The Company has no financial or member risk for the benefits provided under the pass-through programs.

CAPITAL AND SURPLUS AND MINIMUM STATUTORY REQUIREMENTS

- **Restricted Cash Reserves** — The Company is in compliance with the various states regulatory deposit requirements as of December 31, 2022 and 2021, respectively, for qualification purposes as a domestic and foreign insurer. These restricted cash reserves are stated at book/adjusted carrying value, which approximates fair value. These restricted deposits are included in bonds in the financial statements. Interest earned on these deposits accrues to the Company (see Note 5).
- **Minimum Capital and Surplus** — Under the laws of the State, the Company's domiciliary state, the Department requires the Company to maintain a minimum capital and surplus equal to \$1,500,000.

Risk-based capital ("RBC") is a regulatory tool for measuring the minimum amount of capital appropriate for a MCO to support its overall business operations in consideration of its size and risk profile. The Department requires the Company to maintain minimum capital and surplus equal to the greater of the state statute as outlined above, or the company action level as calculated by the RBC formula, or the level needed to avoid action pursuant to the trend test in the RBC formula. The Company is in compliance with the required amount.

The Company is also subject to minimum capital and surplus requirements in other states where it is licensed to do business.

The Company is in compliance with the minimum required capital and surplus amounts where it is licensed to do business, as of December 31, 2022 and 2021.

STATEMENTS OF OPERATIONS

- **Net Premium Income and Change in Reserve for Rate Credits** — Revenues consist of net premium income that is recognized in the period in which enrollees are entitled to receive health care services. Net premium income is shown net of reinsurance premiums paid and reinsurance premiums incurred but not paid in the financial statements.

Comprehensive commercial health plans with MLRs on fully insured products, as calculated under the definitions in the ACA and implementing regulations, that fall below certain targets are required to rebate ratable portions of premiums annually. The Company classifies changes to the estimated rebates and retrospective premium adjustments as change in reserve for rate credits in the financial statements (see Note 24). In addition, pursuant to Section 1343 of the ACA, the Company records premium adjustments for changes to the commercial risk adjustment balances which are reflected in net premium income in the financial statements (see Note 24).

Medicare Plans with MLRs on fully insured products, as calculated under the definitions in the ACA and implementing regulations, that fall below certain targets are required to rebate ratable portions of premiums annually. In addition, the Company records premium adjustments for changes to the CMS Medicare Plans risk corridor program. Changes to these estimates are reflected in change in reserve for rate credits in the financial statements (see Note 24). Net premium income also includes premium under the Medicare Plans which includes CMS premiums, including amounts pursuant to the CMS risk adjustment program (see Note 24) and the CMS low-income premium subsidy for the Company's insurance risk coverage.

The Medicaid plan is subject to experience rated rebates, including MLRs and risk corridor programs, risk adjustment program, and performance guarantees based on various utilization measures. The Company records premium adjustments for the changes to the estimates for experience rated rebates and risk corridor programs which are reflected in change in reserve for rate credits and for the risk adjustment program and performance guarantees which are reflected in net premium income in the financial statements (see Note 24).

Net premium income includes amounts paid by TennCare on a per member basis in exchange for the provision and administration of medical benefits under the Medicaid and CoverKids programs. Premiums are contractual and are recognized in the coverage period in which members are entitled to receive services.

The Company records withhold receivables and risk adjustment receivables and payables related to the TennCare program. The changes to the risk adjustment receivables and payables are driven by the estimated impact to the capitation rates initially received as a result of TennCare recalibrating the rates annually for participating MCOs in the Medicaid program. Changes to the estimated amounts recorded as a result of further refined information are reflected as net premium income in the period in which the change becomes known in the statutory basis statements of operations.

- **Total Hospital and Medical Expenses** — Total hospital and medical expenses include claims paid, claims processed but not yet paid, estimates for claims received but not yet processed, estimates for the costs of health care services enrollees have received but for which claims have not yet been submitted, and payments and liabilities for physician, hospital, and other medical costs disputes.

Total hospital and medical expenses also include amounts incurred for incentive pool, withhold adjustments, and bonus amounts that are based on the underlying contractual provisions with the respective provider. In addition, adjustments to claims unpaid estimates and aggregate health claim reserves are reflected in the period once the change in estimate is identified and included in total hospital and medical expenses in the financial statements.

- **General Administrative Expenses** — General expenses that have been paid as of the reporting date in addition to general expenses that have been incurred but are not due until a subsequent period are reported as general administrative expenses. Pursuant to the terms of the Agreement (see Note 10), the Company pays a management fee to UHS in exchange for administrative and management services. Costs for items not included within the scope of the Agreement are directly expensed as incurred. Premium taxes and state income taxes are also a component of GAE. A detailed review of the administrative expenses of the Company and UHS is performed to determine the allocation between CAE and GAE to be reported in the financial statements.

Administrative fee revenues consist primarily of fees derived from the TennCare Employment and Community First ("ECF") program, which is one of the TennCare pass-through programs. TennCare reimburses the Company on a per member per month ("PMPM") basis for actual and reasonable administration costs to support the ECF program. As the Company has neither the obligation for funding the ECF claims, nor the primary responsibility for providing the medical care, the Company does not recognize net premium income and hospital/medical expenses for this contract. Administrative fee revenue and related expenses are netted against GAE in the financial statements (see Note 18).

OTHER

- **Vulnerability Due to Certain Concentrations** — The Company is subject to substantial federal and state government regulation, including licensing and other requirements relating to the offering of the Company's existing products in new markets and offerings of new products, both of which may restrict the Company's ability to expand its business.

The Company has no commercial customers that individually exceed 10% of direct premiums written and uncollected premiums, including receivables for contracts subject to redetermination, for the years ended December 31, 2022 and 2021.

Direct premiums written and uncollected premiums, including receivables for contracts subject to redetermination, from CMS related to the Medicare Plans as a percentage of total direct premiums written and total uncollected premiums, including receivables for contracts subject to redetermination, are 39% and 77% as of December 31, 2022 and 37% and 74% as of December 31, 2021, respectively.

Direct premiums written and uncollected premiums, including receivables for contracts subject to redetermination, from the State of Tennessee, TennCare program as a percentage of total direct premiums written and total uncollected premiums, including receivables for contracts subject to redetermination, are 58% and 15% as of December 31, 2022 and 60% and 25% as of December 31, 2021, respectively.

Recently Issued Accounting Standards — The Company reviewed all recently issued guidance in 2022 and 2021 that has been adopted for 2022 or subsequent years' implementation and has determined that none of the items would have a significant impact to the financial statements.

D. Going Concern

The Company has the ability and will continue to operate for a period of time sufficient to carry out its commitments, obligations and business objectives.

2. ACCOUNTING CHANGES AND CORRECTIONS OF ERRORS

No changes in accounting principles or corrections of errors have been recorded during the years ended December 31, 2022 and 2021.

3. BUSINESS COMBINATIONS AND GOODWILL

A–E. The Company was not party to a business combination during the years ended December 31, 2022 and 2021, and does not carry goodwill in its financial statements.

4. DISCONTINUED OPERATIONS

A. Discontinued Operation Disposed of or Classified as Held for Sale

(1–4) The Company did not have any discontinued operations disposed of or classified as held for sale during 2022 and 2021.

B. Change in Plan of Sale of Discontinued Operation — Not applicable.

C. Nature of any Significant Continuing Involvement with Discontinued Operations after Disposal — Not applicable.

D. Equity Interest Retained in the Discontinued Operation after Disposal — Not applicable.

5. INVESTMENTS

For purposes of calculating gross realized gains and losses on sales of investments, the amortized cost of each investment sold is used. The gross realized gains and losses on sales of long-term investments were \$0 and \$3,027,155, respectively, for 2022 and \$1,730,426 and \$0, respectively, for 2021. There were no gross realized gains and losses on sales of short-term investments in 2022 or 2021. The net realized (loss) gain is included in net realized capital gains (losses) less taxes in the financial statements. Total proceeds on the sale of long-term investments were \$108,817,837 and \$37,808,168 in 2022 and 2021, respectively. There were no proceeds on the sale of short-term investments in 2022 or 2021.

As of December 31, 2022 and 2021, the book/adjusted carrying value, fair value, and gross unrecognized unrealized gains and losses of the Company's investments, excluding cash and cash equivalents of \$100,864,574 and \$248,123,106 respectively, are disclosed in the table below:

	2022				
	Book/Adjusted Carrying Value	Gross Unrecognized Unrealized Gains	Gross Unrecognized Unrealized Losses < 1 Year	Gross Unrecognized Unrealized Losses > 1 Year	Fair Value
U.S. government and agency securities	\$ 291,530,136	\$ 364,131	\$ 6,178,261	\$ 13,314,485	\$ 272,401,521
State and agency municipal securities	94,410,866	251,299	1,845,940	2,603,143	90,213,082
City and county municipal securities	101,201,899	230,656	3,908,447	988,309	96,535,799
Corporate debt securities	412,802,599	238,444	11,209,854	13,995,867	387,835,322
Other invested assets	3,996,186	-	-	-	3,996,186
Total bonds, short-term investments, and other invested assets	<u>\$ 903,941,686</u>	<u>\$ 1,084,530</u>	<u>\$ 23,142,502</u>	<u>\$ 30,901,804</u>	<u>\$ 850,981,910</u>

	2022				
	Book/Adjusted Carrying Value	Gross Unrecognized Unrealized Gains	Gross Unrecognized Unrealized Losses < 1 Year	Gross Unrecognized Unrealized Losses > 1 Year	Fair Value
Less than one year	\$ 244,462,942	\$ 13,958	\$ 1,247,494	\$ 1,211,719	\$ 242,017,687
One to five years	208,370,487	51,548	4,312,348	5,902,773	198,206,914
Five to ten years	231,299,448	626,458	11,279,170	13,088,744	207,557,992
Over ten years	219,808,809	392,566	6,303,490	10,698,568	203,199,317
Total bonds, short-term investments, and other invested assets	<u>\$ 903,941,686</u>	<u>\$ 1,084,530</u>	<u>\$ 23,142,502</u>	<u>\$ 30,901,804</u>	<u>\$ 850,981,910</u>

	2021				
	Book/Adjusted Carrying Value	Gross Unrecognized Unrealized Gains	Gross Unrecognized Unrealized Losses < 1 Year	Gross Unrecognized Unrealized Losses > 1 Year	Fair Value
U.S. government and agency securities	\$ 204,907,717	\$ 1,855,430	\$ 1,457,209	\$ 96,944	\$ 205,208,994
State and agency municipal securities	92,794,483	2,669,965	231,568	-	95,232,880
City and county municipal securities	86,244,448	3,156,467	46,581	90,572	89,263,762
Corporate debt securities	358,276,284	7,934,760	2,579,889	192,121	363,439,034
Other invested assets	5,917,181	-	-	-	5,917,181
Total bonds, short-term investments, and other invested assets	<u>\$ 748,140,113</u>	<u>\$ 15,616,622</u>	<u>\$ 4,315,247</u>	<u>\$ 379,637</u>	<u>\$ 759,061,851</u>

Included in U.S. government and agency securities and corporate debt securities in the tables above are mortgage-related loan-backed securities, which do not have a single maturity date. For the years to maturity table above, these securities have been presented in the maturity group based on the securities' final maturity date and at a book/adjusted carrying value of \$177,264,256 and fair value of \$162,837,454.

ANNUAL STATEMENT FOR THE YEAR 2022 OF THE UnitedHealthcare Plan of the River Valley, Inc.

The following table illustrates the fair value and gross unrecognized unrealized losses, aggregated by investment category and length of time that the individual securities have been in a continuous unrecognized unrealized loss position as of December 31, 2022 and 2021:

	2022					
	< 1 Year		> 1 Year		Total	
	Fair Value	Gross Unrealized Losses	Fair Value	Gross Unrealized Losses	Fair Value	Gross Unrealized Losses
U.S. government and agency securities	\$ 147,676,696	\$ 6,178,261	\$ 84,666,504	\$ 13,314,485	\$ 232,343,200	\$ 19,492,746
State and agency municipal securities	52,719,488	1,845,940	27,628,656	2,603,143	80,348,144	4,449,083
City and county municipal securities	76,234,647	3,908,447	9,343,889	988,309	85,578,536	4,896,756
Corporate debt securities	253,082,402	11,209,854	94,378,862	13,995,867	347,461,264	25,205,721
Total bonds and short-term investments	<u>\$ 529,713,233</u>	<u>\$ 23,142,502</u>	<u>\$ 216,017,911</u>	<u>\$ 30,901,804</u>	<u>\$ 745,731,144</u>	<u>\$ 54,044,306</u>

	2021					
	< 1 Year		> 1 Year		Total	
	Fair Value	Gross Unrealized Losses	Fair Value	Gross Unrealized Losses	Fair Value	Gross Unrealized Losses
U.S. government and agency securities	\$ 129,782,615	\$ 1,457,209	\$ 2,983,035	\$ 96,944	\$ 132,765,650	\$ 1,554,153
State and agency municipal securities	32,477,233	231,568	-	-	32,477,233	231,568
City and county municipal securities	7,244,200	46,581	3,271,735	90,572	10,515,935	137,153
Corporate debt securities	175,044,637	2,579,889	3,633,719	192,121	178,678,356	2,772,010
Total bonds and short-term investments	<u>\$ 344,548,685</u>	<u>\$ 4,315,247</u>	<u>\$ 9,888,489</u>	<u>\$ 379,637</u>	<u>\$ 354,437,174</u>	<u>\$ 4,694,884</u>

The unrecognized unrealized losses on investments in U.S. government and agency securities, state and agency municipal securities, city and county municipal securities, and corporate debt securities at December 31, 2022 and 2021, were mainly caused by interest rate fluctuations and not by unfavorable changes in the credit ratings associated with these securities. The Company evaluates impairment at each reporting period for each of the securities whereby the fair value of the investment is less than its book/adjusted carrying value. The contractual cash flows of the U.S. government and agency securities are guaranteed either by the U.S. government or an agency of the U.S. government. It is expected that the securities would not be settled at a price less than the cost of the investment, and the Company does not intend to sell the investment until the unrealized loss is fully recovered. The Company assessed the credit quality of the state and agency municipal securities, city and county municipal securities and corporate debt securities, noting whether a significant deterioration since purchase or other factors that may indicate an other-than temporary impairment ("OTTI"), such as the length of time and extent to which fair value has been less than cost, the financial condition, and near term prospects of the issuer as well as specific events or circumstances that may influence the operations of the issuer and the Company's intent to sell the investment. Additionally, the Company evaluated its intent and ability to retain loan-backed securities for a period of time sufficient to recover the amortized cost. As a result of these reviews, no OTTIs were recorded by the Company as of December 31, 2022 and 2021.

A-C. The Company has no mortgage loans, real estate loans, restructured debt, or reverse mortgages. The Company also has no real estate property occupied by the Company, real estate property held for the production of income, or real estate property held for sale.

D. Loan-Backed Securities

- (1) U.S. government and agency securities and corporate debt securities include loan-backed securities (mortgage-backed securities and asset-backed securities), which are valued using the retrospective adjustment methodology. Prepayment assumptions for the determination of the book/adjusted carrying value, commonly referred to as amortized cost, of loan-backed securities are based on a three-month constant prepayment rate history obtained from external data source vendors.
- (2) The Company did not recognize any OTTIs on loan-backed securities as of December 31, 2022.
- (3) The Company did not have any loan-backed securities with OTTIs to report by CUSIP as of December 31, 2022 or 2021.

- (4) The following table illustrates the fair value, gross unrecognized unrealized losses, and length of time that the loan-backed securities have been in a continuous unrecognized unrealized loss position as of December 31, 2022 and 2021:

	2022
The aggregate amount of unrealized losses:	
1. Less than 12 months	\$ 4,008,701
2. 12 months or longer	10,840,239
The aggregate related fair value of securities with unrealized losses:	
1. Less than 12 months	75,761,819
2. 12 months or longer	54,388,221
	2021
The aggregate amount of unrealized losses:	
1. Less than 12 months	\$ 1,763,973
2. 12 months or longer	96,944
The aggregate related fair value of securities with unrealized losses:	
1. Less than 12 months	98,589,380
2. 12 months or longer	2,983,034

- (5) The Company believes that it will continue to collect timely the principal and interest due on its loan-backed securities that have an amortized cost in excess of fair value. The unrealized losses were primarily caused by interest rate changes and not by unfavorable changes in the credit quality associated with these securities that impacted the assessment on collectability of principal and interest. At each reporting period, the Company evaluates available-for-sale debt securities for any credit-related impairment when the fair value of the investment is less than its amortized cost. The Company evaluated the expected cash flows and the underlying credit quality and credit ratings of the issuers, noting no significant credit deterioration since purchase. As of December 31, 2022, the unrealized loss on any security that the Company classified as available for sale was not material to the Company's investment portfolio. Any other securities in an unrealized loss position as of December 31, 2022, the Company considers to be temporary.

- E. Dollar Repurchase Agreements and/or Securities Lending Transactions** — Not applicable.
- F. Repurchase Agreements Transactions Accounted for as Secured Borrowing** — Not applicable.
- G. Reverse Repurchase Agreements Transactions Accounted for as Secured Borrowing** — Not applicable.
- H. Repurchase Agreements Transactions Accounted for as a Sale** — Not applicable.
- I. Reverse Repurchase Agreements Transactions Accounted for as a Sale** — Not applicable.
- J. Real Estate** — Not applicable.
- K. Low-Income Housing Tax Credits ("LIHTC")**

- (1-7) LIHTC investments of \$3,996,186 and \$5,917,181 as of December 31, 2022 and 2021, respectively, are included in other invested assets in the financial statements. The Company has no corresponding liability as of December 31, 2022 and 2021 for future capital contributions. The number of remaining years of unexpired tax credits is 2 years and the required holding period for the LIHTC investments is 7 years. The LIHTC investments are not currently subject to any regulatory reviews. The Company did not recognize any impairment losses, write-downs, or reclassifications during 2022 or 2021.

L. Restricted Assets

(1) Restricted assets, including pledged securities as of December 31, 2022 and 2021, are presented below:

Restricted Asset Category	1 Total Gross (Admitted & Nonadmitted) Restricted From Current Year	2 Total Gross (Admitted & Nonadmitted) Restricted From Prior Year	3 Increase/ (Decrease) (1 Minus 2)	4 Total Current Year Nonadmitted Restricted	5 Total Current Year Admitted Restricted (1 minus 4)	6 Gross (Admitted & Nonadmitted) Restricted to Total Assets (a)	7 Admitted Restricted to Total Admitted Assets (b)
a. Subject to contractual obligation for which liability is not shown	\$ -	\$ -	\$ -	\$ -	\$ -	0 %	0 %
b. Collateral held under security lending agreements	-	-	-	-	-	0 %	0 %
c. Subject to repurchase agreements	-	-	-	-	-	0 %	0 %
d. Subject to reverse repurchase agreements	-	-	-	-	-	0 %	0 %
e. Subject to dollar repurchase agreements	-	-	-	-	-	0 %	0 %
f. Subject to dollar reverse repurchase agreements	-	-	-	-	-	0 %	0 %
g. Placed under option contracts	-	-	-	-	-	0 %	0 %
h. Letter stock or securities restricted as to sale—excluding FHLB capital stock	-	-	-	-	-	0 %	0 %
i. FHLB capital stock	-	-	-	-	-	0 %	0 %
j. On deposit with states	26,474,749	27,088,267	(613,518)	-	26,474,749	2 %	2 %
k. On deposit with other regulatory bodies	-	-	-	-	-	0 %	0 %
l. Pledged as collateral to FHLB (including assets backing funding agreements)	-	-	-	-	-	0 %	0 %
m. Pledged as collateral not captured in other categories	-	760,481	(760,481)	-	-	0 %	0 %
n. Other restricted assets	-	-	-	-	-	0 %	0 %
o. Total restricted assets	\$ 26,474,749	\$ 27,848,748	\$ (1,373,999)	\$ -	\$ 26,474,749	2 %	2 %

(a) Column 1 divided by Asset Page, Column 1, Line 28
(b) Column 5 divided by Asset Page, Column 3, Line 28

(2) Prior to August 23, 2022, the Company held a demand deposit as collateral for the State of Tennessee, TennCare Medicaid initiative called “QuILTSS”, or Quality Improvement in Long Term Services and Support. This demand deposit was held at Optum Bank, Inc. and restricted as to its use. This deposit was included in cash in the financial statements and stated at book/adjusted carrying value, which approximates fair value. Interest earned on this deposit accrued to the Company. The details of assets pledged as collateral not captured in other categories as of December 31, 2022 and 2021 is presented below:

Description of Assets	1 Total Gross (Admitted & Nonadmitted) Restricted from Current Year	2 Total Gross (Admitted & Nonadmitted) Restricted From Prior Year	3 Increase/ (Decrease) (1 Minus 2)	4 Total Current Year Admitted Restricted	5 Gross (Admitted & Nonadmitted) Restricted to Total Asset	6 Admitted Restricted to Total Admitted Assets
Optum Bank, Inc. Demand Deposit Account	\$ -	\$ 760,481	\$ (760,481)	\$ -	0 %	0 %
Total (a)	\$ -	\$ 760,481	\$ (760,481)	\$ -	0 %	0 %

(a) Total Line for Columns 1 through 3 should equal 5L(1)m Columns 1 through 3 respectively and Total Line for Column 4 should equal 5L(1)m Column 5

(3–4) The Company had no collateral received and reflected as assets as of December 31, 2022 or 2021.

M. Working Capital Finance Investments — Not applicable.

N. Offsetting and Netting of Assets and Liabilities

The Company does not have any offsetting or netting of assets and liabilities as it relates to derivatives, repurchase and reverse repurchase agreements, and securities borrowing and securities lending activities.

O. 5GI Securities

The Company does not have any investments with an NAIC designation of 5GI as of December 31, 2022 and 2021.

P. Short Sales — Not applicable.

Q. Prepayment Penalty and Acceleration Fees

The following table illustrates prepayment penalty and acceleration fees as of December 31, 2022:

	<u>General Account</u>
1. Number of CUSIPs	7
2. Aggregate Amount of Investment Income	\$ 218,106

R. Reporting Entity's Share of Cash Pool by Asset Type

The Company's investment in the qualified cash pool is reported in cash equivalents. The Company's investment in the qualified cash pool is \$2,738,176 and \$2,691,498 as of December 31, 2022 and December 31, 2021, respectively.

The following table presents the percent share distribution by underlying asset type of the total qualified cash pool balance as of December 31, 2022:

<u>Asset Type</u>	<u>Percent Share</u>
(1) Cash	0%
(2) Cash Equivalents	63%
(3) Short-Term Investments	37%
(4) Total	<u>100%</u>

6. JOINT VENTURES, PARTNERSHIPS, AND LIMITED LIABILITY COMPANIES

A–B. The Company has no investments in joint ventures, partnerships, or limited liability companies that exceed 10% of admitted assets and did not recognize any impairment write-down for its investments in joint ventures, partnerships, and limited liability companies during the statement periods.

7. INVESTMENT INCOME

A. The Company excludes all investment income due and accrued amounts that are over 90 days past due from the financial statements.

B. There were no investment income amounts excluded from the financial statements.

8. DERIVATIVE INSTRUMENTS

A–B. The Company has no derivative instruments.

9. INCOME TAXES

The Company is included in the consolidated federal income tax return with its ultimate parent, UnitedHealth Group. The Company does not expect to be liable for the Corporate Alternative Minimum Tax in 2023.

A. Deferred Tax Asset/Liability

(1) The components of the net deferred tax asset at December 31, 2022 and 2021 are as follows:

	<u>2022</u>			<u>2021</u>			<u>Change</u>		
	1 Ordinary	2 Capital	3 (Col 1+2) Total	4 Ordinary	5 Capital	6 (Col 4+5) Total	7 (Col 1 - 4) Ordinary	8 (Col 2 - 5) Capital	9 (Col 7+8) Total
(a) Gross deferred tax assets	\$10,262,422	\$ -	\$ 10,262,422	\$5,863,694	\$ -	\$ 5,863,694	\$4,398,728	\$ -	\$ 4,398,728
(b) Statutory valuation allowance adjustments	-	-	-	-	-	-	-	-	-
(c) Adjusted gross deferred tax assets (1a - 1b)	10,262,422	-	10,262,422	5,863,694	-	5,863,694	4,398,728	-	4,398,728
(d) Deferred tax assets nonadmitted	406,133	-	406,133	361,903	-	361,903	44,230	-	44,230
(e) Subtotal net admitted deferred tax asset (1c - 1d)	9,856,289	-	9,856,289	5,501,791	-	5,501,791	4,354,498	-	4,354,498
(f) Deferred tax liabilities	281,136	-	281,136	374,847	-	374,847	(93,711)	-	(93,711)
(g) Net admitted deferred tax asset/(net deferred tax liability) (1e - 1f)	<u>\$ 9,575,153</u>	<u>\$ -</u>	<u>\$ 9,575,153</u>	<u>\$5,126,944</u>	<u>\$ -</u>	<u>\$ 5,126,944</u>	<u>\$4,448,209</u>	<u>\$ -</u>	<u>\$ 4,448,209</u>

- (2) The components of the adjusted gross deferred tax assets admissibility calculation under Statement of Statutory Accounting Principles ("SSAP") No. 101, *Income Taxes*, are as follows:

Admission Calculation Components SSAP No. 101	2022			2021			Change		
	1 Ordinary	2 Capital	3 (Col 1 + 2) Total	4 Ordinary	5 Capital	6 (Col 4 + 5) Total	7 (Col 1 - 4) Ordinary	8 (Col 2 - 5) Capital	9 (Col 7 + 8) Total
(a) Federal income taxes paid in prior years recoverable through loss carrybacks	\$9,422,177	\$ -	\$ 9,422,177	\$ 4,640,450	\$ -	\$ 4,640,450	\$ 4,781,727	\$ -	\$ 4,781,727
(b) Adjusted gross deferred tax assets expected to be realized (excluding the amount of deferred tax assets from 2(a) above) after application of the threshold limitation. (The lesser of 2(b)1 and 2(b)2 below)	152,976	-	152,976	486,493	-	486,493	(333,517)	-	(333,517)
1. Adjusted gross deferred tax assets expected to be realized following the balance sheet date	152,976	-	152,976	486,493	-	486,493	(333,517)	-	(333,517)
2. Adjusted gross deferred tax assets allowed per limitation threshold	XXX	XXX	52,291,421	XXX	XXX	62,623,365	XXX	XXX	(10,331,944)
(c) Adjusted gross deferred tax assets (excluding the amount of deferred tax assets from 2(a) and 2(b) above) offset by gross deferred tax liabilities	281,136	-	281,136	374,848	-	374,848	(93,712)	-	(93,712)
(d) Deferred tax assets admitted as the result of application of SSAP No. 101									
Total (2(a) + 2(b) + 2(c))	\$9,856,289	\$ -	\$ 9,856,289	\$ 5,501,791	\$ -	\$ 5,501,791	\$ 4,354,498	\$ -	\$ 4,354,498

- (3) The ratio percentage and adjusted capital and surplus used to determine the recovery period and threshold limitations for the admissibility calculation are presented below:

	2022	2021
(a) Ratio percentage used to determine recovery period and threshold limitation amount	>300%	>300%
(b) Amount of adjusted capital and surplus used to determine recovery period and threshold limitation in 2(b)(2) above	\$ 348,609,470	\$ 417,489,103

- (4) The impact to the gross deferred tax assets balances as a result of tax-planning strategies as of December 31, 2022 and 2021 is presented below:

Impact of Tax-Planning Strategies	2022		2021		Change	
	1 Ordinary	2 Capital	3 Ordinary	4 Capital	5 (Col 1 - 3) Ordinary	6 (Col 2 - 4) Capital
(a) Determination of adjusted gross deferred tax assets and net admitted deferred tax assets by tax character as a percentage.						
1. Adjusted gross DTAs amount from Note 9A1(c)	\$10,262,422	\$ -	\$ 5,863,694	\$ -	\$ 4,398,728	\$ -
2. Percentage of adjusted gross DTAs by tax character attributable to the impact of tax-planning strategies	- %	- %	- %	- %	- %	- %
3. Net admitted adjusted gross DTAs amount from Note 9A1(e)	\$ 9,856,289	\$ -	\$ 5,501,791	\$ -	\$ 4,354,498	\$ -
4. Percentage of net admitted adjusted gross DTAs by tax character admitted because of the impact of tax-planning strategies	- %	- %	- %	- %	- %	- %
(b) Does the Company's tax-planning strategies include the use of reinsurance?			Yes		No	X

B. Unrecognized Deferred Tax Liabilities

- (1-4) There are no unrecognized deferred tax liabilities for the years ended December 31, 2022 and 2021.

C. Significant Components of Income Taxes

(1) The current federal and foreign income taxes incurred for the years ended December 31, 2022 and 2021 are as follows:

	1	2	3
	2022	2021	(Col 1 - 2) Change
1. Current income tax			
(a) Federal	\$ 37,859,153	\$ 39,393,980	\$ (1,534,827)
(b) Foreign	-	-	-
(c) Subtotal (1a+1b)	37,859,153	39,393,980	(1,534,827)
(d) Federal income tax on net capital (losses) gains	(668,195)	367,764	(1,035,959)
(e) Utilization of capital loss carryforwards	-	-	-
(f) Other	-	-	-
(g) Federal and foreign income taxes incurred	<u>\$ 37,190,958</u>	<u>\$ 39,761,744</u>	<u>\$ (2,570,786)</u>

(2-4) The tax effects of temporary differences that give rise to significant portions of the deferred tax assets and liabilities as of December 31, 2022 and 2021, are as follows:

	1	2	3
	2022	2021	(Col 1 - 2) Change
2 Deferred tax assets:			
(a) Ordinary:			
(1) Discounting of unpaid losses	\$ 951,867	\$ 928,789	\$ 23,078
(2) Unearned premium reserve	3,442,355	98,597	3,343,758
(3) Policyholder reserves	-	-	-
(4) Investments	-	-	-
(5) Deferred acquisition costs	-	-	-
(6) Policyholder dividends accrual	-	-	-
(7) Fixed assets	-	-	-
(8) Compensation and benefits accrual	-	-	-
(9) Pension accrual	-	-	-
(10) Receivables — nonadmitted	4,399,787	3,610,016	789,771
(11) Net operating loss carryforward	-	-	-
(12) Tax credit carryforward	-	-	-
(13) Other	1,468,413	1,226,292	242,121
(99) Subtotal (sum of 2a1 through 2a13)	10,262,422	5,863,694	4,398,728
(b) Statutory valuation allowance adjustment	-	-	-
(c) Nonadmitted	406,133	361,903	44,230
(d) Admitted ordinary deferred tax assets (2a99 - 2b - 2c)	<u>9,856,289</u>	<u>5,501,791</u>	<u>4,354,498</u>
(e) Capital:			
(1) Investments	-	-	-
(2) Net capital loss carryforward	-	-	-
(3) Real estate	-	-	-
(4) Other	-	-	-
(99) Subtotal (2e1+2e2+2e3+2e4)	-	-	-
(f) Statutory valuation allowance adjustment	-	-	-
(g) Nonadmitted	-	-	-
(h) Admitted capital deferred tax assets (2e99 - 2f - 2g)	-	-	-
(i) Admitted deferred tax assets (2d + 2h)	<u>9,856,289</u>	<u>5,501,791</u>	<u>4,354,498</u>
3 Deferred tax liabilities:			
(a) Ordinary:			
(1) Investments	-	-	-
(2) Fixed assets	-	-	-
(3) Deferred and uncollected premium	-	-	-
(4) Policyholder reserves	-	-	-
(5) Other	281,136	374,847	(93,711)
(99) Subtotal (3a1+3a2+3a3+3a4+3a5)	<u>281,136</u>	<u>374,847</u>	<u>(93,711)</u>
(b) Capital:			
(1) Investments	-	-	-
(2) Real estate	-	-	-
(3) Other	-	-	-
(99) Subtotal (3b1+3b2+3b3)	-	-	-
(c) Deferred tax liabilities (3a99 + 3b99)	<u>281,136</u>	<u>374,847</u>	<u>(93,711)</u>
4 Net deferred tax assets/liabilities (2i - 3c)	<u>\$ 9,575,153</u>	<u>\$ 5,126,944</u>	<u>\$ 4,448,209</u>

The Company assessed the potential realization of the gross deferred tax asset and as a result no statutory valuation allowance was required and no allowance was established as of December 31, 2022 and 2021.

- D. The provision for federal income taxes incurred is different from that which would be obtained by applying the statutory federal income tax rate of 21% to net income before federal income taxes incurred, less capital gains tax (benefit). A summarization of the significant items causing this difference as of December 31, 2022 and 2021 is as follows:

	2022		2021	
	Amount	Effective Tax Rate	Amount	Effective Tax Rate
Tax provision at the federal statutory rate	\$ 35,889,253	21%	\$ 50,473,069	21%
Tax-exempt interest	(524,917)	-	(457,931)	-
Current year tax credit	(1,911,945)	(1)	(1,911,945)	(1)
Tax effect of nonadmitted assets	(753,872)	(1)	779,574	-
Total statutory income taxes	<u>\$ 32,698,519</u>	<u>19%</u>	<u>\$ 48,882,767</u>	<u>20%</u>
Federal income taxes incurred	\$ 37,859,153	22%	\$ 39,393,980	16%
Capital gains tax	(668,195)	-	367,764	-
Change in net deferred income tax	(4,492,439)	(3)	9,121,023	4
Total statutory income taxes	<u>\$ 32,698,519</u>	<u>19%</u>	<u>\$ 48,882,767</u>	<u>20%</u>

- E. At December 31, 2022, the Company had no net operating loss carryforwards.

Current federal income taxes recoverable of \$20,710,043 and \$13,594,257 as of December 31, 2022 and 2021, respectively, are included in the financial statements. Federal income taxes paid, net of refunds were \$44,306,744 and \$45,913,832 in 2022 and 2021, respectively.

Federal income taxes incurred of \$37,190,958 and \$39,761,744 for 2022 and 2021, respectively, are available for recoupment in the event of future net losses.

The Company has not admitted any aggregate amounts of deposits that are included within Section 6603 ("Deposits made to suspend running of interest on potential underpayments, etc.") of the Internal Revenue Service ("IRS") Code.

- F. The Company is included in the consolidated federal income tax return with its ultimate parent, UnitedHealth Group. The entities included within the consolidated return are included in the NAIC Statutory Statement Schedule Y - Information Concerning Activities of Insurer Members Of A Holding Company Group. Federal income taxes are paid to or refunded by UnitedHealth Group pursuant to the terms of a tax-sharing agreement, approved by the Board of Directors, under which taxes approximate the amount that would have been computed on a separate company basis, with the exception of net operating losses and capital losses. For these losses the Company receives a benefit at the federal rate in the current year for current taxable losses incurred in that year to the extent losses can be utilized in the consolidated federal return of UnitedHealth Group. UnitedHealth Group currently files income tax returns in the U.S. federal jurisdiction, various states, and foreign jurisdictions. The U.S. IRS has completed exams on UnitedHealth Group's consolidated income tax returns for fiscal years 2016 and prior. UnitedHealth Group's 2017 through 2020 tax returns are under review by the IRS under its Compliance Assurance Program. With the exception of a few states, UnitedHealth Group is no longer subject to income tax examinations prior to the 2014 tax year. In general, the Company is subject to examination in non-U.S. jurisdictions for years 2015 and forward. The Company does not believe any adjustments that may result from these examinations will be material to the Company.
- G. **Tax Contingencies** — Not applicable.
- H. **Repatriation Transition Tax** — Not applicable.
- I. **Alternative Minimum Tax Credit** — Not applicable.

10. INFORMATION CONCERNING PARENT, SUBSIDIARIES, AND AFFILIATES

- A–B. In the ordinary course of business, the Company contracts with several affiliates to provide a wide variety of services to the Company's members. These agreements are filed with and approved by the Department according to Management's understanding of the current requirements and standards. Within the confines of the applicable filed and approved agreements (including subsequent amendments thereto), the amount and types of services provided by these affiliated entities can change year over year.

UHS maintains a private short-term investment pool in which affiliated companies may participate (see Note 1). At December 31, 2022 and 2021, the Company's portion was \$2,738,176 and \$2,691,498, respectively and is included in cash equivalents in the financial statements.

The Company has a tax-sharing agreement with UnitedHealth Group (see Note 9).

The Company paid dividends of \$199,000,000 and \$420,000,000 in 2022 and 2021, respectively, to its parent (see Note 13).

The Company holds a \$200,000,000 subordinated revolving credit agreement with UnitedHealth Group at an interest rate of London InterBank Offered Rate ("LIBOR") plus a margin of 0.50%. This credit agreement is subordinate to the extent it does not conflict with any credit facility held by either party. The agreement was terminated effective December 31, 2022. Due to the elimination of LIBOR as an interest rate benchmark in 2023, this agreement will be modified in 2023. No amounts were outstanding and no interest was paid throughout the year under the line of credit as of December 31, 2022 and 2021.

The subordinated debt agreement with UHS has been amended as of December 31, 2022, from an interest rate of LIBOR plus 50 basis points to the Fed Funds Target rate – Upper Bound plus 50 basis points. Under this agreement, UHS can borrow money on a short-term basis from the Company. The aggregate principal amount that may be outstanding at any time is the lesser of 3% of the Company's admitted assets or 25% of the Company's policyholder surplus as of the preceding December 31. The Department did not disapprove the Company's request to admit any outstanding receivable at the end of each reporting period pursuant to this agreement provided it continues to be in compliance with statutory accounting principles and state statutes. No amounts were outstanding under this agreement as of December 31, 2022 and 2021. The total amount of interest earned through the reporting period is \$36,694 and \$12,997 as of December 31, 2022 and 2021, respectively.

The Company has entered into reinsurance agreements with an affiliated entity (see Note 23).

C. Transactions With Related Parties Who Are Not Reported On Schedule Y

The Company has no material related party transactions that meet the disclosure requirements pursuant to SSAP No. 25, *Affiliates and Other Related Parties* ("SSAP No. 25") that are not included in NAIC Statutory Statement Schedule Y—Part 2 Summary Of Insurer's Transactions With Any Affiliates.

D. At December 31, 2022 and 2021, the Company reported \$71,835,773 and \$72,812,695, respectively, as amounts due to parent, subsidiaries, and affiliates, which are included in the financial statements. These balances are generally settled within 90 days from the incurred date. Any balances due to the Company that are not settled within 90 days are considered nonadmitted assets.

E. The administrative services, access fees, and cost of care services provided by affiliates are calculated using one or more of the following methods: (1) a percentage of premiums; (2) use of assets; (3) direct pass-through of charges; (4) PMPM; (5) per employee per month; (6) per claim; or (7) a combination thereof consistent with the provisions contained in each contract. These amounts are included in GAE, CAE, and hospital and medical expenses in the financial statements. The following table identifies the amounts reported for the administrative services, access fees, and cost of care services provided by related parties for the years ended December 31, 2022 and 2021, which meet the disclosure requirements pursuant to SSAP No. 25, regardless of the effective date of the contract:

	2022	2021
UHS	\$ 300,266,476	\$ 265,877,017
OptumRx	78,767,340	77,524,596
naviHealth, Inc.	39,536,408	14,065,692
United Behavioral Health	26,025,022	24,703,442
XLHome, P.C.	17,210,330	6,930,178
Ear Professionals International Corporation	8,353,207	4,186,256
OptumInsight, Inc.	7,824,961	10,745,328

UHS provides, or arranges for the provision of, management, administrative, and other services deemed necessary or appropriate for UHS to provide management and operational support to the Company. The services can include, but are not limited to, the categories of management and operational services outlined in the Agreement, such as human resources, legal, facilities, general administration, treasury and investment functions, claims adjudication and payment, benefit administration, disease management, health care decision support, medical management, credentialing, preventative health services, and utilization management reporting.

OptumRx provides services that may include, but are not limited to, administrative services related to pharmacy management and pharmacy claims processing for enrollees, manufacturer rebate administration, pharmacy incentive services, specialty drug pharmacy services, durable medical equipment services including orthotics and prosthetics and personal health products catalogues showing the healthcare products and benefit credits enrollees needed to redeem the respective products.

naviHealth, Inc. provides comprehensive post-acute services and care delivery.

United Behavioral Health provides services related to mental health and substance abuse treatment.

XLHome, P.C. provides house call services to the Company's members.

Ear Professionals International Corporation provides hearing support services.

OptumInsight, Inc. provides services that may include, but are not limited to, coordination of benefits and data mining, retrospective fraud and waste abuse, subrogation and audit services. All recoveries are returned to the Company by OptumInsight, Inc. on a monthly basis.

The Company has premium payments that are received and claim payments and direct expenses such as broker commissions, Department exam fees, ACA assessments and premium taxes that are processed and paid by an affiliated UnitedHealth Group entity. Premiums, claims, and direct expenses applicable to the Company are settled at regular intervals throughout the month via the intercompany settlement process and any amounts outstanding are reflected in payable amounts due to parent, subsidiaries, and affiliates, in the financial statements.

- F. The Company has not extended any guarantees or undertakings for the benefit of an affiliate or related party.
- G. The Company is part of an insurance holding company system with UnitedHealth Group as the ultimate parent. Management believes that the Company's transactions with affiliates are fair and reasonable; however, operations of the Company may not be indicative of those that would have occurred if it had operated as an independent company.
- H. The Company does not have any amount deducted from the value of an upstream intermediate entity or ultimate parent owned, either directly or indirectly, via a downstream subsidiary, controlled, or affiliated entity.
- I. The Company does not have any investments in a subsidiary, controlled, or affiliated entity that exceeds 10% of admitted assets.
- J. The Company does not have any investments in impaired subsidiaries, controlled, or affiliated entities.
- K. The Company does not have any investments in foreign insurance subsidiaries.
- L. The Company does not hold any investments in a downstream noninsurance holding company.
- M. The Company does not have any investments in noninsurance subsidiaries, controlled, or affiliated entities.
- N. The Company does not have any investments in insurance subsidiaries, controlled, or affiliated entities.
- O. The Company does not have any investments in subsidiary, controlled, or affiliated entities or joint ventures, partnerships and limited liability companies in which the Company's share of losses exceeds the investment.

11. DEBT

- A–B. The Company had no outstanding debt with third-parties or outstanding Federal Home Loan Bank agreements during 2022 and 2021.

12. RETIREMENT PLANS, DEFERRED COMPENSATION, POSTEMPLOYMENT BENEFITS AND COMPENSATED ABSENCES AND OTHER POSTRETIREMENT BENEFIT PLANS

- A–I. The Company has no defined benefit plans, defined contribution plans, multiemployer plans, consolidated/holding company plans, postemployment benefits, or compensated absences plans and is not impacted by the Medicare Modernization Act on postretirement benefits, since all personnel are employees of UHS, which provides services to the Company under the terms of the Agreement (see Note 10).

13. CAPITAL AND SURPLUS, DIVIDEND RESTRICTIONS, AND QUASI-REORGANIZATIONS

- A–B.** The Company has 1,000 shares authorized and 10 shares issued and outstanding of no par value common stock. The Company has no preferred stock outstanding. All issued and outstanding shares of common stock are held by the Company’s parent, UHC.
- C.** Dividend payment requirements are outlined in the domiciliary state statutes and may be further restricted by the Department.
- D.** The Company paid ordinary cash dividends to UHC of \$100,000,000 and \$49,000,000 on December 23, 2022 and September 30, 2022, respectively, which required no approval and were recorded as a reduction to unassigned surplus in the financial statements. The Company paid an extraordinary cash dividend to UHC of \$50,000,000 on March 25, 2022, which was approved by the Department and recorded as a reduction to unassigned surplus in the financial statements. The dividends complied with the provisions set forth in the statutes of Illinois and Tennessee.

The Company paid extraordinary cash dividends to UHC of \$100,000,000 and \$200,000,000 on December 23, 2021 and September 30, 2021, respectively, which were approved by the Department and recorded as a reduction to unassigned surplus in the financial statements. The Company paid an ordinary cash dividend to UHC of \$120,000,000 on June 9, 2021, which required no approval and was recorded as a reduction to unassigned surplus in the financial statements. The dividends complied with the provisions set forth in the statutes of Illinois and Tennessee.
- E.** The amount of ordinary dividends that may be paid out during any given period is subject to certain restrictions as specified by state statute.
- F.** There are no restrictions placed on the Company’s unassigned surplus.
- G.** The Company is not a mutual reciprocal or a similarly organized entity and does not have advances to surplus not repaid.
- H.** The Company does not hold any stock, including stock of affiliated companies for special purposes, such as conversion of preferred stock, employee stock options, or stock purchase warrants.
- I.** The Company does not have any special surplus funds.
- J.** The portion of unassigned surplus, excluding net income and dividends, represented (or reduced) by each item below is as follows:

	2022	2021
Net deferred income taxes	\$ 9,981,286	\$ 5,488,847
Nonadmitted assets	<u>(21,358,113)</u>	<u>(17,724,017)</u>
Total	<u>\$ (11,376,827)</u>	<u>\$ (12,235,170)</u>

- K–M.** The Company does not have any outstanding surplus notes and has never been a party to a quasi-reorganization.

14. LIABILITIES, CONTINGENCIES AND ASSESSMENTS

- A. Contingent Commitments**

The Company has no contingent commitments.
- B. Assessments**

The Company is not aware of any guaranty fund assessments or premium tax offsets, potential or accrued, that could have a material financial effect on the operations of the entity.
- C. Gain Contingencies**

The Company is not aware of any gain contingencies that should be disclosed in the financial statements.
- D. Claims Related Extra Contractual Obligation and Bad Faith Losses Stemming from Lawsuits** — Not applicable.
- E. Joint and Several Liabilities** — Not applicable.

F. All Other Contingencies

The Company's business is regulated at the federal, state, and local levels. The laws and rules governing the Company's business and interpretations of those laws and rules are subject to frequent change. Broad latitude is given to the agencies administering those regulations. Further, the Company must obtain and maintain regulatory approvals to market and sell many of its products.

The Company has been, or is currently involved, in various governmental investigations, audits and reviews. These include routine, regular and special investigations, audits and reviews by CMS, state insurance and health and welfare departments and other governmental authorities. The Company cannot reasonably estimate the range of loss, if any, that may result from any material government investigations, audits and reviews in which it is currently involved given the inherent difficulty in predicting regulatory action, fines and penalties, if any, and the various remedies and levels of judicial review available to the Company in the event of an adverse finding.

On February 14, 2017, the Department of Justice ("DOJ") announced its decision to pursue certain claims within a lawsuit initially asserted against the Company and filed under seal by a whistleblower in 2011. The whistleblower's complaint, which was unsealed on February 15, 2017, alleges that the Company made improper risk adjustment submissions and violated the False Claims Act. On February 12, 2018, the court granted in part and denied in part the Company's motion to dismiss. In May 2018, the DOJ moved to dismiss the Company's counterclaims, which were filed in March 2018, and moved for partial summary judgment. In March 2019, the court denied the government's motion for partial summary judgment and dismissed the Company's counterclaims without prejudice. The Company cannot reasonably estimate the outcome that may result from this matter given its procedural status.

Because of the nature of its businesses, the Company is frequently made party to a variety of legal actions and regulatory inquiries, including class actions and suits brought by members, care providers, consumer advocacy organizations, customers and regulators, relating to the Company's businesses, including management and administration of health benefit plans and other services.

The Company records liabilities for its estimates of probable costs resulting from these matters where appropriate. Estimates of costs resulting from legal and regulatory matters involving the Company are inherently difficult to predict, particularly where the matters involve: indeterminate claims for monetary damages or may involve fines, penalties or punitive damages; present novel legal theories or represent a shift in regulatory policy; involve a large number of claimants or regulatory bodies; are in the early stages of the proceedings; or could result in a change in business practices. Accordingly, the Company is often unable to estimate the losses or ranges of losses for those matters where there is a reasonable possibility, or it is probable that a loss may be incurred. Although the outcomes of any such legal actions cannot be predicted, in the opinion of management, the resolution of any currently pending or threatened actions will not have a material adverse effect on the financial statements of the Company.

The Company routinely evaluates the collectability of all receivable amounts included in the financial statements. Impairment reserves are established for those amounts where collectability is uncertain. Based on the Company's past experience, exposure related to uncollectible balances and the potential of loss for those balances not currently reserved for is not material to the Company's statutory basis financial condition.

There are no assets that the Company considers to be impaired at December 31, 2022 and 2021.

15. LEASES

A–B. According to the Agreement between the Company and UHS (see Note 10), operating leases for the rental of office facilities and equipment are the responsibility of UHS. Fees associated with the lease agreements are included as a component of the Company's management fee.

16. INFORMATION ABOUT FINANCIAL INSTRUMENTS WITH OFF-BALANCE-SHEET RISK AND FINANCIAL INSTRUMENTS WITH CONCENTRATIONS OF CREDIT RISK

(1–4) The Company does not hold any financial instruments with off-balance-sheet risk or have any concentrations of credit risk.

17. SALE, TRANSFER, AND SERVICING OF FINANCIAL ASSETS AND EXTINGUISHMENTS OF LIABILITIES

A–C. The Company did not participate in any transfer of receivables, financial assets or wash sales.

18. GAIN OR LOSS TO THE REPORTING ENTITY FROM UNINSURED PLANS AND THE UNINSURED PORTION OF PARTIALLY INSURED PLANS

A. ASO Plans

The Company has an Administrative Services Only Contract (“ASO”) with TennCare for the ECF product for which TennCare retains all of the health care service risk, while the Company assumes the administrative risk. The Company has recorded receivables for amounts due from TennCare for administrating the ECF benefit of \$663,000 and \$552,350 at December 31, 2022 and December 31, 2021, respectively, which are included in amounts receivable relating to uninsured plans in the financial statements. The Company’s liability for premium taxes payable on the ECF activity of \$480,341 and \$352,682 at December 31, 2022 and December 31, 2021, respectively, is included in general expenses due or accrued in the financial statements.

The net gain from operations of the ASO uninsured plans and the uninsured portion of partially insured plans are as follows:

	2022			2021		
	ASO Uninsured Plans	Uninsured Portion of Partially Insured Plans	Total ASO	ASO Uninsured Plans	Uninsured Portion of Partially Insured Plans	Total ASO
a. Net reimbursement for administrative expenses (including administrative fees) in excess of actual expenses	\$ 1,691,842	\$ -	\$ 1,691,842	\$ 2,517,181	\$ -	\$ 2,517,181
b. Total net other income or expenses (including interest paid to or received from plans)	-	-	-	-	-	-
c. Net gain (loss) from operations	1,691,842	-	1,691,842	2,517,181	-	2,517,181
d. Total claim payment volume	20,261,608	-	20,261,608	17,351,399	-	17,351,399

B. The Company has no operations from Administrative Services Contracts.

C. Medicare or Other Similarly Structured Cost Based Reimbursement Contract

The Medicare Part D program is a partially insured plan. The Company recorded a receivable of \$7,664,243 and \$37,369,458 at December 31, 2022 and December 31, 2021, respectively, for cost reimbursement under the Medicare Part D program for the catastrophic reinsurance and low income member cost sharing subsidies. The Company also recorded a receivable of \$66,353 and \$6,276 at December 31, 2022 and December 31, 2021, respectively, for the Medicare Part D coverage gap discount program. The receivables are recorded in amounts receivable relating to uninsured plans in the financial statements.

The Company participates in administering multiple TennCare pass-through programs, some of which are included in the TennCare capitation rate and some of which are reimbursed outside of the monthly capitation rate. The Company subsequently remits payment at agreed upon intervals based on a detailed listing provided by TennCare. There is no risk to the Company as any excess or shortfall is 100% remitted or received back from the state. In addition, TennCare will also reimburse the Company for specified COVID-19 related medical expenses incurred by TennCare members as well as for the premium taxes paid related to certain pass-through program payments collected. The Company recorded a receivable of \$12,990,610 and \$28,093,872, and a payable of \$125,802,911 and \$50,049,904 as of December 31, 2022 and December 31, 2021, respectively, related to reimbursements due from TennCare and payments due to providers for the pass-through programs, which are included in amounts receivable relating to uninsured plans and liability for amounts held under uninsured plans, respectively, in the financial statements. The Company also recorded a premium tax payable of \$8,378,088 and \$7,382,604 as of December 31, 2022 and December 31, 2021, respectively, related to the pass-through programs, which is included in general expenses due or accrued in the financial statements.

19. DIRECT PREMIUM WRITTEN/PRODUCED BY MANAGING GENERAL AGENTS/THIRD-PARTY ADMINISTRATORS

The Company did not have any direct premiums written or produced by managing general agents or third-party administrators in 2022 and 2021.

20. FAIR VALUE MEASUREMENTS

The NAIC SAP defines fair value, establishes a framework for measuring fair value, and outlines the disclosure requirements related to fair value measurements. The fair value hierarchy is as follows:

Level 1 — Quoted (unadjusted) prices for identical assets in active markets.

Level 2 — Other observable inputs, either directly or indirectly, including:

- Quoted prices for similar assets in active markets;
- Quoted prices for identical or similar assets in nonactive markets (few transactions, limited information, noncurrent prices, high variability over time, etc.);
- Inputs other than quoted prices that are observable for the asset (interest rates, yield curves, volatilities, default rates, etc.);
- Inputs that are derived principally from or corroborated by other observable market data.

Level 3 — Unobservable inputs that cannot be corroborated by observable market data.

The estimated fair values of bonds, cash equivalents, and short-term investments (collectively “investment holdings”) are based on quoted market prices, where available. The Company obtains one price for each security primarily from a third-party pricing service (“pricing service”), which generally uses quoted prices or other observable inputs for the determination of fair value. The pricing service normally derives the security prices through recently reported trades for identical or similar securities, making adjustments through the reporting date based upon available observable market information. For securities not actively traded, the pricing service may use quoted market prices of comparable instruments or discounted cash flow analyses, incorporating inputs that are currently observable in the markets for similar securities. Inputs that are often used in the valuation methodologies include, but are not limited to, non-binding broker quotes, benchmark yields, credit spreads, default rates, and prepayment speeds. As the Company is responsible for the determination of fair value, it performs quarterly analyses on the prices received from the pricing service to determine whether the prices are reasonable estimates of fair value. Specifically, the Company compares the prices received from the pricing service to a secondary pricing source, prices reported by its custodian, its investment consultant, and third-party investment advisors. Additionally, the Company compares changes in the reported market values and returns to relevant market indices to test the reasonableness of the reported prices. The Company’s internal price verification procedures and review of fair value methodology documentation provided by independent pricing services have not historically resulted in an adjustment in the prices obtained from the pricing service.

In instances in which the inputs used to measure fair value fall into different levels of the fair value hierarchy, the fair value measurement has been determined based on the lowest-level input that is significant to the fair value measurement in its entirety. The Company’s assessment of the significance of a particular item to the fair value measurement in its entirety requires judgment, including the consideration of inputs specific to the asset or liability.

A. Fair Value

(1) Fair Value Measurements at Reporting Date

The following tables present information about the Company's financial assets that are measured and reported at fair value at December 31, 2022 and 2021, in the financial statements according to the valuation techniques the Company used to determine their fair values:

Description for Each Class of Asset or Liability	December 31, 2022				Total
	(Level 1)	(Level 2)	(Level 3)	Net Asset Value (NAV)	
a. Assets at fair value:					
Perpetual preferred stock:					
Industrial and misc	\$ -	\$ -	\$ -	\$ -	\$ -
Parent, subsidiaries, and affiliates	-	-	-	-	-
Total perpetual preferred stocks	-	-	-	-	-
Bonds:					
U.S. governments	-	-	-	-	-
Industrial and misc	-	-	-	-	-
Hybrid securities	-	-	-	-	-
Parent, subsidiaries, and affiliates	-	-	-	-	-
Total bonds	-	-	-	-	-
Common stock:					
Industrial and misc	-	-	-	-	-
Parent, subsidiaries, and affiliates	-	-	-	-	-
Total common stocks	-	-	-	-	-
Derivative assets:					
Interest rate contracts	-	-	-	-	-
Foreign exchange contracts	-	-	-	-	-
Credit contracts	-	-	-	-	-
Commodity futures contracts	-	-	-	-	-
Commodity forward contracts	-	-	-	-	-
Total derivatives	-	-	-	-	-
Money-market funds	75,576,324	-	-	-	75,576,324
Qualified cash pool	2,738,176	-	-	-	2,738,176
Separate account assets	-	-	-	-	-
Total assets at fair value/NAV	\$ 78,314,500	\$ -	\$ -	\$ -	\$ 78,314,500
b. Liabilities at fair value:					
Derivative liabilities	\$ -	\$ -	\$ -	\$ -	\$ -
Total liabilities at fair value	\$ -	\$ -	\$ -	\$ -	\$ -

Description for Each Class of Asset or Liability	December 31, 2021				Total
	(Level 1)	(Level 2)	(Level 3)	Net Asset Value (NAV)	
a. Assets at fair value:					
Perpetual preferred stock:					
Industrial and misc	\$ -	\$ -	\$ -	\$ -	\$ -
Parent, subsidiaries, and affiliates	-	-	-	-	-
Total perpetual preferred stocks	-	-	-	-	-
Bonds:					
U.S. governments	-	-	-	-	-
Industrial and misc	-	-	-	-	-
Hybrid securities	-	-	-	-	-
Parent, subsidiaries, and affiliates	-	-	-	-	-
Total bonds	-	-	-	-	-
Common stock:					
Industrial and misc	-	-	-	-	-
Parent, subsidiaries, and affiliates	-	-	-	-	-
Total common stocks	-	-	-	-	-
Derivative assets:					
Interest rate contracts	-	-	-	-	-
Foreign exchange contracts	-	-	-	-	-
Credit contracts	-	-	-	-	-
Commodity futures contracts	-	-	-	-	-
Commodity forward contracts	-	-	-	-	-
Total derivatives	-	-	-	-	-
Money-market funds	244,551,774	-	-	-	244,551,774
Qualified cash pool	2,691,498	-	-	-	2,691,498
Separate account assets	-	-	-	-	-
Total assets at fair value/NAV	\$ 247,243,272	\$ -	\$ -	\$ -	\$ 247,243,272
b. Liabilities at fair value:					
Derivative liabilities	\$ -	\$ -	\$ -	\$ -	\$ -
Total liabilities at fair value	\$ -	\$ -	\$ -	\$ -	\$ -

- (2) The Company considers its investments in LIHTC investments as a Level 3 investment even though no market valuation was required as of December 31, 2022 and 2021. As a result, these investments are excluded from being presented as a Level 3 security in the fair value hierarchy tables above. As there is no readily available market, these securities are recorded at book/adjusted carrying value and considered held to maturity as they will not be sold. As a result, these investments are recorded and reported at book value of \$3,996,186 and \$5,917,181 as of December 31, 2022 and 2021.
- (3) Transfers between fair value hierarchy levels, if any, are recorded as of the beginning of the reporting period in which the transfer occurs. There were no transfers between Levels 1, 2 or 3 of any financial assets or liabilities during the years ended December 31, 2022 or 2021.
- (4) The framework the Company has established for determining the fair value of the investment holdings is outlined above.

LIHTC Investments — The Company does consider its investments in LIHTC investments as a Level 3 investment even though no market valuation adjustment was required as of December 31, 2022 and 2021. As a result, these investments are excluded from being presented as a level 3 security in the financial hierarchy tables. As there is no readily available market, these securities are recorded and reported at book/adjusted carrying value and considered held to maturity as they will not be sold. Should any contractual breakage occur that jeopardizes the ability to receive the tax credits associated with these securities, impairments will be recognized. As of December 31, 2022, all of these investments are performing in accordance with their original contract terms.

- (5) The Company has no derivative assets and liabilities to disclose.

B. Fair Value Combination — Not applicable.

C. Aggregate Fair Value Hierarchy

The aggregate fair value by hierarchy of all financial instruments as of December 31, 2022 and 2021 is presented in the table below:

Type of Financial Instrument	December 31, 2022					Net Asset Value (NAV)	Not Practicable (Carrying Value)
	Aggregate Fair Value	Admitted Assets	(Level 1)	(Level 2)	(Level 3)		
U.S. government and agency securities	\$ 272,401,521	\$ 291,530,136	\$ 156,323,126	\$ 116,078,395	\$ -	\$ -	\$ -
State and agency municipal securities	90,213,082	94,410,866	-	90,213,082	-	-	-
City and county municipal securities	96,535,799	101,201,899	-	96,535,799	-	-	-
Corporate debt securities	387,835,322	412,802,599	-	387,835,322	-	-	-
Cash equivalents	84,654,697	84,654,697	80,659,872	3,994,825	-	-	-
Other invested assets	3,996,186	3,996,186	-	-	3,996,186	-	-
Total bonds, short-term investments, cash equivalents, and other invested assets	<u>\$ 935,636,607</u>	<u>\$ 988,596,383</u>	<u>\$ 236,982,998</u>	<u>\$ 694,657,423</u>	<u>\$ 3,996,186</u>	<u>\$ -</u>	<u>\$ -</u>

Type of Financial Instrument	December 31, 2021					Net Asset Value (NAV)	Not Practicable (Carrying Value)
	Aggregate Fair Value	Admitted Assets	(Level 1)	(Level 2)	(Level 3)		
U.S. government and agency securities	\$ 205,208,994	\$ 204,907,717	\$ 101,931,638	\$ 103,277,356	\$ -	\$ -	\$ -
State and agency municipal securities	95,232,880	92,794,483	-	95,232,880	-	-	-
City and county municipal securities	89,263,762	86,244,448	-	89,263,762	-	-	-
Corporate debt securities	363,439,034	358,276,284	-	363,439,034	-	-	-
Cash equivalents	247,243,272	247,243,272	247,243,272	-	-	-	-
Other invested assets	5,917,181	5,917,181	-	-	5,917,181	-	-
Total bonds, short-term investments, cash equivalents, and other invested assets	<u>\$ 1,006,305,123</u>	<u>\$ 995,383,385</u>	<u>\$ 349,174,910</u>	<u>\$ 651,213,032</u>	<u>\$ 5,917,181</u>	<u>\$ -</u>	<u>\$ -</u>

D. Not Practicable to Estimate Fair Value — Not applicable.

E. Investments Measured Using the NAV Practical Expedient — Not applicable.

21. OTHER ITEMS

A. Unusual or Infrequent Items

The Company did not encounter any unusual or infrequent items for the years ended December 31, 2022 and 2021.

B. Troubled Debt Restructuring: Debtors

The Company has no troubled debt restructurings as of December 31, 2022 and 2021.

C. Other Disclosures

The Company does not have any amounts not recorded in the financial statements that represent segregated funds held for others. The Company also does not have any exposures related to forward commitments that are not derivative instruments.

D. Business Interruption Insurance Recoveries

The Company has not received any business interruption insurance recoveries during 2022 and 2021.

E. State Transferable and Non-transferable Tax Credits

The Company has no transferable or non-transferable state tax credits.

F. Sub-Prime Mortgage-Related Risk Exposure

(1-4) The investment policy for the Company limits investments in loan backed securities, which can include sub prime issuers. Further, the policy limits investments in private issuer mortgage securities to 10% of the portfolio, which also includes sub prime issuers. The Company does not have any sub-prime mortgage-related risk exposure as of December 31, 2022 and 2021.

G. Retained Assets

The Company does not have any retained asset accounts for beneficiaries.

H. Insurance-Linked Securities Contracts

As of December 31, 2022, the Company is not aware of any possible proceeds of insurance-linked securities.

I. The Amount That Could Be Realized on Life Insurance Where the Reporting Entity is Owner and Beneficiary or Has Otherwise Obtained Rights to Control the Policy — Not applicable.

22. EVENTS SUBSEQUENT

Subsequent events have been evaluated through February 28, 2023, which is the date these financial statements were available for issuance.

TYPE I — Recognized Subsequent Events

Any material Type I events subsequent to December 31, 2022, have been recognized in the financial statements and corresponding disclosures.

TYPE II — Non-Recognized Subsequent Events

There are no material non-recognized Type II events that require disclosure.

23. REINSURANCE

Reinsurance Agreements — In the normal course of business, the Company seeks to reduce potential losses that may arise from catastrophic events that cause unfavorable underwriting results by reinsuring certain levels of such risk with affiliated reinsurers. The Company remains primarily liable as the direct insurer on all risks reinsured.

The Company has an excess loss and insolvency-only reinsurance agreement with UnitedHealthcare Insurance Company. The Company remains primarily liable as the direct insurer on all risks reinsured.

The Company does not have any unaffiliated reinsurance agreements in place as of December 31, 2022 and 2021.

The effect of internal reinsurance agreements outlined above on net premium income, hospital and medical expenses is presented below:

	2022	2021
Premiums:		
Direct	\$ 3,640,098,694	\$ 3,409,890,605
Ceded:		
Affiliate	<u>3,690,665</u>	<u>3,320,515</u>
Net premium income	<u>\$ 3,636,408,029</u>	<u>\$ 3,406,570,090</u>
Hospital and medical expenses:		
Direct	\$ 3,051,244,899	\$ 2,598,403,616
Ceded:		
Affiliate	<u>-</u>	<u>-</u>
Net hospital and medical expenses	<u>\$ 3,051,244,899</u>	<u>\$ 2,598,403,616</u>

A. Ceded Reinsurance Report

Section 1 — General Interrogatories

- (1) Are any of the reinsurers, listed in Schedule S as non-affiliated, owned in excess of 10% or controlled, either directly or indirectly, by the Company or by any representative, officer, trustee, or director of the Company?

Yes () No (X)

- (2) Have any policies issued by the Company been reinsured with a company chartered in a country other than the United States (excluding U.S. branches of such companies) that is owned in excess of 10% or controlled directly or indirectly by an insured, a beneficiary, a creditor, or any other person not primarily engaged in the insurance business?

Yes () No (X)

Section 2 — Ceded Reinsurance Report — Part A

- (1) Does the Company have any reinsurance agreements in effect under which the reinsurer may unilaterally cancel any reinsurance for reasons other than for nonpayment of premium or other similar credit?

Yes () No (X)

- (2) Does the reporting entity have any reinsurance agreements in effect that the amount of losses paid or accrued through the statement date may result in a payment to the reinsurer of amounts that, in aggregate and allowing for offset of mutual credits from other reinsurance agreements with the same reinsurer, exceed the total direct premium collected under the reinsured policies?

Yes () No (X)

Section 3 — Ceded Reinsurance Report — Part B

- (1) What is the estimated amount of the aggregate reduction in surplus (for agreements other than those under which the reinsurer may unilaterally cancel for reasons other than for nonpayment of premium or other similar credits that are reflected in Section 2 above) of termination of all reinsurance agreements, by either party, as of the date of this statement? Where necessary, the Company may consider the current or anticipated experience of the business reinsured in making this estimate.

The Company estimates there should be no aggregate reduction in surplus for termination of all reinsurance agreements as of December 31, 2022.

- (2) Have any new agreements been executed or existing agreements amended, since January 1 of the year of this statement, to include policies or contracts that were in force or which had existing reserves established by the Company as of the effective date of the agreement?

Yes () No (X)

- B. Uncollectible Reinsurance** — During 2022 and 2021, there were no uncollectible reinsurance recoverables.
- C. Commutation of Ceded Reinsurance** — There was no commutation of reinsurance in 2022 or 2021.
- D. Certified Reinsurer Rating Downgraded or Status Subject to Revocation** — Not applicable.
- E. Reinsurance Credit**
 - (1) The Company has no ceding reinsurance contracts subject to Appendix A-791 – *Life and Health Reinsurance Agreements* (“A-791”) that includes a provision which limits the reinsurer’s assumption of significant risk.
 - (2) The Company has no ceding reinsurance contracts not subject to A-791, for which reinsurance accounting was applied and which includes a provision that limits the reinsurer’s assumption of risk.
 - (3) The Company’s reinsurance contracts do not contain features which result in delays in payment in form or in fact.
 - (4) The Company has not reflected a reinsurance accounting credit for any assumption reinsurance contracts not subject to Appendix A-791 and not yearly renewable term, which meet the risk transfer requirements of SSAP No. 61R, *Life, Deposit-Type, and Accident and Health Reinsurance*.
 - (5) The Company did not cede any risk which is not subject to A-791 and not yearly renewable term reinsurance, under any reinsurance contract during the period covered by these financial statements, for which the statutory accounting treatment and GAAP accounting treatment were not the same.
 - (6) The Company’s ceded reinsurance contract which are not subject to A-791 and not yearly renewable term reinsurance, is treated the same for GAAP and statutory accounting principles.

24. RETROSPECTIVELY RATED CONTRACTS AND CONTRACTS SUBJECT TO REDETERMINATION

- A.** The Company estimates accrued retrospective premium adjustments for its group health insurance business based on mathematical calculations in accordance with contractual terms.
- B.** Estimated accrued retrospective premiums due to (from) the Company are recorded in premiums and considerations and aggregate health policy reserves in the financial statements and as an adjustment to change in reserve for rate credits in the financial statements.
- C.** Pursuant to the ACA, the Company’s commercial and Medicare business is subject to retrospectively rated features based on the actual MLR experienced on the commercial and Medicare lines of business and redetermination features for premium adjustments for changes to each member’s health scores based on guidelines determined by the ACA. The total amount of direct premiums written for which a portion is subject to the retrospectively rated and redetermination features are \$109,209,484 and \$114,149,264 for commercial, and \$1,411,222,881 and \$1,248,632,747 for Medicare, representing 3% and 3% for commercial, and 39% and 37% for Medicare of total direct premiums written as of December 31, 2022 and December 31, 2021, respectively.

The Company has Medicare Part D risk-corridor amounts from CMS which are subject to a retrospectively rated feature. The Company has estimated accrued retrospective premiums related to certain Part D premiums based on guidelines determined by CMS. The formula is tiered and based on the bid MLR. The amount of Medicare Part D direct premiums written subject to the retrospectively rated feature was \$61,645,358 and \$54,629,780, representing 2% and 2% of total direct premiums written as of December 31, 2022 and December 31, 2021, respectively.

CMS has released the final Medicaid Managed Care Rule which is subject to each State’s administration elections. This rule is the first major update to the Medicaid Managed Care regulations in more than a decade, which includes a minimum loss ratio requirement. Pursuant to the regulations, premiums associated with the Company’s Medicaid line of business, including TennCare’s CoverKids program, is subject to retrospectively rated features based on the actual MLR experienced on this product. The calculation is pursuant to the Medicaid Managed Care guidance. Effective June 30, 2019, the Company’s contract with the Iowa Department of Human Services (“IA DHS”) was discontinued and the Company no longer has direct written premiums pursuant to this contract subject to the Medicaid Managed Care Rule. The total amount of direct premiums written, including the IA DHS runout premiums received in 2021, for the Medicaid line of business for which a portion is subject to the retrospectively rated features was \$2,119,666,329

and \$2,047,108,595, representing 58% and 60% of total direct premiums written as of December 31, 2022 and December 31, 2021, respectively.

The Company records risk adjusted rates and withhold adjustments related to TennCare which include redetermination features. In addition, the Company is subject to retrospectively rated features based on the TennCare stated risk corridor target and estimated recoupments based on the medical spend corridor. The Company also holds an estimated reserve for recoupment for the rate differential between the TennCare rate and the CHOICES rate for TennCare Medicaid members which includes redetermination features. The total amount of direct premiums written for the TennCare Medicaid line of business, including CoverKids, for which a portion is subject to these redetermination and retrospectively rated features was \$2,119,666,329 and \$2,044,593,011 representing 58% and 60% of total direct premiums written as of December 31, 2022 and December 31, 2021, respectively.

- D. The Company is required to maintain specific minimum loss ratios on the comprehensive commercial and Medicare lines of business.

The following table discloses the minimum MLR rebate liability for the comprehensive commercial and Medicare lines of business which is included in aggregate health policy reserves in the financial statements for the years ended December 31, 2022 and 2021:

	1	2	3	4	5
	Individual	Small Group Employer	Large Group Employer	Other Categories with Rebates	Total
Prior reporting year					
(1) Medical loss ratio rebates incurred	\$ -	\$2,003,022	\$1,457,272	\$20,200,333	\$23,660,627
(2) Medical loss ratio rebates paid	-	1,044,884	434,254	6,063,794	7,542,932
(3) Medical loss rebates unpaid	-	1,836,377	1,284,590	53,238,477	56,359,444
(4) Plus reinsurance assumed amounts	XXX	XXX	XXX	XXX	-
(5) Less reinsurance ceded amounts	XXX	XXX	XXX	XXX	-
(6) Rebates unpaid net of reinsurance	XXX	XXX	XXX	XXX	56,359,444
Current reporting year-to-date					
(7) Medical loss ratio rebates incurred	-	(733,879)	(286,731)	(11,882,734)	(12,903,344)
(8) Medical loss ratio rebates paid	-	269,165	45,768	38,646,966	38,961,899
(9) Medical loss rebates unpaid	-	833,333	952,091	2,708,777	4,494,201
(10) Plus reinsurance assumed amounts	XXX	XXX	XXX	XXX	-
(11) Less reinsurance ceded amounts	XXX	XXX	XXX	XXX	-
(12) Rebates unpaid net of reinsurance	XXX	XXX	XXX	XXX	4,494,201

Pursuant to the Medicaid Managed Care Rule, based on the State's election, the Company is required to maintain specific MLRs on its TennCare Medicaid populations. The Company has no amounts accrued for Medicaid MLR rebates as of December 31, 2022 and December 31, 2021, respectively.

E. **Risk-Sharing Provisions of the Affordable Care Act**

- (1) The Company has accident and health insurance premiums in 2022 and 2021 subject to the risk-sharing provisions of the ACA.

The ACA imposed fees and premium stabilization provisions on health insurance issuers offering comprehensive commercial health insurance. The three premium stabilization programs are commonly referred to as the 3Rs — risk adjustment, reinsurance, and risk corridors.

Risk Adjustment — The risk adjustment program is a permanent program designed to mitigate the potential impact of adverse selection that generally applies to non-grandfathered individual and small group plans inside and outside of exchanges. The program helps to stabilize market premiums by transferring funds from plans with relatively low-risk enrollees to plans with relatively high-risk enrollees. The data used by CMS to determine the risk adjustment transfer amount is subject to audits along with the true-up to the final CMS report, which may result in a material change to arrive at the final risk adjustment amount from the initial risk adjustment estimate recorded. Premium adjustments pursuant to the risk adjustment program are accounted for as premium subject to redetermination and user fees are accounted for as assessments.

Reinsurance and Risk Corridors — The transitional reinsurance program and risk corridors program were temporary programs which expired at the end of 2016. The details of the years impacted and the amounts received are included in Note 24E 4 and Note 24E 5 below.

ANNUAL STATEMENT FOR THE YEAR 2022 OF THE UnitedHealthcare Plan of the River Valley, Inc.

(2) The following table presents the current year impact of risk-sharing provisions of the ACA on assets, liabilities, and operations:

a. Permanent ACA Risk Adjustment Program	December 31, 2022
<u>Assets</u>	
1. Premium adjustments receivable due to ACA Risk Adjustment (including high-risk pool payments)	\$ 3,556,425
<u>Liabilities</u>	
2. Risk adjustment user fees payable for ACA Risk Adjustment	13,013
3. Premium adjustments payable due to ACA Risk Adjustment (including high-risk pool premium)	1,356,002
<u>Operations (Revenue & Expense)</u>	
4. Reported as revenue in premium for accident and health contracts (written/collected) due to ACA Risk Adjustment	2,592,480
5. Reported in expenses as ACA Risk Adjustment user fees (incurred/paid)	18,147
b. Transitional ACA Reinsurance Program	
<u>Assets</u>	
1. Amounts recoverable for claims paid due to ACA Reinsurance	\$ -
2. Amounts recoverable for claims unpaid due to ACA Reinsurance (Contra Liability)	-
3. Amounts receivable relating to uninsured plans for contributions for ACA Reinsurance	-
<u>Liabilities</u>	
4. Liabilities for contributions payable due to ACA Reinsurance - not reported as ceded premium	-
5. Ceded reinsurance premiums payable due to ACA Reinsurance	-
6. Liabilities for amounts held under uninsured plans contributions for ACA Reinsurance	-
<u>Operations (Revenue & Expense)</u>	
7. Ceded reinsurance premiums due to ACA Reinsurance	-
8. Reinsurance recoveries (income statement) due to ACA reinsurance payments or expected payments	-
9. ACA Reinsurance contributions - not reported as ceded premium	-
c. Temporary ACA Risk Corridors Program	
<u>Assets</u>	
1. Accrued retrospective premium due to ACA Risk Corridors	\$ -
<u>Liabilities</u>	
2. Reserve for rate credits or policy experience rating refunds due to ACA Risk Corridors	-
<u>Operations (Revenue & Expense)</u>	
3. Effect of ACA Risk Corridors on net premium income (paid/received)	-
4. Effect of ACA Risk Corridors on change in reserves for rate credits	-

(3) The following table is a roll forward of the prior year ACA risk-sharing provisions for asset and liability balances, along with reasons for adjustments to prior year balances:

	Accrued During the Prior Year on Business Written before December 31 of the Prior Year		Received or Paid as of the Current Year on Business Written before December 31 of the Prior Year		Differences		Adjustments		Unsettled Balances as of the Reporting Date		
	1	2	3	4	Prior Year Accrued Less Payments (Col 1 - 3)	Prior Year Accrued Less Payments (Col 2 - 4)	To Prior Year Balances	To Prior Year Balances	Cumulative Balance from Prior Years (Col 1 - 3 + 7)	Cumulative Balance from Prior Years (Col 2 - 4 + 8)	
	Receivable	(Payable)	Receivable	(Payable)	5	6	7	8	9	10	
a. Permanent ACA Risk Adjustment Program											
1. Premium adjustment receivable (including high-risk pool payments)	\$ 459,372	\$ -	\$ 8,982	\$ -	\$ 450,390	\$ -	\$ (446,218)	\$ -	A	\$ 4,172	\$ -
2. Premium adjustment (payable) (including high-risk pool premium)	-	(5,028,257)	-	(4,186,220)	-	(842,037)	-	714,700	B	-	(127,337)
3. Subtotal ACA Permanent Risk Adjustment Program	459,372	(5,028,257)	8,982	(4,186,220)	450,390	(842,037)	(446,218)	714,700		4,172	(127,337)
b. Transitional ACA Reinsurance Program											
1. Amounts recoverable for claims paid	-	-	-	-	-	-	-	-	C	-	-
2. Amounts recoverable for claims unpaid (contra liability)	-	-	-	-	-	-	-	-	D	-	-
3. Amounts receivable relating to uninsured plans	-	-	-	-	-	-	-	-	E	-	-
4. Liabilities for contributions payable due to ACA Reinsurance—not reported as ceded premium	-	-	-	-	-	-	-	-	F	-	-
5. Ceded reinsurance premiums payable	-	-	-	-	-	-	-	-	G	-	-
6. Liability for amounts held under uninsured plans	-	-	-	-	-	-	-	-	H	-	-
7. Subtotal ACA Transitional Reinsurance Program	-	-	-	-	-	-	-	-		-	-
c. Temporary ACA Risk Corridors Program											
1. Accrued retrospective premium	-	-	-	-	-	-	-	-	I	-	-
2. Reserve for rate credits or policy experience rating refunds	-	-	-	-	-	-	-	-	J	-	-
3. Subtotal ACA Risk Corridors Program	-	-	-	-	-	-	-	-		-	-
d. Total for ACA Risk-Sharing Provisions	\$ 459,372	\$(5,028,257)	\$ 8,982	\$(4,186,220)	\$ 450,390	\$(842,037)	\$(446,218)	\$ 714,700		\$ 4,172	\$(127,337)

Explanation of Adjustments

A. The risk adjustment receivable as of December 31, 2021 utilized paid claims through October 31, 2021. As of the Reporting Date, the risk adjustment receivable related to prior periods was adjusted based on CMS' Summary Report on Permanent Risk Adjustment Transfers for the 2021 Benefit Year as revised on July 19, 2022. The risk adjustment receivable was further adjusted based on CMS' Final Rule amending Risk Adjustment Data Validation beginning with the 2019 Benefit Year, and Benefit Years 2019 and 2020 Risk Adjustment Data Validation IVA results, as well as CMS' Updated Summary Report of 2018 Benefit Year Risk Adjustment Data Validation Adjustments to Risk Adjustment Transfers published January 20, 2022 and CMS' Reissued 2019 Benefit year Department of Health and Human Services Risk Adjustment Data Validation (HHS-RADV) Results and 2020 Benefit Year HHS-RADV Results published September 15, 2022.

B. The risk adjustment payable as of December 31, 2021 utilized paid claims through October 31, 2021. As of the Reporting Date, the risk adjustment payable related to prior periods was adjusted based on CMS' Summary Report on Permanent Risk Adjustment Transfers for the 2021 Benefit Year as revised on July 19, 2022. The risk adjustment payable was further adjusted based on CMS' Final Rule amending Risk Adjustment Data Validation beginning with the 2019 Benefit Year, and Benefit Years 2019 and 2020 Risk Adjustment Data Validation IVA results, as well as CMS' Updated Summary Report of 2018 Benefit Year Risk Adjustment Data Validation Adjustments to Risk Adjustment Transfers published January 20, 2022 and CMS' Reissued 2019 Benefit year Department of Health and Human Services Risk Adjustment Data Validation (HHS-RADV) Results and 2020 Benefit Year HHS-RADV Results published September 15, 2022.

C. N/A
D. N/A
E. N/A
F. N/A
G. N/A
H. N/A
I. N/A
J. N/A

ANNUAL STATEMENT FOR THE YEAR 2022 OF THE UnitedHealthcare Plan of the River Valley, Inc.

(4) The Company does not have any risk corridor receivables or payables to present in the table below.

	Accrued During the Prior Year on Business Written Before December 31 of the Prior Year		Received or Paid as of the Current Year on Business Written Before December 31 of the Prior Year		Differences		Adjustments		Unsettled Balances as of the Reporting Date		
	1	2	3	4	Prior Year Accrued Less Payments (Col 1-3)	Prior Year Accrued Less Payments (Col 2-4)	To Prior Year Balances	To Prior Year Balances	Cumulative Balance from Prior Years (Col 1-3+7)	Cumulative Balance from Prior Years (Col 2-4+8)	
	Receivable	(Payable)	Receivable	(Payable)	Receivable	(Payable)	Receivable	(Payable)	Ref	Receivable	(Payable)
Risk Corridors Program Year:											
a. 2014											
1. Accrued retrospective premium	\$ -	\$ -	\$ -	\$ -	\$ -	\$ -	\$ -	\$ -	A	\$ -	\$ -
2. Reserve for rate credits or policy experience rating refunds	-	-	-	-	-	-	-	-	B	-	-
b. 2015											
1. Accrued retrospective premium	-	-	-	-	-	-	-	-	C	-	-
2. Reserve for rate credits or policy experience rating refunds	-	-	-	-	-	-	-	-	D	-	-
c. 2016											
1. Accrued retrospective premium	-	-	-	-	-	-	-	-	E	-	-
2. Reserve for rate credits or policy experience rating refunds	-	-	-	-	-	-	-	-	F	-	-
d. Total for Risk Corridors	\$ -	\$ -	\$ -	\$ -	\$ -	\$ -	\$ -	\$ -		\$ -	\$ -

Explanation of Adjustments

- A.
- B.
- C.
- D.
- E.
- F.

(5) The Company does not have any risk corridor receivables to present in the table below.

	1	2	3	4	5	6
	Estimated Amount to be Filed or Final	Non-Accrued Amounts for Impairment or Other Reasons	Amounts received from CMS	Asset Balance (Gross of Non-admissions) (1-2-3)	Non-admitted Amount	Net Admitted Asset (4-5)
Risk Corridors Program Year:	CMS					
a. 2014	\$ -	\$ -	\$ -	\$ -	\$ -	\$ -
b. 2015	-	-	-	-	-	-
c. 2016	-	-	-	-	-	-
d. Total (a+b+c)	\$ -	\$ -	\$ -	\$ -	\$ -	\$ -

25. CHANGE IN INCURRED CLAIMS AND CLAIMS ADJUSTMENT EXPENSES

- A.** Changes in estimates related to the prior year incurred claims are included in total hospital and medical expenses in the current year in the financial statements. The following tables disclose paid claims, incurred claims, and the balance in claims unpaid, accrued medical incentive pool and bonus amounts, aggregate health claim reserves, and health care and other amounts receivable (excluding provider loans and advances not yet expensed) for the years ended December 31, 2022 and 2021:

	2022		
	Current Year Incurred Claims	Prior Years Incurred Claims	Total
Beginning of year claim reserve	\$ -	\$ (312,926,721)	\$ (312,926,721)
Paid claims—net of health care receivables*	2,817,506,257	222,074,963	3,039,581,220
End of year claim reserve	<u>308,226,868</u>	<u>32,655,974</u>	<u>340,882,842</u>
Incurred claims excluding the change in health care receivables	3,125,733,125	(58,195,784)	3,067,537,341
Beginning of year health care receivables*	-	74,244,248	74,244,248
End of year health care receivables*	<u>(75,872,626)</u>	<u>(14,664,064)</u>	<u>(90,536,690)</u>
Total incurred claims	<u>\$ 3,049,860,499</u>	<u>\$ 1,384,400</u>	<u>\$ 3,051,244,899</u>

*Health care receivables excludes provider loans and advances not yet expensed of \$175,175 and \$160,000 for 2022 and 2021, respectively.

	2021		
	Current Year Incurred Claims	Prior Years Incurred Claims	Total
Beginning of year claim reserve	\$ -	\$ (301,008,999)	\$ (301,008,999)
Paid claims—net of health care receivables*	2,423,772,375	164,278,686	2,588,051,061
End of year claim reserve	<u>292,849,360</u>	<u>20,077,361</u>	<u>312,926,721</u>
Incurred claims excluding the change in health care receivables	2,716,621,735	(116,652,952)	2,599,968,783
Beginning of year health care receivables*	-	72,679,081	72,679,081
End of year health care receivables*	<u>(60,030,535)</u>	<u>(14,213,713)</u>	<u>(74,244,248)</u>
Total incurred claims	<u>\$ 2,656,591,200</u>	<u>\$ (58,187,584)</u>	<u>\$ 2,598,403,616</u>

*Health care receivables excludes provider loans and advances not yet expensed of \$160,000 and \$195,000 for 2021 and 2020, respectively.

The liability for claims unpaid, accrued medical incentive pool and bonus amounts, and aggregate health claim reserves, net of health care and other amounts receivable (excluding provider loans and advances not yet expensed) as of December 31, 2021 was \$238,682,473. As of December 31, 2022, \$222,074,963 has been paid for incurred claims attributable to insured events of prior years. Reserves remaining for prior years, net of health care and other amounts receivable (excluding provider loans and advances not yet expensed) are now \$17,991,910, as a result of re-estimation of unpaid claims. Therefore, there has been \$1,384,400 unfavorable prior year development since December 31, 2021 to December 31, 2022. The primary drivers consist of unfavorable development of \$13,282,417 in provider settlements, \$1,662,336 in retroactivity for inpatient, outpatient, physician, and pharmacy claims, and \$1,582,416 in risk share, offset by favorable development of \$15,317,015 as a result of a change in the provision for adverse deviations in experience. At December 31, 2021, the Company recorded \$58,187,584 of favorable development. The primary drivers consist of favorable development of \$41,090,627 in retroactivity for inpatient, outpatient, physician, and pharmacy claims and \$15,337,706 as a result of a change in the provision for adverse deviations in experience. Original estimates are increased or decreased, as additional information becomes known regarding individual claims, which could have an impact to the accruals for MLR rebates and retrospectively rated contracts. As a result of the prior year effects, on a regular basis, the Company adjusts revenue and the corresponding liability and/or receivable related to retrospectively rated policies and the impact of the change is included as a component of change in reserve for rate credits in the financial statements.

The Company incurred CAE of \$160,807,838 and \$163,305,753 in 2022 and 2021, respectively. These costs are included in the management service fees paid by the Company to UHS as a part of the Agreement (see Note 10). The following table discloses paid CAE, incurred CAE, and the balance in unpaid CAE reserve for 2022 and 2021:

	2022	2021
Total claims adjustment expenses	\$ 160,807,838	\$ 163,305,753
Less: current year unpaid claims adjustment expenses	(3,181,358)	(2,965,431)
Add: prior year unpaid claims adjustment expenses	<u>2,965,431</u>	<u>3,104,209</u>
Total claims adjustment expenses paid	<u>\$ 160,591,911</u>	<u>\$ 163,444,531</u>

- B.** The Company did not make any significant changes in methodologies and assumptions used in the calculation of the liability for claims unpaid and unpaid CAE in 2022.

26. INTERCOMPANY POOLING ARRANGEMENTS

- A–G.** The Company did not have any intercompany pooling arrangements in 2022 or 2021.

27. STRUCTURED SETTLEMENTS

- A–B.** The Company did not have structured settlements in 2022 or 2021.

28. HEALTH CARE AND OTHER AMOUNTS RECEIVABLE

- A.** Pharmacy rebates receivable are recorded when reasonably estimated or billed by the affiliated pharmaceutical benefit manager in accordance with pharmaceutical rebate contract provisions. Information used to support rebates billed to the manufacturer is based on utilization information gathered by the pharmaceutical benefit manager and adjusted for significant changes in pharmaceutical contract provisions.

The Company evaluates the admissibility of all pharmacy rebates receivable based on the administration of each underlying pharmaceutical benefit management agreement. The Company has nonadmitted and excluded all pharmacy rebates receivable that do not meet the admissibility criteria of SSAP No. 84, *Health Care and Government Insured Plan Receivables* (“SSAP No. 84”) from the financial statements.

For each pharmaceutical management agreement for which a portion of the total pharmacy rebates receivable can be admitted based on the admissibility criteria of SSAP No. 84, the pharmacy rebate transaction history is summarized as follows:

Quarter	Estimated Pharmacy Rebates as Reported on Financial Statements	Pharmacy Rebates as Billed or Otherwise Confirmed	Actual Rebates Received within 90 Days of Billing	Actual Rebates Received within 91 to 180 Days of Billing	Actual Rebates Received More than 180 Days after Billing
12/31/2022	\$ 52,405,014	\$ 17,144,710	\$ -	\$ -	\$ -
9/30/2022	51,426,041	52,150,187	32,816,761	-	-
6/30/2022	48,913,697	50,031,608	40,982,547	6,837,965	-
3/31/2022	45,925,080	46,649,142	37,880,845	6,419,665	987,008
12/31/2021	42,841,023	42,176,347	36,404,897	5,114,206	428,856
9/30/2021	42,057,347	42,273,120	38,320,098	2,863,574	965,775
6/30/2021	40,963,420	40,735,811	35,785,217	4,106,772	704,472
3/31/2021	38,478,492	37,731,217	30,889,435	5,867,251	952,108
12/31/2020	37,653,015	37,255,482	30,607,943	5,668,574	969,425
9/30/2020	36,014,186	35,781,380	29,744,031	5,026,389	1,064,239
6/30/2020	37,025,669	36,210,913	30,444,305	4,913,310	1,000,494
3/31/2020	36,291,935	34,588,569	14,154,030	20,572,494	610,659

Of the amount reported as health care and other amounts receivable, \$70,557,997 and \$57,665,907 relates to pharmacy rebates receivable as of December 31, 2022 and 2021, respectively. This change is primarily due to increased membership along with the change in generic/name brand mix.

- B.** The Company has nonadmitted all risk-sharing receivables from the financial statements.

The Company also admitted \$578,695 and \$159,570 of provider receivables resulting from claim overpayments as of December 31, 2022 and 2021, respectively, which are included in health care and other amounts receivable in the financial statements.

29. PARTICIPATING POLICIES

The Company did not have any participating contracts in 2022 or 2021.

30. PREMIUM DEFICIENCY RESERVES

The Company has not recorded any PDR as of December 31, 2022 or 2021. The analysis of PDR was completed as of December 31, 2022 and 2021. The Company did consider anticipated investment income when calculating the PDR.

The following table summarizes the Company's PDR as of December 31, 2022 and 2021:

	2022
1. Liability carried for premium deficiency reserves	\$ -
2. Date of the most recent evaluation of this liability	<u>12/31/2022</u>
3. Was anticipated investment income utilized in this calculation?	Yes <input checked="" type="checkbox"/> No <input type="checkbox"/>
	2021
1. Liability carried for premium deficiency reserves	\$ -
2. Date of the most recent evaluation of this liability	<u>12/31/2021</u>
3. Was anticipated investment income utilized in this calculation?	Yes <input checked="" type="checkbox"/> No <input type="checkbox"/>

31. ANTICIPATED SALVAGE AND SUBROGATION

Due to the type of business being written, the Company has no salvage. As of December 31, 2022 and 2021, the Company had no specific accruals established for outstanding subrogation, as it is considered a component of the actuarial calculations used to develop the estimates of claims unpaid and aggregate health claim reserves.

* * * * *

GENERAL INTERROGATORIES

PART 1 - COMMON INTERROGATORIES GENERAL

- 1.1 Is the reporting entity a member of an Insurance Holding Company System consisting of two or more affiliated persons, one or more of which is an insurer? Yes [X] No []
If yes, complete Schedule Y, Parts 1, 1A, 2 and 3.
- 1.2 If yes, did the reporting entity register and file with its domiciliary State Insurance Commissioner, Director or Superintendent or with such regulatory official of the state of domicile of the principal insurer in the Holding Company System, a registration statement providing disclosure substantially similar to the standards adopted by the National Association of Insurance Commissioners (NAIC) in its Model Insurance Holding Company System Regulatory Act and model regulations pertaining thereto, or is the reporting entity subject to standards and disclosure requirements substantially similar to those required by such Act and regulations? Yes [X] No [] N/A []
- 1.3 State Regulating? Illinois
- 1.4 Is the reporting entity publicly traded or a member of a publicly traded group? Yes [X] No []
- 1.5 If the response to 1.4 is yes, provide the CIK (Central Index Key) code issued by the SEC for the entity/group. 0000731766
- 2.1 Has any change been made during the year of this statement in the charter, by-laws, articles of incorporation, or deed of settlement of the reporting entity? Yes [] No [X]
- 2.2 If yes, date of change:
- 3.1 State as of what date the latest financial examination of the reporting entity was made or is being made. 12/31/2021
- 3.2 State the as of date that the latest financial examination report became available from either the state of domicile or the reporting entity. This date should be the date of the examined balance sheet and not the date the report was completed or released. 12/31/2016
- 3.3 State as of what date the latest financial examination report became available to other states or the public from either the state of domicile or the reporting entity. This is the release date or completion date of the examination report and not the date of the examination (balance sheet date). 06/22/2018
- 3.4 By what department or departments?
Illinois Department of Insurance
- 3.5 Have all financial statement adjustments within the latest financial examination report been accounted for in a subsequent financial statement filed with Departments? Yes [] No [] N/A [X]
- 3.6 Have all of the recommendations within the latest financial examination report been complied with? Yes [X] No [] N/A []
- 4.1 During the period covered by this statement, did any agent, broker, sales representative, non-affiliated sales/service organization or any combination thereof under common control (other than salaried employees of the reporting entity), receive credit or commissions for or control a substantial part (more than 20 percent of any major line of business measured on direct premiums) of:
4.11 sales of new business? Yes [] No [X]
4.12 renewals? Yes [] No [X]
- 4.2 During the period covered by this statement, did any sales/service organization owned in whole or in part by the reporting entity or an affiliate, receive credit or commissions for or control a substantial part (more than 20 percent of any major line of business measured on direct premiums) of:
4.21 sales of new business? Yes [] No [X]
4.22 renewals? Yes [] No [X]
- 5.1 Has the reporting entity been a party to a merger or consolidation during the period covered by this statement? Yes [] No [X]
If yes, complete and file the merger history data file with the NAIC.
- 5.2 If yes, provide the name of the entity, NAIC Company Code, and state of domicile (use two letter state abbreviation) for any entity that has ceased to exist as a result of the merger or consolidation.

1 Name of Entity	2 NAIC Company Code	3 State of Domicile

- 6.1 Has the reporting entity had any Certificates of Authority, licenses or registrations (including corporate registration, if applicable) suspended or revoked by any governmental entity during the reporting period? Yes [] No [X]
- 6.2 If yes, give full information:
- 7.1 Does any foreign (non-United States) person or entity directly or indirectly control 10% or more of the reporting entity? Yes [] No [X]
- 7.2 If yes,
7.21 State the percentage of foreign control; 0.0 %
7.22 State the nationality(s) of the foreign person(s) or entity(s); or if the entity is a mutual or reciprocal, the nationality of its manager or attorney-in-fact and identify the type of entity(s) (e.g., individual, corporation, government, manager or attorney-in-fact).

1 Nationality	2 Type of Entity

GENERAL INTERROGATORIES

- 8.1 Is the company a subsidiary of a depository institution holding company (DIHC) or a DIHC itself, regulated by the Federal Reserve Board? Yes [] No [X]
- 8.2 If the response to 8.1 is yes, please identify the name of the DIHC.
.....
- 8.3 Is the company affiliated with one or more banks, thrifts or securities firms? Yes [X] No []
- 8.4 If response to 8.3 is yes, please provide below the names and location (city and state of the main office) of any affiliates regulated by a federal regulatory services agency [i.e. the Federal Reserve Board (FRB), the Office of the Comptroller of the Currency (OCC), the Federal Deposit Insurance Corporation (FDIC) and the Securities Exchange Commission (SEC)] and identify the affiliate's primary federal regulator.

1 Affiliate Name	2 Location (City, State)	3 FRB	4 OCC	5 FDIC	6 SEC
Optum Bank, Inc.	Salt Lake City, UT	NO	NO	YES	NO

- 8.5 Is the reporting entity a depository institution holding company with significant insurance operations as defined by the Board of Governors of Federal Reserve System or a subsidiary of the depository institution holding company? Yes [] No [X]
- 8.6 If response to 8.5 is no, is the reporting entity a company or subsidiary of a company that has otherwise been made subject to the Federal Reserve Board's capital rule? Yes [] No [X] N/A []
9. What is the name and address of the independent certified public accountant or accounting firm retained to conduct the annual audit?
Deloitte & Touche LLP, Minneapolis, MN
- 10.1 Has the insurer been granted any exemptions to the prohibited non-audit services provided by the certified independent public accountant requirements as allowed in Section 7H of the Annual Financial Reporting Model Regulation (Model Audit Rule), or substantially similar state law or regulation? Yes [] No [X]
- 10.2 If the response to 10.1 is yes, provide information related to this exemption:
.....
- 10.3 Has the insurer been granted any exemptions related to the other requirements of the Annual Financial Reporting Model Regulation as allowed for in Section 18A of the Model Regulation, or substantially similar state law or regulation? Yes [] No [X]
- 10.4 If the response to 10.3 is yes, provide information related to this exemption:
.....
- 10.5 Has the reporting entity established an Audit Committee in compliance with the domiciliary state insurance laws? Yes [X] No [] N/A []
- 10.6 If the response to 10.5 is no or n/a, please explain
.....
11. What is the name, address and affiliation (officer/employee of the reporting entity or actuary/consultant associated with an actuarial consulting firm) of the individual providing the statement of actuarial opinion/certification?
Gary A. Iannone, Vice President of Actuarial Services of United HealthCare Services Inc., an affiliate of UnitedHealthcare Plan of the River Valley, Inc., 185 Asylum Street, Hartford, CT 06103
- 12.1 Does the reporting entity own any securities of a real estate holding company or otherwise hold real estate indirectly? Yes [] No [X]
- 12.11 Name of real estate holding company ...
- 12.12 Number of parcels involved 0
- 12.13 Total book/adjusted carrying value \$0
- 12.2 If, yes provide explanation:
.....
- 13. FOR UNITED STATES BRANCHES OF ALIEN REPORTING ENTITIES ONLY:**
- 13.1 What changes have been made during the year in the United States manager or the United States trustees of the reporting entity?
.....
- 13.2 Does this statement contain all business transacted for the reporting entity through its United States Branch on risks wherever located? Yes [] No []
- 13.3 Have there been any changes made to any of the trust indentures during the year? Yes [] No []
- 13.4 If answer to (13.3) is yes, has the domiciliary or entry state approved the changes? Yes [] No [] N/A []
- 14.1 Are the senior officers (principal executive officer, principal financial officer, principal accounting officer or controller, or persons performing similar functions) of the reporting entity subject to a code of ethics, which includes the following standards? Yes [X] No []
- a. Honest and ethical conduct, including the ethical handling of actual or apparent conflicts of interest between personal and professional relationships;
- b. Full, fair, accurate, timely and understandable disclosure in the periodic reports required to be filed by the reporting entity;
- c. Compliance with applicable governmental laws, rules and regulations;
- d. The prompt internal reporting of violations to an appropriate person or persons identified in the code; and
- e. Accountability for adherence to the code.
- 14.11 If the response to 14.1 is No, please explain:
.....
- 14.2 Has the code of ethics for senior managers been amended? Yes [] No [X]
- 14.21 If the response to 14.2 is yes, provide information related to amendment(s).
.....
- 14.3 Have any provisions of the code of ethics been waived for any of the specified officers? Yes [] No [X]
- 14.31 If the response to 14.3 is yes, provide the nature of any waiver(s).
.....

GENERAL INTERROGATORIES

- 15.1 Is the reporting entity the beneficiary of a Letter of Credit that is unrelated to reinsurance where the issuing or confirming bank is not on the SVO Bank List? Yes [] No [X]
- 15.2 If the response to 15.1 is yes, indicate the American Bankers Association (ABA) Routing Number and the name of the issuing or confirming bank of the Letter of Credit and describe the circumstances in which the Letter of Credit is triggered.

1 American Bankers Association (ABA) Routing Number	2 Issuing or Confirming Bank Name	3 Circumstances That Can Trigger the Letter of Credit	4 Amount

BOARD OF DIRECTORS

16. Is the purchase or sale of all investments of the reporting entity passed upon either by the board of directors or a subordinate committee thereof? Yes [X] No []
17. Does the reporting entity keep a complete permanent record of the proceedings of its board of directors and all subordinate committees thereof? Yes [X] No []
18. Has the reporting entity an established procedure for disclosure to its board of directors or trustees of any material interest or affiliation on the part of any of its officers, directors, trustees or responsible employees that is in conflict or is likely to conflict with the official duties of such person? Yes [X] No []

FINANCIAL

19. Has this statement been prepared using a basis of accounting other than Statutory Accounting Principles (e.g., Generally Accepted Accounting Principles)? Yes [] No [X]
- 20.1 Total amount loaned during the year (inclusive of Separate Accounts, exclusive of policy loans):
- 20.11 To directors or other officers.....\$0
 - 20.12 To stockholders not officers.....\$ 35,000,000
 - 20.13 Trustees, supreme or grand (Fraternal Only) \$ 0
- 20.2 Total amount of loans outstanding at the end of year (inclusive of Separate Accounts, exclusive of policy loans):
- 20.21 To directors or other officers.....\$0
 - 20.22 To stockholders not officers.....\$0
 - 20.23 Trustees, supreme or grand (Fraternal Only) \$0
- 21.1 Were any assets reported in this statement subject to a contractual obligation to transfer to another party without the liability for such obligation being reported in the statement? Yes [] No [X]
- 21.2 If yes, state the amount thereof at December 31 of the current year:
- 21.21 Rented from others.....\$0
 - 21.22 Borrowed from others.....\$0
 - 21.23 Leased from others\$0
 - 21.24 Other\$0
- 22.1 Does this statement include payments for assessments as described in the Annual Statement Instructions other than guaranty fund or guaranty association assessments? Yes [X] No []
- 22.2 If answer is yes:
- 22.21 Amount paid as losses or risk adjustment \$ 220
 - 22.22 Amount paid as expenses\$ 1,114,743
 - 22.23 Other amounts paid \$0
- 23.1 Does the reporting entity report any amounts due from parent, subsidiaries or affiliates on Page 2 of this statement? Yes [] No [X]
- 23.2 If yes, indicate any amounts receivable from parent included in the Page 2 amount: \$0
- 24.1 Does the insurer utilize third parties to pay agent commissions in which the amounts advanced by the third parties are not settled in full within 90 days? Yes [] No [X]
- 24.2 If the response to 24.1 is yes, identify the third-party that pays the agents and whether they are a related party.

Name of Third-Party	Is the Third-Party Agent a Related Party (Yes/No)

INVESTMENT

- 25.01 Were all the stocks, bonds and other securities owned December 31 of current year, over which the reporting entity has exclusive control, in the actual possession of the reporting entity on said date? (other than securities lending programs addressed in 25.03)..... Yes [X] No []

GENERAL INTERROGATORIES

- 25.02 If no, give full and complete information relating thereto

 25.03 For securities lending programs, provide a description of the program including value for collateral and amount of loaned securities, and whether collateral is carried on or off-balance sheet. (an alternative is to reference Note 17 where this information is also provided)
 Not Applicable
 25.04 For the reporting entity's securities lending program, report amount of collateral for conforming programs as outlined in the Risk-Based Capital Instructions. \$0
 25.05 For the reporting entity's securities lending program, report amount of collateral for other programs. \$0
 25.06 Does your securities lending program require 102% (domestic securities) and 105% (foreign securities) from the counterparty at the outset of the contract? Yes [] No [] N/A [X]
 25.07 Does the reporting entity non-admit when the collateral received from the counterparty falls below 100%? Yes [] No [] N/A [X]
 25.08 Does the reporting entity or the reporting entity 's securities lending agent utilize the Master Securities lending Agreement (MSLA) to conduct securities lending? Yes [] No [] N/A [X]
 25.09 For the reporting entity's securities lending program state the amount of the following as of December 31 of the current year:
 25.091 Total fair value of reinvested collateral assets reported on Schedule DL, Parts 1 and 2. \$0
 25.092 Total book adjusted/carrying value of reinvested collateral assets reported on Schedule DL, Parts 1 and 2 \$0
 25.093 Total payable for securities lending reported on the liability page. \$0
 26.1 Were any of the stocks, bonds or other assets of the reporting entity owned at December 31 of the current year not exclusively under the control of the reporting entity or has the reporting entity sold or transferred any assets subject to a put option contract that is currently in force? (Exclude securities subject to Interrogatory 21.1 and 25.03). Yes [X] No []
 26.2 If yes, state the amount thereof at December 31 of the current year:
 26.21 Subject to repurchase agreements \$0
 26.22 Subject to reverse repurchase agreements \$0
 26.23 Subject to dollar repurchase agreements \$0
 26.24 Subject to reverse dollar repurchase agreements \$0
 26.25 Placed under option agreements \$0
 26.26 Letter stock or securities restricted as to sale -
 excluding FHLB Capital Stock \$0
 26.27 FHLB Capital Stock \$0
 26.28 On deposit with states \$ 26,474,749
 26.29 On deposit with other regulatory bodies \$0
 26.30 Pledged as collateral - excluding collateral pledged to an FHLB \$0
 26.31 Pledged as collateral to FHLB - including assets backing funding agreements \$0
 26.32 Other \$0

26.3 For category (26.26) provide the following:

1 Nature of Restriction	2 Description	3 Amount

- 27.1 Does the reporting entity have any hedging transactions reported on Schedule DB? Yes [] No [X]
 27.2 If yes, has a comprehensive description of the hedging program been made available to the domiciliary state? Yes [] No [] N/A []
 If no, attach a description with this statement.

LINES 27.3 through 27.5: FOR LIFE/FRATERNAL REPORTING ENTITIES ONLY:

- 27.3 Does the reporting entity utilize derivatives to hedge variable annuity guarantees subject to fluctuations as a result of interest rate sensitivity? . Yes [] No []
 27.4 If the response to 27.3 is YES, does the reporting entity utilize:
 27.41 Special accounting provision of SSAP No. 108 Yes [] No []
 27.42 Permitted accounting practice Yes [] No []
 27.43 Other accounting guidance Yes [] No []
 27.5 By responding YES to 27.41 regarding utilizing the special accounting provisions of SSAP No. 108, the reporting entity attests to the following: Yes [] No []
 • The reporting entity has obtained explicit approval from the domiciliary state.
 • Hedging strategy subject to the special accounting provisions is consistent with the requirements of VM-21.
 • Actuarial certification has been obtained which indicates that the hedging strategy is incorporated within the establishment of VM-21 reserves and provides the impact of the hedging strategy within the Actuarial Guideline Conditional Tail Expectation Amount.
 • Financial Officer Certification has been obtained which indicates that the hedging strategy meets the definition of a Clearly Defined Hedging Strategy within VM-21 and that the Clearly Defined Hedging Strategy is the hedging strategy being used by the company in its actual day-to-day risk mitigation efforts.
 28.1 Were any preferred stocks or bonds owned as of December 31 of the current year mandatorily convertible into equity, or, at the option of the issuer, convertible into equity? Yes [] No [X]
 28.2 If yes, state the amount thereof at December 31 of the current year. \$0
 29. Excluding items in Schedule E - Part 3 - Special Deposits, real estate, mortgage loans and investments held physically in the reporting entity's offices, vaults or safety deposit boxes, were all stocks, bonds and other securities, owned throughout the current year held pursuant to a custodial agreement with a qualified bank or trust company in accordance with Section 1, III - General Examination Considerations, F. Outsourcing of Critical Functions, Custodial or Safekeeping Agreements of the NAIC Financial Condition Examiners Handbook?..... Yes [X] No []
 29.01 For agreements that comply with the requirements of the NAIC Financial Condition Examiners Handbook, complete the following:

1 Name of Custodian(s)	2 Custodian's Address
Bank of New York Mellon	Global Liquidity Services, 1 Wall St, 14th Floor, New York, NY 10286
Northern Trust	50 S. LaSalle, Chicago, IL 60675

GENERAL INTERROGATORIES

29.02 For all agreements that do not comply with the requirements of the NAIC Financial Condition Examiners Handbook, provide the name, location and a complete explanation:

1 Name(s)	2 Location(s)	3 Complete Explanation(s)

29.03 Have there been any changes, including name changes, in the custodian(s) identified in 29.01 during the current year?..... Yes [] No []

29.04 If yes, give full and complete information relating thereto:

1 Old Custodian	2 New Custodian	3 Date of Change	4 Reason

29.05 Investment management – Identify all investment advisors, investment managers, broker/dealers, including individuals that have the authority to make investment decisions on behalf of the reporting entity. For assets that are managed internally by employees of the reporting entity, note as such. ["...that have access to the investment accounts"; "...handle securities"]

1 Name of Firm or Individual	2 Affiliation
Internally Managed	I.....
BlackRock Financial Management, Inc	U.....
J.P. Morgan Asset Management	U.....
BNY Mellon Asset Management North America	U.....

29.0597 For those firms/individuals listed in the table for Question 29.05, do any firms/individuals unaffiliated with the reporting entity (i.e. designated with a "U") manage more than 10% of the reporting entity's invested assets?..... Yes [] No []

29.0598 For firms/individuals unaffiliated with the reporting entity (i.e. designated with a "U") listed in the table for Question 29.05, does the total assets under management aggregate to more than 50% of the reporting entity's invested assets?..... Yes [] No []

29.06 For those firms or individuals listed in the table for 29.05 with an affiliation code of "A" (affiliated) or "U" (unaffiliated), provide the information for the table below.

1	2	3	4	5
Central Registration Depository Number	Name of Firm or Individual	Legal Entity Identifier (LEI)	Registered With	Investment Management Agreement (IMA) Filed
107105	BlackRock Financial Management, Inc	549300LVXY1VJKE13M84	SEC	NO.....
107038	J.P. Morgan Asset Management	549300W78QH4XMM6K69	SEC	NO.....
105764	BNY Mellon Asset Management North America	ME7YUCK4NF1W8VM8SP25	SEC	NO.....

30.1 Does the reporting entity have any diversified mutual funds reported in Schedule D, Part 2 (diversified according to the Securities and Exchange Commission (SEC) in the Investment Company Act of 1940 [Section 5(b)(1)])? Yes [] No []

30.2 If yes, complete the following schedule:

1 CUSIP #	2 Name of Mutual Fund	3 Book/Adjusted Carrying Value
30.2999 - Total		0

30.3 For each mutual fund listed in the table above, complete the following schedule:

1	2	3	4
Name of Mutual Fund (from above table)	Name of Significant Holding of the Mutual Fund	Amount of Mutual Fund's Book/Adjusted Carrying Value Attributable to the Holding	Date of Valuation

GENERAL INTERROGATORIES

31. Provide the following information for all short-term and long-term bonds and all preferred stocks. Do not substitute amortized value or statement value for fair value.

	1	2	3
	Statement (Admitted) Value	Fair Value	Excess of Statement over Fair Value (-), or Fair Value over Statement (+)
31.1 Bonds	906,285,697	853,325,918	(52,959,779)
31.2 Preferred stocks	0	0	0
31.3 Totals	906,285,697	853,325,918	(52,959,779)

31.4 Describe the sources or methods utilized in determining the fair values:

For those securities that had prices in the NAIC SVO ISIS database, those prices were used; for those securities that did not have prices in the NAIC SVO ISIS database, pricing was obtained from Hub which is an external data sources vendor. Hub utilizes various pricing sources.

32.1 Was the rate used to calculate fair value determined by a broker or custodian for any of the securities in Schedule D? Yes [] No [X]

32.2 If the answer to 32.1 is yes, does the reporting entity have a copy of the broker's or custodian's pricing policy (hard copy or electronic copy) for all brokers or custodians used as a pricing source? Yes [] No []

32.3 If the answer to 32.2 is no, describe the reporting entity's process for determining a reliable pricing source for purposes of disclosure of fair value for Schedule D:
.....

33.1 Have all the filing requirements of the Purposes and Procedures Manual of the NAIC Investment Analysis Office been followed? Yes [X] No []

33.2 If no, list exceptions:
.....

34. By self-designating 5GI securities, the reporting entity is certifying the following elements of each self-designated 5GI security:

- a. Documentation necessary to permit a full credit analysis of the security does not exist or an NAIC CRP credit rating for an FE or PL security is not available.
- b. Issuer or obligor is current on all contracted interest and principal payments.
- c. The insurer has an actual expectation of ultimate payment of all contracted interest and principal.

Has the reporting entity self-designated 5GI securities? Yes [] No [X]

35. By self-designating PLGI securities, the reporting entity is certifying the following elements of each self-designated PLGI security:

- a. The security was purchased prior to January 1, 2018.
- b. The reporting entity is holding capital commensurate with the NAIC Designation reported for the security.
- c. The NAIC Designation was derived from the credit rating assigned by an NAIC CRP in its legal capacity as a NRSRO which is shown on a current private letter rating held by the insurer and available for examination by state insurance regulators.
- d. The reporting entity is not permitted to share this credit rating of the PL security with the SVO.

Has the reporting entity self-designated PLGI securities? Yes [] No [X]

36. By assigning FE to a Schedule BA non-registered private fund, the reporting entity is certifying the following elements of each self-designated FE fund:

- a. The shares were purchased prior to January 1, 2019.
- b. The reporting entity is holding capital commensurate with the NAIC Designation reported for the security.
- c. The security had a public credit rating(s) with annual surveillance assigned by an NAIC CRP in its legal capacity as an NRSRO prior to January 1, 2019.
- d. The fund only or predominantly holds bonds in its portfolio.
- e. The current reported NAIC Designation was derived from the public credit rating(s) with annual surveillance assigned by an NAIC CRP in its legal capacity as an NRSRO.
- f. The public credit rating(s) with annual surveillance assigned by an NAIC CRP has not lapsed.

Has the reporting entity assigned FE to Schedule BA non-registered private funds that complied with the above criteria? Yes [] No [X]

37. By rolling/renewing short-term or cash equivalent investments with continued reporting on Schedule DA, Part 1 or Schedule E Part 2 (identified through a code (%) in those investment schedules), the reporting entity is certifying to the following:

- a. The investment is a liquid asset that can be terminated by the reporting entity on the current maturity date.
- b. If the investment is with a nonrelated party or nonaffiliate, then it reflects an arms-length transaction with renewal completed at the discretion of all involved parties.
- c. If the investment is with a related party or affiliate, then the reporting entity has completed robust re-underwriting of the transaction for which documentation is available for regulator review.
- d. Short-term and cash equivalent investments that have been renewed/rolled from the prior period that do not meet the criteria in 37.a - 37.c are reported as long-term investments.

Has the reporting entity rolled/renewed short-term or cash equivalent investments in accordance with these criteria? Yes [] No [] N/A [X]

GENERAL INTERROGATORIES

38.1 Does the reporting entity directly hold cryptocurrencies? Yes [] No [X]

38.2 If the response to 38.1 is yes, on what schedule are they reported?

39.1 Does the reporting entity directly or indirectly accept cryptocurrencies as payments for premiums on policies? Yes [] No [X]

39.2 If the response to 39.1 is yes, are the cryptocurrencies held directly or are they immediately converted to U.S. dollars?
 39.21 Held directly Yes [] No []
 39.22 Immediately converted to U.S. dollars Yes [] No []

39.3 If the response to 38.1 or 39.1 is yes, list all cryptocurrencies accepted for payments of premiums or that are held directly.

1 Name of Cryptocurrency	2 Immediately Converted to USD, Directly Held, or Both	3 Accepted for Payment of Premiums

OTHER

40.1 Amount of payments to trade associations, service organizations and statistical or rating bureaus, if any?\$0

40.2 List the name of the organization and the amount paid if any such payment represented 25% or more of the total payments to trade associations, service organizations and statistical or rating bureaus during the period covered by this statement.

1 Name	2 Amount Paid

41.1 Amount of payments for legal expenses, if any?\$0

41.2 List the name of the firm and the amount paid if any such payment represented 25% or more of the total payments for legal expenses during the period covered by this statement.

1 Name	2 Amount Paid

42.1 Amount of payments for expenditures in connection with matters before legislative bodies, officers or departments of government, if any?\$0

42.2 List the name of the firm and the amount paid if any such payment represented 25% or more of the total payment expenditures in connection with matters before legislative bodies, officers, or departments of government during the period covered by this statement.

1 Name	2 Amount Paid

GENERAL INTERROGATORIES

PART 2 - HEALTH INTERROGATORIES

1.1 Does the reporting entity have any direct Medicare Supplement Insurance in force? Yes [] No [X]

1.2 If yes, indicate premium earned on U.S. business only. \$ 0

1.3 What portion of Item (1.2) is not reported on the Medicare Supplement Insurance Experience Exhibit? \$ 0

1.31 Reason for excluding
.....

1.4 Indicate amount of earned premium attributable to Canadian and/or Other Alien not included in Item (1.2) above \$ 0

1.5 Indicate total incurred claims on all Medicare Supplement Insurance. \$ 0

1.6 Individual policies:

Most current three years:

1.61 Total premium earned \$ 0

1.62 Total incurred claims \$ 0

1.63 Number of covered lives 0

All years prior to most current three years:

1.64 Total premium earned \$ 0

1.65 Total incurred claims \$ 0

1.66 Number of covered lives 0

1.7 Group policies:

Most current three years:

1.71 Total premium earned \$ 0

1.72 Total incurred claims \$ 0

1.73 Number of covered lives 0

All years prior to most current three years:

1.74 Total premium earned \$ 0

1.75 Total incurred claims \$ 0

1.76 Number of covered lives 0

2. Health Test:

		1	2	
		Current Year	Prior Year	
2.1	Premium Numerator	3,636,408,029	3,406,570,090	
2.2	Premium Denominator	3,636,408,029	3,406,570,090	
2.3	Premium Ratio (2.1/2.2)	1.000	1.000	
2.4	Reserve Numerator	503,166,496	599,628,958	
2.5	Reserve Denominator	503,166,496	599,628,958	
2.6	Reserve Ratio (2.4/2.5)	1.000	1.000	

3.1 Has the reporting entity received any endowment or gift from contracting hospitals, physicians, dentists, or others that is agreed will be returned when, as and if the earnings of the reporting entity permits? Yes [] No [X]

3.2 If yes, give particulars:
.....

4.1 Have copies of all agreements stating the period and nature of hospitals', physicians', and dentists' care offered to subscribers and dependents been filed with the appropriate regulatory agency? Yes [X] No []

4.2 If not previously filed, furnish herewith a copy(ies) of such agreement(s). Do these agreements include additional benefits offered? Yes [] No []

5.1 Does the reporting entity have stop-loss reinsurance? Yes [] No [X]

5.2 If no, explain:
UnitedHealthcare Plan of the River Valley, Inc. has no active stop-loss reinsurance agreements. UnitedHealthcare Plan of the River Valley, Inc. only has insolvency only and excess loss reinsurance agreements.

5.3 Maximum retained risk (see instructions)

5.31 Comprehensive Medical \$ 0

5.32 Medical Only \$ 0

5.33 Medicare Supplement \$ 0

5.34 Dental & Vision \$ 0

5.35 Other Limited Benefit Plan \$ 0

5.36 Other \$ 0

6. Describe arrangement which the reporting entity may have to protect subscribers and their dependents against the risk of insolvency including hold harmless provisions, conversion privileges with other carriers, agreements with providers to continue rendering services, and any other agreements:
Hold harmless clauses in provider agreements and continuation of coverage endorsements in reinsurance agreements.

7.1 Does the reporting entity set up its claim liability for provider services on a service date basis?..... Yes [X] No []

7.2 If no, give details
.....

8. Provide the following information regarding participating providers:

8.1 Number of providers at start of reporting year 162,901

8.2 Number of providers at end of reporting year 194,256

9.1 Does the reporting entity have business subject to premium rate guarantees? Yes [] No [X]

9.2 If yes, direct premium earned:

9.21 Business with rate guarantees between 15-36 months.. \$..... 0

9.22 Business with rate guarantees over 36 months \$..... 0

GENERAL INTERROGATORIES

- 10.1 Does the reporting entity have Incentive Pool, Withhold or Bonus Arrangements in its provider contracts? Yes No
- 10.2 If yes:
- | | | |
|--|----|------------|
| 10.21 Maximum amount payable bonuses..... | \$ | 6,518,960 |
| 10.22 Amount actually paid for year bonuses..... | \$ | 16,271,404 |
| 10.23 Maximum amount payable withholds..... | \$ | 2,246,864 |
| 10.24 Amount actually paid for year withholds..... | \$ | 3,699,363 |
- 11.1 Is the reporting entity organized as:
- | | | |
|---|------------------------------|--|
| 11.12 A Medical Group/Staff Model, | Yes <input type="checkbox"/> | No <input checked="" type="checkbox"/> |
| 11.13 An Individual Practice Association (IPA), or, | Yes <input type="checkbox"/> | No <input checked="" type="checkbox"/> |
| 11.14 A Mixed Model (combination of above)? | Yes <input type="checkbox"/> | No <input checked="" type="checkbox"/> |
- 11.2 Is the reporting entity subject to Statutory Minimum Capital and Surplus Requirements? Yes No
- 11.3 If yes, show the name of the state requiring such minimum capital and surplus. Illinois
- 11.4 If yes, show the amount required. \$ 1,500,000
- 11.5 Is this amount included as part of a contingency reserve in stockholder's equity? Yes No
- 11.6 If the amount is calculated, show the calculation
 IL State Statute 215 ILCS 5/13

12. List service areas in which reporting entity is licensed to operate:

1 Name of Service Area
Illinois Counties in Service Area:
Bureau
Carroll
DeWitt
Fulton
Henderson
Henry
Jo Daviess
Knox
La Salle
Lee
Livingston
Marshall
McLean
Mercer
Peoria
Putnam
Rock Island
Stark
Tazewell
Warren
Whiteside
Woodford
Iowa Counties in Service Area: Statewide
Tennessee Counties in Service Area: Statewide
VA Service Area: Commercial Service area includes:
Counties:
Bedford
Bland
Botetourt
Buchanan
Carroll
Craig
Dickenson
Floyd
Franklin
Giles
Grayson
Henry
Lee
Montgomery
Pulaski
Roanoke
Rockbridge
Russell
Scott Smyth
Tazewell
Washington
Wise
Wythe
Cities:
Bedford
Bristol
Buena Vista
Galax
Lexington
Martinsville
Norton
Radford
Roanoke
Salem

ANNUAL STATEMENT FOR THE YEAR 2022 OF THE UnitedHealthcare Plan of the River Valley, Inc.

- 13.1 Do you act as a custodian for health savings accounts? Yes [] No [X]
- 13.2 If yes, please provide the amount of custodial funds held as of the reporting date.\$0
- 13.3 Do you act as an administrator for health savings accounts? Yes [] No [X]
- 13.4 If yes, please provide the balance of funds administered as of the reporting date.\$0
- 14.1 Are any of the captive affiliates reported on Schedule S, Part 3, authorized reinsurers? Yes [] No [] N/A [X]
- 14.2 If the answer to 14.1 is yes, please provide the following:

1 Company Name	2 NAIC Company Code	3 Domiciliary Jurisdiction	4 Reserve Credit	Assets Supporting Reserve Credit		
				5 Letters of Credit	6 Trust Agreements	7 Other

15. Provide the following for individual ordinary life insurance* policies (U.S. business only) for the current year (prior to reinsurance assumed or ceded):
- 15.1 Direct Premium Written \$0
- 15.2 Total Incurred Claims\$0
- 15.3 Number of Covered Lives 0

*Ordinary Life Insurance Includes
Term(whether full underwriting, limited underwriting, jet issue, "short form app")
Whole Life (whether full underwriting, limited underwriting, jet issue, "short form app")
Variable Life (with or without secondary gurarantee)
Universal Life (with or without secondary gurarantee)
Variable Universal Life (with or without secondary gurarantee)

16. Is the reporting entity licensed or chartered, registered, qualified, eligible or writing business in at least two states? Yes [X] No []
- 16.1 If no, does the reporting entity assume reinsurance business that covers risks residing in at least one state other than the state of domicile of the reporting entity? Yes [] No []

FIVE-YEAR HISTORICAL DATA

	1 2022	2 2021	3 2020	4 2019	5 2018
Balance Sheet (Pages 2 and 3)					
1. Total admitted assets (Page 2, Line 28)	1,187,502,039	1,199,215,830	1,374,159,311	1,110,220,730	1,274,736,990
2. Total liabilities (Page 3, Line 24)	829,317,416	776,599,783	726,583,503	494,342,193	811,738,853
3. Statutory minimum capital and surplus requirement	1,500,000	1,800,000	1,800,000	1,800,000	1,800,000
4. Total capital and surplus (Page 3, Line 33)	358,184,623	422,616,047	647,575,808	615,878,537	462,998,137
Income Statement (Page 4)					
5. Total revenues (Line 8)	3,713,027,211	3,282,353,597	3,239,528,030	4,700,996,021	6,121,461,571
6. Total medical and hospital expenses (Line 18)	3,051,244,899	2,598,403,616	2,494,727,606	3,975,512,119	5,450,748,321
7. Claims adjustment expenses (Line 20)	160,807,838	163,305,753	189,467,794	262,030,741	294,120,097
8. Total administrative expenses (Line 21)	347,652,383	292,807,214	323,205,726	306,028,554	470,068,416
9. Net underwriting gain (loss) (Line 24)	153,322,091	227,837,014	232,126,904	162,545,607	(54,734,263)
10. Net investment gain (loss) (Line 27)	18,248,991	12,124,322	14,774,473	27,713,316	17,454,275
11. Total other income (Lines 28 plus 29)	(1,696)	18,850	(13,654)	13,903	(334,880)
12. Net income or (loss) (Line 32)	133,710,233	200,586,206	176,937,177	157,573,036	(29,958,562)
Cash Flow (Page 6)					
13. Net cash from operations (Line 11)	223,698,777	264,200,374	524,900,899	(176,106,192)	123,863,715
Risk-Based Capital Analysis					
14. Total adjusted capital	358,184,623	422,616,047	647,575,808	615,878,537	462,998,137
15. Authorized control level risk-based capital	87,702,948	49,962,921	77,812,002	151,834,149	199,719,863
Enrollment (Exhibit 1)					
16. Total members at end of period (Column 5, Line 7)	626,130	588,566	545,286	508,572	936,930
17. Total members months (Column 6, Line 7)	7,200,005	6,874,079	6,259,849	8,592,372	11,319,913
Operating Percentage (Page 4) (Item divided by Page 4, sum of Lines 2, 3 and 5) x 100.0					
18. Premiums earned plus risk revenue (Line 2 plus Lines 3 and 5)	100.0	100.0	100.0	100.0	100.0
19. Total hospital and medical plus other non-health (Lines 18 plus Line 19)	82.2	79.2	77.0	84.6	89.0
20. Cost containment expenses	3.4	3.7	4.2	4.1	3.1
21. Other claims adjustment expenses	1.0	1.3	1.6	1.5	1.7
22. Total underwriting deductions (Line 23)	95.9	93.1	92.8	96.5	100.9
23. Total underwriting gain (loss) (Line 24)	4.1	6.9	7.2	3.5	(0.9)
Unpaid Claims Analysis (U&I Exhibit, Part 2B)					
24. Total claims incurred for prior years (Line 17, Col. 5)	240,066,874	170,142,335	197,891,430	476,793,994	438,557,418
25. Estimated liability of unpaid claims-[prior year (Line 17, Col. 6)]	238,682,473	228,329,918	236,367,465	516,987,281	430,632,151
Investments In Parent, Subsidiaries and Affiliates					
26. Affiliated bonds (Sch. D Summary, Line 12, Col. 1)	0	0	0	0	0
27. Affiliated preferred stocks (Sch. D Summary, Line 18, Col. 1)	0	0	0	0	0
28. Affiliated common stocks (Sch. D Summary, Line 24, Col. 1)	0	0	0	0	0
29. Affiliated short-term investments (subtotal included in Schedule DA Verification, Col. 5, Line 10)	0	0	0	0	0
30. Affiliated mortgage loans on real estate	0	0	0	0	0
31. All other affiliated	0	0	0	0	0
32. Total of above Lines 26 to 31	0	0	0	0	0
33. Total investment in parent included in Lines 26 to 31 above.	0	0	0	0	0

NOTE: If a party to a merger, have the two most recent years of this exhibit been restated due to a merger in compliance with the disclosure requirements of SSAP No. 3, Accounting Changes and Correction of Errors? Yes [] No []
 If no, please explain:



ANNUAL STATEMENT FOR THE YEAR 2022 OF THE UnitedHealthcare Plan of the River Valley, Inc.

EXHIBIT OF PREMIUMS, ENROLLMENT AND UTILIZATION (a)

REPORT FOR: 1. CORPORATION

UnitedHealthcare Plan of the River Valley, Inc.

2. Moline, IL

NAIC Group Code	0707	BUSINESS IN THE STATE OF		DURING THE YEAR										(LOCATION)			
		Illinois		2022										NAIC Company Code			
		1	Comprehensive (Hospital & Medical)		4	5	6	7	8	9	10	11	12	13	14		
Total	2	3	Medicare Supplement	Vision Only	Dental Only	Federal Employees Health Benefits Plan	Title XVIII Medicare	Title XIX Medicaid	Credit A&H	Disability Income	Long-Term Care	Other Health	Other Non-Health				
Total Members at end of:																	
1. Prior Year	595	0	595	0	0	0	0	0	0	0	0	0	0	0			
2. First Quarter	514	0	514	0	0	0	0	0	0	0	0	0	0	0			
3. Second Quarter	449	0	449	0	0	0	0	0	0	0	0	0	0	0			
4. Third Quarter	396	0	396	0	0	0	0	0	0	0	0	0	0	0			
5. Current Year	353	0	353	0	0	0	0	0	0	0	0	0	0	0			
6. Current Year Member Months	5,348	0	5,348	0	0	0	0	0	0	0	0	0	0	0			
Total Member Ambulatory Encounters for Year:																	
7. Physician	3,214	0	3,214	0	0	0	0	0	0	0	0	0	0	0			
8. Non-Physician	234	0	234	0	0	0	0	0	0	0	0	0	0	0			
9. Total	3,448	0	3,448	0	0	0	0	0	0	0	0	0	0	0			
10. Hospital Patient Days Incurred	631	0	631	0	0	0	0	0	0	0	0	0	0	0			
11. Number of Inpatient Admissions	170	0	170	0	0	0	0	0	0	0	0	0	0	0			
12. Health Premiums Written (b)	5,889,486	0	5,889,851	0	0	0	0	(365)	0	0	0	0	0	0			
13. Life Premiums Direct	0	0	0	0	0	0	0	0	0	0	0	0	0	0			
14. Property/Casualty Premiums Written	0	0	0	0	0	0	0	0	0	0	0	0	0	0			
15. Health Premiums Earned	5,887,944	0	5,889,851	0	0	0	0	(1,907)	0	0	0	0	0	0			
16. Property/Casualty Premiums Earned	0	0	0	0	0	0	0	0	0	0	0	0	0	0			
17. Amount Paid for Provision of Health Care Services	7,856,117	0	7,857,805	0	0	0	0	(1,688)	0	0	0	0	0	0			
18. Amount Incurred for Provision of Health Care Services	8,208,823	0	8,216,463	0	0	0	0	(7,640)	0	0	0	0	0	0			

(a) For health business: number of persons insured under PPO managed care products0 and number of persons insured under indemnity only products0 .

(b) For health premiums written: amount of Medicare Title XVIII exempt from state taxes or fees \$ (365)

30.1L



ANNUAL STATEMENT FOR THE YEAR 2022 OF THE UnitedHealthcare Plan of the River Valley, Inc.

EXHIBIT OF PREMIUMS, ENROLLMENT AND UTILIZATION (a)

REPORT FOR: 1. CORPORATION

UnitedHealthcare Plan of the River Valley, Inc.

2. Moline, IL

NAIC Group Code	0707	BUSINESS IN THE STATE OF		DURING THE YEAR										(LOCATION)			
		Iowa		2022										NAIC Company Code			
		95378		1	Comprehensive (Hospital & Medical)		4	5	6	7	8	9	10	11	12	13	14
	Total	2 Individual	3 Group	Medicare Supplement	Vision Only	Dental Only	Federal Employees Health Benefits Plan	Title XVIII Medicare	Title XIX Medicaid	Credit A&H	Disability Income	Long-Term Care	Other Health	Other Non-Health			
Total Members at end of:																	
1. Prior Year	15,273	0	15,273	0	0	0	0	0	0	0	0	0	0	0	0		
2. First Quarter	14,554	0	14,554	0	0	0	0	0	0	0	0	0	0	0	0		
3. Second Quarter	14,262	0	14,262	0	0	0	0	0	0	0	0	0	0	0	0		
4. Third Quarter	13,748	0	13,748	0	0	0	0	0	0	0	0	0	0	0	0		
5. Current Year	13,373	0	13,373	0	0	0	0	0	0	0	0	0	0	0	0		
6. Current Year Member Months	168,167	0	168,167	0	0	0	0	0	0	0	0	0	0	0	0		
Total Member Ambulatory Encounters for Year:																	
7. Physician	139,835	0	139,835	0	0	0	0	0	0	0	0	0	0	0	0		
8. Non-Physician	5,479	0	5,479	0	0	0	0	0	0	0	0	0	0	0	0		
9. Total	145,314	0	145,314	0	0	0	0	0	0	0	0	0	0	0	0		
10. Hospital Patient Days Incurred	1,620	0	1,620	0	0	0	0	0	0	0	0	0	0	0	0		
11. Number of Inpatient Admissions	436	0	436	0	0	0	0	0	0	0	0	0	0	0	0		
12. Health Premiums Written (b)	84,270,683	0	84,270,798	0	0	0	0	(115)	0	0	0	0	0	0	0		
13. Life Premiums Direct	0	0	0	0	0	0	0	0	0	0	0	0	0	0	0		
14. Property/Casualty Premiums Written	0	0	0	0	0	0	0	0	0	0	0	0	0	0	0		
15. Health Premiums Earned	86,519,500	0	86,491,492	0	0	0	0	28,008	0	0	0	0	0	0	0		
16. Property/Casualty Premiums Earned	0	0	0	0	0	0	0	0	0	0	0	0	0	0	0		
17. Amount Paid for Provision of Health Care Services	67,387,401	(48,024)	68,588,382	0	0	0	(993)	(67,222)	(1,084,742)	0	0	0	0	0	0		
18. Amount Incurred for Provision of Health Care Services	66,001,153	(52,435)	67,514,442	0	0	0	(5,605)	(86,210)	(1,369,039)	0	0	0	0	0	0		

(a) For health business: number of persons insured under PPO managed care products0 and number of persons insured under indemnity only products0 .

(b) For health premiums written: amount of Medicare Title XVIII exempt from state taxes or fees \$ (115)

301A



ANNUAL STATEMENT FOR THE YEAR 2022 OF THE UnitedHealthcare Plan of the River Valley, Inc.

EXHIBIT OF PREMIUMS, ENROLLMENT AND UTILIZATION (a)

REPORT FOR: 1. CORPORATION

UnitedHealthcare Plan of the River Valley, Inc.

2. Moline, IL

NAIC Group Code	0707	BUSINESS IN THE STATE OF Tennessee		DURING THE YEAR 2022										(LOCATION)		
		Comprehensive (Hospital & Medical)		4 Medicare Supplement	5 Vision Only	6 Dental Only	7 Federal Employees Health Benefits Plan	8 Title XVIII Medicare	9 Title XIX Medicaid	10 Credit A&H	11 Disability Income	12 Long-Term Care	13 Other Health	14 Other Non-Health	NAIC Company Code	95378
		2 Individual	3 Group													
		Total														
Total Members at end of:																
1.	Prior Year	569,815	14,358	81	0	0	0	0	65,234	490,142	0	0	0	0	0	
2.	First Quarter	580,326	13,902	78	0	0	0	0	69,107	497,239	0	0	0	0	0	
3.	Second Quarter	589,677	13,008	77	0	0	0	0	71,667	504,925	0	0	0	0	0	
4.	Third Quarter	600,560	13,208	80	0	0	0	0	74,360	512,912	0	0	0	0	0	
5.	Current Year	609,271	13,403	82	0	0	0	0	75,585	520,201	0	0	0	0	0	
6.	Current Year Member Months	6,991,308	160,501	947	0	0	0	0	858,778	5,971,082	0	0	0	0	0	
Total Member Ambulatory Encounters for Year:																
7.	Physician	6,137,532	94,908	1,055	0	0	0	0	2,028,729	4,012,840	0	0	0	0	0	
8.	Non-Physician	3,203,775	37,223	51	0	0	0	0	1,108,304	2,058,197	0	0	0	0	0	
9.	Total	9,341,307	132,131	1,106	0	0	0	0	3,137,033	6,071,037	0	0	0	0	0	
10.	Hospital Patient Days Incurred	1,505,528	5,384	25	0	0	0	0	115,014	1,385,105	0	0	0	0	0	
11.	Number of Inpatient Admissions	100,638	2,013	7	0	0	0	0	17,341	81,277	0	0	0	0	0	
12.	Health Premiums Written (b)	3,531,577,605	33,205,132	687,915	0	0	0	0	1,411,223,361	2,086,461,197	0	0	0	0	0	
13.	Life Premiums Direct	0	0	0	0	0	0	0	0	0	0	0	0	0	0	
14.	Property/Casualty Premiums Written	0	0	0	0	0	0	0	0	0	0	0	0	0	0	
15.	Health Premiums Earned	3,605,722,750	29,504,803	687,915	0	0	0	0	1,461,035,146	2,114,494,886	0	0	0	0	0	
16.	Property/Casualty Premiums Earned	0	0	0	0	0	0	0	0	0	0	0	0	0	0	
17.	Amount Paid for Provision of Health Care Services	2,950,028,173	26,530,701	544,272	0	0	0	0	1,196,157,633	1,726,795,567	0	0	0	0	0	
18.	Amount Incurred for Provision of Health Care Services	2,962,770,401	26,677,253	609,176	0	0	0	0	1,187,227,263	1,748,256,709	0	0	0	0	0	

(a) For health business: number of persons insured under PPO managed care products0 and number of persons insured under indemnity only products0 .

(b) For health premiums written: amount of Medicare Title XVIII exempt from state taxes or fees \$1,411,223,361

30.TN



ANNUAL STATEMENT FOR THE YEAR 2022 OF THE UnitedHealthcare Plan of the River Valley, Inc.

EXHIBIT OF PREMIUMS, ENROLLMENT AND UTILIZATION (a)

REPORT FOR: 1. CORPORATION

UnitedHealthcare Plan of the River Valley, Inc.

2. Moline, IL

NAIC Group Code	0707		BUSINESS IN THE STATE OF		DURING THE YEAR										(LOCATION)	
	1		Virginia		2022										NAIC Company Code	
	Total	Comprehensive (Hospital & Medical)		4 Medicare Supplement	5 Vision Only	6 Dental Only	7 Federal Employees Health Benefits Plan	8 Title XVIII Medicare	9 Title XIX Medicaid	10 Credit A&H	11 Disability Income	12 Long-Term Care	13 Other Health	14 Other Non-Health		
2 Individual		3 Group														
Total Members at end of:																
1. Prior Year	2,883	0	2,883	0	0	0	0	0	0	0	0	0	0	0		
2. First Quarter	2,743	0	2,743	0	0	0	0	0	0	0	0	0	0	0		
3. Second Quarter	2,801	0	2,801	0	0	0	0	0	0	0	0	0	0	0		
4. Third Quarter	3,125	0	3,125	0	0	0	0	0	0	0	0	0	0	0		
5. Current Year	3,133	0	3,133	0	0	0	0	0	0	0	0	0	0	0		
6. Current Year Member Months	35,182	0	35,182	0	0	0	0	0	0	0	0	0	0	0		
Total Member Ambulatory Encounters for Year:																
7. Physician	28,606	0	28,606	0	0	0	0	0	0	0	0	0	0	0		
8. Non-Physician	1,498	0	1,498	0	0	0	0	0	0	0	0	0	0	0		
9. Total	30,104	0	30,104	0	0	0	0	0	0	0	0	0	0	0		
10. Hospital Patient Days Incurred	304	0	304	0	0	0	0	0	0	0	0	0	0	0		
11. Number of Inpatient Admissions	82	0	82	0	0	0	0	0	0	0	0	0	0	0		
12. Health Premiums Written (b)	18,360,920	0	18,360,920	0	0	0	0	0	0	0	0	0	0	0		
13. Life Premiums Direct	0	0	0	0	0	0	0	0	0	0	0	0	0	0		
14. Property/Casualty Premiums Written	0	0	0	0	0	0	0	0	0	0	0	0	0	0		
15. Health Premiums Earned	18,587,682	0	18,587,682	0	0	0	0	0	0	0	0	0	0	0		
16. Property/Casualty Premiums Earned	0	0	0	0	0	0	0	0	0	0	0	0	0	0		
17. Amount Paid for Provision of Health Care Services	14,309,529	0	14,315,836	0	0	0	0	(6,307)	0	0	0	0	0	0		
18. Amount Incurred for Provision of Health Care Services	14,264,522	0	14,270,123	0	0	0	0	(5,601)	0	0	0	0	0	0		

(a) For health business: number of persons insured under PPO managed care products0 and number of persons insured under indemnity only products0 .

(b) For health premiums written: amount of Medicare Title XVIII exempt from state taxes or fees \$0

30 VA



ANNUAL STATEMENT FOR THE YEAR 2022 OF THE UnitedHealthcare Plan of the River Valley, Inc.

EXHIBIT OF PREMIUMS, ENROLLMENT AND UTILIZATION (a)

REPORT FOR: 1. CORPORATION

UnitedHealthcare Plan of the River Valley, Inc.

2. Moline, IL

NAIC Group Code	0707	BUSINESS IN THE STATE OF		Grand Total	DURING THE YEAR										(LOCATION)		
		Comprehensive (Hospital & Medical)			4	5	6	7	8	9	10	11	12	13	14	NAIC Company Code	95378
		2	3														
Total	Individual	Group															
Total Members at end of:																	
1. Prior Year	588,566	14,358	18,832	0	0	0	0	65,234	490,142	0	0	0	0	0	0	0	
2. First Quarter	598,137	13,902	17,889	0	0	0	0	69,107	497,239	0	0	0	0	0	0	0	
3. Second Quarter	607,189	13,008	17,589	0	0	0	0	71,667	504,925	0	0	0	0	0	0	0	
4. Third Quarter	617,829	13,208	17,349	0	0	0	0	74,360	512,912	0	0	0	0	0	0	0	
5. Current Year	626,130	13,403	16,941	0	0	0	0	75,585	520,201	0	0	0	0	0	0	0	
6. Current Year Member Months	7,200,005	160,501	209,644	0	0	0	0	858,778	5,971,082	0	0	0	0	0	0	0	
Total Member Ambulatory Encounters for Year:																	
7. Physician	6,309,187	94,908	172,710	0	0	0	0	2,028,729	4,012,840	0	0	0	0	0	0	0	
8. Non-Physician	3,210,986	37,223	7,262	0	0	0	0	1,108,304	2,058,197	0	0	0	0	0	0	0	
9. Total	9,520,173	132,131	179,972	0	0	0	0	3,137,033	6,071,037	0	0	0	0	0	0	0	
10. Hospital Patient Days Incurred	1,508,083	5,384	2,580	0	0	0	0	115,014	1,385,105	0	0	0	0	0	0	0	
11. Number of Inpatient Admissions	101,326	2,013	695	0	0	0	0	17,341	81,277	0	0	0	0	0	0	0	
12. Health Premiums Written (b)	3,640,098,694	33,205,132	109,209,484	0	0	0	0	1,411,222,881	2,086,461,197	0	0	0	0	0	0	0	
13. Life Premiums Direct	0	0	0	0	0	0	0	0	0	0	0	0	0	0	0	0	
14. Property/Casualty Premiums Written	0	0	0	0	0	0	0	0	0	0	0	0	0	0	0	0	
15. Health Premiums Earned	3,716,717,876	29,504,803	111,656,940	0	0	0	0	1,461,061,247	2,114,494,886	0	0	0	0	0	0	0	
16. Property/Casualty Premiums Earned	0	0	0	0	0	0	0	0	0	0	0	0	0	0	0	0	
17. Amount Paid for Provision of Health Care Services	3,039,581,220	26,482,677	91,306,295	0	0	0	(993)	1,196,082,416	1,725,710,825	0	0	0	0	0	0	0	
18. Amount Incurred for Provision of Health Care Services	3,051,244,899	26,624,818	90,610,204	0	0	0	(5,605)	1,187,127,812	1,746,887,670	0	0	0	0	0	0	0	

(a) For health business: number of persons insured under PPO managed care products0 and number of persons insured under indemnity only products0

(b) For health premiums written: amount of Medicare Title XVIII exempt from state taxes or fees \$1,411,222,881

30 GT

Schedule S - Part 1 - Section 2

NONE

Schedule S - Part 2

NONE

ANNUAL STATEMENT FOR THE YEAR 2022 OF THE UnitedHealthcare Plan of the River Valley, Inc.

SCHEDULE S - PART 3 - SECTION 2

Reinsurance Ceded Accident and Health Insurance Listed by Reinsuring Company as of December 31, Current Year

1 NAIC Company Code	2 ID Number	3 Effective Date	4 Name of Company	5 Domi- ciliary Juris- diction	6 Type of Reinsurance Ceded	7 Type of Business Ceded	8 Premiums	9 Unearned Premiums (Estimated)	10 Reserve Credit Taken Other than for Unearned Premiums	Outstanding Surplus Relief		13 Modified Coinsurance Reserve	14 Funds Withheld Under Coinsurance
										11 Current Year	12 Prior Year		
79413	36-2739571	07/01/2008	UnitedHealthcare Insurance Company	CT	OTH/G	CMM	108,044	0	0	0	0	0	0
79413	36-2739571	07/01/2008	UnitedHealthcare Insurance Company	CT	OTH/G	MC	2,108,827	0	0	0	0	0	0
79413	36-2739571	07/01/2008	UnitedHealthcare Insurance Company	CT	OTH/G	MR	1,448,692	0	0	0	0	0	0
79413	36-2739571	07/01/2008	UnitedHealthcare Insurance Company	CT	OTH/G	SCHIP	25,102	0	0	0	0	0	0
0299999. General Account - Authorized U.S. Affiliates - Other							3,690,665	0	0	0	0	0	0
0399999. Total General Account - Authorized U.S. Affiliates							3,690,665	0	0	0	0	0	0
0699999. Total General Account - Authorized Non-U.S. Affiliates							0	0	0	0	0	0	0
0799999. Total General Account - Authorized Affiliates							3,690,665	0	0	0	0	0	0
1099999. Total General Account - Authorized Non-Affiliates							0	0	0	0	0	0	0
1199999. Total General Account Authorized							3,690,665	0	0	0	0	0	0
1499999. Total General Account - Unauthorized U.S. Affiliates							0	0	0	0	0	0	0
1799999. Total General Account - Unauthorized Non-U.S. Affiliates							0	0	0	0	0	0	0
1899999. Total General Account - Unauthorized Affiliates							0	0	0	0	0	0	0
2199999. Total General Account - Unauthorized Non-Affiliates							0	0	0	0	0	0	0
2299999. Total General Account Unauthorized							0	0	0	0	0	0	0
2599999. Total General Account - Certified U.S. Affiliates							0	0	0	0	0	0	0
2899999. Total General Account - Certified Non-U.S. Affiliates							0	0	0	0	0	0	0
2999999. Total General Account - Certified Affiliates							0	0	0	0	0	0	0
3299999. Total General Account - Certified Non-Affiliates							0	0	0	0	0	0	0
3399999. Total General Account Certified							0	0	0	0	0	0	0
3699999. Total General Account - Reciprocal Jurisdiction U.S. Affiliates							0	0	0	0	0	0	0
3999999. Total General Account - Reciprocal Jurisdiction Non-U.S. Affiliates							0	0	0	0	0	0	0
4099999. Total General Account - Reciprocal Jurisdiction Affiliates							0	0	0	0	0	0	0
4399999. Total General Account - Reciprocal Jurisdiction Non-Affiliates							0	0	0	0	0	0	0
4499999. Total General Account Reciprocal Jurisdiction							0	0	0	0	0	0	0
4599999. Total General Account Authorized, Unauthorized, Reciprocal Jurisdiction and Certified							3,690,665	0	0	0	0	0	0
4899999. Total Separate Accounts - Authorized U.S. Affiliates							0	0	0	0	0	0	0
5199999. Total Separate Accounts - Authorized Non-U.S. Affiliates							0	0	0	0	0	0	0
5299999. Total Separate Accounts - Authorized Affiliates							0	0	0	0	0	0	0
5599999. Total Separate Accounts - Authorized Non-Affiliates							0	0	0	0	0	0	0
5699999. Total Separate Accounts Authorized							0	0	0	0	0	0	0
5999999. Total Separate Accounts - Unauthorized U.S. Affiliates							0	0	0	0	0	0	0
6299999. Total Separate Accounts - Unauthorized Non-U.S. Affiliates							0	0	0	0	0	0	0
6399999. Total Separate Accounts - Unauthorized Affiliates							0	0	0	0	0	0	0
6699999. Total Separate Accounts - Unauthorized Non-Affiliates							0	0	0	0	0	0	0
6799999. Total Separate Accounts Unauthorized							0	0	0	0	0	0	0
7099999. Total Separate Accounts - Certified U.S. Affiliates							0	0	0	0	0	0	0
7399999. Total Separate Accounts - Certified Non-U.S. Affiliates							0	0	0	0	0	0	0
7499999. Total Separate Accounts - Certified Affiliates							0	0	0	0	0	0	0
7799999. Total Separate Accounts - Certified Non-Affiliates							0	0	0	0	0	0	0
7899999. Total Separate Accounts Certified							0	0	0	0	0	0	0
8199999. Total Separate Accounts - Reciprocal Jurisdiction U.S. Affiliates							0	0	0	0	0	0	0
8499999. Total Separate Accounts - Reciprocal Jurisdiction Non-U.S. Affiliates							0	0	0	0	0	0	0
8599999. Total Separate Accounts - Reciprocal Jurisdiction Affiliates							0	0	0	0	0	0	0
8899999. Total Separate Accounts - Reciprocal Jurisdiction Non-Affiliates							0	0	0	0	0	0	0
8999999. Total Separate Accounts Reciprocal Jurisdiction							0	0	0	0	0	0	0
9099999. Total Separate Accounts Authorized, Unauthorized, Reciprocal Jurisdiction and Certified							0	0	0	0	0	0	0
9199999. Total U.S. (Sum of 0399999, 0899999, 1499999, 1999999, 2599999, 3099999, 3699999, 4199999, 4899999, 5399999, 5999999, 6499999, 7099999, 7599999, 8199999 and 8699999)							3,690,665	0	0	0	0	0	0
9299999. Total Non-U.S. (Sum of 0699999, 0999999, 1799999, 2099999, 2899999, 3199999, 3999999, 4299999, 5199999, 5499999, 6299999, 6599999, 7399999, 7699999, 8499999 and 8799999)							0	0	0	0	0	0	0
9999999 - Totals							3,690,665	0	0	0	0	0	0

Schedule S - Part 4

NONE

Schedule S - Part 4 - Bank Footnote

NONE

Schedule S - Part 5

NONE

Schedule S - Part 5 - Bank Footnote

NONE

SCHEDULE S - PART 6

Five Year Exhibit of Reinsurance Ceded Business (\$000 Omitted)

	1 2022	2 2021	3 2020	4 2019	5 2018
A. OPERATIONS ITEMS					
1. Premiums	133	159	130	169	223
2. Title XVIII - Medicare	1,449	1,253	1,161	1,087	913
3. Title XIX - Medicaid	2,109	1,908	1,997	3,466	4,974
4. Commissions and reinsurance expense allowance	0	0	0	0	0
5. Total hospital and medical expenses	0	0	0	0	0
B. BALANCE SHEET ITEMS					
6. Premiums receivable	268	234	258	329	554
7. Claims payable	0	0	0	0	0
8. Reinsurance recoverable on paid losses	0	0	0	0	0
9. Experience rating refunds due or unpaid	0	0	0	0	0
10. Commissions and reinsurance expense allowances due	0	0	0	0	0
11. Unauthorized reinsurance offset	0	0	0	0	0
12. Offset for reinsurance with Certified Reinsurers	0	0	0	0	0
C. UNAUTHORIZED REINSURANCE (DEPOSITS BY AND FUNDS WITHHELD FROM)					
13. Funds deposited by and withheld from (F)	0	0	0	0	0
14. Letters of credit (L)	0	0	0	0	0
15. Trust agreements (T)	0	0	0	0	0
16. Other (O)	0	0	0	0	0
D. REINSURANCE WITH CERTIFIED REINSURERS (DEPOSITS BY AND FUNDS WITHHELD FROM)					
17. Multiple Beneficiary Trust	0	0	0	0	0
18. Funds deposited by and withheld from (F)	0	0	0	0	0
19. Letters of credit (L)	0	0	0	0	0
20. Trust agreements (T)	0	0	0	0	0
21. Other (O)	0	0	0	0	0

SCHEDULE S - PART 7

Restatement of Balance Sheet to Identify Net Credit For Ceded Reinsurance

	1 As Reported (net of ceded)	2 Restatement Adjustments	3 Restated (gross of ceded)
ASSETS (Page 2, Col. 3)			
1. Cash and invested assets (Line 12)	1,007,106,260	0	1,007,106,260
2. Accident and health premiums due and unpaid (Line 15)	49,591,088	0	49,591,088
3. Amounts recoverable from reinsurers (Line 16.1)	0	0	0
4. Net credit for ceded reinsurance	XXX	(268,158)	(268,158)
5. All other admitted assets (Balance)	130,804,691	0	130,804,691
6. Total assets (Line 28)	1,187,502,039	(268,158)	1,187,233,881
LIABILITIES, CAPITAL AND SURPLUS (Page 3)			
7. Claims unpaid (Line 1)	333,552,551	0	333,552,551
8. Accrued medical incentive pool and bonus payments (Line 2)	6,518,960	0	6,518,960
9. Premiums received in advance (Line 8)	81,960,839	0	81,960,839
10. Funds held under reinsurance treaties with authorized and unauthorized reinsurers (Line 19 first inset amount plus second inset amount)	0	0	0
11. Reinsurance in unauthorized companies (Line 20 minus inset amount)	0	0	0
12. Reinsurance with Certified Reinsurers (Line 20 inset amount)	0	0	0
13. Funds held under reinsurance treaties with Certified Reinsurers (Line 19 third inset amount)	0	0	0
14. All other liabilities (Balance)	407,285,066	(268,158)	407,016,908
15. Total liabilities (Line 24)	829,317,416	(268,158)	829,049,258
16. Total capital and surplus (Line 33)	358,184,623	XXX	358,184,623
17. Total liabilities, capital and surplus (Line 34)	1,187,502,039	(268,158)	1,187,233,881
NET CREDIT FOR CEDED REINSURANCE			
18. Claims unpaid	0		
19. Accrued medical incentive pool	0		
20. Premiums received in advance	0		
21. Reinsurance recoverable on paid losses	0		
22. Other ceded reinsurance recoverables	0		
23. Total ceded reinsurance recoverables	0		
24. Premiums receivable	0		
25. Funds held under reinsurance treaties with authorized and unauthorized reinsurers	0		
26. Unauthorized reinsurance	0		
27. Reinsurance with Certified Reinsurers	0		
28. Funds held under reinsurance treaties with Certified Reinsurers	0		
29. Other ceded reinsurance payables/offsets	268,158		
30. Total ceded reinsurance payables/offsets	268,158		
31. Total net credit for ceded reinsurance	(268,158)		

SCHEDULE T PREMIUMS AND OTHER CONSIDERATIONS

Allocated by States and Territories

States, etc.	1 Active Status (a)	Direct Business Only								
		2 Accident and Health Premiums	3 Medicare Title XVIII	4 Medicaid Title XIX	5 CHIP Title XXI	6 Federal Employees Health Benefits Program Premiums	7 Life and Annuity Premiums & Other Considerations	8 Property/Casualty Premiums	9 Total Columns 2 Through 8	10 Deposit-Type Contracts
1. Alabama	AL	.N	0	0	0	0	0	0	0	0
2. Alaska	AK	.N	0	0	0	0	0	0	0	0
3. Arizona	AZ	.N	0	0	0	0	0	0	0	0
4. Arkansas	AR	.N	0	0	0	0	0	0	0	0
5. California	CA	.N	0	0	0	0	0	0	0	0
6. Colorado	CO	.N	0	0	0	0	0	0	0	0
7. Connecticut	CT	.N	0	0	0	0	0	0	0	0
8. Delaware	DE	.N	0	0	0	0	0	0	0	0
9. District of Columbia	DC	.N	0	0	0	0	0	0	0	0
10. Florida	FL	.N	0	0	0	0	0	0	0	0
11. Georgia	GA	.N	0	0	0	0	0	0	0	0
12. Hawaii	HI	.N	0	0	0	0	0	0	0	0
13. Idaho	ID	.N	0	0	0	0	0	0	0	0
14. Illinois	IL	L	5,889,851	(365)	0	0	0	0	5,889,486	0
15. Indiana	IN	.N	0	0	0	0	0	0	0	0
16. Iowa	IA	L	84,270,798	(115)	0	0	0	0	84,270,683	0
17. Kansas	KS	.N	0	0	0	0	0	0	0	0
18. Kentucky	KY	.N	0	0	0	0	0	0	0	0
19. Louisiana	LA	.N	0	0	0	0	0	0	0	0
20. Maine	ME	.N	0	0	0	0	0	0	0	0
21. Maryland	MD	.N	0	0	0	0	0	0	0	0
22. Massachusetts	MA	.N	0	0	0	0	0	0	0	0
23. Michigan	MI	.N	0	0	0	0	0	0	0	0
24. Minnesota	MN	.N	0	0	0	0	0	0	0	0
25. Mississippi	MS	.N	0	0	0	0	0	0	0	0
26. Missouri	MO	.N	0	0	0	0	0	0	0	0
27. Montana	MT	.N	0	0	0	0	0	0	0	0
28. Nebraska	NE	.N	0	0	0	0	0	0	0	0
29. Nevada	NV	.N	0	0	0	0	0	0	0	0
30. New Hampshire	NH	.N	0	0	0	0	0	0	0	0
31. New Jersey	NJ	.N	0	0	0	0	0	0	0	0
32. New Mexico	NM	.N	0	0	0	0	0	0	0	0
33. New York	NY	.N	0	0	0	0	0	0	0	0
34. North Carolina	NC	.N	0	0	0	0	0	0	0	0
35. North Dakota	ND	.N	0	0	0	0	0	0	0	0
36. Ohio	OH	.N	0	0	0	0	0	0	0	0
37. Oklahoma	OK	.N	0	0	0	0	0	0	0	0
38. Oregon	OR	.N	0	0	0	0	0	0	0	0
39. Pennsylvania	PA	.N	0	0	0	0	0	0	0	0
40. Rhode Island	RI	.N	0	0	0	0	0	0	0	0
41. South Carolina	SC	.N	0	0	0	0	0	0	0	0
42. South Dakota	SD	.N	0	0	0	0	0	0	0	0
43. Tennessee	TN	L	687,915	1,411,223,361	2,086,461,197	33,205,132	0	0	3,531,577,605	0
44. Texas	TX	.N	0	0	0	0	0	0	0	0
45. Utah	UT	.N	0	0	0	0	0	0	0	0
46. Vermont	VT	.N	0	0	0	0	0	0	0	0
47. Virginia	VA	L	18,360,920	0	0	0	0	0	18,360,920	0
48. Washington	WA	.N	0	0	0	0	0	0	0	0
49. West Virginia	WV	.N	0	0	0	0	0	0	0	0
50. Wisconsin	WI	.N	0	0	0	0	0	0	0	0
51. Wyoming	WY	.N	0	0	0	0	0	0	0	0
52. American Samoa	AS	.N	0	0	0	0	0	0	0	0
53. Guam	GU	.N	0	0	0	0	0	0	0	0
54. Puerto Rico	PR	.N	0	0	0	0	0	0	0	0
55. U.S. Virgin Islands	VI	.N	0	0	0	0	0	0	0	0
56. Northern Mariana Islands	MP	.N	0	0	0	0	0	0	0	0
57. Canada	CAN	.N	0	0	0	0	0	0	0	0
58. Aggregate Other Aliens	OT	.XXX	0	0	0	0	0	0	0	0
59. Subtotal	.XXX	109,209,484	1,411,222,881	2,086,461,197	33,205,132	0	0	0	3,640,098,694	0
60. Reporting Entity Contributions for Employee Benefit Plans	.XXX	0	0	0	0	0	0	0	0	0
61. Totals (Direct Business)	.XXX	109,209,484	1,411,222,881	2,086,461,197	33,205,132	0	0	0	3,640,098,694	0
DETAILS OF WRITE-INS										
58001.	.XXX	0	0	0	0	0	0	0	0	0
58002.	.XXX	0	0	0	0	0	0	0	0	0
58003.	.XXX	0	0	0	0	0	0	0	0	0
58998. Summary of remaining write-ins for Line 58 from overflow page	.XXX	0	0	0	0	0	0	0	0	0
58999. Totals (Lines 58001 through 58003 plus 58998)(Line 58 above)	.XXX	0	0	0	0	0	0	0	0	0

(a) Active Status Counts:

- 1. L - Licensed or Chartered - Licensed insurance carrier or domiciled RRG..... 4
- 2. R - Registered - Non-domiciled RRGs..... 0
- 3. E - Eligible - Reporting entities eligible or approved to write surplus lines in the state. 0
- 4. Q - Qualified - Qualified or accredited reinsurer..... 0
- 5. N - None of the above - Not allowed to write business in the state..... 53

(b) Explanation of basis of allocation by states, premiums by state, etc.
 Premiums are allocated by state based upon geographic market.

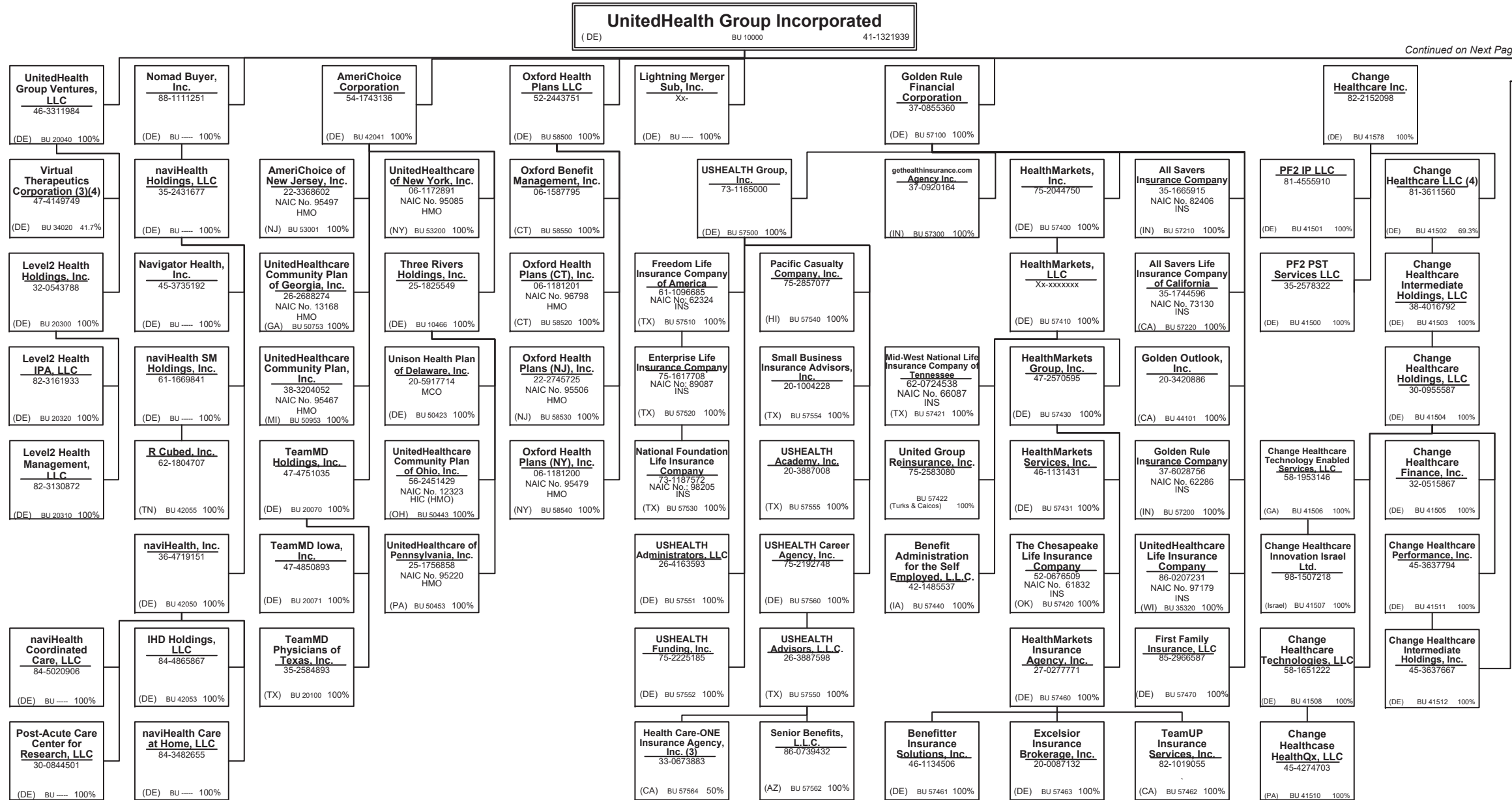
**SCHEDULE T - PART 2
INTERSTATE COMPACT - EXHIBIT OF PREMIUMS WRITTEN**

Allocated by States and Territories

States, Etc.		Direct Business Only					6 Totals
		1 Life (Group and Individual)	2 Annuities (Group and Individual)	3 Disability Income (Group and Individual)	4 Long-Term Care (Group and Individual)	5 Deposit-Type Contracts	
1. Alabama	AL						
2. Alaska	AK						
3. Arizona	AZ						
4. Arkansas	AR						
5. California	CA						
6. Colorado	CO						
7. Connecticut	CT						
8. Delaware	DE						
9. District of Columbia	DC						
10. Florida	FL						
11. Georgia	GA						
12. Hawaii	HI						
13. Idaho	ID						
14. Illinois	IL						
15. Indiana	IN						
16. Iowa	IA						
17. Kansas	KS						
18. Kentucky	KY						
19. Louisiana	LA						
20. Maine	ME						
21. Maryland	MD						
22. Massachusetts	MA						
23. Michigan	MI						
24. Minnesota	MN						
25. Mississippi	MS						
26. Missouri	MO						
27. Montana	MT						
28. Nebraska	NE						
29. Nevada	NV						
30. New Hampshire	NH						
31. New Jersey	NJ						
32. New Mexico	NM						
33. New York	NY						
34. North Carolina	NC						
35. North Dakota	ND						
36. Ohio	OH						
37. Oklahoma	OK						
38. Oregon	OR						
39. Pennsylvania	PA						
40. Rhode Island	RI						
41. South Carolina	SC						
42. South Dakota	SD						
43. Tennessee	TN						
44. Texas	TX						
45. Utah	UT						
46. Vermont	VT						
47. Virginia	VA						
48. Washington	WA						
49. West Virginia	WV						
50. Wisconsin	WI						
51. Wyoming	WY						
52. American Samoa	AS						
53. Guam	GU						
54. Puerto Rico	PR						
55. U.S. Virgin Islands	VI						
56. Northern Mariana Islands	MP						
57. Canada	CAN						
58. Aggregate Other Alien	OT						
59. Total							

NONE

SCHEDULE Y – INFORMATION CONCERNING ACTIVITIES OF INSURER MEMBERS OF A HOLDING COMPANY GROUP
PART 1 – ORGANIZATIONAL CHART



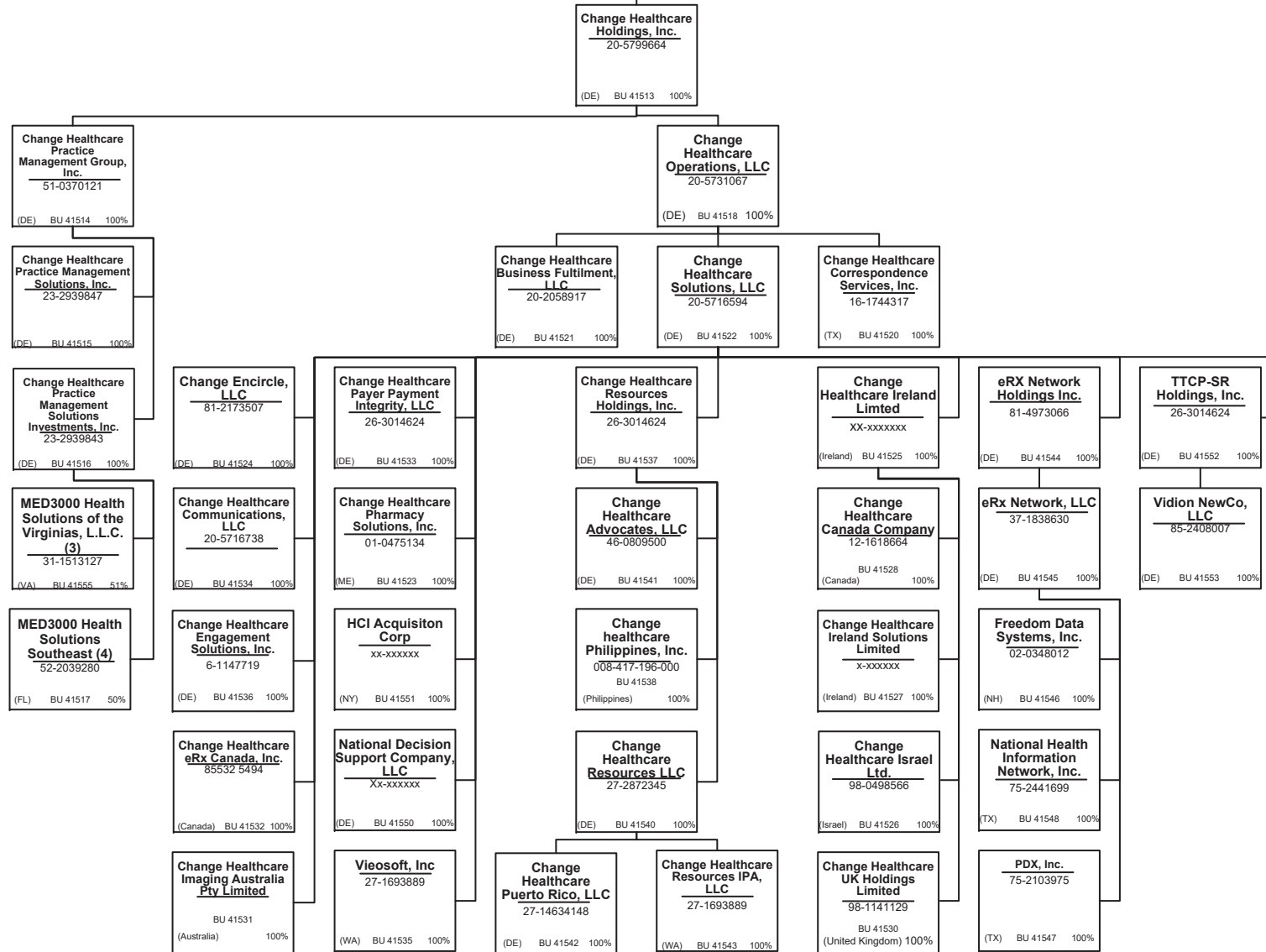
Continued on Next Page

SCHEDULE Y – INFORMATION CONCERNING ACTIVITIES OF INSURER MEMBERS OF A HOLDING COMPANY GROUP
PART 1 – ORGANIZATIONAL CHART

UnitedHealth Group Incorporated
 (DE) 41-1321939

Continued from Previous Page

Continued on Next Page



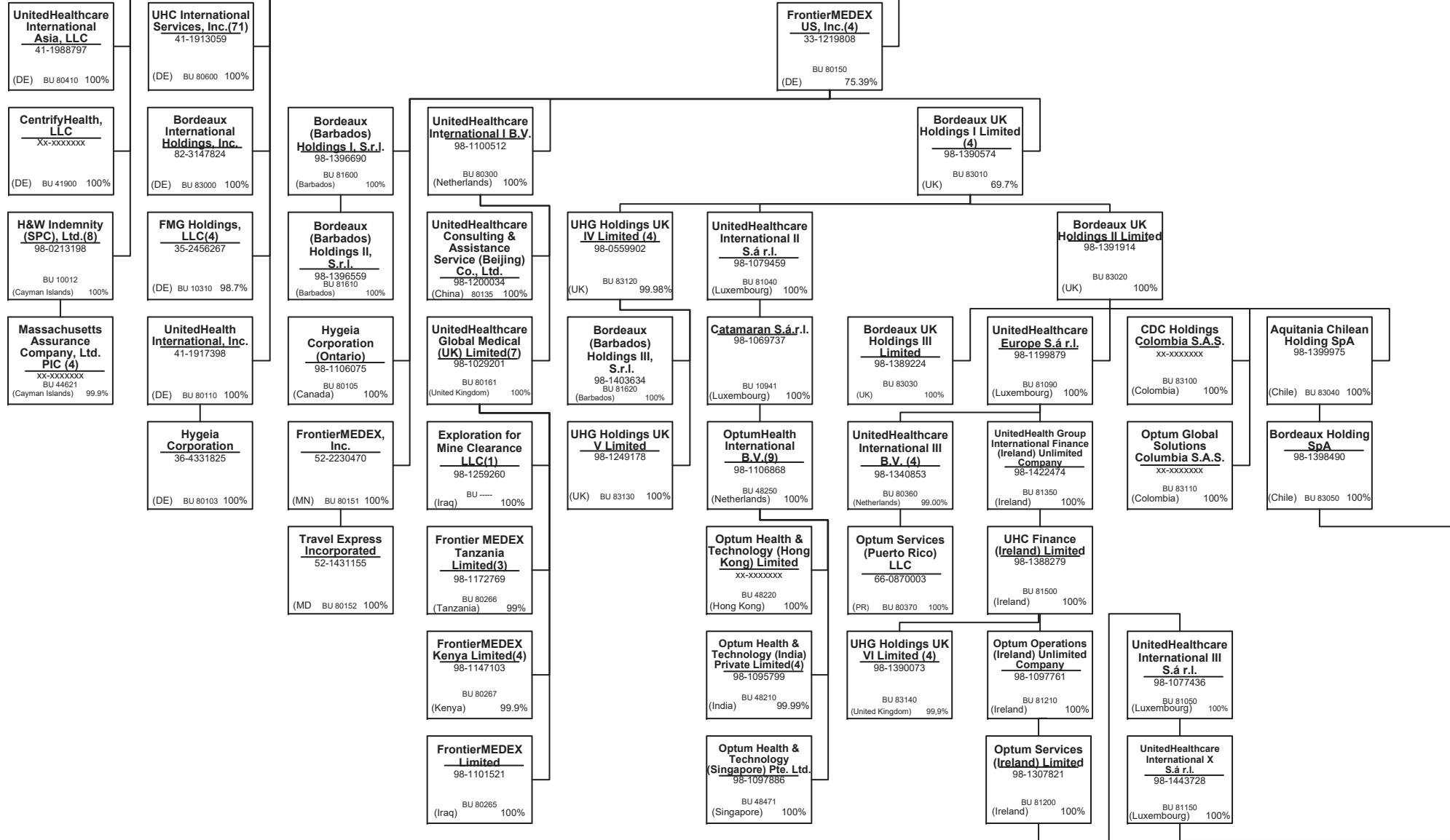
40.1

SCHEDULE Y – INFORMATION CONCERNING ACTIVITIES OF INSURER MEMBERS OF A HOLDING COMPANY GROUP
PART 1 – ORGANIZATIONAL CHART

UnitedHealth Group Incorporated
 (DE) 41-1321939

Continued from Previous Page

Continued on Next Page



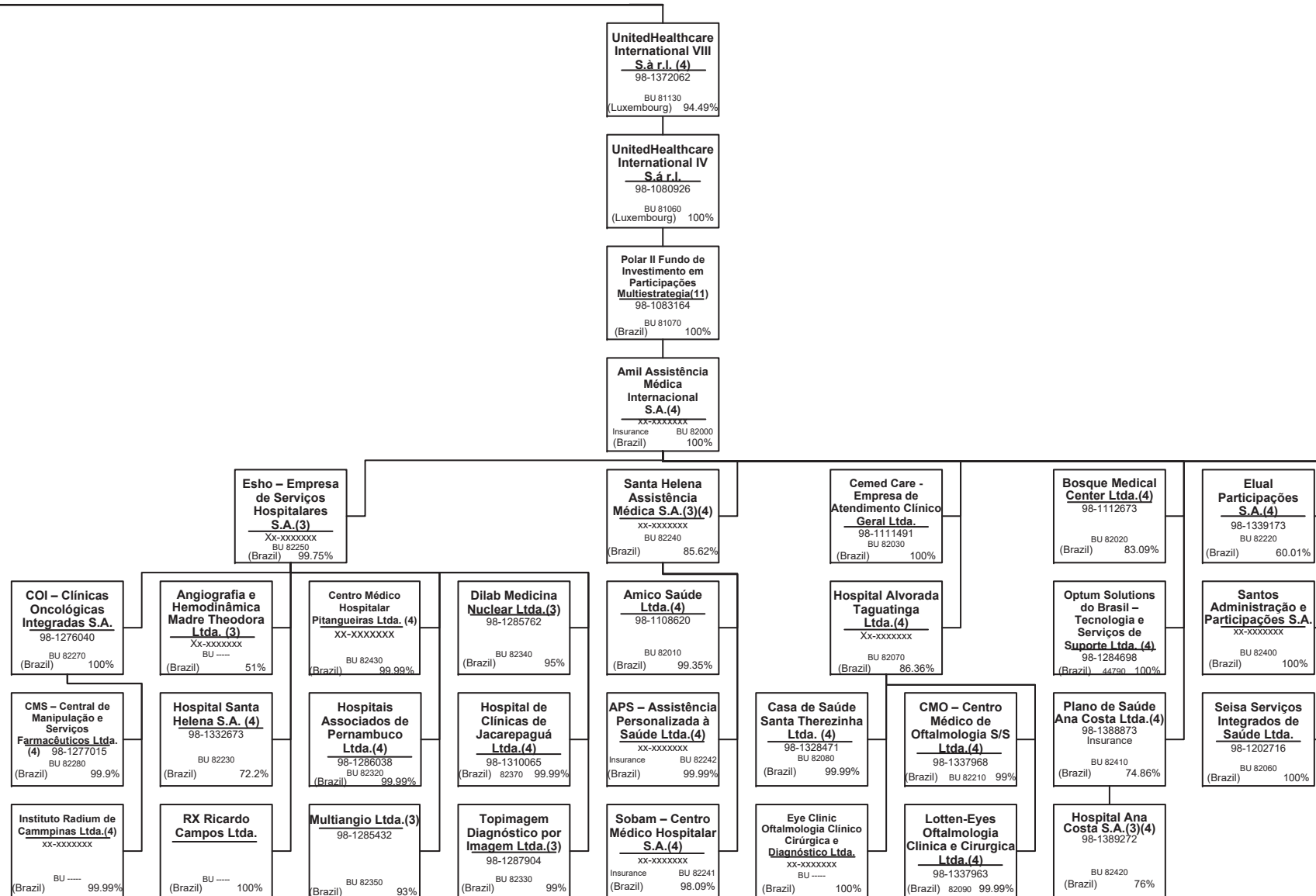
40.2

SCHEDULE Y – INFORMATION CONCERNING ACTIVITIES OF INSURER MEMBERS OF A HOLDING COMPANY GROUP
PART 1 – ORGANIZATIONAL CHART

UnitedHealth Group Incorporated
 (DE) 41-1321939

Continued from Previous Page

Continued on Next Page



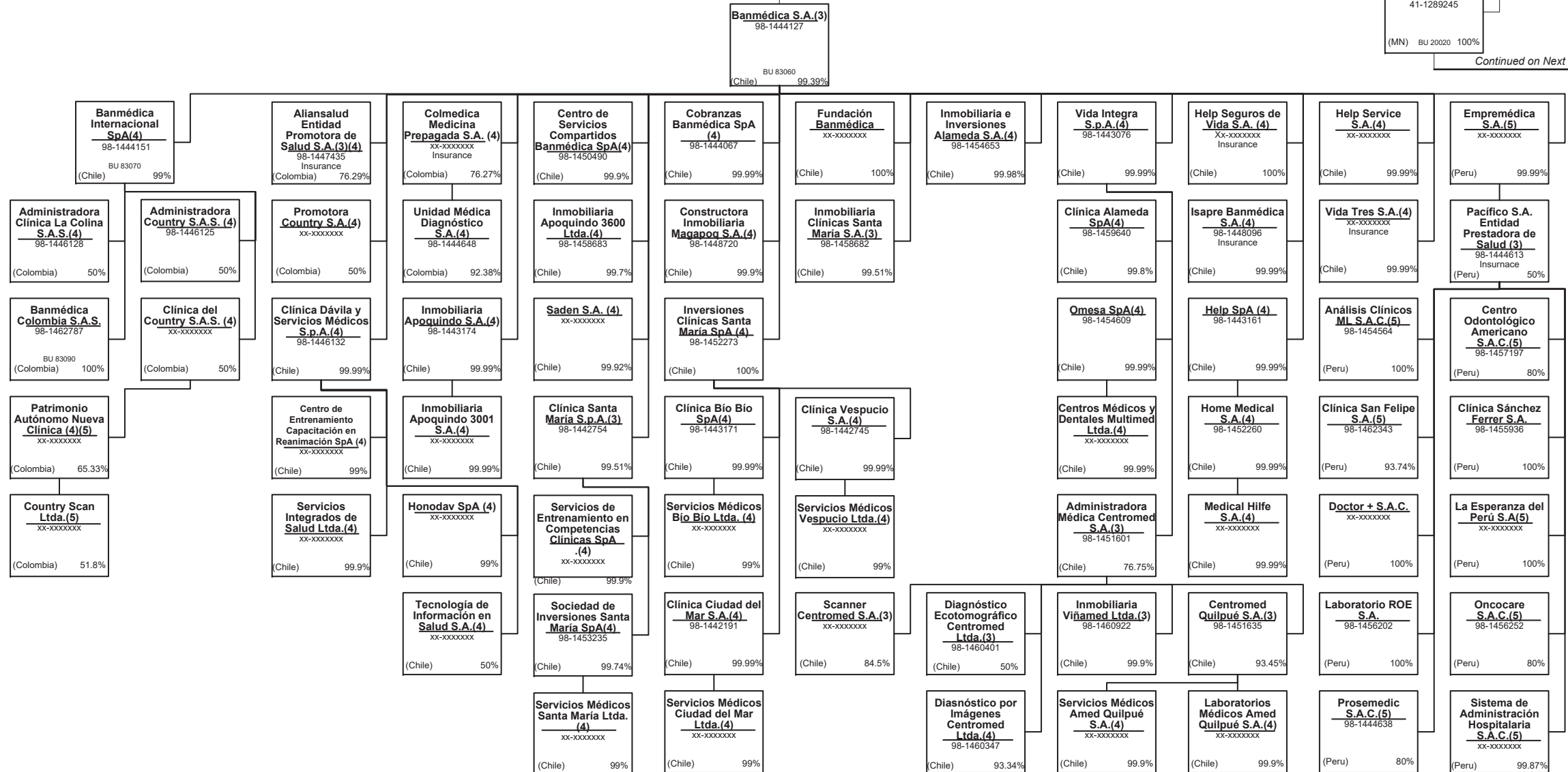
SCHEDULE Y – INFORMATION CONCERNING ACTIVITIES OF INSURER MEMBERS OF A HOLDING COMPANY GROUP
PART 1 – ORGANIZATIONAL CHART

UnitedHealth Group Incorporated
 (DE) 41-1321939

United HealthCare Services, Inc.
 41-1289245
 (MN) BU 20020 100%

Continued from Previous Page

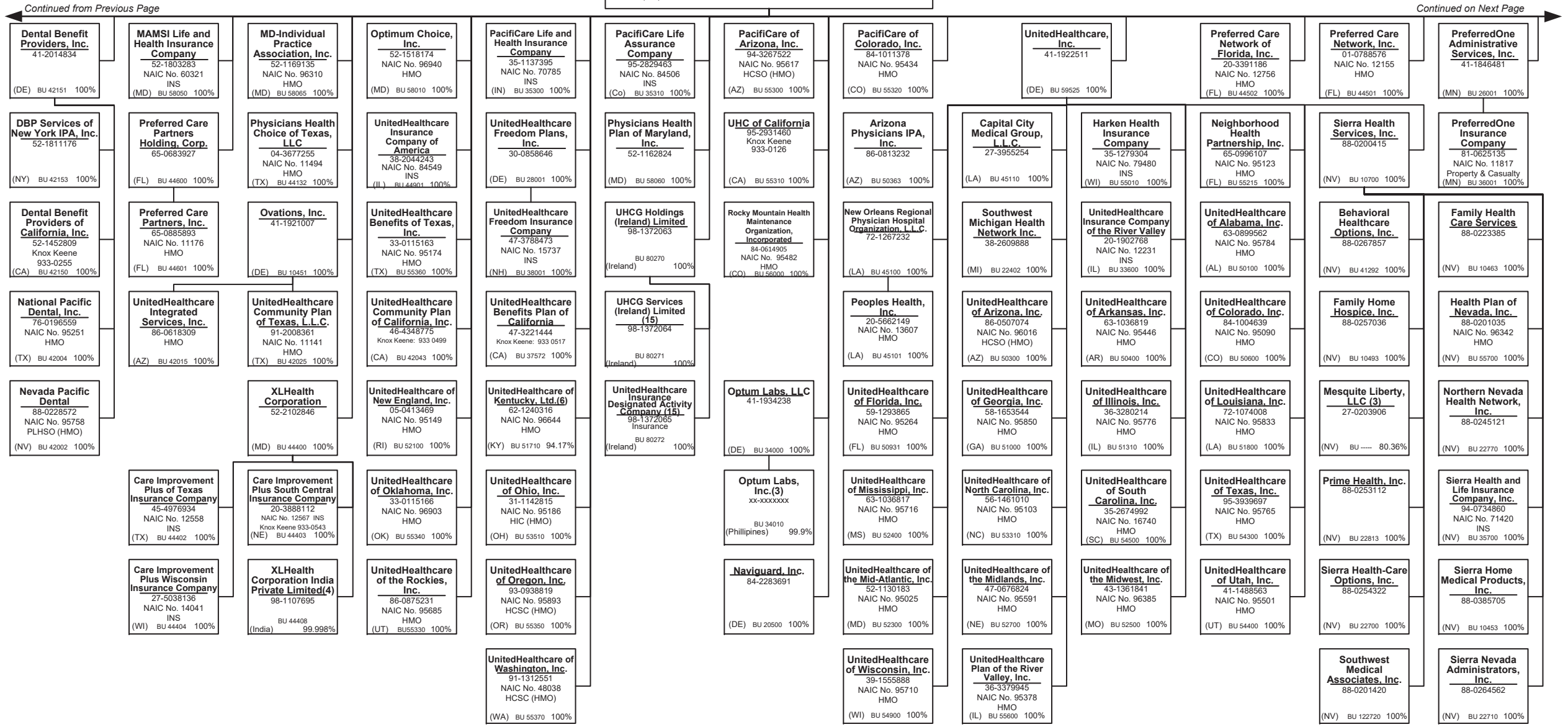
Continued on Next Page



40.4

SCHEDULE Y – INFORMATION CONCERNING ACTIVITIES OF INSURER MEMBERS OF A HOLDING COMPANY GROUP
PART 1 – ORGANIZATIONAL CHART

United HealthCare Services, Inc.
 (MN) 41-1289245 100%



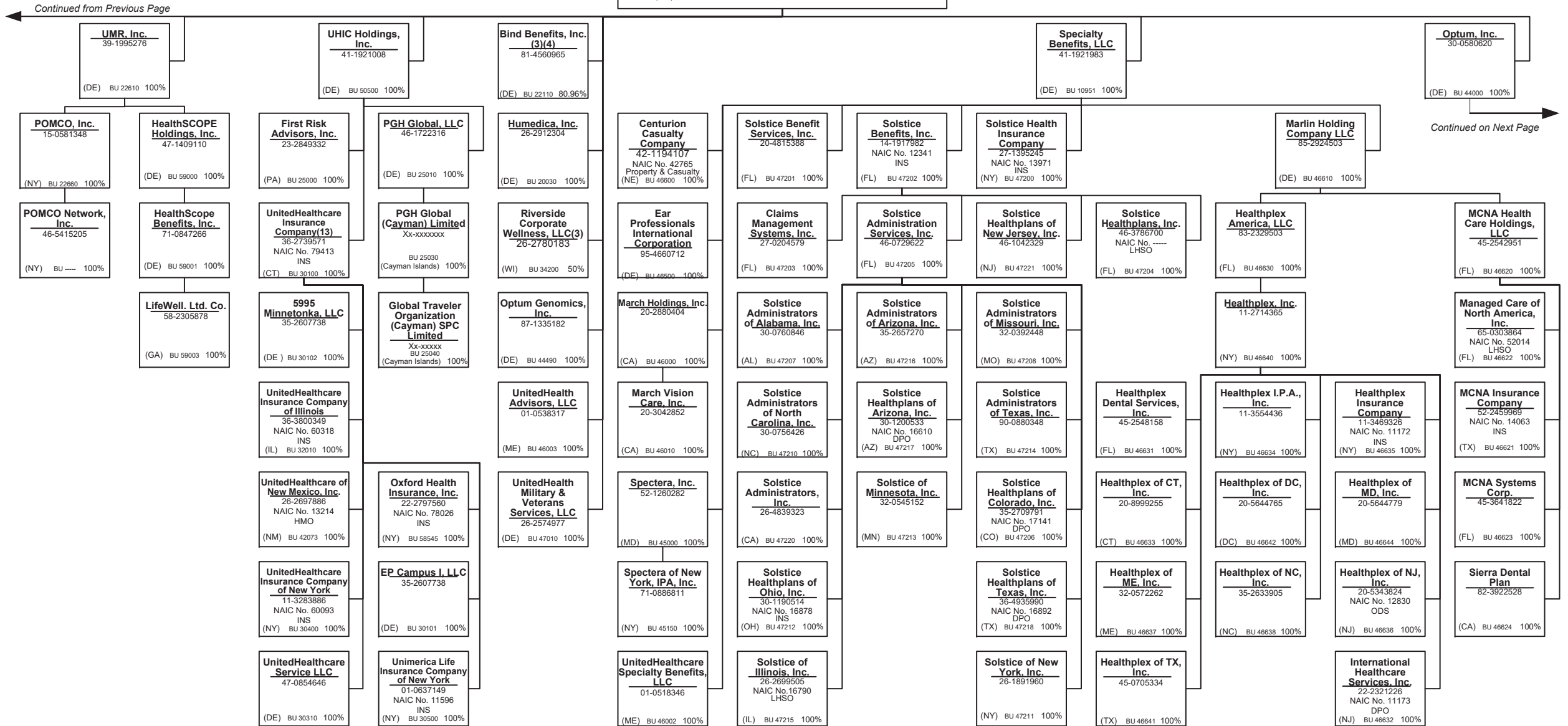
40.5

Continued from Previous Page

Continued on Next Page

SCHEDULE Y – INFORMATION CONCERNING ACTIVITIES OF INSURER MEMBERS OF A HOLDING COMPANY GROUP
PART 1 – ORGANIZATIONAL CHART

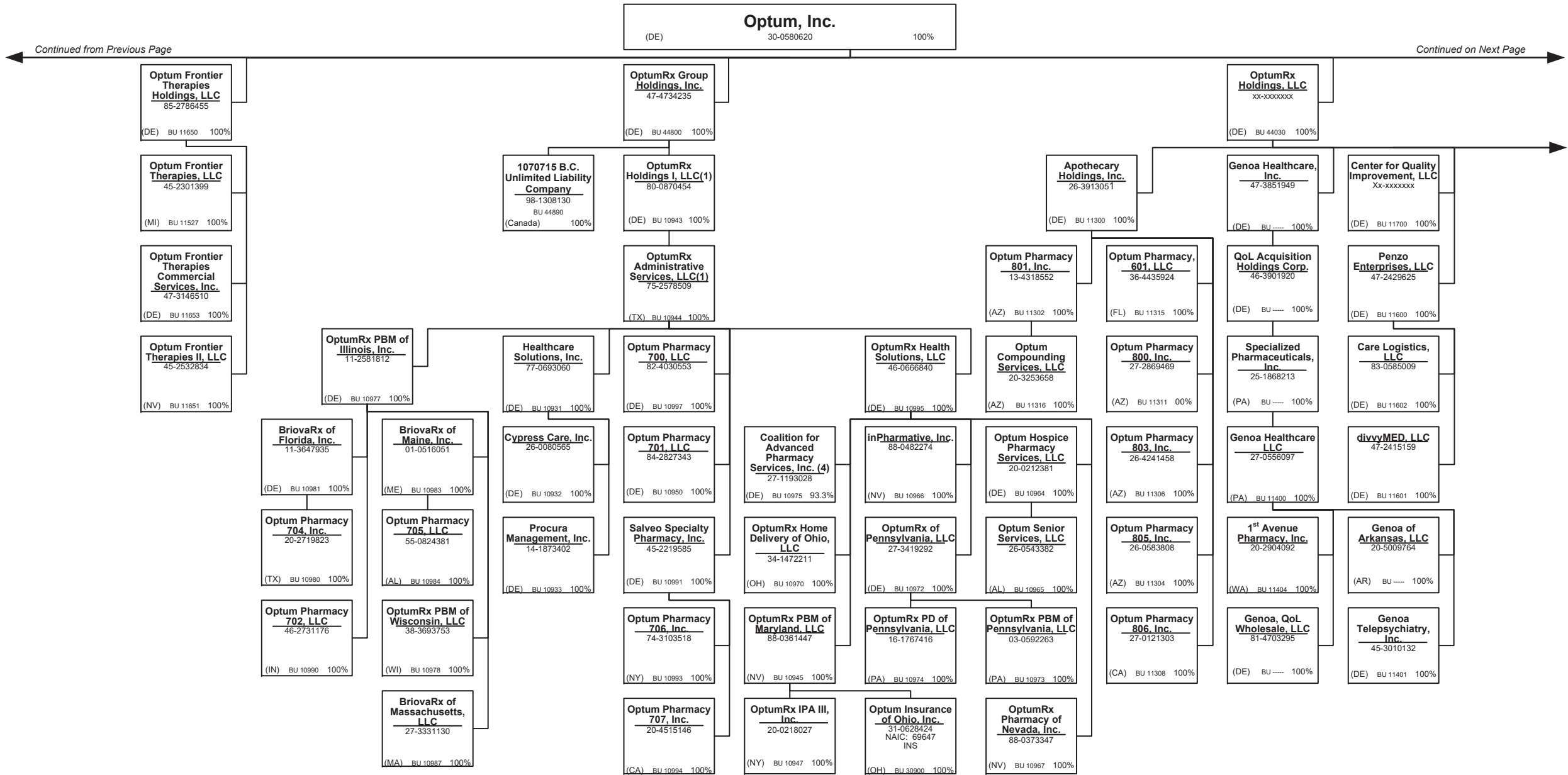
United HealthCare Services, Inc.
 (MN) 41-1289245 100%



Continued from Previous Page

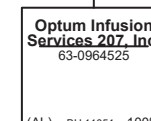

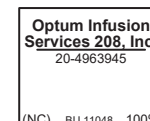


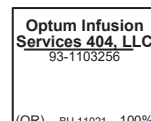







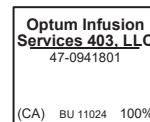








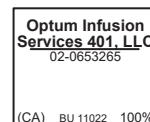







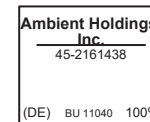


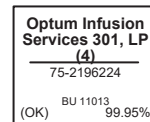



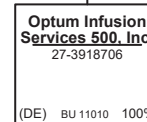



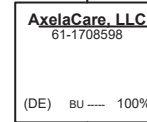





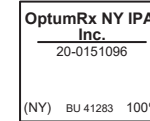

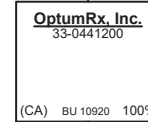

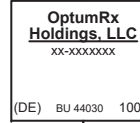
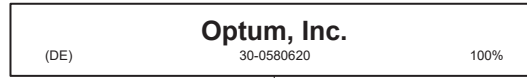
Continued on Next Page

SCHEDULE Y – INFORMATION CONCERNING ACTIVITIES OF INSURER MEMBERS OF A HOLDING COMPANY GROUP
PART 1 – ORGANIZATIONAL CHART



40.7

SCHEDULE Y – INFORMATION CONCERNING ACTIVITIES OF INSURER MEMBERS OF A HOLDING COMPANY GROUP
PART 1 – ORGANIZATIONAL CHART



Continued from Previous Page

Continued on Next Page

40.8

SCHEDULE Y – INFORMATION CONCERNING ACTIVITIES OF INSURER MEMBERS OF A HOLDING COMPANY GROUP
PART 1 – ORGANIZATIONAL CHART

Optum, Inc.
 (DE) 30-0580620 100%

OptumInsight Holdings, LLC
 xx-xxxxxxx
 (DE) BU 44010 100%

OptumInsight, Inc.(9)
 41-1858498
 (DE) BU 41322 100%

OptumHealth Care Solutions, LLC
 41-1591944
 (DE) BU 42300 100%

OptumServe Technology Services, Inc.
 52-2016292
 (MD) BU 41345 100%

OptumInsight Life Sciences, Inc.
 04-3383745
 (DE) BU 41422 100%

Optum Public Sector Solutions, Inc.
 20-4581265
 (DE) BU 41372 100%

Optum Government Solutions, Inc.
 04-3574101
 (DE) BU 43350 100%

Optum Technology, LLC
 46-5713629
 (DE) BU 44770 100%

Optum360 Solutions, LLC
 82-3446942
 (DE) BU 41880 100%

ACN Group IPA of New York, Inc.
 41-1913523
 (NY) BU 42310 100%

ACN Group of California, Inc.
 27-0015861
 Knox Keene
 933-0407
 (CA) BU 42330 100%

My Wellness Solutions, LLC
 26-2564744
 (DE) BU 42340 100%

OrthoNet Holdings, Inc.
 13-3960641
 (DE) BU 48080 100%

Payment Resolution Services, LLC
 62-1451147
 (TN) BU 43403 100%

Optum Life Sciences (Canada) Inc.
 98-1209730
 BU 41410
 (Canada) 100%

The Lewin Group, Inc.
 56-1970224
 (NC) BU 41342 100%

hCentive, Inc.
 27-0549481
 (DE) BU 41325 100%

Optum Global Solutions International B.V.(4)
 98-1201187
 BU 44810
 (Netherlands) 97.48%

Electronic Network Systems, Inc.
 84-1162764
 (DE) BU 41350 100%

Managed Physical Network, Inc.
 14-1782475
 (NY) BU 42320 100%

Optum Biometrics, Inc.
 36-3437660
 (IL) BU 42301 100%

Pronounced Health Solutions, Inc.
 22-3493126
 (DE) BU 42343 100%

Optum Networks of New Jersey, Inc.
 30-0029448
 NAIC: 11068
 INS
 (DE) BU 48085 100%

OrthoNet LLC
 13-3818652
 (NY) BU 48084 100%

Optum Rocket, LLC
 46-3328009
 (DE) BU 41850 100%

Equian Parent Corp.
 81-0732646
 (DE) BU 43370 100%

The Advisory Board Company
 52-1468699
 (DE) BU 41323 100%

DocASAP, Inc.
 26-4753954
 (DE) BU 44231 100%

Optum Global Solutions (Philippines), Inc.(3)
 98-1097776
 BU 41340
 (Philippines) 99.99%

Executive Health Resources, Inc.
 11-3669765
 (PA) BU 41841 100%

Plus One Holdings, Inc.
 13-3613705
 (DE) BU 42304 100%

United Resource Networks IPA of New York, Inc.
 30-0318238
 (NY) BU 45001 100%

Optum Women's and Children's Health, LLC
 58-2205984
 (DE) BU 42341 100%

OrthoNet New York IPA, Inc.
 13-4025898
 (NY) BU 48086 100%

OrthoNet of the South, Inc.
 26-2884306
 (DE) BU 48082 100%

Optum360 Services, Inc.
 46-3983926
 (DE) BU 41851 100%

Fortified Provider Network, Inc.
 86-0901608
 (AZ) BU 43371 100%

AccuReg Holdings, LLC
 xx-xxxxxxx
 (DE) BU 41890 100%

DocASAP US, LLC
 xx-xxxxxxx
 (DE) BU 44233 100%

Optum Health & Technology Services do Brasil Ltda.(4)
 98-1184561
 BU 43230
 (Brazil) 99.99%

Netwerkes, LLC
 20-4755277
 (TN) BU 43404 100%

Plus One Health Management Puerto Rico, Inc.
 66-0742844
 (PR) BU 42305 100%

Vivify Health, Inc.
 27-1348358
 (DE) BU 42360 100%

Optum Healthcare of Illinois, Inc.
 58-2068880
 (GA) BU ---- 100%

OrthoNet West, Inc.
 20-0221966
 (DE) BU 48087 100%

Optum360, LLC
 46-3328307
 (DE) BU 41860 95.8%

Equian, LLC
 27-0083277
 (IN) BU 43380 100%

Database Solutions, Inc.
 63-1230900
 (AL) BU ---- 100%

Optum Global Solutions (India) Private Limited(4)
 98-1103015
 BU 41346
 (India) 99.9%

Mustang Razorback Holdings, Inc.
 47-1935798
 (DE) BU 41870 100%

Vivify Health Canada, Inc.
 Xx-xxxxxxx
 BU 42361
 (Canada) 100%

Optum of New York, Inc.
 58-1873062
 (NY) BU ---- 100%

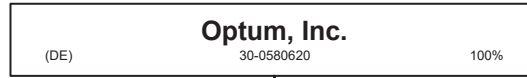
OmniClaim, LLC
 27-0062838
 (DE) BU 43381 100%

MedSynergies, LLC
 75-2515691
 (DE) BU 41871 100%

Continued from Previous Page

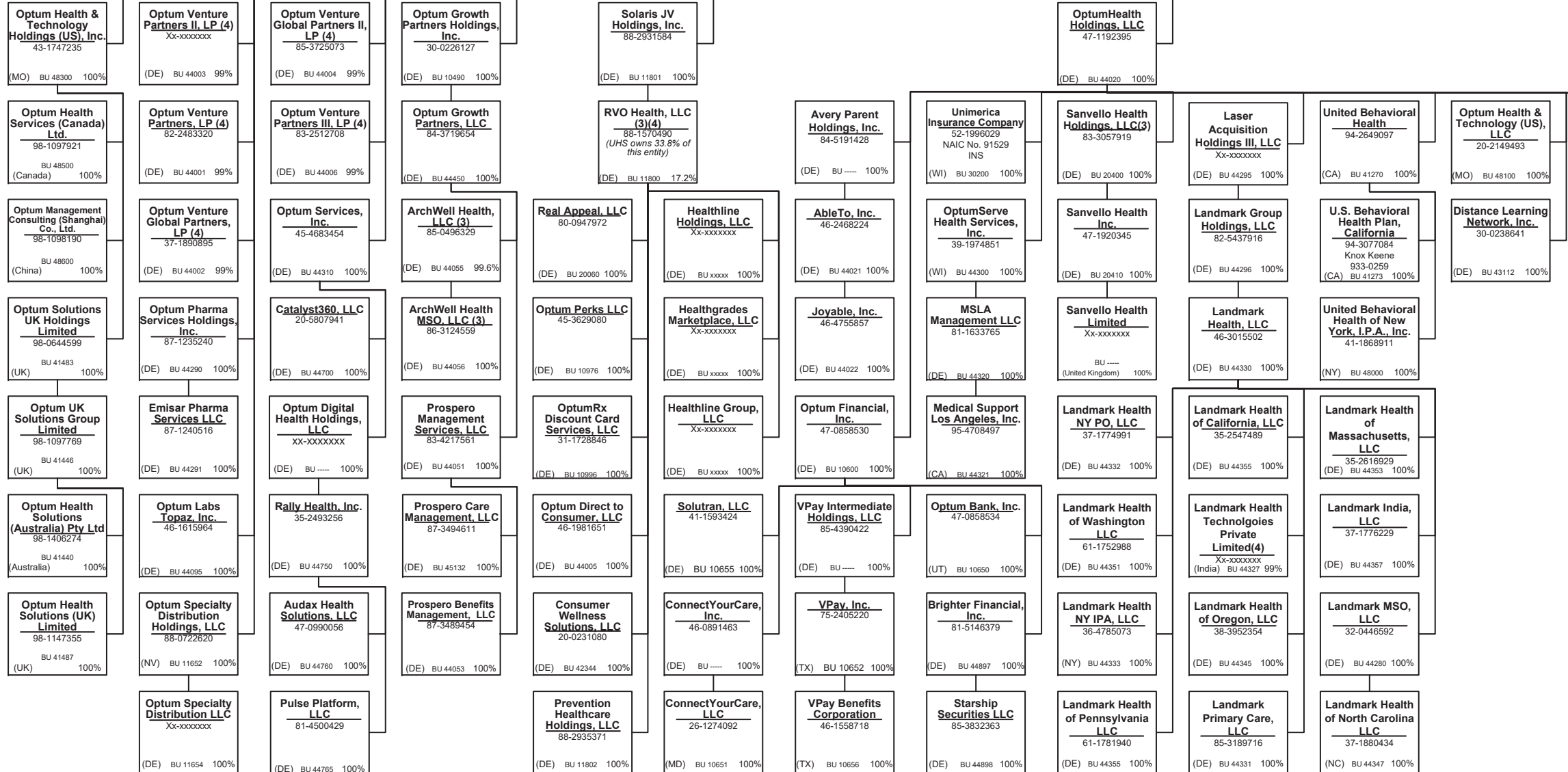
Continued on Next Page

SCHEDULE Y – INFORMATION CONCERNING ACTIVITIES OF INSURER MEMBERS OF A HOLDING COMPANY GROUP
PART 1 – ORGANIZATIONAL CHART

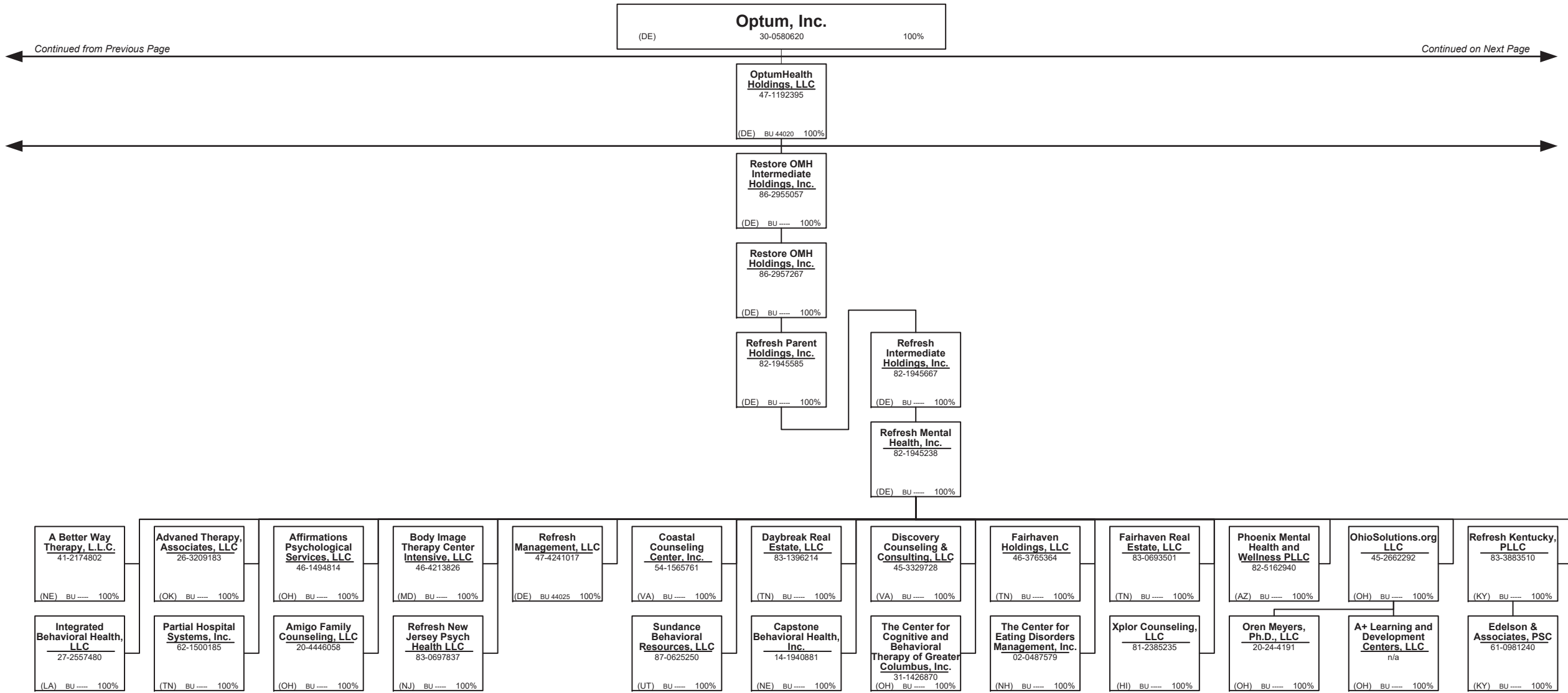


Continued from Previous Page

Continued on Next Page



SCHEDULE Y – INFORMATION CONCERNING ACTIVITIES OF INSURER MEMBERS OF A HOLDING COMPANY GROUP
PART 1 – ORGANIZATIONAL CHART



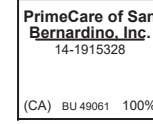





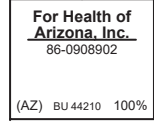
























40.11

Continued from Previous Page

Continued on Next Page

SCHEDULE Y – INFORMATION CONCERNING ACTIVITIES OF INSURER MEMBERS OF A HOLDING COMPANY GROUP
PART 1 – ORGANIZATIONAL CHART



40.12

Continued from Previous Page

Continued on Next Page

SCHEDULE Y – INFORMATION CONCERNING ACTIVITIES OF INSURER MEMBERS OF A HOLDING COMPANY GROUP
PART 1 – ORGANIZATIONAL CHART

Optum, Inc.
 (DE) 30-0580620 100%

OptumHealth Holdings, LLC
 47-1192395
 (DE) BU 44020 100%

Collaborative Care Holdings, LLC
 27-2337616
 (DE) BU 44040 100%

WellMed Medical Management, Inc. (3)
 74-2786364
 (TX) BU 44110 86%

OptumCare Holdings, LLC(1)
 56-2592163
 (CA) BU 42600 100%

The Polyclinic MSO, LLC(3)
 83-1192367
 (DE) BU 41950 80.1%

ProHEALTH Medical Management, LLC
 47-1049961
 (DE) BU 49080 100%

HCAT Acquisition Inc.
 81-2378903
 (DE) BU ---- 100%

Comfort Care Transportation, LLC
 11-3647007
 (TX) BU 44112 100%

USMD Holdings, Inc.
 27-2866866
 (DE) BU 44350 100%

WellMed Medical Management of Florida, Inc.
 74-2797745
 (FL) BU 44111 100%

OptumCare Clinical Trials, LLC
 47-1422097
 (DE) BU 42603 100%

HealthCare Partners RE, LLC
 81-1080535
 (DE) BU 42602 100%

OptumCare Management, LLC
 95-4509662
 (CA) BU 42610 100%

Optum Health Plan of California
 46-2385459
 Knox Keene Restricted 933-0498
 (DE) BU 42601 100%

First Hill Surgery Center, LLC(3)
 47-2066485
 (WA) BU 41955 55%

Orthology, Inc.(9)
 46-2742615
 (DE) BU 20050 80%

Day-Op Surgery Consulting Company, LLC
 75-2790863
 (DE) BU 49094 100%

Healthcare Associates of Texas, LLC
 81-0760425
 (DE) BU 44116 100%

Impel Management Services, L.L.C.
 75-2574317
 (TX) BU 44360 100%

USMD Inc.
 20-8050318
 (TX) BU 44370 100%

USMD PPM, LLC
 35-2446102
 (TX) BU 44373 100%

OptumCare Florida, LLC
 87-0408859
 (DE) BU 42710 100%

California Medical Group Insurance Company, Risk Retention Group(3)
 20-1711131
 (AZ) BU ---- 67%

HCP ACO California, LLC
 45-3007213
 (CA) BU 42614 100%

OptumCare Colorado, LLC
 47-2196783
 (CO) BU 42680 100%

Collaborative Care Services, Inc.
 27-2337487
 (DE) BU 44070 100%

Perham Physical Therapy, LTD
 20-5608977
 (MN) BU 20055 100%

Riverside Medical Management, LLC
 32-0500242
 (DE) BU 49083 100%

Impel Consulting Experts, L.L.C.
 20-4351923
 (TX) BU 44361 100%

USMD Administrative Services, L.L.C.
 20-8048861
 (TX) BU 44374 100%

USMD PPM, LLC
 35-2446102
 (TX) BU 44373 100%

OptumCare Florida CI, LLC
 82-2227280
 (DE) BU 42711 100%

HealthCare Partners ASC-LB, LLC(4)
 95-4628842
 (CA) BU 42613 99%

OptumCare New Mexico, LLC
 20-4043287
 (DE) BU 42670 100%

Clinical Partners of Colorado Springs, LLC
 46-2879718
 (CO) BU ---- 50%

OptumCare Holdings Colorado, LLC(3)
 30-0999065
 (CO) BU 42690 85%

Jordan Ridge Family Medicine, LLC
 68-0624157
 (DE) BU 44078 100%

Waypoint Minnesota Sports PC
 46-2859426
 (MN) BU 20053 100%

ME AHS UC LLC (3)
 83-1183650
 (DE) BU 49172 70%

USMD Affiliated Services
 27-2956222
 (TX) BU 44380 100%

Everett MSO, Inc.
 81-1070402
 (WA) BU 42720 100%

HealthCare Partners Management Services California, LLC
 47-5274363
 (DE) BU 42616 100%

OptumCare ACO New Mexico, LLC
 30-0940296
 (DE) BU 42672 100%

Colorado Innovative Physician Solutions, Inc.
 37-1636677
 (CO) BU 42681 100%

OptumCare Colorado Springs, LLC
 47-2218380
 (CO) BU 42691 100%

Optum Care, Inc.
 83-1959511
 (DE) BU 44610 100%

ProHealth Proton Center Management, LLC
 32-0455430
 (DE) BU 40882 100%

Healthcare Associates of Irving PLLC
 75-2674367
 (TX) BU 44117 100%

Medical Clinic of North Texas PLLC
 75-2566987
 (TX) BU 44381 100%

Urology Associates of North Texas, P.L.L.C.
 75-2613230
 (TX) BU 44370 100%

North Puget Sound Oncology Equipment Leasing Company, LLC
 20-2564137
 (WA) BU 42721 72.25%

OptumCare South Florida, LLC
 45-3462809
 (FL) BU 42621 100%

OptumCare Endoscopy Center New Mexico, LLC
 26-1508741
 (NM) BU 42671 100%

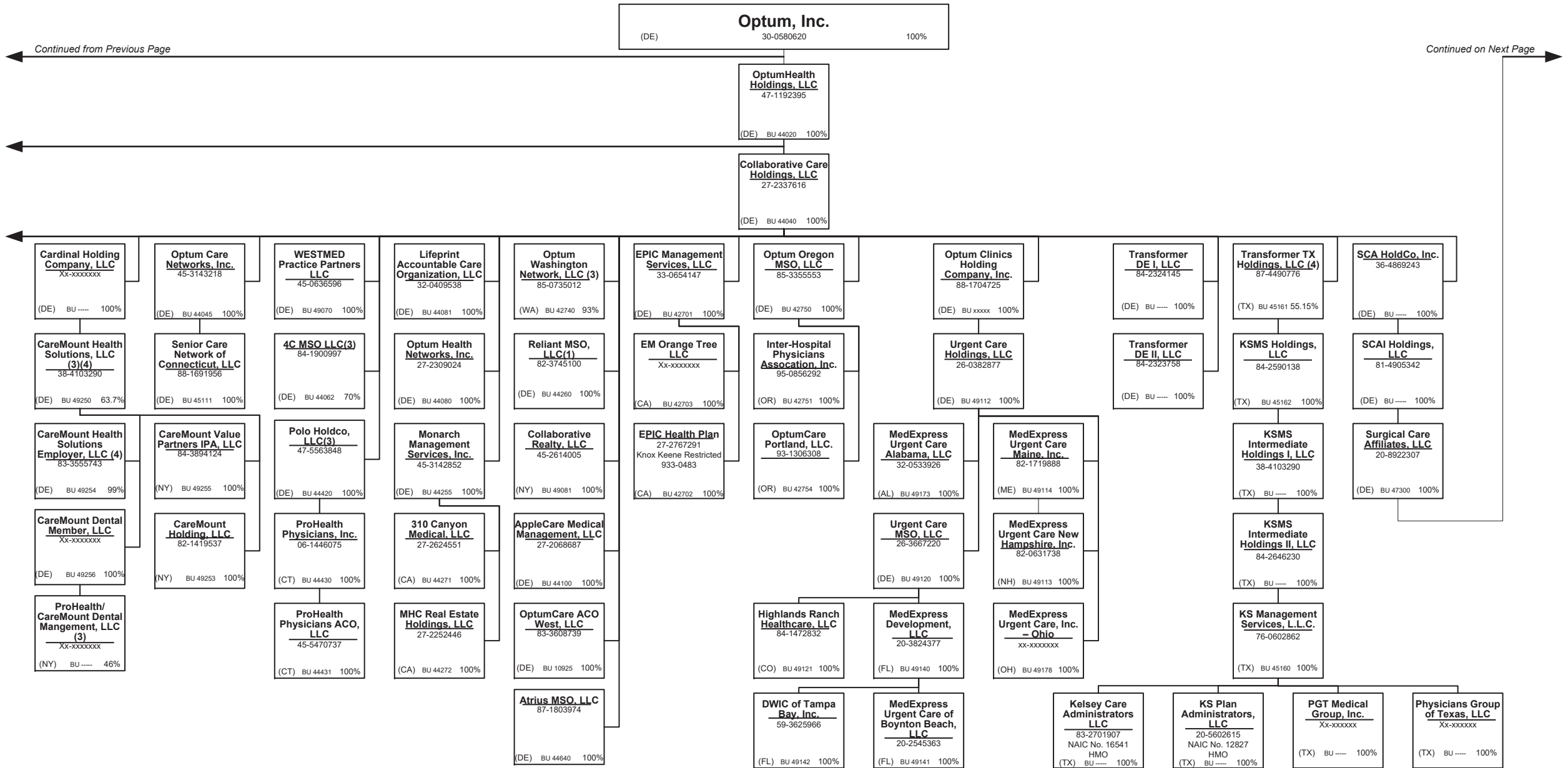
OptumCare Colorado ASC, LLC
 35-2597463
 (CO) BU 42691 100%

AMG Health, LLC
 Xx-xxxxxx
 (DE) BU ---- 100%

Continued from Previous Page

Continued on Next Page

SCHEDULE Y – INFORMATION CONCERNING ACTIVITIES OF INSURER MEMBERS OF A HOLDING COMPANY GROUP
PART 1 – ORGANIZATIONAL CHART



40.14

Continued from Previous Page

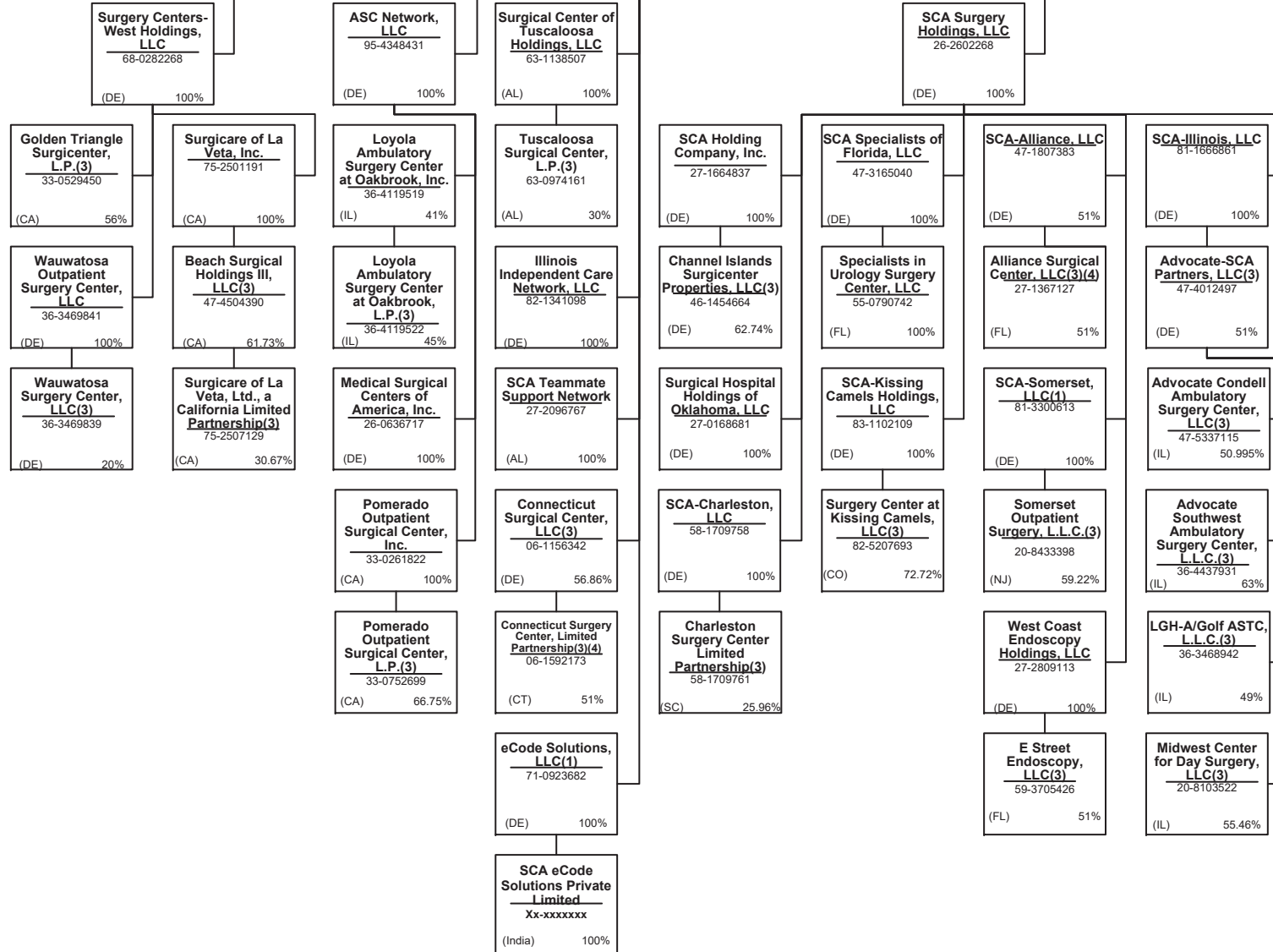
Continued on Next Page

SCHEDULE Y – INFORMATION CONCERNING ACTIVITIES OF INSURER MEMBERS OF A HOLDING COMPANY GROUP
PART 1 – ORGANIZATIONAL CHART

Surgical Care Affiliates, LLC
 (DE) 20-8922307 100%

Continued from Previous Page

Continued on Next Page

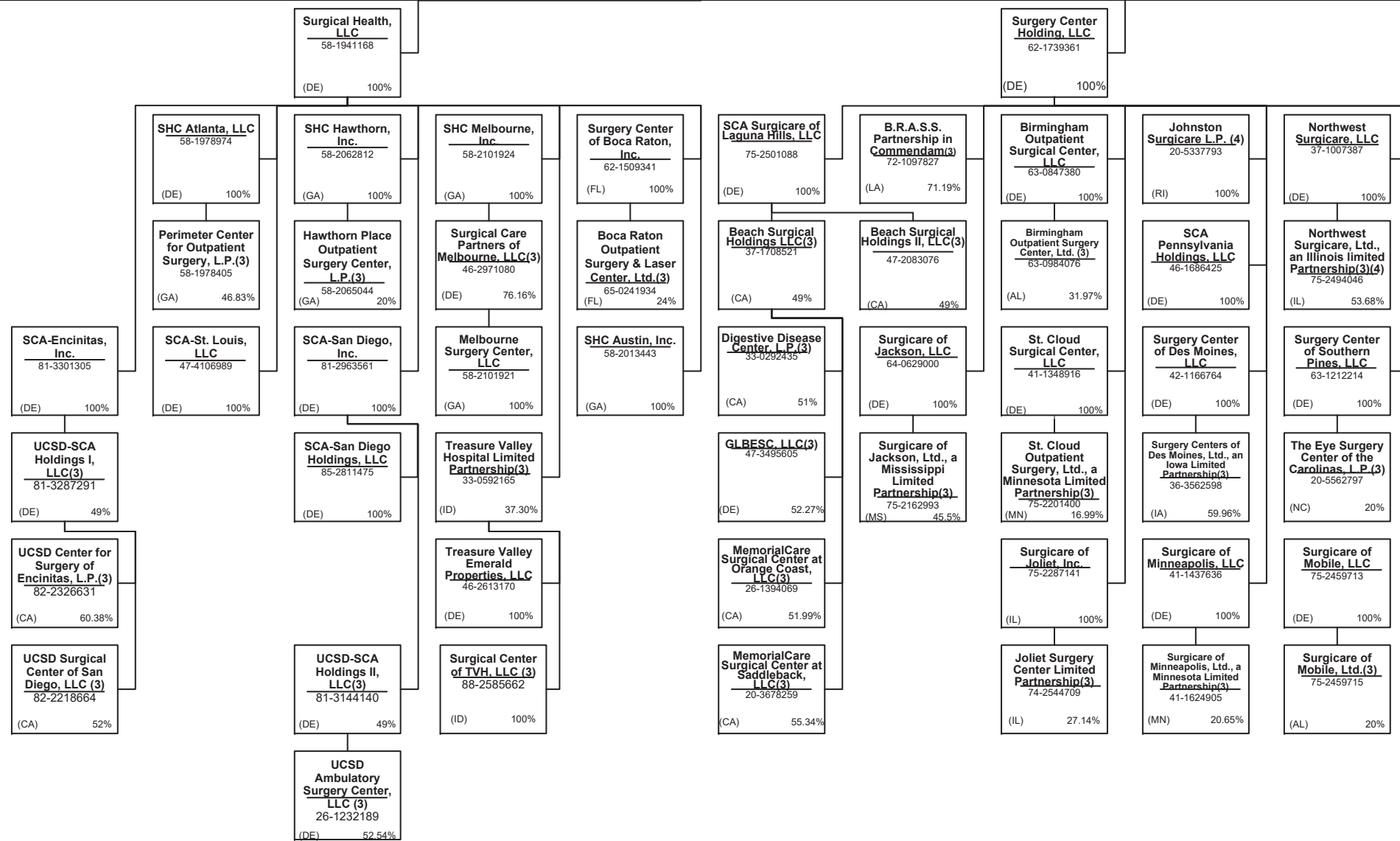


SCHEDULE Y – INFORMATION CONCERNING ACTIVITIES OF INSURER MEMBERS OF A HOLDING COMPANY GROUP
PART 1 – ORGANIZATIONAL CHART

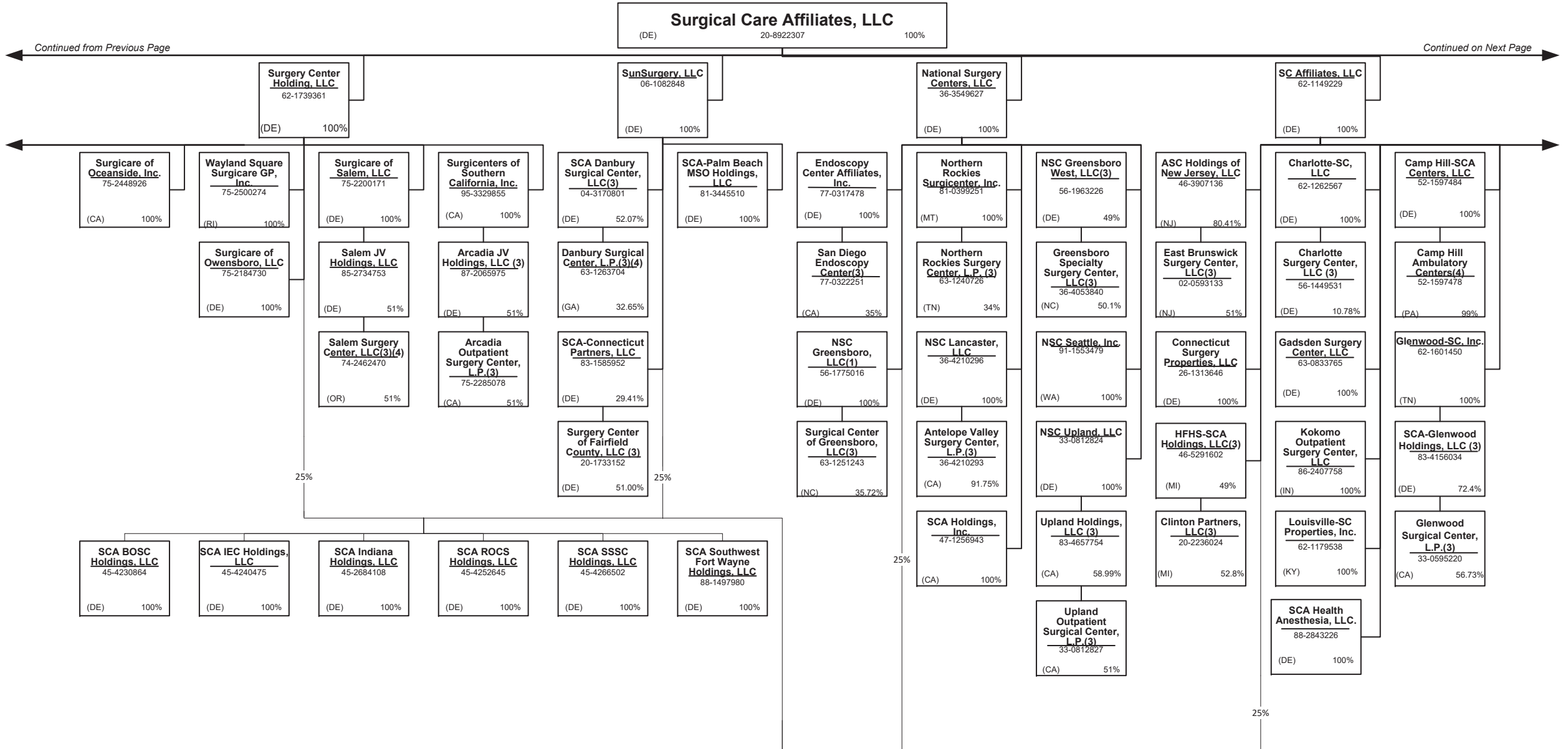
Surgical Care Affiliates, LLC
 (DE) 20-8922307 100%

Continued from Previous Page

Continued on Next Page



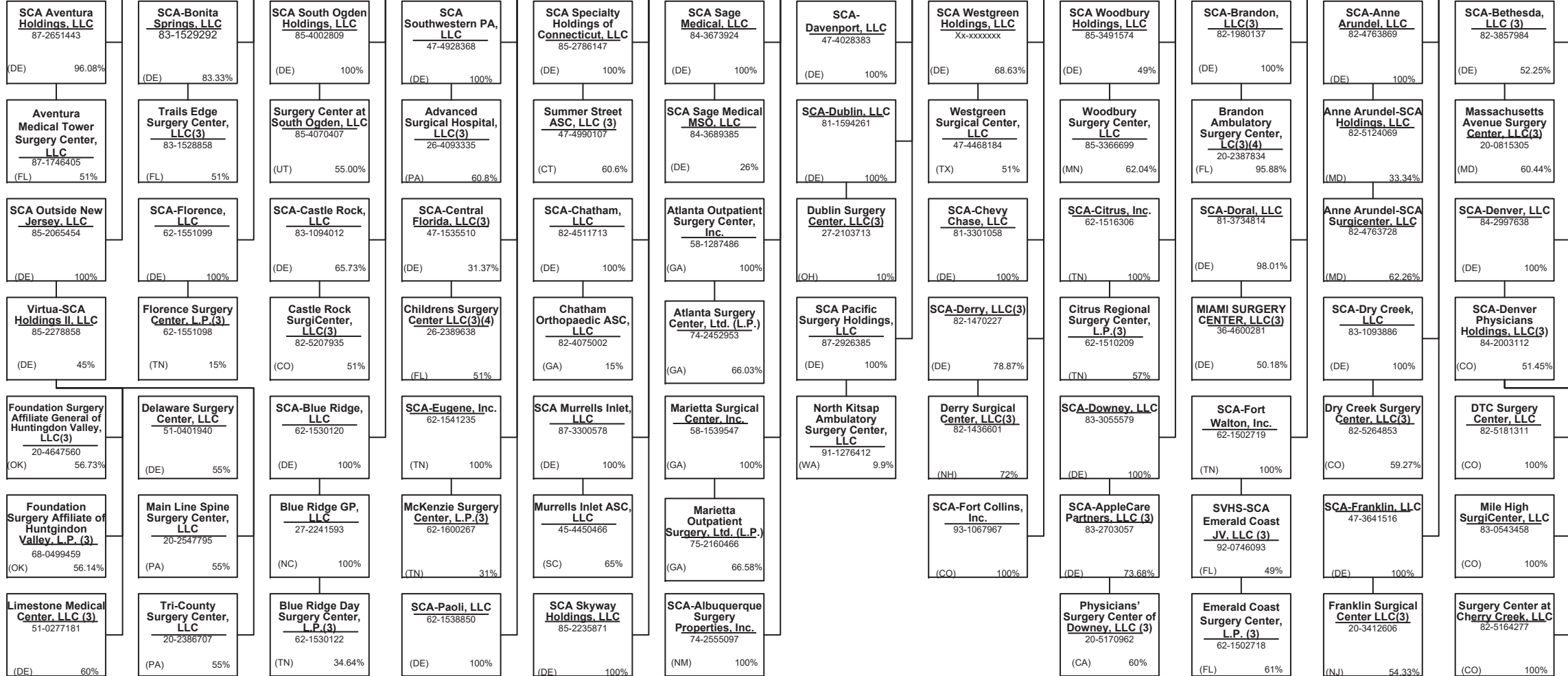
SCHEDULE Y – INFORMATION CONCERNING ACTIVITIES OF INSURER MEMBERS OF A HOLDING COMPANY GROUP
PART 1 – ORGANIZATIONAL CHART



SCHEDULE Y – INFORMATION CONCERNING ACTIVITIES OF INSURER MEMBERS OF A HOLDING COMPANY GROUP
PART 1 – ORGANIZATIONAL CHART

Surgical Care Affiliates, LLC
 (DE) 20-8922307 100%

SC Affiliates, LLC
 62-1149229
 (DE) 100%




Continued from Previous Page

Continued on Next Page

SCHEDULE Y – INFORMATION CONCERNING ACTIVITIES OF INSURER MEMBERS OF A HOLDING COMPANY GROUP
PART 1 – ORGANIZATIONAL CHART

Surgical Care Affiliates, LLC
 (DE) 20-8922307 100%

SC Affiliates, LLC
 62-1149229
 (DE) 100%



Continued from Previous Page

Continued on Next Page

SCHEDULE Y – INFORMATION CONCERNING ACTIVITIES OF INSURER MEMBERS OF A HOLDING COMPANY GROUP
PART 1 – ORGANIZATIONAL CHART

Surgical Care Affiliates, LLC
 (DE) 20-8922307 100%

SC Affiliates, LLC
 62-1149229
 (DE) 100%

SCA-Portland, LLC
 81-4139195
 (DE) 100%

SCA-Surgicare, LLC
 81-4371453
 (DE) 100%

SCA-Verta, LLC
 82-1987225
 (DE) 100%

SCA-Wake Forest, LLC
 82-2294882
 (DE) 100%

SCA-Western Connecticut, LLC(3)
 82-1449412
 (DE) 67%

Surgery Center of Muskogee, LLC
 63-1194204
 (DE) 100%

SCA-Winter Park, Inc.
 62-1525777
 (TN) 100%

SCA-Woodlands Holdings, LLC
 82-3528300
 (DE) 100%

Surgery Center of Colorado Springs, LLC
 63-1214140
 (DE) 100%

Surgery Center of Easton, LLC
 72-1349752
 (DE) 100%

SCA Pacific Holdings, Inc.
 27-1707364
 (CA) 100%

Wayland Square Surgicare Acquisition, L.P.(4)
 20-5429310
 (RI) 99%

Providence & SCA On-Campus Holdings, LLC(3)
 82-3270499
 (DE) 20%

Surgicare, LLC(3)
 35-1975122
 (IN) 53.68%

Surgery Center of Louisville, LLC
 62-1179537
 (DE) 100%

Surgery Center of Maui, LLC
 63-1231944
 (DE) 100%

Western Connecticut Orthopedic Surgical Center, LLC(3)
 06-1521999
 (CT) 57.91%

Muskogee Surgical Investors, LLC
 20-4209261
 (OK) 100%

OptumCare Specialty Practices Investments, LLC
 Xx-xxxxxx
 (DE) 100%

Surgery Center of The Woodlands, LLC(3)
 82-3448050
 (TX) 54.79%

SCA-Pocono, LLC
 47-1620189
 (DE) 100%

The Surgery Center of Easton, L.P.(3)
 72-1349755
 (TN) 49%

Corpus Christi Endoscopy Center, L.L.P.(3)
 20-2595593
 (TX) 18.5%

Surgery Center of Lexington, LLC(3)
 62-1179539
 (DE) 49%

Surgery Center at St. Vincent, LLC (3)
 81-3129674
 (OR) 57.7%

SCA-Winchester, LLC
 81-1159878
 (DE) 100%

Louisville S.C., Ltd.(3)
 62-1179566
 (KY) 60.20%

Aloha Surgical Center, LLC(3)
 63-1231942
 (TN) 67%

SCA Alaska Surgery Center, Inc.
 92-0080881
 (AK) 100%

Three Rivers Surgical Care, L.P.(3)(4)
 63-1194203
 (TN) 85.10%

Summit Cardiovascular Group, LLC
 88-4233584
 (DE) 100%

Surgical Management Solutions, LLC
 84-4983977
 (DE) 100%

SCA-San Luis Obispo, LLC
 94-3138088
 (DE) 100%

Surgery Center of Ellicott City, Inc.
 63-1212213
 (DE) 100%

CCEC Anesthesia Management, LLC(3)
 82-1715584
 (TX) 100%

Lexington Surgery Center, Ltd.(3)
 61-1028180
 (KY) 75.5%

Providence & SCA Off-Campus Holdings, LLC(3)
 82-3765555
 (DE) 40%

SCA-St. Clout Holdings, LLC
 88-1844951
 (DE) 100%

SCA-JPM Holdings, LLC
 83-3090526
 (DE) 100%

SCA-Santa Rosa, Inc.
 88-0185362
 (NV) 100%

SCA-First Coast, LLC
 83-2805878
 (DE) 100%

SCA-Gainesville, LLC
 62-1547690
 (DE) 100%

Maryland Ambulatory Centers, LLC(3)(4)
 52-1456812
 (MD) 50%

Oregon Outpatient Surgery Center, LLC(3)
 22-3883387
 (OR) 51.18%

St. Cloud MSO, LLC
 88-1908453
 (DE) 100%

JPM Healthcare, LLC (3)
 83-2306992
 (DE) 51%

ASV-HOPCo-SCA Florida, LLC
 87-3912899
 (FL) 39.22%

First Coast Orthopedic Center, LLC
 82-2929226
 (FL) 54.33%

SCA Providence Holdings, LLC
 Xx-xxxxxxx
 (DE) 100%

Montgomery Surgery Center Limited Partnership(3)
 52-1401868
 (MD) 51%

Northwest Spine and Laser Surgery Center, LLC (3)
 45-5055997
 (OR) 51.52%

SCA Englewood Holdings, LLC
 86-3781364
 (DE) 100%

Surgery Center of Mt. Scott, LLC (3)
 83-2600045
 (OR) 51%

Patient Care Associates, L.L.C.
 20-1311030
 (NJ) 55.84%

40.21

Continued from Previous Page

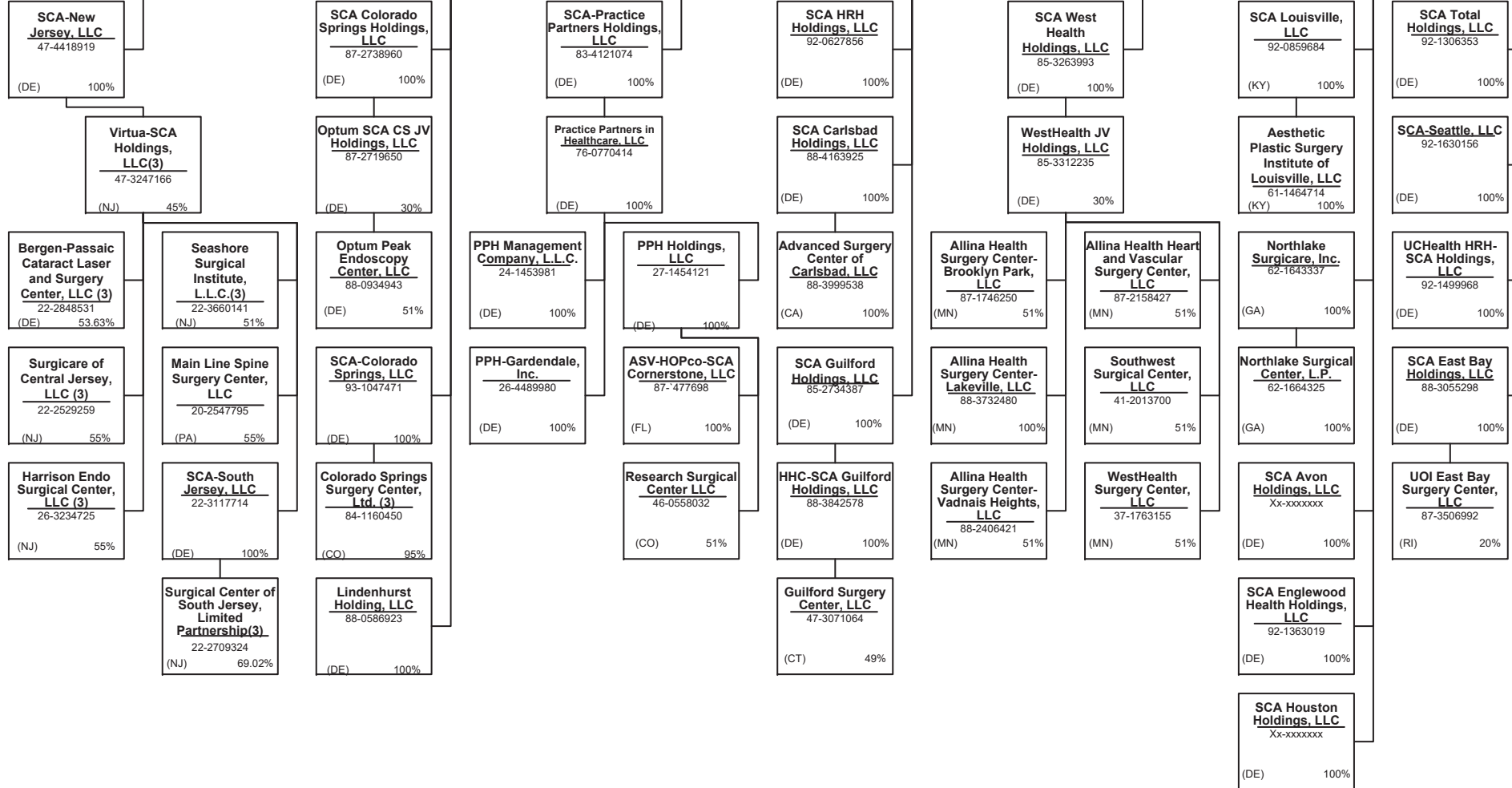
Continued on Next Page

SCHEDULE Y – INFORMATION CONCERNING ACTIVITIES OF INSURER MEMBERS OF A HOLDING COMPANY GROUP
PART 1 – ORGANIZATIONAL CHART

Surgical Care Affiliates, LLC
 (DE) 20-8922307 100%

SC Affiliates, LLC
 62-1149229
 (DE) 100%

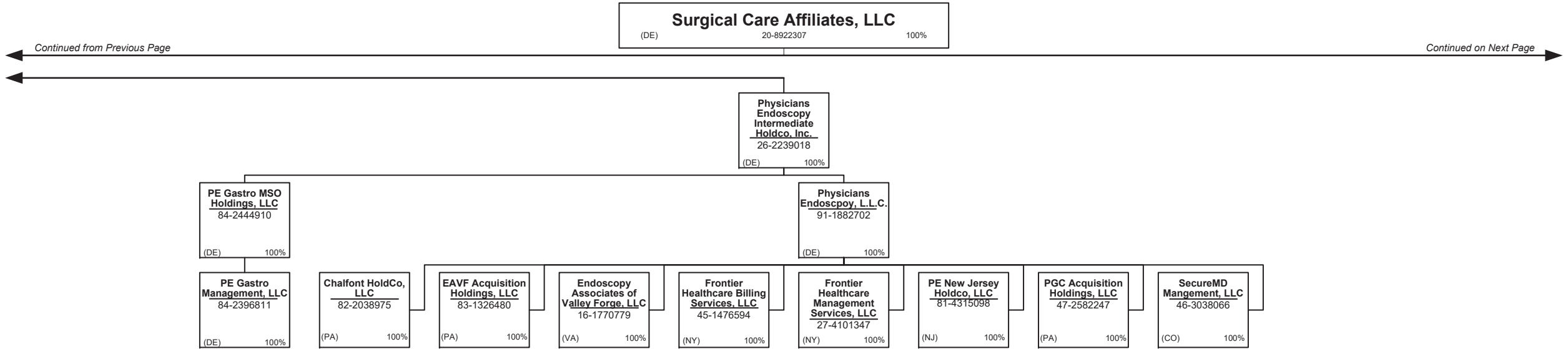
Endo Parent, Inc.
 Xx-xxxxxxx
 (DE) 100%



Continued from Previous Page

Continued on Next Page

SCHEDULE Y – INFORMATION CONCERNING ACTIVITIES OF INSURER MEMBERS OF A HOLDING COMPANY GROUP
PART 1 – ORGANIZATIONAL CHART



Continued from Previous Page

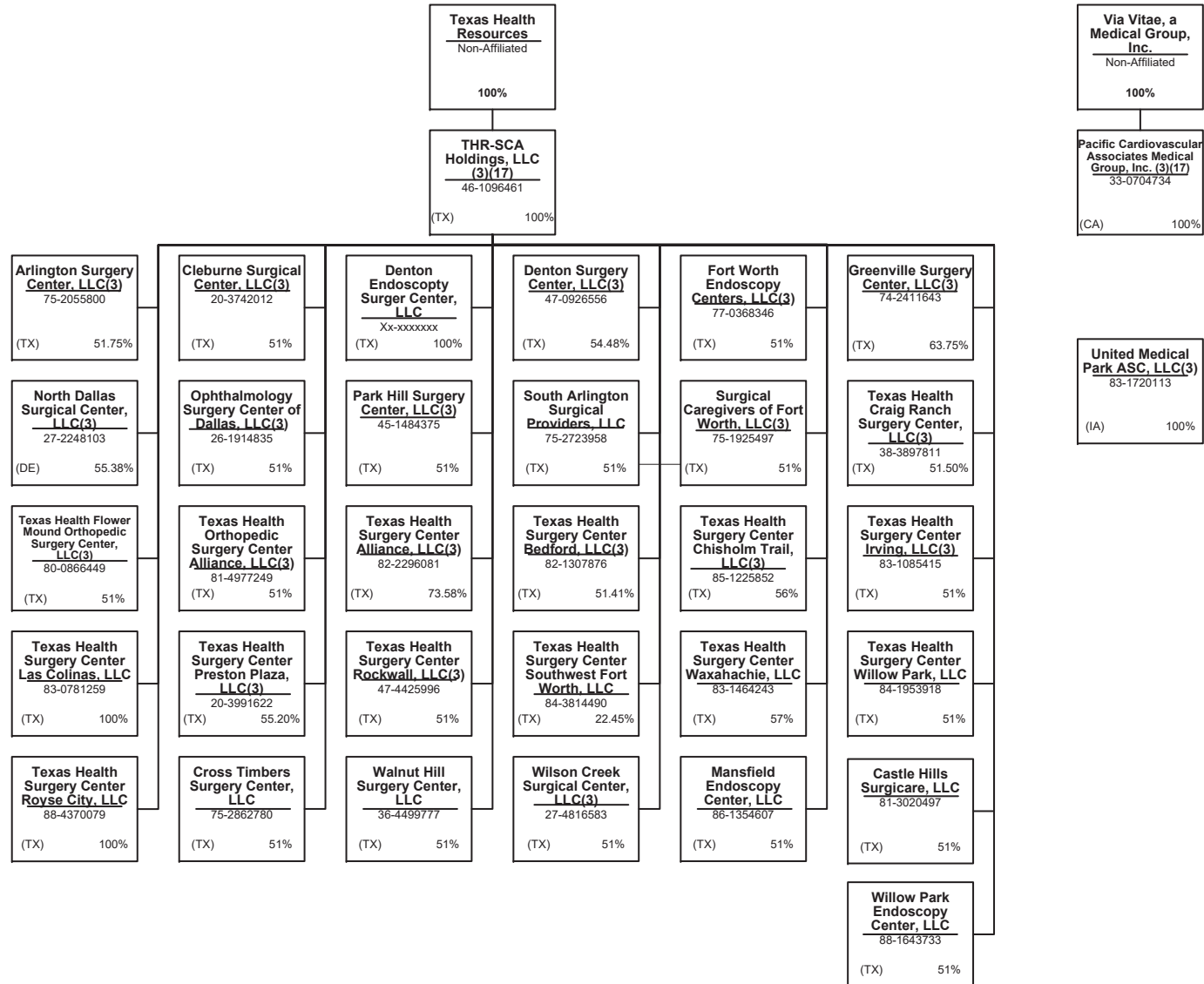
Continued on Next Page

SCHEDULE Y – INFORMATION CONCERNING ACTIVITIES OF INSURER MEMBERS OF A HOLDING COMPANY GROUP
PART 1 – ORGANIZATIONAL CHART

Surgical Care Affiliates, LLC
 (DE) 20-8922307 100%

Continued from Previous Page

Substantively Controlled Surgical Care Affiliate Entities



SCHEDULE Y – INFORMATION CONCERNING ACTIVITIES OF INSURER MEMBERS OF A HOLDING COMPANY GROUP
PART 1 – ORGANIZATIONAL CHART

Professionally Owned Entities

<u>Entity Name</u>	<u>Juris.</u>	<u>Federal Tax ID</u>	<u>Entity Name</u>	<u>Juris.</u>	<u>Federal Tax ID</u>
4C Medical Group, PLC	AZ	45-2402948	Carbondale Counseling Associates LLC	IL	47-1130641
A.G. Dikengil, Inc.	NJ	22-3149900	CareMount Health Solutions ACO, LLC	NY	n/a
AbleTo Behavioral Health Services of Michigan, P.C.	MI	85-4328419	Carolina Behavioral Care, P.A.	NC	56-1780933
AbleTo Behavioral Health Services of New Jersey, P.C.	NJ	85-4306375	Carroll Counseling Center LLC	MD	52-2072546
AbleTo Behavioral Health Services, PC	CT	47-5519672	Centers for Family Medicine, GP	CA	33-0483510
AbleTo Licensed Clinical Social Worker Services, P.C.	CA	85-0739865	Christopher Stalberg, M.D., PLLC	AZ	n/a
AbleTo Psychiatry Health Services, P.C.	MA	88-2290313	Cielo House, Inc.	CA	87-2440218
AHN Accountable Care Organization, LLC	IN	45-4171713	Cognitive-Behavioral Therapy Center of Western North Carolina, P.A.	NC	20-3056794
Aleph Psychological Services Inc.	CA	46-3477124	Colonial Family Practice, L.L.C.	SC	--
American Health Network of Indiana, LLC	IN	35-2108729	Columbia Counseling Center P.A.	MD	52-2052733
Angie Coil FNP, PLLC	AZ	81-2112951	Connect Medical, P.C.	NY	32-0551188
AppleCare Hospitalists Medical Group, Inc.	CA	14-1890491	David C. Anderholm, M.D., P.A.	MN	41-1879063
AppleCare Medical ACO, LLC	CA	45-2852872	David Moen, M.D. P.C.	NY	81-5101448
AppleCare Medical Group St. Francis, Inc.	CA	33-0845269	David R. Ferrell, M.D., P.C.	NV	45-2380022
AppleCare Medical Group, Inc.	CA	33-0898174	Day-OP Center Of Long Island Inc.	NY	11-2811353
ArchWell Health Professional Services Holding Co.	DE	86-3278602	DBT and EMDR Specialists, P.A.	MN	47-3322541
ArchWell Health Professional Services of Alabama, LLC	AL	86-3152173	Doc Martins, PLLC	AZ	20-0419099
ArchWell Health Professional Services of Arizona, LLC	AZ	87-2986923	Durable Medical Equipment, Inc.	MA	04-3106404
ArchWell Health Professional Services of Florida, P.A.	FL	88-3481216	Elite Focus Clinic, Inc., a Professional Corporation	CA	47-3861802
ArchWell Health Professional Services of Kansas, P.A.	KS	86-3241870	Empire Physicians' Medical Group, Inc.	CA	33-0181426
ArchWell Health Professional Services of Nebraska, LLC	NE	87-3065955	Eugene Center of Anxiety and Stress, LLC	OR	83-2740282
ArchWell Health Professional Services of Nevada, P.C.	NV	88-1285211	Eugene Therapy, LLC	OR	90-0624377
ArchWell Health Professional Services of North Carolina, P.C.	NC	86-3222071	Everett Physicians, Inc. P.S.	WA	81-1625636
ArchWell Health Professional Services of Oklahoma, LLC	OK	86-3190019	Evolve, LLC	WI	61-1752488
ARTA Western California, Inc.	CA	33-0658815	Family Counseling Associates of Salem Andover LLC	NH	27-0820363
Aspectus, Inc.	MA	04-3403101	Ferrell Physician Services, P.C.	NY	87-4007730
Astra Medical Clinic, PLLC	AZ	86-0882561	First Hill Surgery Center, LLC	WA	47-2066485
Atrius Health, Inc.	MA	n/a	First Step Services, LLC	NC	51-0484581
Beaver Medical Group, P.C.	CA	33-0645967	Flagstaff Family Physicians, PLLC	AZ	86-0959327
Behavioral Solutions, P.C.	MA	04-3316367	Good Samaritan Medical Practice Association, Inc., A Medical Group	CA	95-3969271
Better Health Value Network, LLC	WA	47-4349079	Greater Phoenix Collaborative Care, P.C.	AZ	27-2337725
Bexar Imaging Center, LLC	TX	22-3858211	HealthCare Partners Affiliates Medical Group	CA	95-4526112
California Spring Holdings, PC	CA	81-0881243	HealthCare Partners ASC-HB, LLC	CA	26-4247365

SCHEDULE Y – INFORMATION CONCERNING ACTIVITIES OF INSURER MEMBERS OF A HOLDING COMPANY GROUP
PART 1 – ORGANIZATIONAL CHART

Professionally Owned Entities

<u>Entity Name</u>	<u>Juris.</u>	<u>Federal Tax ID</u>	<u>Entity Name</u>	<u>Juris.</u>	<u>Federal Tax ID</u>
HealthCare Partners Associates Medical Group, P.C.	CA	45-5273760	Landmark Medical of Pennsylvania, PC	PA	81-1605378
HealthCare Partners Medical Group, P.C.	CA	95-4340584	Landmark Medical of Rhode Island, PC	RI	84-2830065
Heron Ridge Assoc., P.L.C.	MI	80-0020865	Landmark Medical of Tennessee, PC	TN	30-1288593
Homecare Dimensions of Florida, Inc.	TX	81-0884465	Landmark Medical of Texas, PA	TX	83-2296389
Homecare Dimensions, Inc.	TX	74-2758644	Landmark Medical of Utah, PC	UT	84-2660339
IN Style OPTICAL, LLC	MA	27-3296953	Landmark Medical of Virginia, P.C.	VA	85-0839774
Inland Faculty Medical Group, Inc.	CA	33-0618077	Landmark Medical of Washington, PC	WA	47-3028655
Inspiris Medical Services of New Jersey, P.C.	NJ	45-2563134	Landmark Medical, P.C.	NY	47-1588943
INSPIRIS of Michigan Medical Services, P.C.	MI	27-1561674	Level2 Medical Services, P.A.	DE	84-5003916
INSPIRIS of New York Medical Services, P.C.	NY	13-4168739	Level2 Medical Services, P.A. New Jersey	NJ	87-2684015
INSPIRIS of Pennsylvania Medical Services, P.C.	PA	26-2895670	Level2 Medical Services, P.C. Alaska	AK	87-2600511
Jonathan E. Goldberg, Ph.D., Inc.	MA	26-3013277	Level2 Medical Services, P.C. California	CA	92-1153396
Joyce Marter & Associates, P.C.	IL	26-3478896	Level2 Medical Services, P.C. Utah	UT	87-0989804
K.P. Counseling, Ltd.	IL	30-0089259	Life Strategies Counseling, Inc.	AR	20-0468524
Kelsey-Seybold Medical Group, PLLC	TX	76-0386391	LifeSolutions Counseling Associates, P.C.	IN	26-3292877
KS Pharm, LLC	TX	84-2355006	March Vision Care Group, Incorporated	CA	95-4874334
KS SC, LLC	TX	84-2241460	March Vision Care IPA, Inc.	NY	27-3115058
Landmark Medical of Arkansas, P.A.	AR	85-0997438	March Vision Care of Texas, Inc.	TX	45-4227915
Landmark Medical of California, PC	CA	47-4553619	MAT-RX DEVELOPMENT, L.L.C.	TX	43-1967820
Landmark Medical of Connecticut, PC	CT	83-2295301	Mat-Rx Fort Worth GP, L.L.C.	TX	35-2262695
Landmark Medical of Florida, P.A.	FL	85-0838149	ME Urgent Care Nebraska, Inc.	NE	81-0936574
Landmark Medical of Idaho, PC	ID	92-0496439	MedExpress Employed Services, Inc.	DE	81-1265129
Landmark Medical of Kansas, P.A.	KS	82-4633545	MedExpress Primary Care Arizona, P.C.	AZ	81-4550969
Landmark Medical of Kentucky, PSC	KY	82-4881602	MedExpress Primary Care Arkansas, P.A.	AR	84-4234388
Landmark Medical of Louisiana, a Professional Corporation	LA	82-4881732	MedExpress Primary Care Kansas, P.A.	KS	81-4605885
Landmark Medical of Massachusetts, PLLC	MA	81-5364097	MedExpress Primary Care Maryland, P.C.	MD	82-3384324
Landmark Medical of Michigan, P.C.	MI	86-3599871	MedExpress Primary Care Massachusetts, P.C.	MA	82-1096099
Landmark Medical of Mississippi, P.C.	MS	82-5084178	MedExpress Primary Care Minnesota P.C.	MN	81-4396738
Landmark Medical of Missouri, P.C.	MO	82-4857713	MedExpress Primary Care Oklahoma, P.C.	OK	83-1077265
Landmark Medical of New Hampshire, P.C.	NH	85-1174070	MedExpress Primary Care South Carolina, P.C.	SC	83-0764858
Landmark Medical of North Carolina, P.C.	NC	82-4256752	MedExpress Primary Care Texas, P.A.	TX	84-2500750
Landmark Medical of Ohio, Professional Corporation	OH	82-4864947	MedExpress Primary Care Virginia, P.C.	VA	82-3395792
Landmark Medical of Oregon, PC	OR	47-2926188	MedExpress Primary Care West Virginia, Inc.	WV	82-4401181

SCHEDULE Y – INFORMATION CONCERNING ACTIVITIES OF INSURER MEMBERS OF A HOLDING COMPANY GROUP
PART 1 – ORGANIZATIONAL CHART

Professionally Owned Entities

<u>Entity Name</u>	<u>Juris.</u>	<u>Federal Tax ID</u>	<u>Entity Name</u>	<u>Juris.</u>	<u>Federal Tax ID</u>
MedExpress Primary Care Wisconsin, S.C.	WI	81-4563448	Mental Health Resources, PLLC	TN	62-1396317
MedExpress Urgent Care – New Jersey, P.C.	NJ	45-5388778	MH Physician Three Holdco, a Medical Corporation	CA	27-4691544
MedExpress Urgent Care - Northern New Jersey PC	NJ	83-2089623	MHCH, Inc.	CA	80-0507474
MedExpress Urgent Care Arizona, P.C.	AZ	81-4030280	MHIPA Physician Two Holdco, a Medical Corporation	CA	27-4691508
MedExpress Urgent Care Arkansas, P.A.	AR	46-4348120	Mindscales Counseling, LLC	CT	47-2117693
MedExpress Urgent Care California, P.C.	CA	82-0930142	Mobile Medical Services of New Jersey, PC	NJ	81-2977678
MedExpress Urgent Care Connecticut, P.C.	CT	81-1956812	Mobile Medical Services, P.C.	NY	30-0445773
MedExpress Urgent Care Idaho, P.C.	ID	82-1135336	Moen, M.D., P.C.	CA	85-3287029
MedExpress Urgent Care Illinois, P.C.	IL	47-4308614	Monarch Health Plan, Inc.	CA	22-3935634
MedExpress Urgent Care Iowa, P.C.	IA	81-5353472	Monarch HealthCare, A Medical Group, Inc.	CA	33-0587660
MedExpress Urgent Care Kansas, P.A.	KS	47-1919283	Monika Roots, M.D., P.C.	CA	84-4887072
MedExpress Urgent Care Minnesota P.C.	MN	81-1125396	NAMM Medical Group Holdings, Inc.	CA	56-2627070
MedExpress Urgent Care Missouri P.C.	MO	47-3132625	naviHealth Michigan HBPC, P.C.	MI	84-3469040
MedExpress Urgent Care North Carolina, P.C.	NC	81-5138747	NC Center For Resiliency, PLLC	NC	47-2693055
MedExpress Urgent Care Oregon, P.C.	OR	82-1919436	New Perspectives Center for Counseling & Therapy, L.L.C.	OR	93-1173779
MedExpress Urgent Care Rhode Island, P.C.	RI	81-5362765	New York Licensed Clinical Social Work, P.C.	NY	86-3891057
MedExpress Urgent Care South Carolina, P.C.	SC	81-5380706	Northlight Counseling Associates, Inc.	AZ	86-0646417
MedExpress Urgent Care Texas, P.A.	TX	47-5147441	Northwest Medical Group Alliance, LLC	WA	91-1699944
MedExpress Urgent Care Washington, P.C.	WA	82-2443118	NPN IPA Washington, PLLC	WA	61-1855159
MedExpress Urgent Care Wisconsin, S.C.	WI	81-4281678	Oakland Psychological Clinic, P.C.	MI	38-2481929
MedExpress Urgent Care, Inc. – West Virginia	WV	26-4546400	OHR Physician Group, P.C.	OR	93-0979031
MedExpress Urgent Care, P.C. – Georgia	GA	47-1804667	Optum Clinic, P.A.	TX	75-2778455
MedExpress Urgent Care, P.C. – Indiana	IN	90-0929572	Optum Medical Care of New Jersey, P.C.	NJ	22-3624559
MedExpress Urgent Care, P.C. – Maryland	MD	45-3461101	Optum Medical Care, P.C.	NY	13-3544120
MedExpress Urgent Care, P.C. – Massachusetts	MA	47-1857908	Optum Medical Services of California, P.C.	CA	30-0826311
MedExpress Urgent Care, P.C. – Michigan	MI	46-4793937	Optum Medical Services of Colorado, P.C.	CO	45-5424191
MedExpress Urgent Care, P.C. – Oklahoma	OK	47-1824365	Optum Medical Services, P.C.	NC	45-3866363
MedExpress Urgent Care, P.C. – Pennsylvania	PA	26-3750502	OptumCare Portland, LLC	OR	93-1306308
MedExpress Urgent Care, P.C. – Tennessee	TN	45-4973138	Oregon Healthcare Resources, LLC	OR	27-3674492
MedExpress Urgent Care, P.C. – Virginia	VA	45-3123110	PE Healthcare Associates, LLC	NY	27-4496894
MedExpress Urgent Care, P.S.C. - Kentucky	KY	83-1565124	Peninsula Psychological Center, Inc., P.S.	WA	91-1885912
MedExpress, Inc. – Delaware	DE	45-5436856	Perspectives of Troy, P.C.	MI	38-2592367
Memorial Healthcare IPA, GP	CA	95-4688463	Physician Partners Medical Group, Inc.	CA	30-0516435

SCHEDULE Y – INFORMATION CONCERNING ACTIVITIES OF INSURER MEMBERS OF A HOLDING COMPANY GROUP
PART 1 – ORGANIZATIONAL CHART

Professionally Owned Entities

Entity Name	Juris.	Federal Tax ID	Entity Name	Juris.	Federal Tax ID
Physician United PLLC	AZ	84-3476733	Refresh In-Home Counseling LLC	IL	82-5351068
Physicians Care Network, L.L.C.	WA	91-1822767	Refresh Pennsylvania, LLC	PA	84-1756547
Physicians Medical Group of San Jose, Inc.	CA	94-2722082	Reliant Medical Group The Endoscopy Center, LLC	MA	20-5251393
Physicians Medical Health Plan	CA	84-3715606	Reliant Medical Group, Inc.	MA	04-2472266
Physicians Medical Holdings	CA	86-2631012	Riverside Community Healthplan Medical Group, Inc.	CA	33-0055097
Pilot Holdings, P.C.	CA	87-3931756	Riverside Electronic Healthcare Resources, Inc.	CA	20-3420379
Pinnacle Medical Group, Inc.	CA	33-0795271	Robert B. McBeath, M.D. II, P.C.	NV	86-0857176
Polyclinic Holdings, P.C.	WA	83-3042027	Robert B. McBeath, M.D. III, P.C.	NV	46-2662506
POLYCLINIC MANAGEMENT SERVICES COMPANY, LLC	WA	46-0508606	Robert B. McBeath, M.D., Professional Corporation	NV	88-0310956
Primary Care Associated Medical Group, Inc.	CA	33-0527335	Saad A. Shakir, M.D., Inc.	CA	77-0398259
ProHEALTH Accountable Care Medical Group, PLLC	NY	45-4469117	San Bernardino Medical Group, Inc.	CA	--
ProHEALTH Ambulatory Surgery Center, Inc.	NY	11-3447394	Sanvello Behavioral Health Services of New Jersey, P.C.	NJ	85-0666386
ProHEALTH Care Associates of New Jersey LLP	NJ	47-5656253	Sanvello Behavioral Health Services of North Carolina, P.C.	NC	85-1959641
ProHEALTH Care Associates, L.L.P.	NY	11-3355604	Sanvello Behavioral Health Services of Texas, P.A.	TX	84-3152209
ProHEALTH Medical NY, P.C.	NY	47-1388406	Sanvello Behavioral Health Services, P.A.	DE	84-1754732
ProHealth Physicians, P.C.	CT	06-1469068	Saris Counseling, LLC	WI	n/a
ProHEALTH Urgent Care Medicine of New Jersey LLP	NJ	47-5661535	Seattle Psychology, P.L.L.C.	WA	46-3238571
ProHEALTH Urgent Care Medicine, PLLC	NY	46-1883579	SecureMD Professionals - California, PC	CA	46-3057015
Prospero Health Partners Florida, Inc.	FL	85-0775386	Serenity Family and Psychological Counseling Center, P.C.	CA	45-3802527
Prospero Health Partners New York, P.C.	NY	82-2400620	Shark Holdings, P.C.	CA	87-3142148
Prospero Health Partners North Carolina, P.C.	NC	84-4569314	Sherman Counseling Management, S.C.	WI	47-5082677
Prospero Health Partners, P.C.	MN	84-3234753	Silicon Valley TMS of Monterey Bay, GP	CA	81-3200297
Prospero Medical Services New Jersey, P.C.	NJ	84-3844362	Southwest Internal Medicine Group, Robert Ruiz, M.D., PLLC	AZ	86-0516447
Prospero Medical Services, P.A.	FL	87-2406404	Spring Behavioral Health of New Jersey, LLC	NJ	82-3087236
Psychiatry Services of New York, P.C.	NY	85-0921665	Springfield Psychological, P.C.	PA	23-2833266
Psychiatry Specialists Inc.	IL	27-3409538	Surgical Eye Experts, LLC	MA	65-1321064
Psychological Healthcare, PLLC	NY	16-1484552	Surprise Health Center, PLLC	AZ	86-1047772
Red Oak Counseling, Ltd.	WI	20-0785644	Susan Albright P.L.C.	AZ	20-5176158
Redlands Family Practice Medical Group, Inc.	CA	56-2627067	Talbert Medical Group, P.C.	CA	93-1172065
Refresh Canopy Cove, Inc.	FL	82-3603285	The Everett Clinic, PLLC	WA	91-0214500
Refresh Centers, Inc.	IN	30-0358493	The Polyclinic, PLLC	WA	91-0369070
Refresh Connecticut LLC	CT	84-2663780	The Potter's House Family & Children Treatment Center, LLC	GA	20-8357849
Refresh Evolve, LLC	WI	83-4507157	The Tabor Therapy Group, Inc.	IL	46-5461304

SCHEDULE Y – INFORMATION CONCERNING ACTIVITIES OF INSURER MEMBERS OF A HOLDING COMPANY GROUP
PART 1 – ORGANIZATIONAL CHART

Professionally Owned Entities

<u>Entity Name</u>	<u>Juris.</u>	<u>Federal Tax ID</u>	<u>Entity Name</u>	<u>Juris.</u>	<u>Federal Tax ID</u>
Triangle Counseling Agency, Inc.	NC	26-2552129			
USMD Diagnostic Services, LLC	TX	27-2803133			
USMD Hospital at Arlington, L.P.	TX	73-1662763			
USMD Hospital at Fort Worth, L.P.	TX	20-3571243			
USMD of Arlington GP, L.L.C.	TX	73-1662757			
Vitucci, LCSW, P.C.	IL	85-1453387			
Warner Family Practice, P.C.	AZ	86-0462952			
Waypoint Minnesota PC	MN	46-2854394			
WellMed Florida Medicare ACO, LLC	TX	84-2233329			
WellMed Florida Services, PLLC	TX	45-2158334			
WellMed Greater Texas Medicare ACO, LLC	TX	84-2178104			
WellMed Medical Group, P.A.	TX	74-2574229			
WellMed Network of Florida, Inc.	TX	35-2314192			
WellMed Networks - DFW, Inc.	TX	41-2250215			
WellMed Networks, Inc.	TX	74-2889447			
WellMed of Las Cruces, Inc.	TX	92-0183013			
WellMed Tampa/Orlando Medicare ACO, LLC	TX	84-2193803			
WellMed Texas Medicare ACO, LLC	TX	84-2219968			
XLHome Michigan, P.C.	MI	46-3537245			
XLHome Northeast, P.C.	NJ	45-5530241			
XLHome Oklahoma, Inc.	OK	46-2931689			
XLHome, P.C.	MD	27-3543997			

Organizational Chart Footnotes

- (1) Entity is owned in full or in part by a UnitedHealth Group Incorporated friendly physician.
- (2) Control of the Foundation is based on sole membership, not the ownership of voting securities.
- (3) The remaining percentage is owned either by a non-affiliated entity, outside investor(s), current/former company officer(s), or third party shareholder(s).
- (4) The minority percentage is owned by one or more affiliated UnitedHealth Group Incorporated subsidiaries. Voting rights do vary.
- (5) No information of the other shareholder(s) has been provided
- (6) General partnership interests are held by United HealthCare Services, Inc. (89.77%) and by UnitedHealthcare, Inc. (10.23%). United HealthCare Services, Inc. also holds 100% of the limited partnership interests. When combining general and limited partner interests, United HealthCare Services, Inc. owns 94.18% and UnitedHealthcare, Inc. owns 5.83%.
- (7) Branch offices in Iraq and Uganda.
- (8) H&W Indemnity (SPC), Ltd. is an exempted segregated portfolio company organized under the laws of the Cayman Islands and holds a Cayman insurance license.
- (9) Registered as a foreign shareholder in Brazil.
- (10) Open
- (11) Polar II Fundo de Investimento em Participações is a Brazilian private equity investment fund incorporated in the form of a closed-end condominium.
- (12) N/A
- (13) Entity has a representative office in Beijing, China.
- (14) Open
- (15) Registered branch in the United Kingdom.
- (16) Open
- (17) Entity is not directly owned by the parent. However, the parent does have a viable economic interest as well as control over the entity through contractual agreements.

ANNUAL STATEMENT FOR THE YEAR 2022 OF THE UnitedHealthcare Plan of the River Valley, Inc.

SCHEDULE Y

PART 1A - DETAIL OF INSURANCE HOLDING COMPANY SYSTEM

1	2	3	4	5	6	7	8	9	10	11	12	13	14	15	16
Group Code	Group Name	NAIC Company Code	ID Number	Federal RSSD	CIK	Name of Securities Exchange if Publicly Traded (U.S. or International)	Names of Parent, Subsidiaries Or Affiliates	Domiciliary Location	Relationship to Reporting Entity	Directly Controlled by (Name of Entity/Person)	Type of Control (Ownership, Board, Management, Attorney-in-Fact, Influence, Other)	If Control is Ownership Provide Percentage	Ultimate Controlling Entity(ies)/Person(s)	Is an SCA Filing Required? (Yes/No)	*
		00000	98-1308130				1070715 B.C. Unlimited Liability Company	..CAN	..NIA	OptumRx Group Holdings, Inc.	Ownership	100.000	UnitedHealth Group Incorporated	..NO	
		00000	20-2904092				1st Avenue Pharmacy, Inc.	..WA	..NIA	Genoa Healthcare LLC	Ownership	100.000	UnitedHealth Group Incorporated	..NO	
		00000	27-2624551				310 Canyon Medical, LLC	..CA	..NIA	Monarch Management Services, Inc.	Ownership	100.000	UnitedHealth Group Incorporated	..NO	
		00000	45-2402948				4C Medical Group, PLC	..AZ	..NIA	Greater Phoenix Collaborative Care, P.C.	Ownership	100.000	UnitedHealth Group Incorporated	..NO	1
		00000	84-1900997				4C MSO LLC	..DE	..NIA	Collaborative Care Holdings, LLC	Ownership	70.000	UnitedHealth Group Incorporated	..NO	
		00000	35-2607738				5995 Minnetonka, LLC	..DE	..NIA	UnitedHealthcare Insurance Company	Ownership	100.000	UnitedHealth Group Incorporated	..NO	
		00000	41-2174802				A Better Way Therapy, L.L.C.	..NE	..NIA	Refresh Mental Health, Inc.	Ownership	100.000	UnitedHealth Group Incorporated	..NO	
		00000	22-3149900				A.G. Dikengil, Inc.	..NJ	..NIA	Optum Medical Care of New Jersey, P.C.	Ownership	100.000	UnitedHealth Group Incorporated	..NO	1
		00000					A+ Learning and Development Centers LLC	..OH	..NIA	OhioSolutions.org LLC	Ownership	100.000	UnitedHealth Group Incorporated	..NO	
		00000	85-4328419				AbleTo Behavioral Health Services of Michigan, P.C.	..MI	..NIA	Physician(s) Owned	Influence	0.000	UnitedHealth Group Incorporated	..NO	1
		00000	85-4306375				AbleTo Behavioral Health Services of New Jersey, P.C.	..NJ	..NIA	Physician(s) Owned	Influence	0.000	UnitedHealth Group Incorporated	..NO	1
		00000	47-5519672				AbleTo Behavioral Health Services, PC	..CT	..NIA	Physician(s) Owned	Influence	0.000	UnitedHealth Group Incorporated	..NO	1
		00000	85-0739865				AbleTo Licensed Clinical Social Worker Services, P.C.	..CA	..NIA	Physician(s) Owned	Influence	0.000	UnitedHealth Group Incorporated	..NO	1
		00000	88-2290313				AbleTo Psychiatry Health Services, P.C.	..MA	..NIA	Physician(s) Owned	Influence	0.000	UnitedHealth Group Incorporated	..NO	1
		00000	46-2468224				AbleTo, Inc.	..DE	..NIA	Avery Parent Holdings, Inc.	Ownership	100.000	UnitedHealth Group Incorporated	..NO	
		00000	26-3329157				Accurate Rx Pharmacy Consulting, LLC	..MO	..NIA	Diplomat Pharmacy, Inc.	Ownership	100.000	UnitedHealth Group Incorporated	..NO	
		00000	41-1913523				AccuReg Holdings, LLC	..DE	..NIA	OptumInsight, Inc.	Ownership	100.000	UnitedHealth Group Incorporated	..NO	
		00000	27-0015861				ACN Group IPA of New York, Inc.	..NY	..NIA	OptumHealth Care Solutions, LLC	Ownership	100.000	UnitedHealth Group Incorporated	..NO	
		00000	98-1446128				ACN Group of California, Inc.	..CA	..IA	OptumHealth Care Solutions, LLC	Ownership	100.000	UnitedHealth Group Incorporated	..NO	
		00000	98-1446128				Administradora Clínica La Colina S.A.S.	..COL	..NIA	CDC Holdings Colombia S.A.S.	Ownership	50.000	UnitedHealth Group Incorporated	..NO	
		00000	98-1446128				Administradora Clínica La Colina S.A.S.	..COL	..NIA	Banmedica Internacional SpA	Ownership	50.000	UnitedHealth Group Incorporated	..NO	
		00000	98-1446125				Administradora Country S.A.S.	..COL	..NIA	Banmedica Internacional SpA	Ownership	50.000	UnitedHealth Group Incorporated	..NO	
		00000	98-1446125				Administradora Country S.A.S.	..COL	..NIA	CDC Holdings Colombia S.A.S.	Ownership	50.000	UnitedHealth Group Incorporated	..NO	
		00000	98-1451601				Administradora Médica Centromed S.A.	..CHL	..NIA	Vida Integra S.p.A.	Ownership	76.750	UnitedHealth Group Incorporated	..NO	
		00000	88-399538				Advanced Surgery Center of Carlsbad, LLC	..CA	..NIA	SCA-Carlsbad Holdings, LLC	Ownership	100.000	UnitedHealth Group Incorporated	..NO	
		00000	20-1310827				Advanced Surgery Center of Clifton, LLC	..NJ	..NIA	SCA Clifton, LLC	Ownership	74.100	UnitedHealth Group Incorporated	..NO	
		00000	47-5144859				Advanced Surgical Center, LLC	..TX	..NIA	SCA Duncanville Holdings, LLC	Ownership	51.000	UnitedHealth Group Incorporated	..NO	
		00000	26-4093335				Advanced Surgical Hospital, LLC	..PA	..NIA	SCA Southwestern PA, LLC	Ownership	60.796	UnitedHealth Group Incorporated	..NO	
		00000	26-3209183				Advanced Therapy Associates, LLC	..OK	..NIA	Refresh Mental Health, Inc.	Ownership	100.000	UnitedHealth Group Incorporated	..NO	
		00000	47-5337115				Advocate Condell Ambulatory Surgery Center, LLC	..IL	..NIA	Advocate-SCA Partners, LLC	Ownership	51.000	UnitedHealth Group Incorporated	..NO	
		00000	36-4437931				Advocate Southwest Ambulatory Surgery Center, LLC	..IL	..NIA	Advocate-SCA Partners, LLC	Ownership	63.000	UnitedHealth Group Incorporated	..NO	
		00000	47-4012497				Advocate-SCA Partners, LLC	..DE	..NIA	SCA-Illinois, LLC	Ownership	51.000	UnitedHealth Group Incorporated	..NO	
		00000	46-1494814				Affirmations Psychological Services, LLC	..OH	..NIA	Refresh Mental Health, Inc.	Ownership	100.000	UnitedHealth Group Incorporated	..NO	
		00000	45-4171713				AHN Accountable Care Organization, LLC	..IN	..NIA	American Health Network of Indiana, LLC	Ownership	100.000	UnitedHealth Group Incorporated	..NO	1
		00000	35-2109566				AHN Central Services, LLC	..IN	..NIA	AHN Target Holdings, LLC	Ownership	100.000	UnitedHealth Group Incorporated	..NO	
		00000	35-2582899				AHN Target Holdings, LLC	..DE	..NIA	Collaborative Care Holdings, LLC	Ownership	80.100	UnitedHealth Group Incorporated	..NO	
		00000	30-1301656				Aircraft Flight Specialists LLC	..DE	..NIA	United HealthCare Services, Inc.	Ownership	100.000	UnitedHealth Group Incorporated	..NO	
		00000	46-3477124				Aleph Psychological Services Inc.	..CA	..NIA	Physician(s) Owned	Influence	0.000	UnitedHealth Group Incorporated	..NO	1
		00000	98-1447435				Aliansalud Entidad Promotora de Salud S.A.	..COL	..NIA	Banmedica S.A.	Ownership	76.290	UnitedHealth Group Incorporated	..NO	
		00000	98-1447435				Aliansalud Entidad Promotora de Salud S.A.	..COL	..NIA	Constructora Inmobiliaria Magapoq S.A.	Ownership	0.000	UnitedHealth Group Incorporated	..NO	
.0707	UnitedHealth Group Incorporated	82406	35-1665915				All Savers Insurance Company	..IN	..IA	Golden Rule Financial Corporation	Ownership	100.000	UnitedHealth Group Incorporated	..NO	
.0707	UnitedHealth Group Incorporated	73130	35-1744596				All Savers Life Insurance Company of California	..CA	..IA	Golden Rule Financial Corporation	Ownership	100.000	UnitedHealth Group Incorporated	..NO	
		00000	27-1367127				Alliance Surgical Center, LLC	..FL	..NIA	Endoscopy Center Affiliates, Inc.	Ownership	12.500	UnitedHealth Group Incorporated	..NO	

ANNUAL STATEMENT FOR THE YEAR 2022 OF THE UnitedHealthcare Plan of the River Valley, Inc.

SCHEDULE Y
PART 1A - DETAIL OF INSURANCE HOLDING COMPANY SYSTEM

1	2	3	4	5	6	7	8	9	10	11	12	13	14	15	16
Group Code	Group Name	NAIC Company Code	ID Number	Federal RSSD	CIK	Name of Securities Exchange if Publicly Traded (U.S. or International)	Names of Parent, Subsidiaries Or Affiliates	Domi-ciliary Location	Relation-ship to Reporting Entity	Directly Controlled by (Name of Entity/Person)	Type of Control (Ownership, Board, Management, Attorney-in-Fact, Influence, Other)	If Control is Ownership Provide Percentage	Ultimate Controlling Entity(ies)/Person(s)	Is an SCA Filing Re-quired? (Yes/No)	*
		00000	27-1367127				Alliance Surgical Center, LLC	FL	NIA	SCA-Alliance, LLC	Ownership	51.000	UnitedHealth Group Incorporated	NO	
		00000	87-2158427				Allina Health Heart and Vascular Surgery Center, LLC	MN	NIA	WestHealth JV Holdings, LLC	Ownership	51.000	UnitedHealth Group Incorporated	NO	2
		00000	87-1746250				Allina Health Surgery Center - Brooklyn Park, LLC	MN	NIA	WestHealth JV Holdings, LLC	Ownership	51.000	UnitedHealth Group Incorporated	NO	2
		00000	88-3732480				Allina Health Surgery Center - Lakeville, LLC	MN	NIA	WestHealth JV Holdings, LLC	Ownership	100.000	UnitedHealth Group Incorporated	NO	
		00000	88-2406421				Allina Health Surgery Center - Vadnais Heights, LLC	MN	NIA	WestHealth JV Holdings, LLC	Ownership	51.000	UnitedHealth Group Incorporated	NO	
		00000	63-1231942				Aloha Surgical Center, LLC	TN	NIA	Surgery Center of Maui, LLC	Ownership	67.000	UnitedHealth Group Incorporated	NO	
		00000	65-1095227				Ambient Healthcare, Inc.	FL	NIA	Ambient Holdings, Inc.	Ownership	100.000	UnitedHealth Group Incorporated	NO	
		00000	45-2161438				Ambient Holdings, Inc.	DE	NIA	Optum Infusion Services 500, Inc.	Ownership	100.000	UnitedHealth Group Incorporated	NO	
		00000	88-2464526				Ambulatory Partner Holdings, LLC	NY	NIA	SC Affiliates, LLC	Ownership	100.000	UnitedHealth Group Incorporated	NO	
		00000	35-1930805				American Health Network of Indiana II, LLC	IN	NIA	AHN Target Holdings, LLC	Ownership	100.000	UnitedHealth Group Incorporated	NO	
		00000	35-2108729				American Health Network of Indiana, LLC	IN	NIA	Physician(s) Owned	Influence	0.000	UnitedHealth Group Incorporated	NO	1
		00000	85-2849994				American Health Network of Kentucky, LLC	KY	NIA	AHN Target Holdings, LLC	Ownership	100.000	UnitedHealth Group Incorporated	NO	
		00000	45-4132160				American Health Network of Ohio Care Organization, LLC	OH	NIA	AHN Target Holdings, LLC	Ownership	100.000	UnitedHealth Group Incorporated	NO	
		00000	31-1424956				American Health Network of Ohio II, LLC	OH	NIA	AHN Target Holdings, LLC	Ownership	100.000	UnitedHealth Group Incorporated	NO	
		00000	31-1424957				American Health Network of Ohio, LLC	OH	NIA	AHN Target Holdings, LLC	Ownership	100.000	UnitedHealth Group Incorporated	NO	
		00000	54-1743136				AmeriChoice Corporation	DE	NIA	UnitedHealth Group Incorporated	Ownership	100.000	UnitedHealth Group Incorporated	NO	
0707	UnitedHealth Group Incorporated	95497	22-3368602				AmeriChoice of New Jersey, Inc.	NJ	IA	AmeriChoice Corporation	Ownership	100.000	UnitedHealth Group Incorporated	NO	
		00000	98-1108620				AMG Health, LLC	DE	NIA	Collaborative Care Services, Inc.	Ownership	100.000	UnitedHealth Group Incorporated	NO	
		00000	98-1108620				Amico Saúde Ltda.	BRA	NIA	Santa Helena Assistência Médica S.A.	Ownership	99.346	UnitedHealth Group Incorporated	NO	
		00000	98-1108620				Amico Saúde Ltda.	BRA	NIA	Cemed Care - Empresa de Atendimento Clínico Geral Ltda.	Ownership	0.654	UnitedHealth Group Incorporated	NO	
		00000	20-4446058				Amigo Family Counseling, LLC	OH	NIA	Refresh Mental Health, Inc.	Ownership	100.000	UnitedHealth Group Incorporated	NO	
		00000	98-1454564				Amil Assistência Médica Internacional S.A.	BRA	NIA	Participações Multiestratégia	Ownership	100.000	UnitedHealth Group Incorporated	NO	
		00000	81-2112951				Análisis Clínicos ML S.A.C.	PER	NIA	Pacífico S.A. Entidad Prestadora de Salud	Ownership	100.000	UnitedHealth Group Incorporated	NO	
		00000	82-5124069				Angie Coil FNP, PLLC	AZ	NIA	Greater Phoenix Collaborative Care, P.C.	Ownership	100.000	UnitedHealth Group Incorporated	NO	1
		00000	82-4763728				Angiografia e Hemodinâmica Madre Theodora Ltda.	BRA	NIA	Esho - Empresa de Serviços Hospitalares S.A.	Ownership	51.000	UnitedHealth Group Incorporated	NO	
		00000	36-4210293				Anne Arundel-SCA Holdings, LLC	MD	NIA	SCA-Anne Arundel, LLC	Ownership	33.340	UnitedHealth Group Incorporated	NO	2
		00000	26-3913051				Anne Arundel-SCA Surgicenter, LLC	MD	NIA	Anne Arundel-SCA Holdings, LLC	Ownership	62.260	UnitedHealth Group Incorporated	NO	2
		00000	14-1890491				Antelope Valley Surgery Center, L.P.	CA	NIA	NSC Lancaster, LLC	Ownership	91.747	UnitedHealth Group Incorporated	NO	
		00000	33-0845269				Apothecary Holdings, Inc.	DE	NIA	OptumRx Holdings, LLC	Ownership	100.000	UnitedHealth Group Incorporated	NO	
		00000	33-0898174				AppleCare Hospitalists Medical Group, Inc.	CA	NIA	Physician(s) Owned	Influence	0.000	UnitedHealth Group Incorporated	NO	1
		00000	27-2068687				AppleCare Medical ACO, LLC	CA	NIA	AppleCare Medical Group, Inc.	Ownership	100.000	UnitedHealth Group Incorporated	NO	1
		00000	86-3124559				AppleCare Medical Group St. Francis, Inc.	CA	NIA	Physician(s) Owned	Influence	0.000	UnitedHealth Group Incorporated	NO	1
		00000	86-3124559				AppleCare Medical Group, Inc.	CA	NIA	Physician(s) Owned	Influence	0.000	UnitedHealth Group Incorporated	NO	1
		00000	86-3124559				AppleCare Medical Management, LLC	DE	NIA	Collaborative Care Holdings, LLC	Ownership	100.000	UnitedHealth Group Incorporated	NO	
		00000	86-3124559				APS - Assistência Personalizada à Saúde Ltda.	BRA	NIA	Amil Assistência Médica Internacional S.A.	Ownership	100.000	UnitedHealth Group Incorporated	NO	
		00000	87-2065975				Aquitania Chilean Holding SpA	CHL	NIA	Bordeaux UK Holdings II Limited	Ownership	100.000	UnitedHealth Group Incorporated	NO	
		00000	75-2285078				Arcadia JV Holdings, LLC	DE	NIA	Surgicenters of Southern California, Inc.	Ownership	51.000	UnitedHealth Group Incorporated	NO	
		00000	75-2285078				Arcadia Outpatient Surgery Center, L.P.	CA	NIA	Surgicenters of Southern California, Inc.	Ownership	25.500	UnitedHealth Group Incorporated	NO	2
		00000	75-2285078				Arcadia Outpatient Surgery Center, L.P.	CA	NIA	Arcadia JV Holdings, LLC	Ownership	51.000	UnitedHealth Group Incorporated	NO	2
		00000	86-3124559				ArchWell Health MSO, LLC	DE	NIA	ArchWell Health, LLC	Ownership	100.000	UnitedHealth Group Incorporated	NO	

ANNUAL STATEMENT FOR THE YEAR 2022 OF THE UnitedHealthcare Plan of the River Valley, Inc.

SCHEDULE Y
PART 1A - DETAIL OF INSURANCE HOLDING COMPANY SYSTEM

1	2	3	4	5	6	7	8	9	10	11	12	13	14	15	16
Group Code	Group Name	NAIC Company Code	ID Number	Federal RSSD	CIK	Name of Securities Exchange if Publicly Traded (U.S. or International)	Names of Parent, Subsidiaries Or Affiliates	Domi-ciliary Location	Relation-ship to Reporting Entity	Directly Controlled by (Name of Entity/Person)	Type of Control (Ownership, Board, Management, Attorney-in-Fact, Influence, Other)	If Control is Ownership Provide Percentage	Ultimate Controlling Entity(ies)/Person(s)	Is an SCA Filing Re-quired? (Yes/No)	*
		00000	86-3278602				ArchWell Health Professional Services Holding Co.	DE	NIA	Physician(s) Owned	Influence	0.000	UnitedHealth Group Incorporated	NO	1
		00000	86-3152173				ArchWell Health Professional Services of Alabama, LLC	AL	NIA	ArchWell Health Professional Services Holding Co.	Ownership	100.000	UnitedHealth Group Incorporated	NO	1
		00000	87-2986923				ArchWell Health Professional Services of Arizona, LLC	AZ	NIA	ArchWell Health Professional Services Holding Co.	Ownership	100.000	UnitedHealth Group Incorporated	NO	1
		00000	88-3481216				ArchWell Health Professional Services of Florida, P.A.	FL	NIA	Physician(s) Owned	Influence	0.000	UnitedHealth Group Incorporated	NO	1
		00000	86-3241870				ArchWell Health Professional Services of Kansas, P.A.	KS	NIA	Physician(s) Owned	Influence	0.000	UnitedHealth Group Incorporated	NO	1
		00000	87-3065955				ArchWell Health Professional Services of Nebraska, LLC	NE	NIA	ArchWell Health Professional Services Holding Co.	Ownership	100.000	UnitedHealth Group Incorporated	NO	1
		00000	88-1285211				ArchWell Health Professional Services of Nevada, P.C.	NV	NIA	Physician(s) Owned	Influence	0.000	UnitedHealth Group Incorporated	NO	1
		00000	86-3222071				ArchWell Health Professional Services of North Carolina, P.C.	NC	NIA	Physician(s) Owned	Influence	0.000	UnitedHealth Group Incorporated	NO	1
		00000	86-3190019				ArchWell Health Professional Services of Oklahoma, LLC	OK	NIA	ArchWell Health Professional Services Holding Co.	Ownership	100.000	UnitedHealth Group Incorporated	NO	1
		00000	85-0496329				ArchWell Health, LLC	DE	NIA	Optum Growth Partners, LLC	Ownership	99.600	UnitedHealth Group Incorporated	NO	
		00000	46-4843100				Arise Physician Group	TX	NIA	SCA Austin Holdings, LLC	Ownership	100.000	UnitedHealth Group Incorporated	NO	
		00000	86-0813232				Arizona Physicians IPA, Inc.	AZ	IA	UnitedHealthcare, Inc.	Ownership	100.000	UnitedHealth Group Incorporated	NO	
		00000	75-2055800				Arlington Surgery Center, LLC	TX	NIA	Surgical Care Affiliates, LLC	Influence	0.000	UnitedHealth Group Incorporated	NO	
		00000	33-0658815				ARTA Western California, Inc.	CA	NIA	Physician(s) Owned	Influence	0.000	UnitedHealth Group Incorporated	NO	1
		00000	46-3907136				ASC Holdings of New Jersey, LLC	NJ	NIA	SC Affiliates, LLC	Ownership	80.410	UnitedHealth Group Incorporated	NO	
		00000	95-4348431				ASC Network, LLC	DE	NIA	Surgical Care Affiliates, LLC	Ownership	100.000	UnitedHealth Group Incorporated	NO	
		00000	04-3403101				Aspectus, Inc.	MA	NIA	Reliant Medical Group, Inc.	Ownership	100.000	UnitedHealth Group Incorporated	NO	1
		00000	86-0882561				Astra Medical Clinic, PLLC	AZ	NIA	Greater Phoenix Collaborative Care, P.C.	Ownership	100.000	UnitedHealth Group Incorporated	NO	1
		00000	87-1477698				ASV-HOPCo-SCA Cornerstone, LLC	FL	NIA	PPH Holdings, LLC	Ownership	100.000	UnitedHealth Group Incorporated	NO	
		00000	87-3912899				ASV-HOPCo-SCA Florida, LLC	FL	NIA	SCA-First Coast, LLC	Ownership	39.220	UnitedHealth Group Incorporated	NO	2
		00000	58-1287486				Atlanta Outpatient Surgery Center, Inc.	GA	NIA	SC Affiliates, LLC	Ownership	100.000	UnitedHealth Group Incorporated	NO	
		00000	74-2452953				Atlanta Surgery Center, Ltd. (L.P.)	GA	NIA	Atlanta Outpatient Surgery Center, Inc.	Ownership	66.030	UnitedHealth Group Incorporated	NO	
		00000					Atrius Health, Inc.	MA	NIA	Physician(s) Owned	Influence	0.000	UnitedHealth Group Incorporated	NO	1
		00000	87-1803974				Atrius MSO, LLC	DE	NIA	Collaborative Care Holdings, LLC	Ownership	100.000	UnitedHealth Group Incorporated	NO	
		00000	47-0990056				Audax Health Solutions, LLC	DE	NIA	Rally Health, Inc.	Ownership	100.000	UnitedHealth Group Incorporated	NO	
		00000	87-1746405				Aventura Medical Tower Surgery Center, LLC	FL	NIA	SCA Aventura Holdings, LLC	Ownership	51.000	UnitedHealth Group Incorporated	NO	
		00000	84-5191428				Avery Parent Holdings, Inc.	DE	NIA	OptumHealth Holdings, LLC	Ownership	100.000	UnitedHealth Group Incorporated	NO	
		00000	20-4057813				Aveta Inc.	DE	NIA	Collaborative Care Holdings, LLC	Ownership	100.000	UnitedHealth Group Incorporated	NO	
		00000	30-0842394				AxelaCare Intermediate Holdings, LLC	DE	NIA	OptumRx, Inc.	Ownership	100.000	UnitedHealth Group Incorporated	NO	
		00000	61-1708598				AxelaCare, LLC	DE	NIA	AxelaCare Intermediate Holdings, LLC	Ownership	100.000	UnitedHealth Group Incorporated	NO	
		00000	72-1097827				B.R.A.S.S. Partnership in Commendam	LA	NIA	Surgery Center Holding, LLC	Ownership	71.190	UnitedHealth Group Incorporated	NO	
		00000	98-1462787				Banmedica Colombia S.A.S.	COL	NIA	Banmedica Internacional SpA	Ownership	100.000	UnitedHealth Group Incorporated	NO	
		00000	98-1444151				Banmedica Internacional SpA	CHL	NIA	Banmedica S.A.	Ownership	99.000	UnitedHealth Group Incorporated	NO	
		00000	98-1444151				Banmedica Internacional SpA	CHL	NIA	Saden S.A.	Ownership	1.000	UnitedHealth Group Incorporated	NO	
		00000	98-1444127				Banmedica S.A.	CHL	NIA	Bordeaux Holding SpA	Ownership	99.390	UnitedHealth Group Incorporated	NO	
		00000	47-2083076				Beach Surgical Holdings II, LLC	CA	NIA	SCA Surgicare of Laguna Hills, LLC	Ownership	49.000	UnitedHealth Group Incorporated	NO	2
		00000	47-4504390				Beach Surgical Holdings III, LLC	CA	NIA	Surgicare of La Veta, Inc.	Ownership	61.730	UnitedHealth Group Incorporated	NO	
		00000	37-1708521				Beach Surgical Holdings LLC	CA	NIA	SCA Surgicare of Laguna Hills, LLC	Ownership	49.000	UnitedHealth Group Incorporated	NO	2
		00000	33-0645967				Beaver Medical Group, P.C.	CA	NIA	MH Physician Three Holdco, a Medical Corporation	Ownership	100.000	UnitedHealth Group Incorporated	NO	1
		00000	88-0267857				Behavioral Healthcare Options, Inc.	NV	NIA	Sierra Health Services, Inc.	Ownership	100.000	UnitedHealth Group Incorporated	NO	

41.2

ANNUAL STATEMENT FOR THE YEAR 2022 OF THE UnitedHealthcare Plan of the River Valley, Inc.

SCHEDULE Y
PART 1A - DETAIL OF INSURANCE HOLDING COMPANY SYSTEM

1	2	3	4	5	6	7	8	9	10	11	12	13	14	15	16
Group Code	Group Name	NAIC Company Code	ID Number	Federal RSSD	CIK	Name of Securities Exchange if Publicly Traded (U.S. or International)	Names of Parent, Subsidiaries Or Affiliates	Domi-ciliary Location	Relation-ship to Reporting Entity	Directly Controlled by (Name of Entity/Person)	Type of Control (Ownership, Board, Management, Attorney-in-Fact, Influence, Other)	If Control is Ownership Provide Percentage	Ultimate Controlling Entity(ies)/Person(s)	Is an SCA Filing Re-quired? (Yes/No)	*
		00000	04-3316367				Behavioral Solutions, P.C.	..MA.....	..NIA.....	Physician(s) Owned	Influence.....	0.000	UnitedHealth Group Incorporated	...NO.....	...1.....
		00000	42-1485537				Benefit Administration for the Self Employed, L.L.C.	..IA.....	..NIA.....	HealthMarkets, LLC	Ownership.....	100.000	UnitedHealth Group Incorporated	...NO.....	...1.....
		00000	46-1134506				Benefitter Insurance Solutions, Inc.	..DE.....	..NIA.....	HealthMarkets Insurance Agency, Inc.	Ownership.....	100.000	UnitedHealth Group Incorporated	...NO.....	...1.....
		00000	22-2848531				Bergen-Passaic Cataract Laser and Surgery Center, LLC	..DE.....	..NIA.....	Virtua-SCA Holdings, LLC	Ownership.....	53.631	UnitedHealth Group Incorporated	...NO.....	...2.....
		00000	47-4349079				Better Health Value Network, LLC	..WA.....	..NIA.....	Physician(s) Owned	Influence.....	0.000	UnitedHealth Group Incorporated	...NO.....	...1.....
		00000	22-3858211				Bexar Imaging Center, LLC	..TX.....	..NIA.....	WellMed Networks, Inc.	Ownership.....	100.000	UnitedHealth Group Incorporated	...NO.....	...1.....
		00000	63-0984076				Birmingham Outpatient Surgery Center, Ltd.	..AL.....	..NIA.....	Birmingham Outpatient Surgical Center, LLC	Ownership.....	31.975	UnitedHealth Group Incorporated	...NO.....	...2.....
		00000	63-0847380				Birmingham Outpatient Surgical Center, LLC	..DE.....	..NIA.....	Surgery Center Holding, LLC	Ownership.....	100.000	UnitedHealth Group Incorporated	...NO.....	...1.....
		00000	47-4758895				Bloomfield ASC, LLC	..CT.....	..NIA.....	SCA Bloomfield Holdings, LLC	Ownership.....	58.391	UnitedHealth Group Incorporated	...NO.....	...1.....
		00000	62-1530122				Blue Ridge Day Surgery Center, L.P.	..TN.....	..NIA.....	Blue Ridge GP, LLC	Ownership.....	34.635	UnitedHealth Group Incorporated	...NO.....	...2.....
		00000	27-2241593				Blue Ridge GP, LLC	..NC.....	..NIA.....	SCA-Blue Ridge, LLC	Ownership.....	100.000	UnitedHealth Group Incorporated	...NO.....	...1.....
		00000	65-0241934				Boca Raton Outpatient Surgery & Laser Center, LTD.	..FL.....	..NIA.....	Surgery Center of Boca Raton, Inc.	Ownership.....	24.000	UnitedHealth Group Incorporated	...NO.....	...2.....
		00000	46-4213826				Body Image Therapy Center Intensive LLC	..MD.....	..NIA.....	Refresh Mental Health, Inc.	Ownership.....	100.000	UnitedHealth Group Incorporated	...NO.....	...1.....
		00000	98-1396690				Bordeaux (Barbados) Holdings I, SRL	..BRB.....	..NIA.....	FrontierMEDEX US, Inc.	Ownership.....	100.000	UnitedHealth Group Incorporated	...NO.....	...1.....
		00000	98-1396559				Bordeaux (Barbados) Holdings II, SRL	..BRB.....	..NIA.....	Bordeaux (Barbados) Holdings I, SRL	Ownership.....	100.000	UnitedHealth Group Incorporated	...NO.....	...1.....
		00000	98-1403634				Bordeaux (Barbados) Holdings III, S.r.l	..BRB.....	..NIA.....	UHG Holdings UK IV Limited	Ownership.....	100.000	UnitedHealth Group Incorporated	...NO.....	...1.....
		00000	98-1398490				Bordeaux Holding SpA	..CHL.....	..NIA.....	Aquitania Chilean Holding SpA	Ownership.....	100.000	UnitedHealth Group Incorporated	...NO.....	...1.....
		00000	82-3147824				Bordeaux International Holdings, Inc.	..DE.....	..NIA.....	UnitedHealth Group Incorporated	Ownership.....	100.000	UnitedHealth Group Incorporated	...NO.....	...1.....
		00000	98-1390574				Bordeaux UK Holdings I Limited	..GBR.....	..NIA.....	FrontierMEDEX US, Inc.	Ownership.....	96.705	UnitedHealth Group Incorporated	...NO.....	...1.....
		00000	98-1390574				Bordeaux UK Holdings I Limited	..GBR.....	..NIA.....	Bordeaux International Holdings, Inc.	Ownership.....	3.295	UnitedHealth Group Incorporated	...NO.....	...1.....
		00000	98-1391914				Bordeaux UK Holdings II Limited	..GBR.....	..NIA.....	Bordeaux UK Holdings I Limited	Ownership.....	100.000	UnitedHealth Group Incorporated	...NO.....	...1.....
		00000	98-1389224				Bordeaux UK Holdings III Limited	..GBR.....	..NIA.....	Bordeaux UK Holdings II Limited	Ownership.....	100.000	UnitedHealth Group Incorporated	...NO.....	...1.....
		00000	98-1112673				Bosque Medical Center Ltda.	..BRA.....	..NIA.....	Esho - Empresa de Serviços Hospitalares S.A.	Ownership.....	16.911	UnitedHealth Group Incorporated	...NO.....	...1.....
		00000	98-1112673				Bosque Medical Center Ltda.	..BRA.....	..NIA.....	Amil Assistência Médica Internacional S.A.	Ownership.....	83.089	UnitedHealth Group Incorporated	...NO.....	...1.....
		00000	20-2387834				Brandon Ambulatory Surgery Center, LC	..FL.....	..NIA.....	SCA-Brandon, LLC	Ownership.....	95.880	UnitedHealth Group Incorporated	...NO.....	...1.....
		00000	20-2387834				Brandon Ambulatory Surgery Center, LC	..FL.....	..NIA.....	SC Affiliates, LLC	Ownership.....	3.120	UnitedHealth Group Incorporated	...NO.....	...1.....
		00000	20-2387834				Brandon Ambulatory Surgery Center, LC	..FL.....	..NIA.....	Endoscopy Center Affiliates, Inc.	Ownership.....	1.000	UnitedHealth Group Incorporated	...NO.....	...1.....
		00000	81-5146379				Brighter Financial, Inc.	..DE.....	..NIA.....	Optum Financial, Inc.	Ownership.....	100.000	UnitedHealth Group Incorporated	...NO.....	...1.....
		00000	90-0884047				BriovaRx Infusion Services 102, LLC	..DE.....	..NIA.....	Optum Infusion Services 500, Inc.	Ownership.....	100.000	UnitedHealth Group Incorporated	...NO.....	...1.....
		00000	11-3647935				BriovaRx of Florida, Inc.	..DE.....	..NIA.....	OptumRx PBM of Illinois, Inc.	Ownership.....	100.000	UnitedHealth Group Incorporated	...NO.....	...1.....
		00000	01-0516051				BriovaRx of Maine, Inc.	..ME.....	..NIA.....	OptumRx PBM of Illinois, Inc.	Ownership.....	100.000	UnitedHealth Group Incorporated	...NO.....	...1.....
		00000	27-3331130				BriovaRx of Massachusetts, LLC	..MA.....	..NIA.....	OptumRx PBM of Illinois, Inc.	Ownership.....	100.000	UnitedHealth Group Incorporated	...NO.....	...1.....
		00000	20-1711131				California Medical Group Insurance Company, Risk Retention Group	..AZ.....	..NIA.....	OptumCare Management, LLC	Ownership.....	67.010	UnitedHealth Group Incorporated	...NO.....	...1.....
		00000	81-0881243				California Spring Holdings, PC	..CA.....	..NIA.....	Physician(s) Owned	Influence.....	0.000	UnitedHealth Group Incorporated	...NO.....	...1.....
		00000	52-1597478				Camp Hill Ambulatory Centers	..PA.....	..NIA.....	Endoscopy Center Affiliates, Inc.	Ownership.....	1.000	UnitedHealth Group Incorporated	...NO.....	...2.....
		00000	52-1597478				Camp Hill Ambulatory Centers	..PA.....	..NIA.....	Camp Hill-SCA Centers, LLC	Ownership.....	99.000	UnitedHealth Group Incorporated	...NO.....	...2.....
		00000	52-1597484				Camp Hill-SCA Centers, LLC	..DE.....	..NIA.....	SC Affiliates, LLC	Ownership.....	100.000	UnitedHealth Group Incorporated	...NO.....	...1.....
		00000	27-3955254				Capital City Medical Group, L.L.C.	..LA.....	..NIA.....	UnitedHealthcare, Inc.	Ownership.....	100.000	UnitedHealth Group Incorporated	...NO.....	...1.....
		00000	14-1940881				Capstone Behavioral Health, Inc.	..NE.....	..NIA.....	Refresh Mental Health, Inc.	Ownership.....	100.000	UnitedHealth Group Incorporated	...NO.....	...1.....
		00000	47-1130641				Carbondale Counseling Associates LLC	..IL.....	..NIA.....	Physician(s) Owned	Influence.....	0.000	UnitedHealth Group Incorporated	...NO.....	...1.....
		00000					Cardinal Holding Company, LLC	..DE.....	..NIA.....	Collaborative Care Holdings, LLC	Ownership.....	100.000	UnitedHealth Group Incorporated	...NO.....	...1.....

ANNUAL STATEMENT FOR THE YEAR 2022 OF THE UnitedHealthcare Plan of the River Valley, Inc.

SCHEDULE Y
PART 1A - DETAIL OF INSURANCE HOLDING COMPANY SYSTEM

1	2	3	4	5	6	7	8	9	10	11	12	13	14	15	16
Group Code	Group Name	NAIC Company Code	ID Number	Federal RSSD	CIK	Name of Securities Exchange if Publicly Traded (U.S. or International)	Names of Parent, Subsidiaries Or Affiliates	Domi-ciliary Location	Relation-ship to Reporting Entity	Directly Controlled by (Name of Entity/Person)	Type of Control (Ownership, Board, Management, Attorney-in-Fact, Influence, Other)	If Control is Ownership Provide Percentage	Ultimate Controlling Entity(ies)/Person(s)	Is an SCA Filing Re-quired? (Yes/No)	*
.0707	UnitedHealth Group Incorporated	12558	45-4976934				Care Improvement Plus of Texas Insurance Company	TX	IA	XLHealth Corporation	Ownership	100.000	UnitedHealth Group Incorporated	NO	
.0707	UnitedHealth Group Incorporated	12567	20-3888112				Care Improvement Plus South Central Insurance Company	NE	IA	XLHealth Corporation	Ownership	100.000	UnitedHealth Group Incorporated	NO	
.0707	UnitedHealth Group Incorporated	14041	27-5038136				Care Improvement Plus Wisconsin Insurance Company	WI	IA	XLHealth Corporation	Ownership	100.000	UnitedHealth Group Incorporated	NO	
		00000	83-0585009				Care Logistics, LLC	DE	NIA	Penzo Enterprises, LLC	Ownership	100.000	UnitedHealth Group Incorporated	NO	
		00000					CareMount Dental Member, LLC	DE	NIA	CareMount Health Solutions, LLC	Ownership	100.000	UnitedHealth Group Incorporated	NO	
		00000					CareMount Health Solutions ACO, LLC	NY	NIA	Optum Medical Care, P.C.	Ownership	100.000	UnitedHealth Group Incorporated	NO	1
		00000	83-3555743				CareMount Health Solutions Employer, LLC	DE	NIA	CareMount Health Solutions, LLC	Ownership	99.000	UnitedHealth Group Incorporated	NO	
		00000	83-3555743				CareMount Health Solutions Employer, LLC	DE	NIA	CareMount Holding, LLC	Ownership	1.000	UnitedHealth Group Incorporated	NO	
		00000	38-4103290				CareMount Health Solutions, LLC	DE	NIA	Collaborative Care Holdings, LLC	Ownership	36.320	UnitedHealth Group Incorporated	NO	
		00000	38-4103290				CareMount Health Solutions, LLC	DE	NIA	Cardinal Holding Company, LLC	Ownership	63.680	UnitedHealth Group Incorporated	NO	
		00000	82-1419537				CareMount Holding, LLC	NY	NIA	CareMount Health Solutions, LLC	Ownership	100.000	UnitedHealth Group Incorporated	NO	
		00000	84-3894124				CareMount Value Partners IPA, LLC	NY	NIA	CareMount Health Solutions, LLC	Ownership	100.000	UnitedHealth Group Incorporated	NO	
		00000	56-1780933				Carolina Behavioral Care, P.A.	NC	NIA	Physician(s) Owned	Influence	0.000	UnitedHealth Group Incorporated	NO	1
		00000	52-2072546				Carroll Counseling Center LLC	MD	NIA	Physician(s) Owned	Influence	0.000	UnitedHealth Group Incorporated	NO	1
		00000	98-1328471				Casa de Saúde Santa Therezinha Ltda.	BRA	NIA	Hospital Alvorada Taguatinga Ltda.	Ownership	100.000	UnitedHealth Group Incorporated	NO	
		00000	98-1328471				Casa de Saúde Santa Therezinha Ltda.	BRA	NIA	Esho – Empresa de Serviços Hospitalares S.A.	Ownership	0.000	UnitedHealth Group Incorporated	NO	
		00000	81-3020487				Castle Hills Surgicare, LLC	TX	NIA	Surgical Care Affiliates, LLC	Influence	0.000	UnitedHealth Group Incorporated	NO	
		00000	82-5207935				Castle Rock SurgiCenter, LLC	CO	NIA	SC Affiliates, LLC	Ownership	0.955	UnitedHealth Group Incorporated	NO	
		00000	82-5207935				Castle Rock SurgiCenter, LLC	CO	NIA	SCA-Castle Rock, LLC	Ownership	51.000	UnitedHealth Group Incorporated	NO	
		00000	20-5807941				Catalyst360, LLC	DE	NIA	Optum Services, Inc.	Ownership	100.000	UnitedHealth Group Incorporated	NO	
		00000	98-1069737				Catamaran S.á.r.l.	LUX	NIA	UnitedHealthcare International II S.á.r.l.	Ownership	100.000	UnitedHealth Group Incorporated	NO	
		00000	82-1715584				CCEC Anesthesia Management, LLC	TX	NIA	Corpus Christi Endoscopy Center, L.L.P.	Ownership	100.000	UnitedHealth Group Incorporated	NO	2
		00000					CDC Holdings Colombia S.A.S.	COL	NIA	Bordeaux UK Holdings II Limited	Ownership	100.000	UnitedHealth Group Incorporated	NO	
		00000	85-3868373				Cedar Park JV Partners, LLC	TX	NIA	SCA Cedar Park Holdings, LLC	Ownership	43.700	UnitedHealth Group Incorporated	NO	2
		00000	27-2533497				Cedar Park Surgery Center, LLC	TX	NIA	SCA Cedar Park Holdings, LLC	Ownership	19.660	UnitedHealth Group Incorporated	NO	2
		00000	27-2533497				Cedar Park Surgery Center, LLC	TX	NIA	Cedar Park JV Partners, LLC	Ownership	35.500	UnitedHealth Group Incorporated	NO	2
		00000	98-1111491				Cemed Care – Empresa de Atendimento Clínico Geral Ltda.	BRA	NIA	Esho – Empresa de Serviços Hospitalares S.A.	Ownership	0.000	UnitedHealth Group Incorporated	NO	
		00000	98-1111491				Cemed Care – Empresa de Atendimento Clínico Geral Ltda.	BRA	NIA	Amil Assistência Médica Internacional S.A.	Ownership	100.000	UnitedHealth Group Incorporated	NO	
		00000					Center for Quality Improvement, LLC	DE	NIA	OptumRx Holdings, LLC	Ownership	100.000	UnitedHealth Group Incorporated	NO	
		00000	85-3324771				Center for Restorative Surgery at Maple Grove, LLC	MN	NIA	SCA Maple Grove Holdings, LLC	Ownership	55.381	UnitedHealth Group Incorporated	NO	2
		00000	33-0483510				Centers for Family Medicine, GP	CA	NIA	MH Physician Three Holdco, a Medical Corporation	Ownership	99.000	UnitedHealth Group Incorporated	NO	1
		00000					CentrifyHealth, LLC	DE	NIA	UnitedHealth Group Incorporated	Ownership	100.000	UnitedHealth Group Incorporated	NO	
		00000					Centro de Entrenamiento Capacitación en Reanimación SpA	CHL	NIA	Servicios Integrados de Salud Ltda.	Ownership	1.000	UnitedHealth Group Incorporated	NO	
		00000					Centro de Entrenamiento Capacitación en Reanimación SpA	CHL	NIA	Clínica Dávila y Servicios Médicos S.p.A.	Ownership	99.000	UnitedHealth Group Incorporated	NO	
		00000	98-1450490				Centro de Servicios Compartidos Banmédica SpA	CHL	NIA	Constructora Inmobiliaria Magapoq S.A.	Ownership	0.100	UnitedHealth Group Incorporated	NO	
		00000	98-1450490				Centro de Servicios Compartidos Banmédica SpA	CHL	NIA	Banmédica S.A.	Ownership	99.900	UnitedHealth Group Incorporated	NO	
		00000					Centro Médico Hospitalar Pitangueiras Ltda.	BRA	NIA	Hospital Alvorada Taguatinga Ltda.	Ownership	0.000	UnitedHealth Group Incorporated	NO	

414

ANNUAL STATEMENT FOR THE YEAR 2022 OF THE UnitedHealthcare Plan of the River Valley, Inc.

SCHEDULE Y
PART 1A - DETAIL OF INSURANCE HOLDING COMPANY SYSTEM

1	2	3	4	5	6	7	8	9	10	11	12	13	14	15	16
Group Code	Group Name	NAIC Company Code	ID Number	Federal RSSD	CIK	Name of Securities Exchange if Publicly Traded (U.S. or International)	Names of Parent, Subsidiaries Or Affiliates	Domi-ciliary Location	Relation-ship to Reporting Entity	Directly Controlled by (Name of Entity/Person)	Type of Control (Ownership, Board, Management, Attorney-in-Fact, Influence, Other)	If Control is Ownership Provide Percentage	Ultimate Controlling Entity(ies)/Person(s)	Is an SCA Filing Re-quired? (Yes/No)	*
		00000					Centro Médico Hospitalar Pitangueiras Ltda.	.BRA	NIA	Esho – Empresa de Serviços Hospitalares S.A.	Ownership	100.000	UnitedHealth Group Incorporated	NO	
		00000	98-1457197				Centro Odontológico Americano S.A.C.	.PER	NIA	Pacífico S.A. Entidad Prestadora de Salud	Ownership	80.000	UnitedHealth Group Incorporated	NO	
		00000	98-1451635				Centromed Quilpué S.A.	.CHL	NIA	Administradora Médica Centromed S.A.	Ownership	93.450	UnitedHealth Group Incorporated	NO	
		00000					Centros Médicos y Dentales Multimed Ltda.	.CHL	NIA	Omesa SpA	Ownership	99.990	UnitedHealth Group Incorporated	NO	
		00000					Centros Médicos y Dentales Multimed Ltda.	.CHL	NIA	Clínica Dávila y Servicios Médicos S.p.A.	Ownership	0.010	UnitedHealth Group Incorporated	NO	
0707	UnitedHealth Group Incorporated	42765	42-1194107				Centurion Casualty Company	.NE	IA	Specialty Benefits, LLC	Ownership	100.000	UnitedHealth Group Incorporated	NO	
		00000	82-2038975				Chalfont HoldCo, LLC	.PA	NIA	Physicians Endoscopy, L.L.C.	Ownership	100.000	UnitedHealth Group Incorporated	NO	
		00000	81-2173507				Change Encircle, LLC	.DE	NIA	Change Healthcare Solutions, LLC	Ownership	100.000	UnitedHealth Group Incorporated	NO	
		00000					Change Healthcare Resources Holdings, Inc.			Change Healthcare Resources Holdings, Inc.	Ownership	100.000	UnitedHealth Group Incorporated	NO	
		00000	46-0809500				Change Healthcare Advocates, LLC	.DE	NIA	Change Healthcare Operations, LLC	Ownership	100.000	UnitedHealth Group Incorporated	NO	
		00000	20-2058917				Change Healthcare Business Fulfillment, LLC	.DE	NIA	Change Healthcare Operations, LLC	Ownership	100.000	UnitedHealth Group Incorporated	NO	
		00000					Change Healthcare Canada Company	.CAN	NIA	Change Healthcare Ireland Limited	Ownership	100.000	UnitedHealth Group Incorporated	NO	
		00000	20-5716738				Change Healthcare Communications, LLC	.DE	NIA	Change Healthcare Solutions, LLC	Ownership	100.000	UnitedHealth Group Incorporated	NO	
		00000	16-1744317				Change Healthcare Correspondence Services, Inc.	.TX	NIA	Change Healthcare Operations, LLC	Ownership	100.000	UnitedHealth Group Incorporated	NO	
		00000					Change Healthcare Engagement Solutions, Inc.			Change Healthcare Operations, LLC	Ownership	100.000	UnitedHealth Group Incorporated	NO	
		00000	26-1147719				Change Healthcare eRx Canada, Inc.	.CAN	NIA	Change Healthcare Solutions, LLC	Ownership	100.000	UnitedHealth Group Incorporated	NO	
		00000	32-0515867				Change Healthcare Finance, Inc.	.DE	NIA	Change Healthcare Holdings, LLC	Ownership	100.000	UnitedHealth Group Incorporated	NO	
		00000	45-4274703				Change Healthcare HealthQx, LLC	.PA	NIA	Change Healthcare Technologies, LLC	Ownership	100.000	UnitedHealth Group Incorporated	NO	
		00000	20-5799664				Change Healthcare Holdings, Inc.	.DE	NIA	Change Healthcare Intermediate Holdings, Inc.	Ownership	100.000	UnitedHealth Group Incorporated	NO	
		00000	30-0955587				Change Healthcare Holdings, LLC	.DE	NIA	Change Healthcare Intermediate Holdings, LLC	Ownership	100.000	UnitedHealth Group Incorporated	NO	
		00000					Change Healthcare Imaging Australia Pty Limited	.AUS	NIA	Change Healthcare Solutions, LLC	Ownership	100.000	UnitedHealth Group Incorporated	NO	
		00000	82-2152098				Change Healthcare Inc.	.DE	NIA	UnitedHealth Group Incorporated	Ownership	100.000	UnitedHealth Group Incorporated	NO	
		00000	98-1507218				Change Healthcare Innovation Israel Ltd.	.ISR	NIA	Change Healthcare Technology Enabled Services, LLC	Ownership	100.000	UnitedHealth Group Incorporated	NO	
		00000	45-3637667				Change Healthcare Intermediate Holdings, Inc.	.DE	NIA	Change Healthcare Performance, Inc.	Ownership	100.000	UnitedHealth Group Incorporated	NO	
		00000	38-4016792				Change Healthcare Intermediate Holdings, LLC	.DE	NIA	Change Healthcare Performance, Inc.	Ownership	100.000	UnitedHealth Group Incorporated	NO	
		00000					Change Healthcare Ireland Limited	.IRL	NIA	Change Healthcare LLC	Ownership	100.000	UnitedHealth Group Incorporated	NO	
		00000					Change Healthcare Ireland Solutions Limited	.IRL	NIA	Change Healthcare Solutions, LLC	Ownership	100.000	UnitedHealth Group Incorporated	NO	
		00000	98-0498566				Change Healthcare Israel Ltd.	.ISR	NIA	Change Healthcare Ireland Limited	Ownership	100.000	UnitedHealth Group Incorporated	NO	
		00000	81-3611560				Change Healthcare LLC	.DE	NIA	Change Healthcare Ireland Limited	Ownership	100.000	UnitedHealth Group Incorporated	NO	
		00000	81-3611560				Change Healthcare LLC	.DE	NIA	PF2 IP LLC	Ownership	0.300	UnitedHealth Group Incorporated	NO	
		00000	81-3611560				Change Healthcare LLC	.DE	NIA	Change Healthcare Inc.	Ownership	69.300	UnitedHealth Group Incorporated	NO	
		00000	20-5731067				Change Healthcare LLC	.DE	NIA	PF2 PST Services LLC	Ownership	30.400	UnitedHealth Group Incorporated	NO	
		00000					Change Healthcare Operations, LLC	.DE	NIA	Change Healthcare Holdings, Inc.	Ownership	100.000	UnitedHealth Group Incorporated	NO	
		00000	26-3014624				Change Healthcare Payer Payment Integrity, LLC	.DE	NIA	Change Healthcare Solutions, LLC	Ownership	100.000	UnitedHealth Group Incorporated	NO	
		00000	45-3637794				Change Healthcare Performance, Inc.	.DE	NIA	Change Healthcare Holdings, LLC	Ownership	100.000	UnitedHealth Group Incorporated	NO	
		00000	01-0475134				Change Healthcare Pharmacy Solutions, Inc.	.ME	NIA	Change Healthcare Solutions, LLC	Ownership	100.000	UnitedHealth Group Incorporated	NO	
		00000					Change Healthcare Philippines, Inc.	.PHL	NIA	Change Healthcare Resources Holdings, Inc.	Ownership	100.000	UnitedHealth Group Incorporated	NO	
		00000	51-0370121				Change Healthcare Practice Management Solutions Group, Inc.	.DE	NIA	Change Healthcare Holdings, Inc.	Ownership	100.000	UnitedHealth Group Incorporated	NO	

41.5

ANNUAL STATEMENT FOR THE YEAR 2022 OF THE UnitedHealthcare Plan of the River Valley, Inc.

SCHEDULE Y
PART 1A - DETAIL OF INSURANCE HOLDING COMPANY SYSTEM

1	2	3	4	5	6	7	8	9	10	11	12	13	14	15	16
Group Code	Group Name	NAIC Company Code	ID Number	Federal RSSD	CIK	Name of Securities Exchange if Publicly Traded (U.S. or International)	Names of Parent, Subsidiaries Or Affiliates	Domiciliary Location	Relationship to Reporting Entity	Directly Controlled by (Name of Entity/Person)	Type of Control (Ownership, Board, Management, Attorney-in-Fact, Influence, Other)	If Control is Ownership Provide Percentage	Ultimate Controlling Entity(ies)/Person(s)	Is an SCA Filing Required? (Yes/No)	*
		00000	23-2939843				Change Healthcare Practice Management Solutions Investments, Inc.	DE	NIA	Change Healthcare Practice Management Solutions Group, Inc.	Ownership	100.000	UnitedHealth Group Incorporated	NO	
		00000	23-2939847				Change Healthcare Practice Management Solutions, Inc.	DE	NIA	Change Healthcare Practice Management Solutions Group, Inc.	Ownership	100.000	UnitedHealth Group Incorporated	NO	
		00000	27-1463418				Change Healthcare Puerto Rico, LLC	DE	NIA	Change Healthcare Resources LLC	Ownership	100.000	UnitedHealth Group Incorporated	NO	
		00000	27-4334265				Change Healthcare Resources Holdings, Inc.	DE	NIA	Change Healthcare Resources LLC	Ownership	100.000	UnitedHealth Group Incorporated	NO	
		00000	38-4120853				Change Healthcare Resources IPA, LLC	DE	NIA	Change Healthcare Resources LLC	Ownership	100.000	UnitedHealth Group Incorporated	NO	
		00000	27-2872345				Change Healthcare Resources LLC	DE	NIA	Change Healthcare Resources Holdings, Inc.	Ownership	100.000	UnitedHealth Group Incorporated	NO	
		00000	20-5716594				Change Healthcare Solutions, LLC	DE	NIA	Change Healthcare Operations, LLC	Ownership	100.000	UnitedHealth Group Incorporated	NO	
		00000	58-1651222				Change Healthcare Technologies, LLC	DE	NIA	Change Healthcare Holdings, LLC	Ownership	100.000	UnitedHealth Group Incorporated	NO	
		00000	58-1953146				Change Healthcare Technology Enabled Services, LLC	GA	NIA	Change Healthcare Holdings, LLC	Ownership	100.000	UnitedHealth Group Incorporated	NO	
		00000	98-1141129				Change Healthcare UK Holdings Limited	GBR	NIA	Change Healthcare Ireland Limited	Ownership	100.000	UnitedHealth Group Incorporated	NO	
		00000	46-1454664				Channel Islands Surgicenter Properties, LLC	DE	NIA	SCA Holding Company, Inc.	Ownership	62.743	UnitedHealth Group Incorporated	NO	
		00000	58-1709761				Charleston Surgery Center Limited Partnership	SC	NIA	SCA-Charleston, LLC	Ownership	25.955	UnitedHealth Group Incorporated	NO	2
		00000	56-1449531				Charlotte Surgery Center, LLC	NC	NIA	Charlotte-SC, LLC	Ownership	10.779	UnitedHealth Group Incorporated	NO	2
		00000	62-1262567				Charlotte-SC, LLC	DE	NIA	SC Affiliates, LLC	Ownership	100.000	UnitedHealth Group Incorporated	NO	
		00000	82-4075002				Chatham Orthopaedic ASC, LLC	GA	NIA	SCA-Chatham, LLC	Ownership	15.000	UnitedHealth Group Incorporated	NO	2
		00000	26-2389638				Childrens Surgery Center LLC	FL	NIA	SCA-Central Florida, LLC	Ownership	51.000	UnitedHealth Group Incorporated	NO	2
		00000					Christopher Stalberg, M.D., PLLC	AZ	NIA	Physician United PLLC	Ownership	100.000	UnitedHealth Group Incorporated	NO	1
		00000	87-2440218				Cielo House, Inc.	CA	NIA	Physician(s) Owned	Influence	0.000	UnitedHealth Group Incorporated	NO	1
		00000	62-1510209				Citrus Regional Surgery Center, L.P.	TN	NIA	SCA-Citrus, LLC	Ownership	57.000	UnitedHealth Group Incorporated	NO	
		00000	27-0204579				Claims Management Systems, Inc.	FL	NIA	Solstice Benefits, Inc.	Ownership	100.000	UnitedHealth Group Incorporated	NO	
		00000	20-3742012				Cleburne Surgical Center, LLC	TX	NIA	Surgical Care Affiliates, LLC	Influence	0.000	UnitedHealth Group Incorporated	NO	
		00000	98-1459640				Clínica Alameda SpA	CHL	NIA	Saden S.A.	Ownership	0.200	UnitedHealth Group Incorporated	NO	
		00000	98-1459640				Clínica Alameda SpA	CHL	NIA	Vida Integra S.p.A.	Ownership	99.800	UnitedHealth Group Incorporated	NO	
		00000	98-1443171				Clínica Bio Bio SpA	CHL	NIA	Inversiones Clínicas Santa María SpA	Ownership	100.000	UnitedHealth Group Incorporated	NO	
		00000	98-1443171				Clínica Bio Bio SpA	CHL	NIA	Banmédica S.A.	Ownership	0.000	UnitedHealth Group Incorporated	NO	
		00000	98-1442191				Clínica Ciudad del Mar S.A.	CHL	NIA	Banmédica S.A.	Ownership	0.000	UnitedHealth Group Incorporated	NO	
		00000	98-1442191				Clínica Ciudad del Mar S.A.	CHL	NIA	Inversiones Clínicas Santa María SpA	Ownership	100.000	UnitedHealth Group Incorporated	NO	
		00000	98-1446132				Clínica Dávila y Servicios Médicos S.p.A.	CHL	NIA	Banmédica S.A.	Ownership	99.998	UnitedHealth Group Incorporated	NO	
		00000	98-1446132				Clínica Dávila y Servicios Médicos S.p.A.	CHL	NIA	Clínica Santa María S.p.A.	Ownership	0.002	UnitedHealth Group Incorporated	NO	
		00000					Clínica del Country S.A.S.	COL	NIA	Banmédica Internacional SpA	Ownership	50.000	UnitedHealth Group Incorporated	NO	
		00000					Clínica del Country S.A.S.	COL	NIA	CDC Holdings Colombia S.A.S.	Ownership	50.000	UnitedHealth Group Incorporated	NO	
		00000	98-1462343				Clínica San Felipe S.A.	PER	NIA	Pacifico S.A. Entidad Prestadora de Salud	Ownership	93.740	UnitedHealth Group Incorporated	NO	
		00000	98-1455936				Clínica Sánchez Ferrer S.A.	PER	NIA	Pacifico S.A. Entidad Prestadora de Salud	Ownership	100.000	UnitedHealth Group Incorporated	NO	
		00000	98-1442754				Clínica Santa María S.p.A.	CHL	NIA	Banmédica S.A.	Ownership	99.510	UnitedHealth Group Incorporated	NO	
		00000	98-1442745				Clínica Vespucio S.A.	CHL	NIA	Inversiones Clínicas Santa María SpA	Ownership	100.000	UnitedHealth Group Incorporated	NO	
		00000	98-1442745				Clínica Vespucio S.A.	CHL	NIA	Banmédica S.A.	Ownership	0.000	UnitedHealth Group Incorporated	NO	
		00000	46-2879718				Clinical Partners of Colorado Springs, LLC	CO	NIA	OptumCare Colorado, LLC	Ownership	50.000	UnitedHealth Group Incorporated	NO	
		00000	20-2236024				Clinton Partners, LLC	MI	NIA	HFHS-SCA Holdings, LLC	Ownership	52.800	UnitedHealth Group Incorporated	NO	2
		00000	98-1337968				CMO – Centro Médico de Oftalmología S/S Ltda.	BRA	NIA	Lotten-Eyes Oftalmologia Clinica e Cirurgica Ltda.	Ownership	1.000	UnitedHealth Group Incorporated	NO	
		00000	98-1337968				CMO – Centro Médico de Oftalmología S/S Ltda.	BRA	NIA	Hospital Alvorada Taguatinga Ltda.	Ownership	99.000	UnitedHealth Group Incorporated	NO	
		00000	98-1277015				CMS – Central de Manipulação e Serviços Farmacêuticos Ltda.	BRA	NIA	Esho – Empresa de Serviços Hospitalares S.A.	Ownership	0.010	UnitedHealth Group Incorporated	NO	

ANNUAL STATEMENT FOR THE YEAR 2022 OF THE UnitedHealthcare Plan of the River Valley, Inc.

SCHEDULE Y
PART 1A - DETAIL OF INSURANCE HOLDING COMPANY SYSTEM

1	2	3	4	5	6	7	8	9	10	11	12	13	14	15	16
Group Code	Group Name	NAIC Company Code	ID Number	Federal RSSD	CIK	Name of Securities Exchange if Publicly Traded (U.S. or International)	Names of Parent, Subsidiaries Or Affiliates	Domi-ciliary Location	Relation-ship to Reporting Entity	Directly Controlled by (Name of Entity/Person)	Type of Control (Ownership, Board, Management, Attorney-in-Fact, Influence, Other)	If Control is Ownership Provide Percentage	Ultimate Controlling Entity(ies)/Person(s)	Is an SCA Filing Re-quired? (Yes/No)	*
		00000	98-1277015				CMS – Central de Manipulação e Serviços Farmacêuticos Ltda.	..BRANIA	COI – Clínicas Oncológicas Integradas S.A.	Ownership	99.990	UnitedHealth Group Incorporated	..NO	
		00000	27-1193028				Coalition for Advanced Pharmacy Services, Inc.	..DENIA	Optum Hospice Pharmacy Services, LLC	Ownership	1.277	UnitedHealth Group Incorporated	..NO	
		00000	27-1193028				Coalition for Advanced Pharmacy Services, Inc.	..DENIA	OptumRx Home Delivery of Ohio, LLC	Ownership	0.116	UnitedHealth Group Incorporated	..NO	
		00000	27-1193028				Coalition for Advanced Pharmacy Services, Inc.	..DENIA	OptumRx Health Solutions, LLC	Ownership	93.266	UnitedHealth Group Incorporated	..NO	
		00000	27-1193028				Coalition for Advanced Pharmacy Services, Inc.	..DENIA	OptumRx PBM of Maryland, LLC	Ownership	5.341	UnitedHealth Group Incorporated	..NO	
		00000	54-1565791				Coastal Counseling Center, Inc.	..VANIA	Refresh Mental Health, Inc.	Ownership	100.000	UnitedHealth Group Incorporated	..NO	
		00000	98-1444067				Cobranzas Barmédica SpA	..CHLNIA	Saden S.A.	Ownership	0.000	UnitedHealth Group Incorporated	..NO	
		00000	98-1444067				Cobranzas Barmédica SpA	..CHLNIA	Barmédica S.A.	Ownership	100.000	UnitedHealth Group Incorporated	..NO	
		00000	20-3056794				Cognitive-Behavioral Therapy Center of Western North Carolina, P.A.	..NCNIA	Physician(s) Owned	Influence	0.000	UnitedHealth Group Incorporated	..NO	1
		00000	98-1276040				COI – Clínicas Oncológicas Integradas S.A.	..BRANIA	Esho – Empresa de Serviços Hospitalares S.A.	Ownership	100.000	UnitedHealth Group Incorporated	..NO	
		00000	27-2337616				Collaborative Care Holdings, LLC	..DENIA	OptumHealth Holdings, LLC	Ownership	100.000	UnitedHealth Group Incorporated	..NO	
		00000	27-2337487				Collaborative Care Services, Inc.	..DENIA	Collaborative Care Holdings, LLC	Ownership	100.000	UnitedHealth Group Incorporated	..NO	
		00000	45-2614005				Collaborative Realty, LLC	..NYNIA	Collaborative Care Holdings, LLC	Ownership	100.000	UnitedHealth Group Incorporated	..NO	
		00000					Colmedica Medicina Prepagada S.A.	..COLNIA	Constructora Inmobiliaria Magapoo S.A.	Ownership	0.000	UnitedHealth Group Incorporated	..NO	
		00000					Colmedica Medicina Prepagada S.A.	..COLNIA	Barmédica S.A.	Ownership	76.270	UnitedHealth Group Incorporated	..NO	
		00000					Colonial Family Practice, L.L.C.	..SCNIA	Robert B. McBeath, M.D. III, P.C.	Ownership	100.000	UnitedHealth Group Incorporated	..NO	1
		00000	83-1529015				Colonial Outpatient Surgery Center, LLC	..FLNIA	SC Affiliates, LLC	Ownership	17.000	UnitedHealth Group Incorporated	..NO	
		00000	83-1529015				Colonial Outpatient Surgery Center, LLC	..FLNIA	SCA-Colonial Partners, LLC	Ownership	51.000	UnitedHealth Group Incorporated	..NO	
		00000					Colonial Practice Management, LLC	..DENIA	Collaborative Care Holdings, LLC	Ownership	100.000	UnitedHealth Group Incorporated	..NO	
		00000					Colorado Innovative Physician Solutions, Inc.	..CONIA	OptumCare Colorado, LLC	Ownership	100.000	UnitedHealth Group Incorporated	..NO	
		00000	84-1160450				Colorado Springs Surgery Center, Ltd.	..CONIA	SCA-Colorado Springs, LLC	Ownership	95.000	UnitedHealth Group Incorporated	..NO	
		00000	52-2052733				Columbia Counseling Center P.A.	..MDNIA	Physician(s) Owned	Influence	0.000	UnitedHealth Group Incorporated	..NO	1
		00000	11-3647007				Comfort Care Transportation, LLC	..TXNIA	WellMed Medical Management, Inc.	Ownership	100.000	UnitedHealth Group Incorporated	..NO	
		00000	32-0551188				Connect Medical, P.C.	..NYNIA	Physician(s) Owned	Influence	0.000	UnitedHealth Group Incorporated	..NO	1
		00000	06-1592173				Connecticut Surgery Center, Limited Partnership	..CTNIA	Surgical Care Affiliates, LLC	Ownership	1.637	UnitedHealth Group Incorporated	..NO	
		00000	06-1592173				Connecticut Surgery Center, Limited Partnership	..CTNIA	Connecticut Surgical Center, LLC	Ownership	51.000	UnitedHealth Group Incorporated	..NO	
		00000	26-1313646				Connecticut Surgery Properties, LLC	..DENIA	SC Affiliates, LLC	Ownership	100.000	UnitedHealth Group Incorporated	..NO	
		00000	06-1156342				Connecticut Surgical Center, LLC	..DENIA	Surgical Care Affiliates, LLC	Ownership	56.862	UnitedHealth Group Incorporated	..NO	
		00000	46-0891463				ConnectYourCare, Inc.	..DENIA	Optum Financial, Inc.	Ownership	100.000	UnitedHealth Group Incorporated	..NO	
		00000	26-1274092				ConnectYourCare, LLC	..MDNIA	ConnectYourCare, Inc.	Ownership	100.000	UnitedHealth Group Incorporated	..NO	
		00000	98-1448720				Constructora Inmobiliaria Magapoo S.A.	..CHLNIA	Inmobiliaria Apoquindo 3600 Ltda.	Ownership	0.100	UnitedHealth Group Incorporated	..NO	
		00000	98-1448720				Constructora Inmobiliaria Magapoo S.A.	..CHLNIA	Barmédica S.A.	Ownership	99.900	UnitedHealth Group Incorporated	..NO	
		00000	20-0231080				Consumer Wellness Solutions, LLC	..DENIA	RVO Health, LLC	Ownership	100.000	UnitedHealth Group Incorporated	..NO	
		00000	87-1134519				Cornerstone Surgery Center, LLC	..FLNIA	SC Affiliates, LLC	Ownership	100.000	UnitedHealth Group Incorporated	..NO	
		00000	20-2595593				Corpus Christi Endoscopy Center, L.L.P.	..TXNIA	SCA Pacific Holdings, Inc.	Ownership	18.500	UnitedHealth Group Incorporated	..NO	2
		00000					Country Scan Ltda.	..COLNIA	Patrimonio Autónomo Nueva Clínica	Ownership	51.800	UnitedHealth Group Incorporated	..NO	
		00000	75-2862780				Cross Timbers Surgery Center, LLC	..TXNIA	Surgical Care Affiliates, LLC	Influence	0.000	UnitedHealth Group Incorporated	..NO	
		00000	26-0080565				Cypress Care, Inc.	..DENIA	Healthcare Solutions, Inc.	Ownership	100.000	UnitedHealth Group Incorporated	..NO	
		00000	63-1263704				Danbury Surgical Center, L.P.	..GANIA	SCA Danbury Surgical Center, LLC	Ownership	32.647	UnitedHealth Group Incorporated	..NO	2
		00000	63-1263704				Danbury Surgical Center, L.P.	..GANIA	SunSurgery, LLC	Ownership	2.189	UnitedHealth Group Incorporated	..NO	2

ANNUAL STATEMENT FOR THE YEAR 2022 OF THE UnitedHealthcare Plan of the River Valley, Inc.

SCHEDULE Y
PART 1A - DETAIL OF INSURANCE HOLDING COMPANY SYSTEM

1	2	3	4	5	6	7	8	9	10	11	12	13	14	15	16
Group Code	Group Name	NAIC Company Code	ID Number	Federal RSSD	CIK	Name of Securities Exchange if Publicly Traded (U.S. or International)	Names of Parent, Subsidiaries Or Affiliates	Domi-ciliary Location	Relation-ship to Reporting Entity	Directly Controlled by (Name of Entity/Person)	Type of Control (Ownership, Board, Management, Attorney-in-Fact, Influence, Other)	If Control is Ownership Provide Percentage	Ultimate Controlling Entity(ies)/Person(s)	Is an SCA Filing Re-quired? (Yes/No)	*
		00000	63-1230900				Database Solutions, Inc.	..AL.....	..NIA.....	AccuReg Holdings, LLC	Ownership.....	100.000	UnitedHealth Group IncorporatedNO.....	
		00000	41-1879063				David C. Anderholm, M.D., P.A.	..MN.....	..NIA.....	Physician(s) Owned	Influence.....	0.000	UnitedHealth Group IncorporatedNO.....	1
		00000	81-5101448				David Moen, M.D. P.C.	..NY.....	..NIA.....	Physician(s) Owned	Influence.....	0.000	UnitedHealth Group IncorporatedNO.....	1
		00000	45-2380022				David R. Ferrell, M.D., P.C.	..NV.....	..NIA.....	Physician(s) Owned	Influence.....	0.000	UnitedHealth Group IncorporatedNO.....	1
		00000	11-2811353				Day-OP Center Of Long Island Inc.	..NY.....	..NIA.....	Physician(s) Owned	Influence.....	0.000	UnitedHealth Group IncorporatedNO.....	1
		00000	75-2790863				Day-Op Surgery Consulting Company, LLC	..DE.....	..NIA.....	ProHEALTH Medical Management, LLC	Ownership.....	100.000	UnitedHealth Group IncorporatedNO.....	
		00000	83-1396214				Daybreak Real Estate, LLC	..TN.....	..NIA.....	Refresh Mental Health, Inc.	Ownership.....	100.000	UnitedHealth Group IncorporatedNO.....	
		00000	52-1811176				DBP Services of New York IPA, Inc.	..NY.....	..NIA.....	Dental Benefit Providers, Inc.	Ownership.....	100.000	UnitedHealth Group IncorporatedNO.....	
		00000	47-3322541				DBT and EMDR Specialists, P.A.	..MN.....	..NIA.....	Physician(s) Owned	Influence.....	0.000	UnitedHealth Group IncorporatedNO.....	1
		00000	51-0401940				Delaware Surgery Center, LLC	..DE.....	..NIA.....	Virtua-SCA Holdings II, LLC	Ownership.....	57.570	UnitedHealth Group IncorporatedNO.....	
		00000	52-1452809				Dental Benefit Providers of California, Inc.	..CA.....	..IA.....	Dental Benefit Providers, Inc.	Ownership.....	100.000	UnitedHealth Group IncorporatedNO.....	
		00000	41-2014834				Dental Benefit Providers, Inc.	..DE.....	..NIA.....	United HealthCare Services, Inc.	Ownership.....	100.000	UnitedHealth Group IncorporatedNO.....	
		00000	47-0926556				Denton Endoscopy Surgery Center, LLC	..TX.....	..NIA.....	Surgical Care Affiliates, LLC	Influence.....	0.000	UnitedHealth Group IncorporatedNO.....	
		00000	82-1436601				Derry Surgical Center, LLC	..TX.....	..NIA.....	Surgical Care Affiliates, LLC	Influence.....	0.000	UnitedHealth Group IncorporatedNO.....	
		00000	98-1460401				Diagnóstico Ecotomográfico Centromed Ltda.	..CHL.....	..NIA.....	Administradora Médica Centromed S.A.	Ownership.....	50.000	UnitedHealth Group IncorporatedNO.....	
		00000	98-1460347				Dianóstico por Imágenes Centromed Ltda.	..CHL.....	..NIA.....	Centromed Quilpué S.A.	Ownership.....	6.660	UnitedHealth Group IncorporatedNO.....	
		00000	98-1460347				Dianóstico por Imágenes Centromed Ltda.	..CHL.....	..NIA.....	Administradora Médica Centromed S.A.	Ownership.....	93.340	UnitedHealth Group IncorporatedNO.....	
		00000	33-0292435				Digestive Disease Center, L.P.	..CA.....	..NIA.....	Beach Surgical Holdings LLC	Ownership.....	51.000	UnitedHealth Group IncorporatedNO.....	2
		00000	98-1285762				Dilab Medicina Nuclear Ltda.	..BRA.....	..NIA.....	Esho - Empresa de Serviços Hospitalares S.A.	Ownership.....	100.000	UnitedHealth Group IncorporatedNO.....	
		00000	27-4022876				Diplomat Blocker, LLC	..DE.....	..NIA.....	Diplomat Pharmacy, Inc.	Ownership.....	100.000	UnitedHealth Group IncorporatedNO.....	
		00000	38-3453193				Diplomat Corporate Properties, LLC	..MI.....	..NIA.....	Diplomat Pharmacy, Inc.	Ownership.....	100.000	UnitedHealth Group IncorporatedNO.....	
		00000	38-2063100				Diplomat Pharmacy, Inc.	..MI.....	..NIA.....	OptumRx Holdings, LLC	Ownership.....	100.000	UnitedHealth Group IncorporatedNO.....	
		00000	45-3329728				Discovery Counseling & Consulting, LLC	..VA.....	..NIA.....	Refresh Mental Health, Inc.	Ownership.....	100.000	UnitedHealth Group IncorporatedNO.....	
		00000	30-0238641				Distance Learning Network, Inc.	..DE.....	..NIA.....	OptumHealth Holdings, LLC	Ownership.....	100.000	UnitedHealth Group IncorporatedNO.....	
		00000	47-2415159				divvyMED, LLC	..DE.....	..NIA.....	Penzo Enterprises, LLC	Ownership.....	100.000	UnitedHealth Group IncorporatedNO.....	
		00000	20-0419099				Doc Martins, PLLC	..AZ.....	..NIA.....	Greater Phoenix Collaborative Care, P.C.	Ownership.....	100.000	UnitedHealth Group IncorporatedNO.....	1
		00000	84-4477557				DocASAP US, LLC	..DE.....	..NIA.....	DocASAP, Inc.	Ownership.....	100.000	UnitedHealth Group IncorporatedNO.....	
		00000	26-4753954				DocASAP, Inc.	..DE.....	..NIA.....	OptumInsight, Inc.	Ownership.....	100.000	UnitedHealth Group IncorporatedNO.....	
		00000	82-5264853				Doctor + S.A.C.	..PER.....	..NIA.....	Pacifico S.A. Entidad Prestadora de Salud	Ownership.....	100.000	UnitedHealth Group IncorporatedNO.....	
		00000	27-2176462				Dry Creek Surgery Center, LLC	..CO.....	..NIA.....	SCA-Dry Creek, LLC	Ownership.....	59.273	UnitedHealth Group IncorporatedNO.....	
		00000	27-2499399				DSP Flint Real Estate, LLC	..MI.....	..NIA.....	Diplomat Pharmacy, Inc.	Ownership.....	100.000	UnitedHealth Group IncorporatedNO.....	
		00000	82-5181311				DSP-Building C, LLC	..MI.....	..NIA.....	Diplomat Pharmacy, Inc.	Ownership.....	100.000	UnitedHealth Group IncorporatedNO.....	
		00000	27-2103713				DTC Surgery Center, LLC	..CO.....	..NIA.....	SCA-Denver Physicians Holdings, LLC	Ownership.....	100.000	UnitedHealth Group IncorporatedNO.....	
		00000	04-3106404				Dublin Surgery Center, LLC	..OH.....	..NIA.....	SCA-Dublin, LLC	Ownership.....	10.000	UnitedHealth Group IncorporatedNO.....	2
		00000	82-0688583				Duluth Surgical Suites, LLC	..MN.....	..NIA.....	SCA Duluth Holdings, LLC	Ownership.....	42.697	UnitedHealth Group IncorporatedNO.....	2
		00000	59-3625966				Durable Medical Equipment, Inc.	..MA.....	..NIA.....	Reliant Medical Group, Inc.	Ownership.....	100.000	UnitedHealth Group IncorporatedNO.....	1
		00000	59-3705426				DWIC of Tampa Bay, Inc.	..FL.....	..NIA.....	MedExpress Development, LLC	Ownership.....	100.000	UnitedHealth Group IncorporatedNO.....	
		00000	95-4660712				E Street Endoscopy, LLC	..FL.....	..NIA.....	West Coast Endoscopy Holdings, LLC	Ownership.....	51.000	UnitedHealth Group IncorporatedNO.....	
		00000	02-0593133				Ear Professionals International Corporation	..DE.....	..NIA.....	Specialty Benefits, LLC	Ownership.....	100.000	UnitedHealth Group IncorporatedNO.....	
		00000	02-0593133				East Brunswick Surgery Center, LLC	..NJ.....	..NIA.....	Endoscopy Center Affiliates, Inc.	Ownership.....	27.000	UnitedHealth Group IncorporatedNO.....	
		00000	83-1326480				East Brunswick Surgery Center, LLC	..NJ.....	..NIA.....	ASC Holdings of New Jersey, LLC	Ownership.....	51.000	UnitedHealth Group IncorporatedNO.....	
		00000	71-0923682				EAVF Acquisition Holdings, LLC	..PA.....	..NIA.....	Physicians Endoscopy, L.L.C.	Ownership.....	100.000	UnitedHealth Group IncorporatedNO.....	
		00000	61-0981240				eCode Solutions, LLC	..DE.....	..NIA.....	Surgical Care Affiliates, LLC	Ownership.....	100.000	UnitedHealth Group IncorporatedNO.....	
		00000	84-1162764				Edelson & Associates, PSC	..KY.....	..NIA.....	Refresh Kentucky, PLLC	Ownership.....	100.000	UnitedHealth Group IncorporatedNO.....	
		00000	84-1162764				Electronic Network Systems, Inc.	..DE.....	..NIA.....	Optum360 Solutions, LLC	Ownership.....	100.000	UnitedHealth Group IncorporatedNO.....	

ANNUAL STATEMENT FOR THE YEAR 2022 OF THE UnitedHealthcare Plan of the River Valley, Inc.

SCHEDULE Y
PART 1A - DETAIL OF INSURANCE HOLDING COMPANY SYSTEM

1	2	3	4	5	6	7	8	9	10	11	12	13	14	15	16
Group Code	Group Name	NAIC Company Code	ID Number	Federal RSSD	CIK	Name of Securities Exchange if Publicly Traded (U.S. or International)	Names of Parent, Subsidiaries Or Affiliates	Domi-ciliary Location	Relation-ship to Reporting Entity	Directly Controlled by (Name of Entity/Person)	Type of Control (Ownership, Board, Management, Attorney-in-Fact, Influence, Other)	If Control is Ownership Provide Percentage	Ultimate Controlling Entity(ies)/Person(s)	Is an SCA Filing Re-quired? (Yes/No)	*
		00000	47-3861802				Elite Focus Clinic, Inc., a Professional Corporation	CA	NIA	Physician(s) Owned	Influence	0.000	UnitedHealth Group Incorporated	NO	1
		00000	98-1339173				Eual Participações S.A.	BRA	NIA	Amil Assistência Médica Internacional S.A.	Ownership	60.010	UnitedHealth Group Incorporated	NO	
		00000	98-1339173				Eual Participações S.A.	BRA	NIA	Esho – Empresa de Serviços Hospitalares S.A.	Ownership	39.990	UnitedHealth Group Incorporated	NO	
		00000					EM Orange Tree LLC	CA	NIA	EPIC Management Services, LLC	Ownership	100.000	UnitedHealth Group Incorporated	NO	
		00000	87-1240516				Emisar Pharma Services LLC	DE	NIA	Optum Pharma Services Holdings, Inc.	Ownership	100.000	UnitedHealth Group Incorporated	NO	
		00000	33-0181426				Empire Physicians' Medical Group, Inc.	CA	NIA	NAMM Medical Group Holdings, Inc.	Ownership	100.000	UnitedHealth Group Incorporated	NO	1
		00000					Empremédica S. A.	PER	NIA	Banmedica S.A.	Ownership	100.000	UnitedHealth Group Incorporated	NO	
		00000					Endo Parent, Inc.	DE	NIA	Surgical Care Affiliates, LLC	Ownership	100.000	UnitedHealth Group Incorporated	NO	
		00000	16-1770779				Endoscopy Associates of Valley Forge, LLC	PA	NIA	Physicians Endoscopy, L.L.C.	Ownership	100.000	UnitedHealth Group Incorporated	NO	
		00000	77-0317478				Endoscopy Center Affiliates, Inc.	DE	NIA	National Surgery Centers, LLC	Ownership	100.000	UnitedHealth Group Incorporated	NO	
0707	UnitedHealth Group Incorporated	89087	75-1617708				Enterprise Life Insurance Company	TX	IA	Freedom Life Insurance Company of America	Ownership	100.000	UnitedHealth Group Incorporated	NO	
		00000					EP Campus I, LLC	DE	NIA	UnitedHealthcare Insurance Company	Ownership	100.000	UnitedHealth Group Incorporated	NO	
		00000	27-2767291				EPIC Health Plan	CA	NIA	EPIC Management Services, LLC	Ownership	100.000	UnitedHealth Group Incorporated	NO	
		00000	33-0654147				EPIC Management Services, LLC	DE	NIA	Collaborative Care Holdings, LLC	Ownership	100.000	UnitedHealth Group Incorporated	NO	
		00000	81-0732646				Equian Parent Corp.	DE	NIA	OptumInsight, Inc.	Ownership	100.000	UnitedHealth Group Incorporated	NO	
		00000	27-0083277				Equian, LLC	IN	NIA	Equian Parent Corp.	Ownership	100.000	UnitedHealth Group Incorporated	NO	
		00000	81-4973066				eRx Network Holdings, Inc.	DE	NIA	Change Healthcare Solutions, LLC	Ownership	100.000	UnitedHealth Group Incorporated	NO	
		00000	37-1838630				eRx Network, LLC	DE	NIA	eRx Network Holdings, Inc.	Ownership	100.000	UnitedHealth Group Incorporated	NO	
		00000					Esho – Empresa de Serviços Hospitalares S.A.	BRA	NIA	Amil Assistência Médica Internacional S.A.	Ownership	99.749	UnitedHealth Group Incorporated	NO	
		00000	83-2740282				Eugene Center of Anxiety and Stress, LLC	OR	NIA	Physician(s) Owned	Influence	0.000	UnitedHealth Group Incorporated	NO	1
		00000	90-0624377				Eugene Therapy, LLC	OR	NIA	Physician(s) Owned	Influence	0.000	UnitedHealth Group Incorporated	NO	1
		00000	81-1070402				Everett MSO, Inc.	WA	NIA	OptumCare Holdings, LLC	Ownership	100.000	UnitedHealth Group Incorporated	NO	
		00000	81-1625636				Everett Physicians, Inc. P.S.	WA	NIA	Physician(s) Owned	Influence	0.000	UnitedHealth Group Incorporated	NO	1
		00000	61-1752488				Evolve, LLC	WI	NIA	Refresh Evolve, LLC	Ownership	100.000	UnitedHealth Group Incorporated	NO	1
		00000	77-0560460				Excel MSO, LLC	CA	NIA	OptumCare Management, LLC	Ownership	100.000	UnitedHealth Group Incorporated	NO	
		00000	20-0087132				Excelsior Insurance Brokerage, Inc.	DE	NIA	HealthMarkets Insurance Agency, Inc.	Ownership	100.000	UnitedHealth Group Incorporated	NO	
		00000	11-3669765				Executive Health Resources, Inc.	PA	NIA	Optum360 Solutions, LLC	Ownership	100.000	UnitedHealth Group Incorporated	NO	
		00000	98-1259260				Exploration for Mine Clearance LLC	IRQ	NIA	UnitedHealthcare Global Medical (UK) Limited	Ownership	100.000	UnitedHealth Group Incorporated	NO	
		00000					Eye Clinic Oftalmologia Clínico Cirúrgica e Diagnóstico Ltda.	BRA	NIA	Hospital Alvorada Taguatinga Ltda.	Ownership	100.000	UnitedHealth Group Incorporated	NO	
		00000	27-0927202				Eye Specialists Surgery Centers LLC	IN	NIA	SCA AHN JV Holdings, LLC	Ownership	51.000	UnitedHealth Group Incorporated	NO	
		00000	46-3765364				Fairhaven Holdings, LLC	TN	NIA	Refresh Mental Health, Inc.	Ownership	100.000	UnitedHealth Group Incorporated	NO	
		00000	83-0693501				Fairhaven Real Estate, LLC	TN	NIA	Refresh Mental Health, Inc.	Ownership	100.000	UnitedHealth Group Incorporated	NO	
		00000	27-0820363				Family Counseling Associates of Salem Andover LLC	NH	NIA	Physician(s) Owned	Influence	0.000	UnitedHealth Group Incorporated	NO	1
		00000	88-0223385				Family Health Care Services	WV	NIA	Sierra Health Services, Inc.	Ownership	100.000	UnitedHealth Group Incorporated	NO	
		00000	88-0257036				Family Home Hospice, Inc.	NV	NIA	Sierra Health Services, Inc.	Ownership	100.000	UnitedHealth Group Incorporated	NO	
		00000	87-4007730				Ferrell Physician Services, P.C.	NY	NIA	Physician(s) Owned	Influence	0.000	UnitedHealth Group Incorporated	NO	1
		00000	82-2929226				First Coast Orthopedic Center, LLC	FL	NIA	ASV-HOPCo-SCA Florida, LLC	Ownership	54.328	UnitedHealth Group Incorporated	NO	2
		00000	85-2966587				First Family Insurance, LLC	DE	NIA	Golden Rule Financial Corporation	Ownership	100.000	UnitedHealth Group Incorporated	NO	
		00000	47-2066485				First Hill Surgery Center, LLC	WA	NIA	Physician(s) Owned	Influence	0.000	UnitedHealth Group Incorporated	NO	1
		00000	23-2849332				First Risk Advisors, Inc.	PA	NIA	UHC Holdings, Inc.	Ownership	100.000	UnitedHealth Group Incorporated	NO	
		00000	51-0484581				First Step Services, LLC	NC	NIA	Physician(s) Owned	Influence	0.000	UnitedHealth Group Incorporated	NO	1
		00000	86-0959327				Flagstaff Family Physicians, PLLC	AZ	NIA	Greater Phoenix Collaborative Care, P.C.	Ownership	100.000	UnitedHealth Group Incorporated	NO	1
		00000	35-2753845				Flight Advisors LLC	DE	NIA	United HealthCare Services, Inc.	Ownership	100.000	UnitedHealth Group Incorporated	NO	

ANNUAL STATEMENT FOR THE YEAR 2022 OF THE UnitedHealthcare Plan of the River Valley, Inc.

SCHEDULE Y
PART 1A - DETAIL OF INSURANCE HOLDING COMPANY SYSTEM

1	2	3	4	5	6	7	8	9	10	11	12	13	14	15	16
Group Code	Group Name	NAIC Company Code	ID Number	Federal RSSD	CIK	Name of Securities Exchange if Publicly Traded (U.S. or International)	Names of Parent, Subsidiaries Or Affiliates	Domiciliary Location	Relationship to Reporting Entity	Directly Controlled by (Name of Entity/Person)	Type of Control (Ownership, Board, Management, Attorney-in-Fact, Influence, Other)	If Control is Ownership Provide Percentage	Ultimate Controlling Entity(ies)/Person(s)	Is an SCA Filing Required? (Yes/No)	*
		00000					Flight Basic Services LLC	DE	NIA	United HealthCare Services, Inc.	Ownership	100.000	UnitedHealth Group Incorporated	NO	
		00000					Flight Management Specialists LLC	DE	NIA	United HealthCare Services, Inc.	Ownership	100.000	UnitedHealth Group Incorporated	NO	
		00000	62-1551098				Florence Surgery Center, L.P.	TN	NIA	SCA-Florence, LLC	Ownership	15.000	UnitedHealth Group Incorporated	NO	2
		00000	35-2456267				FMG Holdings, LLC	DE	NIA	UnitedHealth Group Incorporated	Ownership	98.704	UnitedHealth Group Incorporated	NO	
		00000	35-2456267				FMG Holdings, LLC	DE	NIA	Hygeia Corporation	Ownership	1.296	UnitedHealth Group Incorporated	NO	
		00000	86-0908902				For Health of Arizona, Inc.	AZ	NIA	For Health, Inc.	Ownership	100.000	UnitedHealth Group Incorporated	NO	
		00000	33-0766617				For Health, Inc.	DE	NIA	Inspiris, Inc.	Ownership	100.000	UnitedHealth Group Incorporated	NO	
		00000	77-0368346				Fort Worth Endoscopy Centers, LLC	TX	NIA	Surgical Care Affiliates, LLC	Influence	0.000	UnitedHealth Group Incorporated	NO	
		00000	86-0901608				Fortified Provider Network, Inc.	AZ	NIA	Equian Parent Corp.	Ownership	100.000	UnitedHealth Group Incorporated	NO	
		00000	20-4647560				Foundation Surgery Affiliate General of Huntingdon Valley, LLC	OK	NIA	Virtua-SCA Holdings II, LLC	Ownership	56.730	UnitedHealth Group Incorporated	NO	2
		00000	68-0499459				Foundation Surgery Affiliate of Huntingdon Valley, L.P.	OK	NIA	Foundation Surgery Affiliate General of Huntingdon Valley, LLC	Ownership	1.043	UnitedHealth Group Incorporated	NO	2
		00000	68-0499459				Foundation Surgery Affiliate of Huntingdon Valley, L.P.	OK	NIA	Virtua-SCA Holdings II, LLC	Ownership	56.139	UnitedHealth Group Incorporated	NO	2
		00000	20-3412606				Franklin Surgical Center LLC	NJ	NIA	SCA-Franklin, LLC	Ownership	54.327	UnitedHealth Group Incorporated	NO	
		00000	02-0348012				Freedom Data Systems, Inc.	NH	NIA	eRx Network, LLC	Ownership	100.000	UnitedHealth Group Incorporated	NO	
0707	UnitedHealth Group Incorporated	62324	61-1096685				Freedom Life Insurance Company of America	TX	IA	USHEALTH Group, Inc.	Ownership	100.000	UnitedHealth Group Incorporated	NO	
		00000	82-3453993				Freeway Surgicenter of Houston, LLC	TX	NIA	SCA-Freeway Holdings, LLC	Ownership	59.322	UnitedHealth Group Incorporated	NO	
		00000	45-1476594				Frontier Healthcare Billing Services LLC	NY	NIA	Physicians Endoscopy, L.L.C.	Ownership	100.000	UnitedHealth Group Incorporated	NO	
		00000	27-4101347				Frontier Healthcare Management Services, LLC	NY	NIA	Physicians Endoscopy, L.L.C.	Ownership	100.000	UnitedHealth Group Incorporated	NO	
		00000	98-1101521				Frontier MEDEX Limited	IRQ	NIA	UnitedHealthcare Global Medical (UK) Limited	Ownership	100.000	UnitedHealth Group Incorporated	NO	
		00000	98-1172769				Frontier Medex Tanzania Limited	TZA	NIA	UnitedHealthcare Global Medical (UK) Limited	Ownership	99.000	UnitedHealth Group Incorporated	NO	
		00000	98-1147103				FrontierMEDEX Kenya Limited	KEN	NIA	UnitedHealthcare International I B.V. UnitedHealthcare Global Medical (UK) Limited	Ownership	0.100	UnitedHealth Group Incorporated	NO	
		00000	98-1147103				FrontierMEDEX Kenya Limited	KEN	NIA	UnitedHealthcare Global Medical (UK) Limited	Ownership	99.900	UnitedHealth Group Incorporated	NO	
		00000	33-1219808				FrontierMEDEX US, Inc.	DE	NIA	FMG Holdings, LLC	Ownership	24.613	UnitedHealth Group Incorporated	NO	
		00000	33-1219808				FrontierMEDEX US, Inc.	DE	NIA	UnitedHealth Group Incorporated	Ownership	75.387	UnitedHealth Group Incorporated	NO	
		00000	52-2230470				FrontierMEDEX, Inc.	IN	NIA	FrontierMEDEX US, Inc.	Ownership	100.000	UnitedHealth Group Incorporated	NO	
		00000					Fundación Banmédica	CHL	NIA	Banmédica S.A.	Ownership	100.000	UnitedHealth Group Incorporated	NO	
		00000	63-0833765				Gadsden Surgery Center, LLC	DE	NIA	SC Affiliates, LLC	Ownership	100.000	UnitedHealth Group Incorporated	NO	
		00000	27-0556097				Genoa Healthcare LLC	PA	NIA	Specialized Pharmaceuticals, Inc.	Ownership	100.000	UnitedHealth Group Incorporated	NO	
		00000	47-3851949				Genoa Healthcare, Inc.	DE	NIA	OptumRx Holdings, LLC	Ownership	100.000	UnitedHealth Group Incorporated	NO	
		00000	20-5009764				Genoa of Arkansas, LLC	AR	NIA	Genoa Healthcare LLC	Ownership	100.000	UnitedHealth Group Incorporated	NO	
		00000	45-3010132				Genoa Telepsychiatry, Inc.	DE	NIA	Genoa Healthcare LLC	Ownership	100.000	UnitedHealth Group Incorporated	NO	
		00000	81-4703295				Genoa, Qd Wholesale, LLC	DE	NIA	Genoa Healthcare LLC	Ownership	100.000	UnitedHealth Group Incorporated	NO	
		00000	37-0920164				gethealthinsurance.com Agency Inc.	IN	NIA	Golden Rule Financial Corporation	Ownership	100.000	UnitedHealth Group Incorporated	NO	
		00000	92-0335511				GH 22 Holdings, Inc.	DE	NIA	United HealthCare Services, Inc.	Ownership	100.000	UnitedHealth Group Incorporated	NO	
		00000	65-1025514				Gladiolus Surgery Center, L.L.C.	FL	NIA	SCA-Gladiolus, LLC	Ownership	50.789	UnitedHealth Group Incorporated	NO	
		00000	47-3495605				GLBESC, LLC	DE	NIA	Beach Surgical Holdings LLC	Ownership	52.270	UnitedHealth Group Incorporated	NO	2
		00000	33-0595220				Glenwood Surgical Center, L.P.	CA	NIA	Glenwood-SC, LLC	Ownership	1.080	UnitedHealth Group Incorporated	NO	
		00000	33-0595220				Glenwood Surgical Center, L.P.	CA	NIA	SCA-Glenwood Holdings, LLC	Ownership	56.730	UnitedHealth Group Incorporated	NO	
		00000	62-1601450				Glenwood-SC, LLC	TN	NIA	SC Affiliates, LLC	Ownership	100.000	UnitedHealth Group Incorporated	NO	
		00000	27-3337336				Global One Ventures, LLC	CA	NIA	SCA Global One Holdings, LLC	Ownership	100.000	UnitedHealth Group Incorporated	NO	
		00000					Global Traveler Organization (Cayman) SPC Limited	CYM	NIA	PGH Global (Cayman) Limited	Ownership	100.000	UnitedHealth Group Incorporated	NO	
		00000	20-3420886				Golden Outlook, Inc.	CA	NIA	Golden Rule Financial Corporation	Ownership	100.000	UnitedHealth Group Incorporated	NO	

ANNUAL STATEMENT FOR THE YEAR 2022 OF THE UnitedHealthcare Plan of the River Valley, Inc.

SCHEDULE Y
PART 1A - DETAIL OF INSURANCE HOLDING COMPANY SYSTEM

1	2	3	4	5	6	7	8	9	10	11	12	13	14	15	16
Group Code	Group Name	NAIC Company Code	ID Number	Federal RSSD	CIK	Name of Securities Exchange if Publicly Traded (U.S. or International)	Names of Parent, Subsidiaries Or Affiliates	Domiciliary Location	Relationship to Reporting Entity	Directly Controlled by (Name of Entity/Person)	Type of Control (Ownership, Board, Management, Attorney-in-Fact, Influence, Other)	If Control is Ownership Provide Percentage	Ultimate Controlling Entity(ies)/Person(s)	Is an SCA Filing Required? (Yes/No)	*
0707	UnitedHealth Group Incorporated	00000	37-0855360				Golden Rule Financial Corporation	DE	NIA	UnitedHealth Group Incorporated	Ownership	100.000	UnitedHealth Group Incorporated	NO	
		62286	37-6028756	3057283			Golden Rule Insurance Company	IN	IA	Golden Rule Financial Corporation	Ownership	100.000	UnitedHealth Group Incorporated	NO	
		00000	33-0529450				Golden Triangle Surgicenter, L.P.	CA	NIA	Surgery Centers-West Holdings, LLC	Ownership	56.000	UnitedHealth Group Incorporated	NO	
		00000	95-3969271				Good Samaritan Medical Practice Association, Inc., A Medical Group	CA	NIA	HealthCare Partners Associates Medical Group, P.C.	Ownership	100.000	UnitedHealth Group Incorporated	NO	1
		00000	93-1237063				Grants Pass Surgery Center, LLC	OR	NIA	SCA-Grants Pass, LLC	Ownership	51.000	UnitedHealth Group Incorporated	NO	
		00000	27-2337725				Greater Phoenix Collaborative Care, P.C.	AZ	NIA	Physician(s) Owned	Influence	0.000	UnitedHealth Group Incorporated	NO	1
		00000	36-4053840				Greensboro Specialty Surgery Center, LLC	NC	NIA	NSC Greensboro West, LLC	Ownership	50.100	UnitedHealth Group Incorporated	NO	2
		00000	74-2411643				Greenville Surgery Center, LLC	TX	NIA	Surgical Care Affiliates, LLC	Influence	0.000	UnitedHealth Group Incorporated	NO	
		00000	85-3346468				Greenway Surgical Suites, LLC	MN	NIA	SCA Greenway Holdings, LLC	Ownership	52.766	UnitedHealth Group Incorporated	NO	2
		00000	01-0619096				Grove Place Surgery Center, L.L.C.	FL	NIA	SCA-Grove Place, LLC	Ownership	51.000	UnitedHealth Group Incorporated	NO	
		00000	01-0619096				Grove Place Surgery Center, L.L.C.	FL	NIA	SCA Affiliates, LLC	Ownership	3.060	UnitedHealth Group Incorporated	NO	
		00000	47-3071064				Guilford Surgery Center, LLC	CT	NIA	HHC-SCA Guilford Holdings, LLC	Ownership	49.000	UnitedHealth Group Incorporated	NO	2
		00000	26-1227494				H.I. Investments Holding Company, LLC	DE	NIA	Health Inventures, LLC	Ownership	100.000	UnitedHealth Group Incorporated	NO	
		00000	98-0213198				H&W Indemnity (SPC), Ltd.	CYM	NIA	UnitedHealth Group Incorporated	Ownership	100.000	UnitedHealth Group Incorporated	NO	
0707	UnitedHealth Group Incorporated	79480	35-1279304				Harken Health Insurance Company	WI	IA	UnitedHealthcare, Inc.	Ownership	100.000	UnitedHealth Group Incorporated	NO	
		00000	26-3234725				Harrison Endo Surgical Center, LLC	NJ	NIA	Virtua-SCA Holdings, LLC	Ownership	55.000	UnitedHealth Group Incorporated	NO	2
		00000	58-2065044				Hawthorn Place Outpatient Surgery Center, L.P.	GA	NIA	SHC Hawthorn, Inc.	Ownership	20.000	UnitedHealth Group Incorporated	NO	2
		00000	85-2037257				Hays JV Partners, LLC	TX	NIA	SCA Hays Holdings, LLC	Ownership	31.373	UnitedHealth Group Incorporated	NO	2
		00000	27-4579547				Hays Surgery Center, LLC	TX	NIA	Hays JV Partners, LLC	Ownership	51.000	UnitedHealth Group Incorporated	NO	
		00000	27-4579547				Hays Surgery Center, LLC	TX	NIA	SCA Hays Holdings, LLC	Ownership	9.000	UnitedHealth Group Incorporated	NO	
		00000	81-2378903				HCAAT Acquisition Inc.	DE	NIA	WelMed Medical Management, Inc.	Ownership	100.000	UnitedHealth Group Incorporated	NO	
		00000	27-0549481				hCentive, Inc.	DE	NIA	Optum Government Solutions, Inc.	Ownership	100.000	UnitedHealth Group Incorporated	NO	
		00000	13-4143595				HCI Acquisition Corp.	NY	NIA	Change Healthcare Solutions, LLC	Ownership	100.000	UnitedHealth Group Incorporated	NO	
		00000	45-3007213				HCP ACO California, LLC	CA	NIA	OptumCare Management, LLC	Ownership	100.000	UnitedHealth Group Incorporated	NO	
		00000	33-0673883				Health Care-ONE Insurance Agency, Inc.	CA	NIA	USHEALTH Advisors, LLC	Ownership	50.000	UnitedHealth Group Incorporated	NO	
		00000	20-5944768				Health Inventures Employment Solutions, LLC	DE	NIA	Health Inventures, LLC	Ownership	100.000	UnitedHealth Group Incorporated	NO	
		00000	04-3723090				Health Inventures, LLC	DE	NIA	SCA Affiliates, LLC	Ownership	100.000	UnitedHealth Group Incorporated	NO	
0707	UnitedHealth Group Incorporated	96342	88-0201035				Health Plan of Nevada, Inc.	NV	IA	Sierra Health Services, Inc.	Ownership	100.000	UnitedHealth Group Incorporated	NO	
		00000	75-2674367				Healthcare Associates of Irving PLLC	TX	NIA	USMD Affiliated Services	Ownership	100.000	UnitedHealth Group Incorporated	NO	
		00000	81-0760425				Healthcare Associates of Texas LLC	DE	NIA	HCAAT Acquisition Inc.	Ownership	100.000	UnitedHealth Group Incorporated	NO	
		00000	95-4526112				HealthCare Partners Affiliates Medical Group	CA	NIA	HealthCare Partners Associates Medical Group, P.C.	Ownership	95.000	UnitedHealth Group Incorporated	NO	1
		00000	26-4247365				HealthCare Partners ASC-HB, LLC	CA	NIA	Talbert Medical Group, P.C.	Ownership	100.000	UnitedHealth Group Incorporated	NO	1
		00000	95-4628842				HealthCare Partners ASC-LB, LLC	CA	NIA	OptumCare Management, LLC	Ownership	99.000	UnitedHealth Group Incorporated	NO	
		00000	95-4628842				HealthCare Partners ASC-LB, LLC	CA	NIA	HealthCare Partners Associates Medical Group, P.C.	Ownership	1.000	UnitedHealth Group Incorporated	NO	
		00000	45-5273760				HealthCare Partners Associates Medical Group, P.C.	CA	NIA	Physician(s) Owned	Influence	0.000	UnitedHealth Group Incorporated	NO	1
		00000	47-5274363				HealthCare Partners Management Services California, LLC	DE	NIA	OptumCare Management, LLC	Ownership	100.000	UnitedHealth Group Incorporated	NO	
		00000	95-4340584				HealthCare Partners Medical Group, P.C.	CA	NIA	Physician(s) Owned	Influence	0.000	UnitedHealth Group Incorporated	NO	1
		00000	81-1080535				HealthCare Partners RE, LLC	DE	NIA	OptumCare Holdings, LLC	Ownership	100.000	UnitedHealth Group Incorporated	NO	
		00000	77-0693060				Healthcare Solutions, Inc.	DE	NIA	OptumRx Administrative Services, LLC	Ownership	100.000	UnitedHealth Group Incorporated	NO	
		00000	20-3349887				HealthEast Surgery Center-Maplewood, LLC	MN	NIA	H.I. Investments Holding Company, LLC	Ownership	26.277	UnitedHealth Group Incorporated	NO	2
		00000					Healthgrades Marketplace, LLC	DE	NIA	RVO Health, LLC	Ownership	100.000	UnitedHealth Group Incorporated	NO	
		00000					Healthline Group, LLC	DE	NIA	RVO Health, LLC	Ownership	100.000	UnitedHealth Group Incorporated	NO	
		00000					Healthline Holdings, LLC	DE	NIA	RVO Health, LLC	Ownership	100.000	UnitedHealth Group Incorporated	NO	
		00000	47-2570595				HealthMarkets Group, Inc.	DE	NIA	HealthMarkets, LLC	Ownership	100.000	UnitedHealth Group Incorporated	NO	

41.11

ANNUAL STATEMENT FOR THE YEAR 2022 OF THE UnitedHealthcare Plan of the River Valley, Inc.

SCHEDULE Y
PART 1A - DETAIL OF INSURANCE HOLDING COMPANY SYSTEM

1	2	3	4	5	6	7	8	9	10	11	12	13	14	15	16
Group Code	Group Name	NAIC Company Code	ID Number	Federal RSSD	CIK	Name of Securities Exchange if Publicly Traded (U.S. or International)	Names of Parent, Subsidiaries Or Affiliates	Domiciliary Location	Relationship to Reporting Entity	Directly Controlled by (Name of Entity/Person)	Type of Control (Ownership, Board, Management, Attorney-in-Fact, Influence, Other)	If Control is Ownership Provide Percentage	Ultimate Controlling Entity(ies)/Person(s)	Is an SCA Filing Required? (Yes/No)	*
		00000	27-0277771				HealthMarkets Insurance Agency, Inc.	DE	NIA	HealthMarkets Group, Inc.	Ownership	100.000	UnitedHealth Group Incorporated	NO	
		00000	46-1131431				HealthMarkets Services, Inc.	DE	NIA	HealthMarkets Group, Inc.	Ownership	100.000	UnitedHealth Group Incorporated	NO	
		00000	75-2044750	4346649			HealthMarkets, Inc.	DE	NIA	Golden Rule Financial Corporation	Ownership	100.000	UnitedHealth Group Incorporated	NO	
		00000					HealthMarkets, LLC	DE	NIA	HealthMarkets, Inc.	Ownership	100.000	UnitedHealth Group Incorporated	NO	
		00000	83-2329503				Healthplex America, LLC	FL	NIA	Marlin Holding Company LLC	Ownership	100.000	UnitedHealth Group Incorporated	NO	
		00000	45-2548158				Healthplex Dental Services, Inc.	FL	IA	Healthplex, Inc.	Ownership	100.000	UnitedHealth Group Incorporated	NO	
		00000	11-3554436				Healthplex I.P.A., Inc.	NY	NIA	Healthplex, Inc.	Ownership	100.000	UnitedHealth Group Incorporated	NO	
.0707	UnitedHealth Group Incorporated	11172	11-3469326				Healthplex Insurance Company	NY	IA	Healthplex, Inc.	Ownership	100.000	UnitedHealth Group Incorporated	NO	
		00000	20-899255				Healthplex of CT, Inc.	CT	NIA	Healthplex, Inc.	Ownership	100.000	UnitedHealth Group Incorporated	NO	
		00000	20-5644765				Healthplex of DC, Inc.	DC	NIA	Healthplex, Inc.	Ownership	100.000	UnitedHealth Group Incorporated	NO	
		00000	20-5644779				Healthplex of MD, Inc.	MD	NIA	Healthplex, Inc.	Ownership	100.000	UnitedHealth Group Incorporated	NO	
		00000	32-0572262				Healthplex of ME, Inc.	ME	NIA	Healthplex, Inc.	Ownership	100.000	UnitedHealth Group Incorporated	NO	
		00000	35-2633905				Healthplex of NC, Inc.	NC	NIA	Healthplex, Inc.	Ownership	100.000	UnitedHealth Group Incorporated	NO	
.0707	UnitedHealth Group Incorporated	12830	20-5343824				Healthplex of NJ, Inc.	NJ	IA	Healthplex, Inc.	Ownership	100.000	UnitedHealth Group Incorporated	NO	
		00000	45-0705334				Healthplex of TX, Inc.	TX	NIA	Healthplex, Inc.	Ownership	100.000	UnitedHealth Group Incorporated	NO	
		00000	11-2714365				Healthplex, Inc.	NY	NIA	Healthplex America, LLC	Ownership	100.000	UnitedHealth Group Incorporated	NO	
		00000	71-0847266				HealthSCOPE Benefits, Inc.	DE	NIA	HealthSCOPE Holdings, Inc.	Ownership	100.000	UnitedHealth Group Incorporated	NO	
		00000	47-1409110				HealthSCOPE Holdings, Inc.	DE	NIA	UMR, Inc.	Ownership	100.000	UnitedHealth Group Incorporated	NO	
		00000	83-2722254				Heartland Heart and Vascular, LLC	DE	NIA	Endoscopy Center Affiliates, Inc.	Ownership	1.000	UnitedHealth Group Incorporated	NO	
		00000	83-2722254				Heartland Heart and Vascular, LLC	DE	NIA	SCA Heartland Holdings, LLC	Ownership	99.000	UnitedHealth Group Incorporated	NO	
		00000					Help Seguros de Vida S.A.	CHL	NIA	Banmédica Internacional SpA	Ownership	0.000	UnitedHealth Group Incorporated	NO	
		00000					Help Seguros de Vida S.A.	CHL	NIA	Banmédica S.A.	Ownership	100.000	UnitedHealth Group Incorporated	NO	
		00000					Help Service S.A.	CHL	NIA	Saden S.A.	Ownership	0.000	UnitedHealth Group Incorporated	NO	
		00000					Help Service S.A.	CHL	NIA	Banmédica S.A.	Ownership	100.000	UnitedHealth Group Incorporated	NO	
		00000	98-1443161				Help SpA	CHL	NIA	Saden S.A.	Ownership	0.000	UnitedHealth Group Incorporated	NO	
		00000	98-1443161				Help SpA	CHL	NIA	Banmédica S.A.	Ownership	100.000	UnitedHealth Group Incorporated	NO	
		00000	80-0020865				Heron Ridge Assoc. P.L.C.	MI	NIA	Physician(s) Owned	Influence	0.000	UnitedHealth Group Incorporated	NO	1
		00000	46-5291602				HFHS-SCA Holdings, LLC	MI	NIA	SC Affiliates, LLC	Ownership	49.000	UnitedHealth Group Incorporated	NO	2
		00000	88-3842578				HHC-SCA Guilford Holdings, LLC	DE	NIA	SCA Guilford Holdings, LLC	Ownership	100.000	UnitedHealth Group Incorporated	NO	
		00000	84-1472832				Highlands Ranch Healthcare, LLC	CO	NIA	Urgent Care MSO, LLC	Ownership	100.000	UnitedHealth Group Incorporated	NO	
		00000	98-1452260				Home Medical S.A.	CHL	NIA	Help SpA	Ownership	99.998	UnitedHealth Group Incorporated	NO	
		00000	98-1452260				Home Medical S.A.	CHL	NIA	Saden S.A.	Ownership	0.002	UnitedHealth Group Incorporated	NO	
		00000	81-0884465				Homecare Dimensions of Florida, Inc.	TX	NIA	WellMed Networks, Inc.	Ownership	100.000	UnitedHealth Group Incorporated	NO	1
		00000	74-2758644				Homecare Dimensions, Inc.	TX	NIA	WellMed Networks, Inc.	Ownership	100.000	UnitedHealth Group Incorporated	NO	1
		00000					Honodav SpA	CHL	NIA	Clínica Dávila y Servicios Médicos S.p.A.	Ownership	99.000	UnitedHealth Group Incorporated	NO	
		00000					Honodav SpA	CHL	NIA	Servicios Integrados de Salud Ltda.	Ownership	1.000	UnitedHealth Group Incorporated	NO	
		00000	98-1286038				Hospitais Associados de Pernambuco Ltda.	BRA	NIA	Hospital Alvorada Taguatinga Ltda.	Ownership	0.000	UnitedHealth Group Incorporated	NO	
		00000	98-1286038				Hospitais Associados de Pernambuco Ltda.	BRA	NIA	Esho – Empresa de Serviços Hospitalares S.A.	Ownership	100.000	UnitedHealth Group Incorporated	NO	
		00000					Hospital Alvorada Taguatinga Ltda.	BRA	NIA	Bosque Medical Center Ltda.	Ownership	6.532	UnitedHealth Group Incorporated	NO	
		00000					Hospital Alvorada Taguatinga Ltda.	BRA	NIA	Amil Assistência Médica Internacional S.A.	Ownership	86.360	UnitedHealth Group Incorporated	NO	
		00000					Hospital Alvorada Taguatinga Ltda.	BRA	NIA	Esho – Empresa de Serviços Hospitalares S.A.	Ownership	7.109	UnitedHealth Group Incorporated	NO	
		00000	98-1389272				Hospital Ana Costa S.A.	BRA	NIA	Piano de Saúde Ana Costa Ltda.	Ownership	76.000	UnitedHealth Group Incorporated	NO	
		00000	98-1389272				Hospital Ana Costa S.A.	BRA	NIA	Hospital Alvorada Taguatinga Ltda.	Ownership	23.824	UnitedHealth Group Incorporated	NO	
		00000	98-1310065				Hospital de Clínicas de Jacarepaguá Ltda.	BRA	NIA	Esho – Empresa de Serviços Hospitalares S.A.	Ownership	100.000	UnitedHealth Group Incorporated	NO	
		00000	98-1310065				Hospital de Clínicas de Jacarepaguá Ltda.	BRA	NIA	Cemed Care – Empresa de Atendimento Clínico Geral Ltda.	Ownership	0.000	UnitedHealth Group Incorporated	NO	

ANNUAL STATEMENT FOR THE YEAR 2022 OF THE UnitedHealthcare Plan of the River Valley, Inc.

SCHEDULE Y
PART 1A - DETAIL OF INSURANCE HOLDING COMPANY SYSTEM

1	2	3	4	5	6	7	8	9	10	11	12	13	14	15	16
Group Code	Group Name	NAIC Company Code	ID Number	Federal RSSD	CIK	Name of Securities Exchange if Publicly Traded (U.S. or International)	Names of Parent, Subsidiaries Or Affiliates	Domi-ciliary Location	Relation-ship to Reporting Entity	Directly Controlled by (Name of Entity/Person)	Type of Control (Ownership, Board, Management, Attorney-in-Fact, Influence, Other)	If Control is Ownership Provide Percentage	Ultimate Controlling Entity(ies)/Person(s)	Is an SCA Filing Re-quired? (Yes/No)	*
		00000	98-1332673				Hospital Santa Helena S.A.	.BRA	NIA	Eual Participações S.A. Esho – Empresa de Serviços Hospitalares S.A.	Ownership	10.947	UnitedHealth Group Incorporated	NO	
		00000	98-1332673				Hospital Santa Helena S.A.	.BRA	NIA		Ownership	89.053	UnitedHealth Group Incorporated	NO	
		00000	26-2912304				Humedica, Inc.	.DE	NIA	United HealthCare Services, Inc.	Ownership	100.000	UnitedHealth Group Incorporated	NO	
		00000	36-4331825				Hygeia Corporation	.DE	NIA	UnitedHealth International, Inc.	Ownership	100.000	UnitedHealth Group Incorporated	NO	
		00000	98-1106075				Hygeia Corporation (Ontario)	.CAN	NIA	FrontierMEDEX US, Inc.	Ownership	100.000	UnitedHealth Group Incorporated	NO	
		00000	84-4865867				IHD Holdings, LLC	.DE	NIA	naviHealth, Inc.	Ownership	100.000	UnitedHealth Group Incorporated	NO	
		00000	82-1341098				Illinois Independent Care Network, LLC	.DE	NIA	Surgical Care Affiliates, LLC	Ownership	100.000	UnitedHealth Group Incorporated	NO	
		00000	20-4351923				Impel Consulting Experts, L.L.C.	.TX	NIA	Impel Management Services, L.L.C.	Ownership	100.000	UnitedHealth Group Incorporated	NO	
		00000	75-2574317				Impel Management Services, L.L.C.	.TX	NIA	USMD Holdings, Inc.	Ownership	100.000	UnitedHealth Group Incorporated	NO	
		00000	27-3296953				IN Style OPTICAL, LLC	.MA	NIA	Reliant Medical Group, Inc.	Ownership	100.000	UnitedHealth Group Incorporated	NO	1
		00000	45-4132005				Indiana Care Organization, LLC	.IN	NIA	AHN Target Holdings, LLC	Ownership	100.000	UnitedHealth Group Incorporated	NO	
		00000	33-0618077				Inland Faculty Medical Group, Inc.	.CA	NIA	NAMM Medical Group Holdings, Inc.	Ownership	100.000	UnitedHealth Group Incorporated	NO	1
		00000	33-0018673				Inland Surgery Center, L.P.	.CA	NIA	SC Affiliates, LLC	Ownership	6.156	UnitedHealth Group Incorporated	NO	
		00000	33-0018673				Inland Surgery Center, L.P.	.CA	NIA	Redlands Ambulatory Surgery Center	Ownership	51.000	UnitedHealth Group Incorporated	NO	
		00000					Inmobiliaria Apoquindo 3001 S.A.	.CHL	NIA	Cobranzas Bannédica Spa	Ownership	0.001	UnitedHealth Group Incorporated	NO	
		00000					Inmobiliaria Apoquindo 3001 S.A.	.CHL	NIA	Inmobiliaria Apoquindo S.A.	Ownership	99.999	UnitedHealth Group Incorporated	NO	
		00000	98-1458683				Inmobiliaria Apoquindo 3600 Ltda.	.CHL	NIA	Inmobiliaria Apoquindo 3001 S.A.	Ownership	0.300	UnitedHealth Group Incorporated	NO	
		00000	98-1458683				Inmobiliaria Apoquindo 3600 Ltda.	.CHL	NIA	Bannédica S.A.	Ownership	99.700	UnitedHealth Group Incorporated	NO	
		00000	98-1443174				Inmobiliaria Apoquindo S.A.	.CHL	NIA	Bannédica S.A.	Ownership	100.000	UnitedHealth Group Incorporated	NO	
		00000	98-1443174				Inmobiliaria Apoquindo S.A.	.CHL	NIA	Saden S.A.	Ownership	0.000	UnitedHealth Group Incorporated	NO	
		00000	98-1458682				Inmobiliaria Clínica Santa María S.A.	.CHL	NIA	Bannédica S.A.	Ownership	99.510	UnitedHealth Group Incorporated	NO	
		00000	98-1454653				Inmobiliaria e Inversiones Alameda S.A.	.CHL	NIA	Saden S.A.	Ownership	0.020	UnitedHealth Group Incorporated	NO	
		00000	98-1454653				Inmobiliaria e Inversiones Alameda S.A.	.CHL	NIA	Bannédica S.A.	Ownership	99.980	UnitedHealth Group Incorporated	NO	
		00000	98-1460922				Inmobiliaria Viñamed Ltda.	.CHL	NIA	Administradora Médica Centromed S.A.	Ownership	99.900	UnitedHealth Group Incorporated	NO	
		00000	47-5640889				INOVR Surgical at Memorial City, LLC	.TX	NIA	Memorial City Partners, LLC	Ownership	100.000	UnitedHealth Group Incorporated	NO	
		00000	88-0482274				inPharmative, Inc.	.NV	NIA	OptumRx Health Solutions, LLC	Ownership	100.000	UnitedHealth Group Incorporated	NO	
		00000	45-2563134				Inspiris Medical Services of New Jersey, P.C.	.NJ	NIA	Physician(s) Owned	Influence	0.000	UnitedHealth Group Incorporated	NO	1
		00000	27-1561674				INSPIRIS of Michigan Medical Services, P.C.	.MI	NIA	Physician(s) Owned	Influence	0.000	UnitedHealth Group Incorporated	NO	1
		00000	13-4168739				INSPIRIS of New York Medical Services, P.C.	.NY	NIA	Physician(s) Owned	Influence	0.000	UnitedHealth Group Incorporated	NO	1
		00000	26-2895670				INSPIRIS of Pennsylvania Medical Services, P.C.	.PA	NIA	Physician(s) Owned	Influence	0.000	UnitedHealth Group Incorporated	NO	1
		00000	26-2885572				INSPIRIS of Texas Physician Group	.TX	NIA	Optum Care Services Company	Ownership	100.000	UnitedHealth Group Incorporated	NO	
		00000	33-0766366				Inspiris, Inc.	.DE	NIA	Colaborative Care Holdings, LLC	Ownership	100.000	UnitedHealth Group Incorporated	NO	
		00000					Instituto Radium de Campinas Ltda	.BRA	NIA	Esho – Empresa de Serviços Hospitalares S.A. COI – Clínicas Oncológicas Integradas S.A.	Ownership	0.000	UnitedHealth Group Incorporated	NO	
		00000					Instituto Radium de Campinas Ltda	.BRA	NIA		Ownership	100.000	UnitedHealth Group Incorporated	NO	
		00000	27-2557480				Integrated Behavioral Health, LLC	.LA	NIA	Refresh Mental Health, Inc.	Ownership	100.000	UnitedHealth Group Incorporated	NO	
		00000	95-0856292				Inter-Hospital Physicians Association, Inc.	.OR	NIA	Optum Oregon MSO, LLC	Ownership	100.000	UnitedHealth Group Incorporated	NO	
0707	UnitedHealth Group Incorporated	11173	22-2321226				International Healthcare Services, Inc.	.NJ	IA	Healthplex, Inc.	Ownership	100.000	UnitedHealth Group Incorporated	NO	
		00000	46-2215497				InTouch Pharmacy LLC	.GA	NIA	Diplomat Pharmacy, Inc.	Ownership	100.000	UnitedHealth Group Incorporated	NO	
		00000	98-1452273				Inversiones Clínicas Santa María SpA	.CHL	NIA	Bannédica S.A.	Ownership	100.000	UnitedHealth Group Incorporated	NO	
		00000	98-1448096				Isapre Bannédica S.A.	.CHL	NIA	Bannédica S.A.	Ownership	100.000	UnitedHealth Group Incorporated	NO	
		00000	98-1448096				Isapre Bannédica S.A.	.CHL	NIA	Clínica Dávila y Servicios Médicos S.p.A.	Ownership	0.000	UnitedHealth Group Incorporated	NO	
		00000					Jet Coordination LLC	.DE	NIA	United HealthCare Services, Inc.	Ownership	100.000	UnitedHealth Group Incorporated	NO	
		00000	35-2748546				Jet Plane Management LLC	.DE	NIA	United HealthCare Services, Inc.	Ownership	100.000	UnitedHealth Group Incorporated	NO	
		00000	20-5337793				Johnston Surgicare, L.P.	.RI	NIA	Surgery Center Holding, LLC	Ownership	1.000	UnitedHealth Group Incorporated	NO	
		00000	74-2544709				Joliet Surgery Center Limited Partnership	.IL	NIA	Surgicare of Joliet, Inc.	Ownership	27.143	UnitedHealth Group Incorporated	NO	2

ANNUAL STATEMENT FOR THE YEAR 2022 OF THE UnitedHealthcare Plan of the River Valley, Inc.

SCHEDULE Y
PART 1A - DETAIL OF INSURANCE HOLDING COMPANY SYSTEM

1	2	3	4	5	6	7	8	9	10	11	12	13	14	15	16
Group Code	Group Name	NAIC Company Code	ID Number	Federal RSSD	CIK	Name of Securities Exchange if Publicly Traded (U.S. or International)	Names of Parent, Subsidiaries Or Affiliates	Domiciliary Location	Relationship to Reporting Entity	Directly Controlled by (Name of Entity/Person)	Type of Control (Ownership, Board, Management, Attorney-in-Fact, Influence, Other)	If Control is Ownership Provide Percentage	Ultimate Controlling Entity(ies)/Person(s)	Is an SCA Filing Required? (Yes/No)	*
		00000	26-3013277				Jonathan E. Goldberg, Ph.D., Inc.	MA	NIA	Physician(s) Owned	Influence	0.000	UnitedHealth Group Incorporated	NO	1
		00000	68-0624157				Jordan Ridge Family Medicine, LLC	DE	NIA	Collaborative Care Services, Inc.	Ownership	100.000	UnitedHealth Group Incorporated	NO	
		00000	46-4755857				Joyable, Inc.	DE	NIA	AbleTo, Inc.	Ownership	100.000	UnitedHealth Group Incorporated	NO	
		00000	26-3478896				Joyce Marter & Associates, P.C.	IL	NIA	Physician(s) Owned	Influence	0.000	UnitedHealth Group Incorporated	NO	1
		00000	83-2306992				JPM Healthcare LLC	DE	NIA	SCA-JPM Holdings, LLC	Ownership	51.000	UnitedHealth Group Incorporated	NO	
		00000	30-0089259				K.P. Counseling, Ltd.	IL	NIA	Physician(s) Owned	Influence	0.000	UnitedHealth Group Incorporated	NO	1
		00000	76-0386391				Kelsey-Seybold Medical Group, PLLC	TX	NIA	Physician(s) Owned	Influence	0.000	UnitedHealth Group Incorporated	NO	1
.0707	UnitedHealth Group Incorporated	16541	83-2701907				KelseyCare Administrators LLC	TX	IA	KS Management Services, L.L.C.	Ownership	100.000	UnitedHealth Group Incorporated	NO	
		00000	86-2407758				Kokomo Outpatient Surgery Center, LLC	IN	NIA	SC Affiliates, LLC	Ownership	100.000	UnitedHealth Group Incorporated	NO	
		00000	76-0602862				KS Management Services, L.L.C.	TX	NIA	KSMS Intermediate Holdings II, LLC	Ownership	100.000	UnitedHealth Group Incorporated	NO	
		00000	84-2355006				KS Pharm, LLC	TX	NIA	Kelsey-Seybold Medical Group, PLLC	Ownership	100.000	UnitedHealth Group Incorporated	NO	1
.0707	UnitedHealth Group Incorporated	12827	20-5602615				KS Plan Administrators, LLC	TX	IA	KS Management Services, L.L.C.	Ownership	100.000	UnitedHealth Group Incorporated	NO	
		00000	84-2241460				KS SC, LLC	TX	NIA	Kelsey-Seybold Medical Group, PLLC	Ownership	100.000	UnitedHealth Group Incorporated	NO	1
		00000	84-2590138				KSMS Holdings, LLC	TX	NIA	Transformer TX Holdings, LLC	Ownership	100.000	UnitedHealth Group Incorporated	NO	
		00000	84-2598581				KSMS Intermediate Holdings I, LLC	TX	NIA	KSMS Holdings, LLC	Ownership	100.000	UnitedHealth Group Incorporated	NO	
		00000	84-2646230				KSMS Intermediate Holdings II, LLC	TX	NIA	KSMS Intermediate Holdings I, LLC	Ownership	100.000	UnitedHealth Group Incorporated	NO	
		00000	98-1456202				La Esperanza del Perú S.A.	PER	NIA	Pacifico S.A. Entidad Prestadora de Salud	Ownership	100.000	UnitedHealth Group Incorporated	NO	
		00000					Laboratorio ROE S.A.	PER	NIA	Pacifico S.A. Entidad Prestadora de Salud	Ownership	100.000	UnitedHealth Group Incorporated	NO	
		00000					Laboratorios Médicos Amed Quilpué S.A.	CHL	NIA	Servicios Médicos Amed Quilpué S.A.	Ownership	0.100	UnitedHealth Group Incorporated	NO	
		00000					Laboratorios Médicos Amed Quilpué S.A.	CHL	NIA	Centromed Quilpué S.A.	Ownership	99.900	UnitedHealth Group Incorporated	NO	
		00000	82-5437916				Landmark Group Holdings, LLC	DE	NIA	Laser Acquisition Holdings III, LLC	Ownership	100.000	UnitedHealth Group Incorporated	NO	
		00000	36-4785073				Landmark Health NY IPA, LLC	NY	NIA	Landmark Health, LLC	Ownership	100.000	UnitedHealth Group Incorporated	NO	
		00000	37-1774991				Landmark Health NY PO, LLC	DE	NIA	Landmark Health, LLC	Ownership	100.000	UnitedHealth Group Incorporated	NO	
		00000	35-2547489				Landmark Health of California, LLC	DE	NIA	Landmark Health, LLC	Ownership	100.000	UnitedHealth Group Incorporated	NO	
		00000	35-2616929				Landmark Health of Massachusetts, LLC	DE	NIA	Landmark Health, LLC	Ownership	100.000	UnitedHealth Group Incorporated	NO	
		00000	37-1880434				Landmark Health of North Carolina, LLC	NC	NIA	Landmark MSO, LLC	Ownership	100.000	UnitedHealth Group Incorporated	NO	
		00000	38-3952354				Landmark Health of Oregon, LLC	DE	NIA	Landmark Health, LLC	Ownership	100.000	UnitedHealth Group Incorporated	NO	
		00000	61-1781940				Landmark Health of Pennsylvania, LLC	DE	NIA	Landmark Health, LLC	Ownership	100.000	UnitedHealth Group Incorporated	NO	
		00000	61-1752988				Landmark Health of Washington, LLC	DE	NIA	Landmark Health, LLC	Ownership	100.000	UnitedHealth Group Incorporated	NO	
		00000					Landmark Health Technologies Private Limited	IND	NIA	Landmark Health, LLC	Ownership	99.990	UnitedHealth Group Incorporated	NO	
		00000					Landmark Health Technologies Private Limited	IND	NIA	Landmark India, LLC	Ownership	0.010	UnitedHealth Group Incorporated	NO	
		00000	46-3015502				Landmark Health, LLC	DE	NIA	Landmark Group Holdings, LLC	Ownership	100.000	UnitedHealth Group Incorporated	NO	
		00000	37-1776229				Landmark India, LLC	DE	NIA	Landmark Health, LLC	Ownership	100.000	UnitedHealth Group Incorporated	NO	
		00000	85-0997438				Landmark Medical of Arkansas, P.A.	AR	NIA	Physician(s) Owned	Influence	0.000	UnitedHealth Group Incorporated	NO	1
		00000	47-4553619				Landmark Medical of California, PC	CA	NIA	Physician(s) Owned	Influence	0.000	UnitedHealth Group Incorporated	NO	1
		00000	83-2295301				Landmark Medical of Connecticut, PC	CT	NIA	Physician(s) Owned	Influence	0.000	UnitedHealth Group Incorporated	NO	1
		00000	85-0838149				Landmark Medical of Florida, P.A.	FL	NIA	Physician(s) Owned	Influence	0.000	UnitedHealth Group Incorporated	NO	1
		00000	92-0496439				Landmark Medical of Idaho, PC	ID	NIA	Physician(s) Owned	Influence	0.000	UnitedHealth Group Incorporated	NO	1
		00000	82-4633545				Landmark Medical of Kansas, P.A.	KS	NIA	Physician(s) Owned	Influence	0.000	UnitedHealth Group Incorporated	NO	1
		00000	82-4881602				Landmark Medical of Kentucky, PSC	KY	NIA	Physician(s) Owned	Influence	0.000	UnitedHealth Group Incorporated	NO	1
		00000					Landmark Medical of Louisiana, a Professional Corporation	LA	NIA	Physician(s) Owned	Influence	0.000	UnitedHealth Group Incorporated	NO	1
		00000	81-5364097				Landmark Medical of Massachusetts, PLLC	MA	NIA	Physician(s) Owned	Influence	0.000	UnitedHealth Group Incorporated	NO	1
		00000	86-3599871				Landmark Medical of Michigan, P.C.	MI	NIA	Physician(s) Owned	Influence	0.000	UnitedHealth Group Incorporated	NO	1
		00000	82-5084178				Landmark Medical of Mississippi, P.C.	MS	NIA	Physician(s) Owned	Influence	0.000	UnitedHealth Group Incorporated	NO	1
		00000	82-4857713				Landmark Medical of Missouri, P.C.	MO	NIA	Physician(s) Owned	Influence	0.000	UnitedHealth Group Incorporated	NO	1
		00000	85-1174070				Landmark Medical of New Hampshire, P.C.	NH	NIA	Physician(s) Owned	Influence	0.000	UnitedHealth Group Incorporated	NO	1

ANNUAL STATEMENT FOR THE YEAR 2022 OF THE UnitedHealthcare Plan of the River Valley, Inc.

SCHEDULE Y
PART 1A - DETAIL OF INSURANCE HOLDING COMPANY SYSTEM

1	2	3	4	5	6	7	8	9	10	11	12	13	14	15	16
Group Code	Group Name	NAIC Company Code	ID Number	Federal RSSD	CIK	Name of Securities Exchange if Publicly Traded (U.S. or International)	Names of Parent, Subsidiaries Or Affiliates	Domi-ciliary Location	Relation-ship to Reporting Entity	Directly Controlled by (Name of Entity/Person)	Type of Control (Ownership, Board, Management, Attorney-in-Fact, Influence, Other)	If Control is Ownership Provide Percentage	Ultimate Controlling Entity(ies)/Person(s)	Is an SCA Filing Re-quired? (Yes/No)	*
		00000	82-4256752				Landmark Medical of North Carolina, P.C. Landmark Medical of Ohio, Professional CorporationNC..... ..OH.....NIA.....NIA.....	Physician(s) Owned Physician(s) Owned	Influence..... Influence.....	0.000 0.000	UnitedHealth Group IncorporatedNO.....	1
		00000	82-4864947				Landmark Medical of Oregon, PCOR.....NIA.....	Physician(s) Owned	Influence.....	0.000	UnitedHealth Group IncorporatedNO.....	1
		00000	81-1605378				Landmark Medical of Pennsylvania, PCPA.....NIA.....	Physician(s) Owned	Influence.....	0.000	UnitedHealth Group IncorporatedNO.....	1
		00000	84-2830065				Landmark Medical of Rhode Island, PCRI.....NIA.....	Physician(s) Owned	Influence.....	0.000	UnitedHealth Group IncorporatedNO.....	1
		00000	30-1288593				Landmark Medical of Tennessee, PCTN.....NIA.....	Physician(s) Owned	Influence.....	0.000	UnitedHealth Group IncorporatedNO.....	1
		00000	83-2296389				Landmark Medical of Texas, PATX.....NIA.....	Physician(s) Owned	Influence.....	0.000	UnitedHealth Group IncorporatedNO.....	1
		00000	84-2660339				Landmark Medical of Utah, PCUT.....NIA.....	Physician(s) Owned	Influence.....	0.000	UnitedHealth Group IncorporatedNO.....	1
		00000	85-0839774				Landmark Medical of Virginia, P.C.VA.....NIA.....	Physician(s) Owned	Influence.....	0.000	UnitedHealth Group IncorporatedNO.....	1
		00000	47-3028655				Landmark Medical of Washington, PCWA.....NIA.....	Physician(s) Owned	Influence.....	0.000	UnitedHealth Group IncorporatedNO.....	1
		00000	47-1588943				Landmark Medical, P.C.NY.....NIA.....	Physician(s) Owned	Influence.....	0.000	UnitedHealth Group IncorporatedNO.....	1
		00000	32-0446592				Landmark MSO, LLCDE.....NIA.....	Landmark Health, LLC	Ownership.....	100.000	UnitedHealth Group IncorporatedNO.....	1
		00000	85-3189716				Landmark Primary Care, LLCDE.....NIA.....	Landmark Health, LLC	Ownership.....	100.000	UnitedHealth Group IncorporatedNO.....	1
		00000	81-3732334				Laser Acquisition Holdings III, LLCDE.....NIA.....	OptumHealth Holdings, LLC	Ownership.....	100.000	UnitedHealth Group IncorporatedNO.....	1
		00000	81-3741657				LDI Holding Company, LLCDE.....NIA.....	Diplomat Pharmacy, Inc.	Ownership.....	100.000	UnitedHealth Group IncorporatedNO.....	1
		00000	32-0543788				Leehar Distributors, LLCDE.....NIA.....	LDI Holding Company, LLC	Ownership.....	100.000	UnitedHealth Group IncorporatedNO.....	1
		00000	82-3161933				Level2 Health Holdings, Inc.DE.....NIA.....	UnitedHealth Group Ventures, LLC	Ownership.....	100.000	UnitedHealth Group IncorporatedNO.....	1
		00000	82-3130872				Level2 Health IPA, LLCDE.....NIA.....	Level2 Health Holdings, Inc.	Ownership.....	100.000	UnitedHealth Group IncorporatedNO.....	1
		00000	84-5003916				Level2 Health Management, LLCDE.....NIA.....	Level2 Health Holdings, Inc.	Ownership.....	100.000	UnitedHealth Group IncorporatedNO.....	1
		00000	87-2684015				Level2 Medical Services, P.A. New JerseyNJ.....NIA.....	Physician(s) Owned	Influence.....	0.000	UnitedHealth Group IncorporatedNO.....	1
		00000	87-2600511				Level2 Medical Services, P.C. AlaskaAK.....NIA.....	Physician(s) Owned	Influence.....	0.000	UnitedHealth Group IncorporatedNO.....	1
		00000	92-1153396				Level2 Medical Services, P.C. CaliforniaCA.....NIA.....	Physician(s) Owned	Influence.....	0.000	UnitedHealth Group IncorporatedNO.....	1
		00000	87-0989804				Level2 Medical Services, P.C. UtahUT.....NIA.....	Physician(s) Owned	Influence.....	0.000	UnitedHealth Group IncorporatedNO.....	1
		00000	61-1028180				Lexington Surgery Center, Ltd.KY.....NIA.....	Surgery Center of Lexington, LLC	Ownership.....	75.500	UnitedHealth Group IncorporatedNO.....	2
		00000	36-3468942				LGH-A/Golf ASTC, L.L.C.IL.....NIA.....	Advocate-SCA Partners, LLC	Ownership.....	49.000	UnitedHealth Group IncorporatedNO.....	2
		00000	20-0468524				Life Strategies Counseling, Inc.AR.....NIA.....	Physician(s) Owned	Influence.....	0.000	UnitedHealth Group IncorporatedNO.....	1
		00000	32-0409538				Lifeprint Accountable Care Organization, LLCDE.....NIA.....	Collaborative Care Holdings, LLC	Ownership.....	100.000	UnitedHealth Group IncorporatedNO.....	1
		00000	26-3292877				LifeSolutions Counseling Associates, P.C.IN.....NIA.....	Physician(s) Owned	Influence.....	0.000	UnitedHealth Group IncorporatedNO.....	1
		00000	58-2305878				Lifellwell, Ltd. Co.GA.....NIA.....	HealthSCOPE Benefits, Inc.	Ownership.....	100.000	UnitedHealth Group IncorporatedNO.....	1
		00000	51-0277181				Lightning Merger Sub Inc.DE.....NIA.....	UnitedHealth Group Incorporated	Ownership.....	100.000	UnitedHealth Group IncorporatedNO.....	1
		00000	88-0586923				Limestone Medical Center, LLCDE.....NIA.....	Virtua-SCA Holdings II, LLC	Ownership.....	60.000	UnitedHealth Group IncorporatedNO.....	2
		00000	82-2435405				Lindenhurst Holding, LLCDE.....NIA.....	SC Affiliates, LLC	Ownership.....	100.000	UnitedHealth Group IncorporatedNO.....	1
		00000	98-1337963				Logan Surgical Suites, LLCUT.....NIA.....	SCA Northern Utah Holdings, LLC	Ownership.....	51.000	UnitedHealth Group IncorporatedNO.....	1
		00000	98-1337963				Lotten-Eyes Oftalmologia Clinica e Cirurgica Ltda.BRA.....NIA.....	Esho - Empresa de Serviços Hospitalares S.A.	Ownership.....	0.000	UnitedHealth Group IncorporatedNO.....	1
		00000	98-1337963				Lotten-Eyes Oftalmologia Clinica e Cirurgica Ltda.BRA.....NIA.....	Hospital Alvorada Taguatinga Ltda.	Ownership.....	100.000	UnitedHealth Group IncorporatedNO.....	1
		00000	62-1179566				Louisville S.C., Ltd.KY.....NIA.....	Surgery Center of Louisville, LLC	Ownership.....	60.200	UnitedHealth Group IncorporatedNO.....	1
		00000	62-1179538				Louisville-SC Properties, Inc.KY.....NIA.....	SC Affiliates, LLC	Ownership.....	100.000	UnitedHealth Group IncorporatedNO.....	1
		00000	36-4119519				Loyola Ambulatory Surgery Center at Oakbrook, Inc.IL.....NIA.....	ASC Network, LLC	Ownership.....	100.000	UnitedHealth Group IncorporatedNO.....	1
		00000	36-4119522				Loyola Ambulatory Surgery Center at Oakbrook, L.P.IL.....NIA.....	Loyola Ambulatory Surgery Center at Oakbrook, Inc.	Ownership.....	41.000	UnitedHealth Group IncorporatedNO.....	2
		00000	02-0749532				Lutheran Campus ASC, LLCCO.....NIA.....	SCLHS-SCA Holdings, LLC	Ownership.....	69.731	UnitedHealth Group IncorporatedNO.....	1
		00000	20-2547795				Main Line Spine Surgery Center, LLCPA.....NIA.....	Virtua-SCA Holdings II, LLC	Ownership.....	55.000	UnitedHealth Group IncorporatedNO.....	2
.0707	UnitedHealth Group Incorporated	60321	52-1803283				MAISI Life and Health Insurance CompanyMD.....IA.....	United HealthCare Services, Inc.	Ownership.....	100.000	UnitedHealth Group IncorporatedNO.....	1
.0707	UnitedHealth Group Incorporated	52014	65-0303864				Managed Care of North America, Inc.FL.....IA.....	MCNA Health Care Holdings, LLC	Ownership.....	100.000	UnitedHealth Group IncorporatedNO.....	1

ANNUAL STATEMENT FOR THE YEAR 2022 OF THE UnitedHealthcare Plan of the River Valley, Inc.

SCHEDULE Y
PART 1A - DETAIL OF INSURANCE HOLDING COMPANY SYSTEM

1	2	3	4	5	6	7	8	9	10	11	12	13	14	15	16
Group Code	Group Name	NAIC Company Code	ID Number	Federal RSSD	CIK	Name of Securities Exchange if Publicly Traded (U.S. or International)	Names of Parent, Subsidiaries Or Affiliates	Domiciliary Location	Relationship to Reporting Entity	Directly Controlled by (Name of Entity/Person)	Type of Control (Ownership, Board, Management, Attorney-in-Fact, Influence, Other)	If Control is Ownership Provide Percentage	Ultimate Controlling Entity(ies)/Person(s)	Is an SCA Filing Required? (Yes/No)	*
		00000	14-1782475				Managed Physical Network, Inc.	..NY.....	..NIA.....	OptumHealth Care Solutions, LLC	Ownership.....	100.000	UnitedHealth Group Incorporated	..NO.....	
		00000	86-1354607				Mansfield Endoscopic Center, LLC	..TX.....	..NIA.....	Surgical Care Affiliates, LLC	Influence.....	0.000	UnitedHealth Group Incorporated	..NO.....	
		00000	20-2880404				March Holdings, Inc.	..CA.....	..NIA.....	Specialty Benefits, LLC	Ownership.....	100.000	UnitedHealth Group Incorporated	..NO.....	
		00000	95-4874334				March Vision Care Group, Incorporated	..CA.....	..NIA.....	California Spring Holdings, PC	Ownership.....	100.000	UnitedHealth Group Incorporated	..NO.....	1
		00000	27-3115058				March Vision Care IPA, Inc.	..NY.....	..NIA.....	March Vision Care Group, Incorporated	Ownership.....	100.000	UnitedHealth Group Incorporated	..NO.....	1
		00000	45-4227915				March Vision Care of Texas, Inc.	..TX.....	..NIA.....	March Vision Care Group, Incorporated	Ownership.....	100.000	UnitedHealth Group Incorporated	..NO.....	1
		00000	20-3042852				March Vision Care, Inc.	..CA.....	..NIA.....	March Holdings, Inc.	Ownership.....	100.000	UnitedHealth Group Incorporated	..NO.....	
		00000	75-2160466				Marietta Outpatient Surgery, Ltd. (L.P.)	..GA.....	..NIA.....	Marietta Surgical Center, Inc.	Ownership.....	66.575	UnitedHealth Group Incorporated	..NO.....	
		00000	58-1539547				Marietta Surgical Center, Inc.	..GA.....	..NIA.....	SC Affiliates, LLC	Ownership.....	100.000	UnitedHealth Group Incorporated	..NO.....	
		00000	94-3377073				Marin Health Ventures, LLC	..CA.....	..NIA.....	Marin Specialty Surgery Center, LLC	Ownership.....	100.000	UnitedHealth Group Incorporated	..NO.....	
		00000	26-2637247				Marin Specialty Surgery Center, LLC	..CA.....	..NIA.....	MGH/SCA, LLC	Ownership.....	51.000	UnitedHealth Group Incorporated	..NO.....	
		00000	26-2601943				Marin Surgery Holdings, Inc.	..DE.....	..NIA.....	SC Affiliates, LLC	Ownership.....	100.000	UnitedHealth Group Incorporated	..NO.....	
		00000	85-2924503				Marlin Holding Company LLC	..DE.....	..NIA.....	Specialty Benefits, LLC	Ownership.....	100.000	UnitedHealth Group Incorporated	..NO.....	
		00000	52-1456812				Maryland Ambulatory Centers, LLC	..MD.....	..NIA.....	Maryland-SCA Centers, LLC	Ownership.....	44.118	UnitedHealth Group Incorporated	..NO.....	
		00000	52-1456812				Maryland Ambulatory Centers, LLC	..MD.....	..NIA.....	Surgery Center of Ellicott City, Inc.	Ownership.....	50.000	UnitedHealth Group Incorporated	..NO.....	
		00000	52-1401791				Maryland-SCA Centers, LLC	..DE.....	..NIA.....	SC Affiliates, LLC	Ownership.....	100.000	UnitedHealth Group Incorporated	..NO.....	
		00000					Massachusetts Assurance Company, Ltd. PIC	..CYM.....	..NIA.....	Collaborative Care Holdings, LLC	Ownership.....	0.008	UnitedHealth Group Incorporated	..NO.....	
		00000					Massachusetts Assurance Company, Ltd. PIC	..CYM.....	..NIA.....	H&W Indemnity (SPC), Ltd.	Ownership.....	99.992	UnitedHealth Group Incorporated	..NO.....	
		00000	20-0815305				Massachusetts Avenue Surgery Center, LLC	..MD.....	..NIA.....	SC Affiliates, LLC	Ownership.....	1.540	UnitedHealth Group Incorporated	..NO.....	
		00000	20-0815305				Massachusetts Avenue Surgery Center, LLC	..MD.....	..NIA.....	SCA-Bethesda, LLC	Ownership.....	60.441	UnitedHealth Group Incorporated	..NO.....	
		00000	43-1967820				MAT-RX DEVELOPMENT, L.L.C.	..TX.....	..NIA.....	WellMed Networks, Inc.	Ownership.....	100.000	UnitedHealth Group Incorporated	..NO.....	1
		00000	35-2262695				Mat-Rx Fort Worth GP, L.L.C.	..TX.....	..NIA.....	MAT-RX DEVELOPMENT, L.L.C.	Ownership.....	100.000	UnitedHealth Group Incorporated	..NO.....	1
		00000	62-1600267				McKenzie Surgery Center, L.P.	..TN.....	..NIA.....	SCA-Eugene, LLC	Ownership.....	31.000	UnitedHealth Group Incorporated	..NO.....	2
		00000	45-2542951				MCNA Health Care Holdings, LLC	..FL.....	..NIA.....	Marlin Holding Company LLC	Ownership.....	100.000	UnitedHealth Group Incorporated	..NO.....	
.0707	UnitedHealth Group Incorporated	14063	25-2459969				MCNA Insurance Company	..TX.....	..IA.....	MCNA Health Care Holdings, LLC	Ownership.....	100.000	UnitedHealth Group Incorporated	..NO.....	
		00000	45-3641822				MCNA Systems Corp.	..FL.....	..NIA.....	MCNA Health Care Holdings, LLC	Ownership.....	100.000	UnitedHealth Group Incorporated	..NO.....	
		00000	42-1741594				MD Ops, Inc.	..CA.....	..NIA.....	California, Inc.	Ownership.....	100.000	UnitedHealth Group Incorporated	..NO.....	
.0707	UnitedHealth Group Incorporated	96310	52-1169135				MD-Individual Practice Association, Inc.	..MD.....	..IA.....	United HealthCare Services, Inc.	Ownership.....	100.000	UnitedHealth Group Incorporated	..NO.....	
		00000	83-1183650				ME AHS UC LLC	..DE.....	..NIA.....	Riverside Medical Management, LLC	Ownership.....	70.000	UnitedHealth Group Incorporated	..NO.....	
		00000	81-0936574				ME Urgent Care Nebraska, Inc.	..NE.....	..NIA.....	Physician(s) Owned	Influence.....	0.000	UnitedHealth Group Incorporated	..NO.....	1
		00000	31-1513127				MED3000 Health Solutions of the Virginias, L.L.C.	..VA.....	..NIA.....	Change Healthcare Practice Management Solutions Investments, Inc.	Ownership.....	51.000	UnitedHealth Group Incorporated	..NO.....	
		00000	52-2039280				MED3000 Health Solutions Southeast	..FL.....	..NIA.....	Change Healthcare Practice Management Solutions Investments, Inc.	Ownership.....	50.000	UnitedHealth Group Incorporated	..NO.....	
		00000	52-2039280				MED3000 Health Solutions Southeast	..FL.....	..NIA.....	Solutions, Inc.	Ownership.....	50.000	UnitedHealth Group Incorporated	..NO.....	
		00000	20-3824377				MedExpress Development, LLC	..FL.....	..NIA.....	Urgent Care MSO, LLC	Ownership.....	100.000	UnitedHealth Group Incorporated	..NO.....	
		00000	81-1265129				MedExpress Employed Services, Inc.	..DE.....	..NIA.....	Physician(s) Owned	Influence.....	0.000	UnitedHealth Group Incorporated	..NO.....	1
		00000	81-4550969				MedExpress Primary Care Arizona, P.C.	..AZ.....	..NIA.....	Physician(s) Owned	Influence.....	0.000	UnitedHealth Group Incorporated	..NO.....	1
		00000	84-4234388				MedExpress Primary Care Arkansas, P.A.	..AR.....	..NIA.....	Physician(s) Owned	Influence.....	0.000	UnitedHealth Group Incorporated	..NO.....	1
		00000	81-4605885				MedExpress Primary Care Kansas, P.A.	..KS.....	..NIA.....	Physician(s) Owned	Influence.....	0.000	UnitedHealth Group Incorporated	..NO.....	1
		00000	82-3384324				MedExpress Primary Care Maryland, P.C.	..MD.....	..NIA.....	Physician(s) Owned	Influence.....	0.000	UnitedHealth Group Incorporated	..NO.....	1
		00000	82-1096099				MedExpress Primary Care Massachusetts, P.C.	..MA.....	..NIA.....	Physician(s) Owned	Influence.....	0.000	UnitedHealth Group Incorporated	..NO.....	1
		00000	81-4396738				MedExpress Primary Care Minnesota P.C.	..MN.....	..NIA.....	Physician(s) Owned	Influence.....	0.000	UnitedHealth Group Incorporated	..NO.....	1
		00000	83-1077265				MedExpress Primary Care Oklahoma, P.C.	..OK.....	..NIA.....	Physician(s) Owned	Influence.....	0.000	UnitedHealth Group Incorporated	..NO.....	1
		00000	83-1077265				MedExpress Primary Care South Carolina, P.C.	..SC.....	..NIA.....	Physician(s) Owned	Influence.....	0.000	UnitedHealth Group Incorporated	..NO.....	1
		00000	84-2500750				MedExpress Primary Care Texas, P.A.	..TX.....	..NIA.....	Physician(s) Owned	Influence.....	0.000	UnitedHealth Group Incorporated	..NO.....	1
		00000	82-3395792				MedExpress Primary Care Virginia, P.C.	..VA.....	..NIA.....	Physician(s) Owned	Influence.....	0.000	UnitedHealth Group Incorporated	..NO.....	1

ANNUAL STATEMENT FOR THE YEAR 2022 OF THE UnitedHealthcare Plan of the River Valley, Inc.

SCHEDULE Y
PART 1A - DETAIL OF INSURANCE HOLDING COMPANY SYSTEM

1	2	3	4	5	6	7	8	9	10	11	12	13	14	15	16
Group Code	Group Name	NAIC Company Code	ID Number	Federal RSSD	CIK	Name of Securities Exchange if Publicly Traded (U.S. or International)	Names of Parent, Subsidiaries Or Affiliates	Domiciliary Location	Relationship to Reporting Entity	Directly Controlled by (Name of Entity/Person)	Type of Control (Ownership, Board, Management, Attorney-in-Fact, Influence, Other)	If Control is Ownership Provide Percentage	Ultimate Controlling Entity(ies)/Person(s)	Is an SCA Filing Required? (Yes/No)	*
		00000	82-4401181				MedExpress Primary Care West Virginia, Inc.	.. WV.....	.. NIA.....	Physician(s) Owned	Influence.....	0.000	UnitedHealth Group Incorporated	.. NO.....	1
		00000	81-4563448				MedExpress Primary Care Wisconsin, S.C.	.. WI.....	.. NIA.....	Physician(s) Owned	Influence.....	0.000	UnitedHealth Group Incorporated	.. NO.....	1
		00000	83-2089623				MedExpress Urgent Care - Northern New Jersey PC	.. NJ.....	.. NIA.....	Physician(s) Owned	Influence.....	0.000	UnitedHealth Group Incorporated	.. NO.....	1
		00000	45-5388778				MedExpress Urgent Care - New Jersey, P.C.	.. NJ.....	.. NIA.....	Physician(s) Owned	Influence.....	0.000	UnitedHealth Group Incorporated	.. NO.....	1
		00000	32-0533926				MedExpress Urgent Care Alabama, LLC	.. AL.....	.. NIA.....	Urgent Care Holdings, LLC	Ownership.....	100.000	UnitedHealth Group Incorporated	.. NO.....	1
		00000	81-4030280				MedExpress Urgent Care Arizona, P.C.	.. AZ.....	.. NIA.....	Physician(s) Owned	Influence.....	0.000	UnitedHealth Group Incorporated	.. NO.....	1
		00000	46-4348120				MedExpress Urgent Care Arkansas, P.A.	.. AR.....	.. NIA.....	Physician(s) Owned	Influence.....	0.000	UnitedHealth Group Incorporated	.. NO.....	1
		00000	82-0930142				MedExpress Urgent Care California, P.C.	.. CA.....	.. NIA.....	Physician(s) Owned	Influence.....	0.000	UnitedHealth Group Incorporated	.. NO.....	1
		00000	81-1956812				MedExpress Urgent Care Connecticut, P.C.	.. CT.....	.. NIA.....	Physician(s) Owned	Influence.....	0.000	UnitedHealth Group Incorporated	.. NO.....	1
		00000	82-1135336				MedExpress Urgent Care Idaho, P.C.	.. ID.....	.. NIA.....	Physician(s) Owned	Influence.....	0.000	UnitedHealth Group Incorporated	.. NO.....	1
		00000	47-4308614				MedExpress Urgent Care Illinois, P.C.	.. IL.....	.. NIA.....	Physician(s) Owned	Influence.....	0.000	UnitedHealth Group Incorporated	.. NO.....	1
		00000	81-5353472				MedExpress Urgent Care Iowa, P.C.	.. IA.....	.. NIA.....	Physician(s) Owned	Influence.....	0.000	UnitedHealth Group Incorporated	.. NO.....	1
		00000	47-1919283				MedExpress Urgent Care Kansas, P.A.	.. KS.....	.. NIA.....	Physician(s) Owned	Influence.....	0.000	UnitedHealth Group Incorporated	.. NO.....	1
		00000	82-1719888				MedExpress Urgent Care Maine, Inc.	.. ME.....	.. NIA.....	Urgent Care Holdings, LLC	Ownership.....	100.000	UnitedHealth Group Incorporated	.. NO.....	1
		00000	81-1125396				MedExpress Urgent Care Minnesota P.C.	.. MN.....	.. NIA.....	Physician(s) Owned	Influence.....	0.000	UnitedHealth Group Incorporated	.. NO.....	1
		00000	47-3132625				MedExpress Urgent Care Missouri P.C.	.. MO.....	.. NIA.....	Physician(s) Owned	Influence.....	0.000	UnitedHealth Group Incorporated	.. NO.....	1
		00000	82-0631738				MedExpress Urgent Care New Hampshire, Inc.	.. NH.....	.. NIA.....	Urgent Care Holdings, LLC	Ownership.....	100.000	UnitedHealth Group Incorporated	.. NO.....	1
		00000	81-5138747				MedExpress Urgent Care North Carolina, P.C.	.. NC.....	.. NIA.....	Physician(s) Owned	Influence.....	0.000	UnitedHealth Group Incorporated	.. NO.....	1
		00000	20-2545363				MedExpress Urgent Care of Boynton Beach, LLC	.. FL.....	.. NIA.....	MedExpress Development, LLC	Ownership.....	100.000	UnitedHealth Group Incorporated	.. NO.....	1
		00000	82-1919436				MedExpress Urgent Care Oregon, P.C.	.. OR.....	.. NIA.....	Physician(s) Owned	Influence.....	0.000	UnitedHealth Group Incorporated	.. NO.....	1
		00000	81-5362765				MedExpress Urgent Care Rhode Island, P.C.	.. RI.....	.. NIA.....	Physician(s) Owned	Influence.....	0.000	UnitedHealth Group Incorporated	.. NO.....	1
		00000	81-5380706				MedExpress Urgent Care South Carolina, P.C.	.. SC.....	.. NIA.....	Physician(s) Owned	Influence.....	0.000	UnitedHealth Group Incorporated	.. NO.....	1
		00000	47-5147441				MedExpress Urgent Care Texas, P.A.	.. TX.....	.. NIA.....	Physician(s) Owned	Influence.....	0.000	UnitedHealth Group Incorporated	.. NO.....	1
		00000	82-2443118				MedExpress Urgent Care Washington, P.C.	.. WA.....	.. NIA.....	Physician(s) Owned	Influence.....	0.000	UnitedHealth Group Incorporated	.. NO.....	1
		00000	81-4281678				MedExpress Urgent Care Wisconsin, S.C.	.. WI.....	.. NIA.....	Physician(s) Owned	Influence.....	0.000	UnitedHealth Group Incorporated	.. NO.....	1
		00000	85-1474287				MedExpress Urgent Care, Inc. - Ohio	.. OH.....	.. NIA.....	Urgent Care Holdings, LLC	Ownership.....	100.000	UnitedHealth Group Incorporated	.. NO.....	1
		00000	26-4546400				MedExpress Urgent Care, Inc. - West Virginia	.. WV.....	.. NIA.....	Physician(s) Owned	Influence.....	0.000	UnitedHealth Group Incorporated	.. NO.....	1
		00000	47-1804667				MedExpress Urgent Care, P.C. - Georgia	.. GA.....	.. NIA.....	Physician(s) Owned	Influence.....	0.000	UnitedHealth Group Incorporated	.. NO.....	1
		00000	90-0929572				MedExpress Urgent Care, P.C. - Indiana	.. IN.....	.. NIA.....	Physician(s) Owned	Influence.....	0.000	UnitedHealth Group Incorporated	.. NO.....	1
		00000	45-3461101				MedExpress Urgent Care, P.C. - Maryland	.. MD.....	.. NIA.....	Physician(s) Owned	Influence.....	0.000	UnitedHealth Group Incorporated	.. NO.....	1
		00000	47-1857908				MedExpress Urgent Care, P.C. - Massachusetts	.. MA.....	.. NIA.....	Physician(s) Owned	Influence.....	0.000	UnitedHealth Group Incorporated	.. NO.....	1
		00000	46-4793937				MedExpress Urgent Care, P.C. - Michigan	.. MI.....	.. NIA.....	Physician(s) Owned	Influence.....	0.000	UnitedHealth Group Incorporated	.. NO.....	1
		00000	47-1824365				MedExpress Urgent Care, P.C. - Oklahoma	.. OK.....	.. NIA.....	Physician(s) Owned	Influence.....	0.000	UnitedHealth Group Incorporated	.. NO.....	1
		00000	26-3750502				MedExpress Urgent Care, P.C. - Pennsylvania	.. PA.....	.. NIA.....	Physician(s) Owned	Influence.....	0.000	UnitedHealth Group Incorporated	.. NO.....	1
		00000	45-4973138				MedExpress Urgent Care, P.C. - Tennessee	.. TN.....	.. NIA.....	Physician(s) Owned	Influence.....	0.000	UnitedHealth Group Incorporated	.. NO.....	1
		00000	45-3123110				MedExpress Urgent Care, P.C. - Virginia	.. VA.....	.. NIA.....	Physician(s) Owned	Influence.....	0.000	UnitedHealth Group Incorporated	.. NO.....	1
		00000	83-1565124				MedExpress Urgent Care, P.S.C. - Kentucky	.. KY.....	.. NIA.....	Physician(s) Owned	Influence.....	0.000	UnitedHealth Group Incorporated	.. NO.....	1
		00000	45-5436856				MedExpress, Inc. - Delaware	.. DE.....	.. NIA.....	Physician(s) Owned	Influence.....	0.000	UnitedHealth Group Incorporated	.. NO.....	1
		00000	75-2566987				Medical Clinic of North Texas PLLC	.. TX.....	.. NIA.....	USMD Affiliated Services	Ownership.....	100.000	UnitedHealth Group Incorporated	.. NO.....	1
		00000					Medical Hilfe S.A.	.. CHL.....	.. NIA.....	Saden S.A.	Ownership.....	0.000	UnitedHealth Group Incorporated	.. NO.....	1
		00000					Medical Hilfe S.A.	.. CHL.....	.. NIA.....	Home Medical S.A.	Ownership.....	100.000	UnitedHealth Group Incorporated	.. NO.....	1
		00000	95-4708497				Medical Support Los Angeles, Inc.	.. CA.....	.. NIA.....	MSLA Management LLC	Ownership.....	100.000	UnitedHealth Group Incorporated	.. NO.....	1
		00000	26-0636717				Medical Surgical Centers of America, Inc.	.. DE.....	.. NIA.....	ASC Network, LLC	Ownership.....	100.000	UnitedHealth Group Incorporated	.. NO.....	1
		00000	75-2515691				MedSynergies, LLC	.. DE.....	.. NIA.....	Mustang Razorback Holdings, Inc.	Ownership.....	100.000	UnitedHealth Group Incorporated	.. NO.....	1
		00000	58-2101921				Melbourne Surgery Center, LLC	.. GA.....	.. NIA.....	Surgical Care Partners of Melbourne, LLC	Ownership.....	100.000	UnitedHealth Group Incorporated	.. NO.....	1

ANNUAL STATEMENT FOR THE YEAR 2022 OF THE UnitedHealthcare Plan of the River Valley, Inc.

SCHEDULE Y
PART 1A - DETAIL OF INSURANCE HOLDING COMPANY SYSTEM

1	2	3	4	5	6	7	8	9	10	11	12	13	14	15	16
Group Code	Group Name	NAIC Company Code	ID Number	Federal RSSD	CIK	Name of Securities Exchange if Publicly Traded (U.S. or International)	Names of Parent, Subsidiaries Or Affiliates	Domi-ciliary Location	Relation-ship to Reporting Entity	Directly Controlled by (Name of Entity/Person)	Type of Control (Ownership, Board, Management, Attorney-in-Fact, Influence, Other)	If Control is Ownership Provide Percentage	Ultimate Controlling Entity(ies)/Person(s)	Is an SCA Filing Re-quired? (Yes/No)	*
		00000	82-4964787				Memorial City Holdings, LLC	DE	NIA	SCA-Memorial City, LLC	Ownership	51.000	UnitedHealth Group Incorporated	NO	
		00000	82-3689933				Memorial City Partners, LLC	DE	NIA	Memorial City Holdings, LLC	Ownership	51.000	UnitedHealth Group Incorporated	NO	
		00000	95-4688463				Memorial Healthcare IPA, GP	CA	NIA	MH Physician Three Holdco, a Medical Corporation	Ownership	99.000	UnitedHealth Group Incorporated	NO	1
		00000	37-1782795				Memorial Houston Surgery Center, LLC	TX	NIA	SCA-Memorial, LLC	Ownership	54.227	UnitedHealth Group Incorporated	NO	
		00000	26-1394069				MemorialCare Surgical Center at Orange Coast, LLC	CA	NIA	Beach Surgical Holdings LLC	Ownership	51.987	UnitedHealth Group Incorporated	NO	2
		00000	20-3678259				MemorialCare Surgical Center at Saddleback, LLC	CA	NIA	Beach Surgical Holdings LLC	Ownership	55.337	UnitedHealth Group Incorporated	NO	2
		00000	62-1396317				Mental Health Resources, PLLC	TN	NIA	Physician(s) Owned	Influence	0.000	UnitedHealth Group Incorporated	NO	1
		00000	27-0203906				Mesquite Liberty, LLC	NV	NIA	Sierra Health Services, Inc.	Ownership	80.357	UnitedHealth Group Incorporated	NO	
		00000	38-3861395				MGH/SCA, LLC	CA	NIA	Marin Surgery Holdings, Inc.	Ownership	99.000	UnitedHealth Group Incorporated	NO	
		00000	38-3861395				MGH/SCA, LLC	CA	NIA	SC Affiliates, LLC	Ownership	1.000	UnitedHealth Group Incorporated	NO	
		00000	27-4691544				MH Physician Three Holdco, a Medical Corporation	CA	NIA	Physician(s) Owned	Influence	0.000	UnitedHealth Group Incorporated	NO	1
		00000	27-2252446				MHC Real Estate Holdings, LLC	CA	NIA	Monarch Management Services, Inc.	Ownership	100.000	UnitedHealth Group Incorporated	NO	
		00000	80-0507474				MHCH, Inc.	CA	NIA	Monarch HealthCare, A Medical Group, Inc.	Ownership	100.000	UnitedHealth Group Incorporated	NO	1
		00000	27-4691508				MHIPA Physician Two Holdco, a Medical Corporation	CA	NIA	Physician(s) Owned	Influence	0.000	UnitedHealth Group Incorporated	NO	1
		00000	36-4600281				Miami Surgery Center, LLC	DE	NIA	SCA-Doral, LLC	Ownership	50.185	UnitedHealth Group Incorporated	NO	
0707	UnitedHealth Group Incorporated	66087	62-0724538				Mid-West National Life Insurance Company of Tennessee	TX	IA	HealthMarkets, LLC	Ownership	100.000	UnitedHealth Group Incorporated	NO	
		00000	20-3345412				Midlands Orthopaedics Surgery Center, LLC	SC	NIA	SCA-Midlands, LLC	Ownership	39.561	UnitedHealth Group Incorporated	NO	2
		00000	20-8103522				Midwest Center for Day Surgery, LLC	IL	NIA	Advocate-SCA Partners, LLC	Ownership	55.457	UnitedHealth Group Incorporated	NO	
		00000	83-0543458				Mile High SurgiCenter, LLC	CO	NIA	SCA-Denver Physicians Holdings, LLC	Ownership	100.000	UnitedHealth Group Incorporated	NO	
		00000	47-2117693				Mindscapes Counseling, LLC	CT	NIA	Refresh Connecticut LLC	Ownership	100.000	UnitedHealth Group Incorporated	NO	1
		00000	81-2977678				Mobile Medical Services of New Jersey, PC	NJ	NIA	Physician(s) Owned	Influence	0.000	UnitedHealth Group Incorporated	NO	1
		00000	30-0445773				Mobile Medical Services, P.C.	NY	NIA	Physician(s) Owned	Influence	0.000	UnitedHealth Group Incorporated	NO	1
		00000	63-0883553				Mobile-SC, LTD.	AL	NIA	SCA-Mobile, LLC	Ownership	20.000	UnitedHealth Group Incorporated	NO	2
		00000	85-3287029				Moen, M.D., P.C.	CA	NIA	Physician(s) Owned	Influence	0.000	UnitedHealth Group Incorporated	NO	1
		00000	22-3935634				Monarch Health Plan, Inc.	CA	NIA	Monarch HealthCare, A Medical Group, Inc.	Ownership	100.000	UnitedHealth Group Incorporated	NO	1
		00000	33-0587660				Monarch HealthCare, A Medical Group, Inc.	CA	NIA	MH Physician Three Holdco, a Medical Corporation	Ownership	100.000	UnitedHealth Group Incorporated	NO	1
		00000	45-3142852				Monarch Management Services, Inc.	DE	NIA	Collaborative Care Holdings, LLC	Ownership	100.000	UnitedHealth Group Incorporated	NO	
		00000	84-4887072				Monika Roots, M.D., P.C.	CA	NIA	Physician(s) Owned	Influence	0.000	UnitedHealth Group Incorporated	NO	1
		00000	52-1401868				Montgomery Surgery Center Limited Partnership	MD	NIA	Maryland Ambulatory Centers, LLC	Ownership	51.000	UnitedHealth Group Incorporated	NO	
		00000	52-1401868				Montgomery Surgery Center Limited Partnership	MD	NIA	Maryland-SCA Centers, LLC	Ownership	2.000	UnitedHealth Group Incorporated	NO	
		00000	26-3513595				Morris County Surgical Center, LLC	NJ	NIA	SCA-Morris County, LLC	Ownership	53.662	UnitedHealth Group Incorporated	NO	
		00000	81-1633765				MSLA Management LLC	DE	NIA	OptumServe Health Services, Inc.	Ownership	100.000	UnitedHealth Group Incorporated	NO	
		00000	62-1506649				Mt. Pleasant Surgery Center, L.P.	TN	NIA	Endoscopy Center Affiliates, Inc.	Ownership	1.000	UnitedHealth Group Incorporated	NO	
		00000	62-1506649				Mt. Pleasant Surgery Center, L.P.	TN	NIA	SCA-Mt. Pleasant, LLC	Ownership	99.000	UnitedHealth Group Incorporated	NO	
		00000	98-1285432				Multiangio Ltda.	BRA	NIA	Esho - Empresa de Serviços Hospitalares S.A.	Ownership	100.000	UnitedHealth Group Incorporated	NO	
		00000	45-4450466				Murrells Inlet ASC, LLC	SC	NIA	SCA-Murrells Inlet, LLC	Ownership	65.000	UnitedHealth Group Incorporated	NO	
		00000	20-4209261				Muskogee Surgical Investors, LLC	OK	NIA	Surgery Center of Muskogee, LLC	Ownership	100.000	UnitedHealth Group Incorporated	NO	
		00000	47-1935798				Mustang Razorback Holdings, Inc.	DE	NIA	Optum360 Solutions, LLC	Ownership	100.000	UnitedHealth Group Incorporated	NO	
		00000	26-2564744				My Wellness Solutions, LLC	DE	NIA	OptumHealth Care Solutions, LLC	Ownership	100.000	UnitedHealth Group Incorporated	NO	
		00000	20-3236839				NAMM Holdings, Inc.	DE	NIA	Aveta Inc.	Ownership	100.000	UnitedHealth Group Incorporated	NO	

ANNUAL STATEMENT FOR THE YEAR 2022 OF THE UnitedHealthcare Plan of the River Valley, Inc.

SCHEDULE Y
PART 1A - DETAIL OF INSURANCE HOLDING COMPANY SYSTEM

1	2	3	4	5	6	7	8	9	10	11	12	13	14	15	16
Group Code	Group Name	NAIC Company Code	ID Number	Federal RSSD	CIK	Name of Securities Exchange if Publicly Traded (U.S. or International)	Names of Parent, Subsidiaries Or Affiliates	Domi-ciliary Location	Relation-ship to Reporting Entity	Directly Controlled by (Name of Entity/Person)	Type of Control (Ownership, Board, Management, Attorney-in-Fact, Influence, Other)	If Control is Ownership Provide Percentage	Ultimate Controlling Entity(ies)/Person(s)	Is an SCA Filing Re-quired? (Yes/No)	*
		00000	56-2627070				NAMM Medical Group Holdings, Inc.	CA	NIA	Physician(s) Owned	Influence	0.000	UnitedHealth Group Incorporated	NO	1
.0707	UnitedHealth Group Incorporated	00000	45-4473815				National Decision Support Company, LLC	DE	NIA	Change Healthcare Solutions, LLC	Ownership	100.000	UnitedHealth Group Incorporated	NO	
		98205	73-1187572				National Foundation Life Insurance Company	TX	IA	Enterprise Life Insurance Company	Ownership	100.000	UnitedHealth Group Incorporated	NO	
.0707	UnitedHealth Group Incorporated	00000	75-2441699				National Health Information Network, Inc.	TX	NIA	eRx Network, LLC	Ownership	100.000	UnitedHealth Group Incorporated	NO	
		95251	76-0196559				National Pacific Dental, Inc.	TX	IA	Dental Benefit Providers, Inc.	Ownership	100.000	UnitedHealth Group Incorporated	NO	
		00000	36-3549627				National Surgery Centers, LLC	DE	NIA	Surgical Care Affiliates, LLC	Ownership	100.000	UnitedHealth Group Incorporated	NO	
		00000	45-3735192				Navigator Health, Inc.	DE	NIA	naviHealth, LLC	Ownership	100.000	UnitedHealth Group Incorporated	NO	
		00000	84-2283691				Naviguard, Inc.	DE	NIA	United HealthCare Services, Inc.	Ownership	100.000	UnitedHealth Group Incorporated	NO	
		00000	84-3482655				naviHealth Care at Home, LLC	DE	NIA	naviHealth, Inc.	Ownership	100.000	UnitedHealth Group Incorporated	NO	
		00000	84-5020906				naviHealth Coordinated Care, LLC	DE	NIA	naviHealth, Inc.	Ownership	100.000	UnitedHealth Group Incorporated	NO	
		00000	35-2431677				naviHealth Holdings, LLC	DE	NIA	Nomad Buyer, Inc.	Ownership	100.000	UnitedHealth Group Incorporated	NO	
		00000	84-3469040				naviHealth Michigan HBPC, P.C.	MI	NIA	Physician(s) Owned	Influence	0.000	UnitedHealth Group Incorporated	NO	1
		00000	61-1669841				naviHealth SM Holdings, Inc.	DE	NIA	naviHealth Holdings, LLC	Ownership	100.000	UnitedHealth Group Incorporated	NO	
		00000	36-4719151				naviHealth, Inc.	DE	NIA	naviHealth Holdings, LLC	Ownership	100.000	UnitedHealth Group Incorporated	NO	
.0707	UnitedHealth Group Incorporated	00000	47-2693055				NC Center For Resiliency, PLLC	NC	NIA	Physician(s) Owned	Influence	0.000	UnitedHealth Group Incorporated	NO	1
		95123	65-0996107				Neighborhood Health Partnership, Inc.	FL	IA	UnitedHealthcare, Inc.	Ownership	100.000	UnitedHealth Group Incorporated	NO	
.0707	UnitedHealth Group Incorporated	00000	20-4755277				Netwerkes, LLC	TN	NIA	Optum360 Solutions, LLC	Ownership	100.000	UnitedHealth Group Incorporated	NO	
		95758	88-0228572				Nevada Pacific Dental	NV	IA	Dental Benefit Providers, Inc.	Ownership	100.000	UnitedHealth Group Incorporated	NO	
		00000	72-1267232				New Orleans Regional Physician Hospital Organization, L.L.C.	LA	NIA	UnitedHealthcare, Inc.	Ownership	100.000	UnitedHealth Group Incorporated	NO	
		00000	93-1173779				New Perspectives Center for Counseling & Therapy, L.L.C.	OR	NIA	Physician(s) Owned	Influence	0.000	UnitedHealth Group Incorporated	NO	1
		00000	84-1250135				New West Physicians, Inc.	CO	NIA	Newton Holdings, LLC	Ownership	100.000	UnitedHealth Group Incorporated	NO	
		00000	86-3891057				New York Licensed Clinical Social Work, P.C.	NY	NIA	Physician(s) Owned	Influence	0.000	UnitedHealth Group Incorporated	NO	1
		00000	30-1080342				Newton Holdings, LLC	DE	NIA	Collaborative Care Holdings, LLC	Ownership	100.000	UnitedHealth Group Incorporated	NO	
		00000	83-1111251				Nomad Buyer, Inc.	DE	NIA	UnitedHealth Group Incorporated	Ownership	100.000	UnitedHealth Group Incorporated	NO	
		00000	33-0673955				North American Medical Management California, Inc.	TN	NIA	NAMM Holdings, Inc.	Ownership	100.000	UnitedHealth Group Incorporated	NO	
		00000	27-2248103				North Dallas Surgical Center, LLC	DE	NIA	Surgical Care Affiliates, LLC	Influence	0.000	UnitedHealth Group Incorporated	NO	
		00000	91-1276412				North Kitsap Ambulatory Surgery Center, LLC	WA	NIA	SCA Pacific Surgery Holdings, LLC	Ownership	9.990	UnitedHealth Group Incorporated	NO	2
		00000	20-2564137				North Puget Sound Oncology Equipment Leasing Company, LLC	WA	NIA	Everett MSO, Inc.	Ownership	71.250	UnitedHealth Group Incorporated	NO	
		00000	88-0245121				Northern Nevada Health Network, Inc.	NV	NIA	Sierra Health Services, Inc.	Ownership	100.000	UnitedHealth Group Incorporated	NO	
		00000	63-1240726				Northern Rockies Surgery Center, L.P.	TN	NIA	Northern Rockies Surgicenter, Inc.	Ownership	34.000	UnitedHealth Group Incorporated	NO	2
		00000	81-0399251				Northern Rockies Surgicenter, Inc.	MT	NIA	National Surgery Centers, LLC	Ownership	100.000	UnitedHealth Group Incorporated	NO	
		00000	62-1664325				Northlake Surgical Center, L.P.	GA	NIA	Northlake Surgicare, Inc.	Ownership	100.000	UnitedHealth Group Incorporated	NO	
		00000	62-1643337				Northlake Surgicare, Inc.	GA	NIA	SC Affiliates, LLC	Ownership	100.000	UnitedHealth Group Incorporated	NO	
		00000	86-0646417				Northlight Counseling Associates, Inc.	AZ	NIA	Physician(s) Owned	Influence	0.000	UnitedHealth Group Incorporated	NO	1
		00000	91-1699944				Northwest Medical Group Alliance, LLC	WA	NIA	The Polyclinic, PLLC	Ownership	21.480	UnitedHealth Group Incorporated	NO	1
		00000	45-5055997				Northwest Spine and Laser Surgery Center LLC	OR	NIA	Providence & SCA Off-Campus Holdings, LLC	Ownership	51.515	UnitedHealth Group Incorporated	NO	
		00000	37-1007387				Northwest Surgicare, LLC	DE	NIA	Surgery Center Holding, LLC	Ownership	100.000	UnitedHealth Group Incorporated	NO	
		00000	75-2494046				Northwest Surgicare, Ltd., an Illinois Limited Partnership	IL	NIA	Northwest Surgicare, LLC	Ownership	53.683	UnitedHealth Group Incorporated	NO	
		00000	75-2494046				Northwest Surgicare, Ltd., an Illinois Limited Partnership	IL	NIA	Endoscopy Center Affiliates, Inc.	Ownership	1.000	UnitedHealth Group Incorporated	NO	
		00000	61-1855159				NPN IPA Washington, PLLC	WA	NIA	Everett Physicians, Inc. P.S.	Ownership	100.000	UnitedHealth Group Incorporated	NO	1
		00000	56-1963226				NSC Greensboro West, LLC	DE	NIA	National Surgery Centers, LLC	Ownership	49.000	UnitedHealth Group Incorporated	NO	2
		00000	56-1775016				NSC Greensboro, LLC	DE	NIA	National Surgery Centers, LLC	Ownership	100.000	UnitedHealth Group Incorporated	NO	

ANNUAL STATEMENT FOR THE YEAR 2022 OF THE UnitedHealthcare Plan of the River Valley, Inc.

SCHEDULE Y
PART 1A - DETAIL OF INSURANCE HOLDING COMPANY SYSTEM

1	2	3	4	5	6	7	8	9	10	11	12	13	14	15	16
Group Code	Group Name	NAIC Company Code	ID Number	Federal RSSD	CIK	Name of Securities Exchange if Publicly Traded (U.S. or International)	Names of Parent, Subsidiaries Or Affiliates	Domiciliary Location	Relationship to Reporting Entity	Directly Controlled by (Name of Entity/Person)	Type of Control (Ownership, Board, Management, Attorney-in-Fact, Influence, Other)	If Control is Ownership Provide Percentage	Ultimate Controlling Entity(ies)/Person(s)	Is an SCA Filing Required? (Yes/No)	*
		00000	36-4210296				NSC Lancaster, LLC	DE	NIA	National Surgery Centers, LLC	Ownership	100.000	UnitedHealth Group Incorporated	NO	
		00000	91-1553479				NSC Seattle, Inc.	WA	NIA	National Surgery Centers, LLC	Ownership	100.000	UnitedHealth Group Incorporated	NO	
		00000	33-0812824				NSC Upland, LLC	DE	NIA	National Surgery Centers, LLC	Ownership	100.000	UnitedHealth Group Incorporated	NO	
		00000	38-2481929				Oakland Psychological Clinic, P.C.	MI	NIA	Perspectives of Troy, P.C.	Ownership	100.000	UnitedHealth Group Incorporated	NO	1
		00000	83-4364718				OC Cardiology Practice Partners, LLC	DE	NIA	SC Affiliates, LLC	Ownership	100.000	UnitedHealth Group Incorporated	NO	
		00000	84-3189778				OCC MSO, LLC	DE	NIA	OptumCare Specialty Practices, LLC	Ownership	50.000	UnitedHealth Group Incorporated	NO	
		00000	45-2662292				OhioSolutions.org LLC	OH	NIA	Refresh Mental Health, Inc.	Ownership	100.000	UnitedHealth Group Incorporated	NO	
		00000	93-0979031				OHR Physician Group, P.C.	OR	NIA	Physician(s) Owned	Influence	0.000	UnitedHealth Group Incorporated	NO	1
		00000	98-1454609				Omesa SpA	CHL	NIA	Vida Integra S.p.A.	Ownership	99.996	UnitedHealth Group Incorporated	NO	
		00000	98-1454609				Omesa SpA	CHL	NIA	Saden S.A.	Ownership	0.004	UnitedHealth Group Incorporated	NO	
		00000	27-0062838				OmniClaim, LLC	DE	NIA	Equian, LLC	Ownership	100.000	UnitedHealth Group Incorporated	NO	
		00000	98-1456252				Oncocare S.A.C.	PER	NIA	Pacifico S.A. Entidad Prestadora de Salud	Ownership	80.000	UnitedHealth Group Incorporated	NO	
		00000	26-1914835				Ophthalmology Surgery Center of Dallas, LLC	TX	NIA	Surgical Care Affiliates, LLC	Influence	0.000	UnitedHealth Group Incorporated	NO	
0707	UnitedHealth Group Incorporated	96940	52-1518174				Optimum Choice, Inc.	MD	IA	United HealthCare Services, Inc.	Ownership	100.000	UnitedHealth Group Incorporated	NO	
		00000	47-0858534	3202702			Optum Bank, Inc.	UT	NIA	Optum Financial, Inc.	Ownership	100.000	UnitedHealth Group Incorporated	NO	
		00000	36-3437660				Optum Biometrics, Inc.	IL	NIA	OptumHealth Care Solutions, LLC	Ownership	100.000	UnitedHealth Group Incorporated	NO	
		00000	45-4770582				Optum Care Network of Indiana, LLC	IN	NIA	AHN Target Holdings, LLC	Ownership	100.000	UnitedHealth Group Incorporated	NO	
		00000	45-3143218				Optum Care Networks, Inc.	DE	NIA	Collaborative Care Holdings, LLC	Ownership	100.000	UnitedHealth Group Incorporated	NO	
		00000	13-4138665				Optum Care of New York Management, Inc.	NY	NIA	Inspiris, Inc.	Ownership	100.000	UnitedHealth Group Incorporated	NO	
		00000	26-0683057				Optum Care Services Company	TN	NIA	Inspiris, Inc.	Ownership	100.000	UnitedHealth Group Incorporated	NO	
		00000	83-1959511				Optum Care, Inc.	DE	NIA	Collaborative Care Services, Inc.	Ownership	100.000	UnitedHealth Group Incorporated	NO	
		00000	75-2778455				Optum Clinic, P.A.	TX	NIA	Physician(s) Owned	Influence	0.000	UnitedHealth Group Incorporated	NO	1
		00000	88-1704725				Optum Clinics Holding Company, Inc.	DE	NIA	Collaborative Care Holdings, LLC	Ownership	100.000	UnitedHealth Group Incorporated	NO	
		00000	20-3253658				Optum Compounding Services, LLC	AZ	NIA	Optum Pharmacy 801, Inc.	Ownership	100.000	UnitedHealth Group Incorporated	NO	
		00000					Optum Digital Health Holdings, LLC	DE	NIA	Optum Services, Inc.	Ownership	100.000	UnitedHealth Group Incorporated	NO	
		00000	46-1981651				Optum Direct To Consumer, LLC	DE	NIA	RVO Health, LLC	Ownership	100.000	UnitedHealth Group Incorporated	NO	
		00000	47-0858530				Optum Financial, Inc.	DE	NIA	OptumHealth Holdings, LLC	Ownership	100.000	UnitedHealth Group Incorporated	NO	
		00000	47-3146510				Optum Frontier Therapies Commercial Services, Inc.	DE	NIA	Optum Frontier Therapies Holdings, LLC	Ownership	100.000	UnitedHealth Group Incorporated	NO	
		00000	85-2786455				Optum Frontier Therapies Holdings, LLC	DE	NIA	Optum, Inc.	Ownership	100.000	UnitedHealth Group Incorporated	NO	
		00000	45-2532834				Optum Frontier Therapies II, LLC	NV	NIA	Optum Frontier Therapies Holdings, LLC	Ownership	100.000	UnitedHealth Group Incorporated	NO	
		00000	45-2301399				Optum Frontier Therapies, LLC	MI	NIA	Optum Frontier Therapies Holdings, LLC	Ownership	100.000	UnitedHealth Group Incorporated	NO	
		00000	87-1335182				Optum Genomics, Inc.	DE	NIA	United HealthCare Services, Inc.	Ownership	100.000	UnitedHealth Group Incorporated	NO	
		00000	98-1103015				Optum Global Solutions (India) Private Limited	IND	NIA	UnitedHealth International, Inc.	Ownership	0.001	UnitedHealth Group Incorporated	NO	
		00000	98-1103015				Optum Global Solutions (India) Private Limited	IND	NIA	Optum Global Solutions International B.V.	Ownership	99.999	UnitedHealth Group Incorporated	NO	
		00000	98-1097776				Optum Global Solutions (Philippines), Inc.	PHL	NIA	Optum Global Solutions International B.V.	Ownership	99.993	UnitedHealth Group Incorporated	NO	
		00000					Optum Global Solutions Colombia S.A.S.	COL	NIA	Bordeaux UK Holdings II Limited	Ownership	100.000	UnitedHealth Group Incorporated	NO	
		00000	98-1201187				Optum Global Solutions International B.V.	NLD	NIA	OptumHealth International B.V.	Ownership	2.520	UnitedHealth Group Incorporated	NO	
		00000	98-1201187				Optum Global Solutions International B.V.	NLD	NIA	Optum Technology, LLC	Ownership	97.480	UnitedHealth Group Incorporated	NO	
		00000	04-3574101				Optum Government Solutions, Inc.	DE	NIA	OptumInsight, Inc.	Ownership	100.000	UnitedHealth Group Incorporated	NO	
		00000	30-0226127				Optum Growth Partners Holdings, Inc.	DE	NIA	Optum, Inc.	Ownership	100.000	UnitedHealth Group Incorporated	NO	
		00000	84-3719654				Optum Growth Partners, LLC	DE	NIA	Optum Growth Partners Holdings, Inc.	Ownership	100.000	UnitedHealth Group Incorporated	NO	
		00000					Optum Health & Technology (Hong Kong) Limited	HKG	NIA	OptumHealth International B.V.	Ownership	100.000	UnitedHealth Group Incorporated	NO	
		00000	98-1095799				Optum Health & Technology (India) Private Limited	IND	NIA	United Behavioral Health	Ownership	0.001	UnitedHealth Group Incorporated	NO	

ANNUAL STATEMENT FOR THE YEAR 2022 OF THE UnitedHealthcare Plan of the River Valley, Inc.

SCHEDULE Y
PART 1A - DETAIL OF INSURANCE HOLDING COMPANY SYSTEM

1	2	3	4	5	6	7	8	9	10	11	12	13	14	15	16
Group Code	Group Name	NAIC Company Code	ID Number	Federal RSSD	CIK	Name of Securities Exchange if Publicly Traded (U.S. or International)	Names of Parent, Subsidiaries Or Affiliates	Domi-ciliary Location	Relation-ship to Reporting Entity	Directly Controlled by (Name of Entity/Person)	Type of Control (Ownership, Board, Management, Attorney-in-Fact, Influence, Other)	If Control is Ownership Provide Percentage	Ultimate Controlling Entity(ies)/Person(s)	Is an SCA Filing Re-quired? (Yes/No)	*
		00000	98-1095799				Optum Health & Technology (India) Private Limited	.IND.	NIA	OptumHealth International B.V.	Ownership	99.999	UnitedHealth Group Incorporated	NO	
		00000	98-1097886				Optum Health & Technology (Singapore) Pte. Ltd.	.SGP.	NIA	OptumHealth International B.V.	Ownership	100.000	UnitedHealth Group Incorporated	NO	
		00000	20-2149493				Optum Health & Technology (US), LLC	.MO.	NIA	OptumHealth Holdings, LLC	Ownership	100.000	UnitedHealth Group Incorporated	NO	
		00000	43-1747235				Optum Health & Technology Holdings (US), Inc.	.MO.	NIA	Optum, Inc.	Ownership	100.000	UnitedHealth Group Incorporated	NO	
		00000	98-1184561				Optum Health & Technology Serviços do Brasil Ltda.	.BRA.	NIA	OptumInsight, Inc.	Ownership	0.002	UnitedHealth Group Incorporated	NO	
		00000	98-1184561				Optum Health & Technology Serviços do Brasil Ltda.	.BRA.	NIA	Optum Global Solutions International B.V.	Ownership	99.998	UnitedHealth Group Incorporated	NO	
		00000	27-2309024				Optum Health Networks, Inc.	.DE.	NIA	Collaborative Care Holdings, LLC	Ownership	100.000	UnitedHealth Group Incorporated	NO	
		00000	46-2385459				Optum Health Plan of California	.DE.	NIA	OptumCare Holdings, LLC	Ownership	100.000	UnitedHealth Group Incorporated	NO	
		00000	98-1097921				Optum Health Services (Canada) Ltd.	.CAN.	NIA	Optum Health & Technology Holdings (US), Inc.	Ownership	100.000	UnitedHealth Group Incorporated	NO	
		00000	98-1406274				Optum Health Solutions (Australia) Pty Ltd.	.AUS.	NIA	Optum UK Solutions Group Limited	Ownership	100.000	UnitedHealth Group Incorporated	NO	
		00000	98-1147355				Optum Health Solutions (UK) Limited	.GBR.	NIA	Optum UK Solutions Group Limited	Ownership	100.000	UnitedHealth Group Incorporated	NO	
		00000	58-2068880				Optum Healthcare of Illinois, Inc.	.GA.	NIA	Optum Women's and Children's Health, LLC	Ownership	100.000	UnitedHealth Group Incorporated	NO	
		00000	20-0212381				Optum Hospice Pharmacy Services, LLC	.DE.	NIA	OptumRx Health Solutions, LLC	Ownership	100.000	UnitedHealth Group Incorporated	NO	
		00000	11-2997132				Optum Infusion Services 100, Inc.	.NY.	NIA	Optum Infusion Services 500, Inc.	Ownership	100.000	UnitedHealth Group Incorporated	NO	
		00000	11-3485985				Optum Infusion Services 101, Inc.	.NY.	NIA	Optum Infusion Services 100, Inc.	Ownership	100.000	UnitedHealth Group Incorporated	NO	
		00000	27-1533840				Optum Infusion Services 103, LLC	.DE.	NIA	Serquinox Holdings LLC	Ownership	100.000	UnitedHealth Group Incorporated	NO	
		00000	57-0861358				Optum Infusion Services 200, Inc.	.SC.	NIA	Ambient Healthcare, Inc.	Ownership	100.000	UnitedHealth Group Incorporated	NO	
		00000	55-0802777				Optum Infusion Services 201, Inc.	.FL.	NIA	Ambient Healthcare, Inc.	Ownership	100.000	UnitedHealth Group Incorporated	NO	
		00000	20-4881413				Optum Infusion Services 202, Inc.	.FL.	NIA	Ambient Healthcare, Inc.	Ownership	100.000	UnitedHealth Group Incorporated	NO	
		00000	33-1012700				Optum Infusion Services 203, Inc.	.FL.	NIA	Ambient Healthcare, Inc.	Ownership	100.000	UnitedHealth Group Incorporated	NO	
		00000	55-0802774				Optum Infusion Services 204, Inc.	.FL.	NIA	Ambient Healthcare, Inc.	Ownership	100.000	UnitedHealth Group Incorporated	NO	
		00000	26-3738273				Optum Infusion Services 205, Inc.	.FL.	NIA	Ambient Healthcare, Inc.	Ownership	100.000	UnitedHealth Group Incorporated	NO	
		00000	63-1284325				Optum Infusion Services 206, Inc.	.AL.	NIA	Ambient Healthcare, Inc.	Ownership	100.000	UnitedHealth Group Incorporated	NO	
		00000	63-0964525				Optum Infusion Services 207, Inc.	.AL.	NIA	Optum Infusion Services 206, Inc.	Ownership	100.000	UnitedHealth Group Incorporated	NO	
		00000	20-4963945				Optum Infusion Services 208, Inc.	.NC.	NIA	Ambient Healthcare, Inc.	Ownership	100.000	UnitedHealth Group Incorporated	NO	
		00000	55-0802779				Optum Infusion Services 209, Inc.	.GA.	NIA	Ambient Healthcare, Inc.	Ownership	100.000	UnitedHealth Group Incorporated	NO	
		00000	75-2196224				Optum Infusion Services 301, LP	.OK.	NIA	Optum Infusion Services 500, Inc.	Ownership	99.950	UnitedHealth Group Incorporated	NO	
		00000	75-2196224				Optum Infusion Services 301, LP	.OK.	NIA	Optum Infusion Services 305, LLC	Ownership	0.050	UnitedHealth Group Incorporated	NO	
		00000	27-0668812				Optum Infusion Services 302, LLC	.NE.	NIA	Optum Infusion Services 500, Inc.	Ownership	100.000	UnitedHealth Group Incorporated	NO	
		00000	26-2565032				Optum Infusion Services 305, LLC	.DE.	NIA	Optum Infusion Services 500, Inc.	Ownership	100.000	UnitedHealth Group Incorporated	NO	
		00000	20-3741084				Optum Infusion Services 308, LLC	.AZ.	NIA	SCP Specialty Infusion, LLC	Ownership	100.000	UnitedHealth Group Incorporated	NO	
		00000	02-0653265				Optum Infusion Services 401, LLC	.CA.	NIA	SCP Specialty Infusion, LLC	Ownership	100.000	UnitedHealth Group Incorporated	NO	
		00000	26-4312858				Optum Infusion Services 402, LLC	.CA.	NIA	SCP Specialty Infusion, LLC	Ownership	100.000	UnitedHealth Group Incorporated	NO	
		00000	47-0941801				Optum Infusion Services 403, LLC	.CA.	NIA	SCP Specialty Infusion, LLC	Ownership	100.000	UnitedHealth Group Incorporated	NO	
		00000	93-1103256				Optum Infusion Services 404, LLC	.OR.	NIA	SCP Specialty Infusion, LLC	Ownership	100.000	UnitedHealth Group Incorporated	NO	
		00000	27-3918706				Optum Infusion Services 500, Inc.	.DE.	NIA	AxelaCare, LLC	Ownership	100.000	UnitedHealth Group Incorporated	NO	
		00000	84-2822134				Optum Infusion Services 501, Inc.	.DE.	NIA	Optum Infusion Services 500, Inc.	Ownership	100.000	UnitedHealth Group Incorporated	NO	
		00000	01-0808529				Optum Infusion Services 550, LLC	.DE.	NIA	Diplomat Blocker, LLC	Ownership	100.000	UnitedHealth Group Incorporated	NO	
		00000	04-3041221				Optum Infusion Services 551, LLC	.CT.	NIA	Diplomat Pharmacy, Inc.	Ownership	100.000	UnitedHealth Group Incorporated	NO	
		00000	02-0651651				Optum Infusion Services 553, LLC	.NC.	NIA	Diplomat Pharmacy, Inc.	Ownership	100.000	UnitedHealth Group Incorporated	NO	
		00000	46-3275933				Optum Infusion Services 554, Inc.	.NY.	NIA	Diplomat Pharmacy, Inc.	Ownership	100.000	UnitedHealth Group Incorporated	NO	
.0707	UnitedHealth Group Incorporated	69647	31-0628424				Optum Insurance of Ohio, Inc.	.OH.	IA	OptumRx PBM of Maryland, LLC	Ownership	100.000	UnitedHealth Group Incorporated	NO	
		00000	46-1615964				Optum Labs Topaz, Inc.	.DE.	NIA	Optum, Inc.	Ownership	100.000	UnitedHealth Group Incorporated	NO	
		00000					Optum Labs, Inc.	.PHL.	NIA	Optum Labs, LLC	Ownership	99.988	UnitedHealth Group Incorporated	NO	

ANNUAL STATEMENT FOR THE YEAR 2022 OF THE UnitedHealthcare Plan of the River Valley, Inc.

SCHEDULE Y
PART 1A - DETAIL OF INSURANCE HOLDING COMPANY SYSTEM

1	2	3	4	5	6	7	8	9	10	11	12	13	14	15	16
Group Code	Group Name	NAIC Company Code	ID Number	Federal RSSD	CIK	Name of Securities Exchange if Publicly Traded (U.S. or International)	Names of Parent, Subsidiaries Or Affiliates	Domiciliary Location	Relationship to Reporting Entity	Directly Controlled by (Name of Entity/Person)	Type of Control (Ownership, Board, Management, Attorney-in-Fact, Influence, Other)	If Control is Ownership Provide Percentage	Ultimate Controlling Entity(ies)/Person(s)	Is an SCA Filing Required? (Yes/No)	*
		00000	80-0315079				Optum Labs, LLC	DE	NIA	United HealthCare Services, Inc.	Ownership	100.000	UnitedHealth Group Incorporated	NO	
		00000	98-1209730				Optum Life Sciences (Canada) Inc.	CAN	NIA	OptumInsight Life Sciences, Inc.	Ownership	100.000	UnitedHealth Group Incorporated	NO	
		00000	98-1098190				Optum Management Consulting (Shanghai) Co., Ltd.	CHN	NIA	Optum Health & Technology Holdings (US), Inc.	Ownership	100.000	UnitedHealth Group Incorporated	NO	
		00000	22-3624559				Optum Medical Care of New Jersey, P.C.	NJ	NIA	Physician(s) Owned	Influence	0.000	UnitedHealth Group Incorporated	NO	1
		00000	13-3544120				Optum Medical Care, P.C.	NY	NIA	Physician(s) Owned	Influence	0.000	UnitedHealth Group Incorporated	NO	1
		00000	30-0826311				Optum Medical Services of California, P.C.	CA	NIA	Physician(s) Owned	Influence	0.000	UnitedHealth Group Incorporated	NO	1
		00000	45-5424191				Optum Medical Services of Colorado, P.C.	CO	NIA	Physician(s) Owned	Influence	0.000	UnitedHealth Group Incorporated	NO	1
		00000	45-3866363				Optum Medical Services, P.C.	NC	NIA	Physician(s) Owned	Influence	0.000	UnitedHealth Group Incorporated	NO	1
0707	UnitedHealth Group Incorporated	11068	30-0029448				Optum Networks of New Jersey, Inc.	DE	IA	OrthoNet Holdings, Inc.	Ownership	100.000	UnitedHealth Group Incorporated	NO	
		00000	58-1873062				Optum of New York, Inc.	NY	NIA	Optum Women's and Children's Health, LLC	Ownership	100.000	UnitedHealth Group Incorporated	NO	
		00000	98-1097761				Optum Operations (Ireland) Unlimited Company	IRL	NIA	UHC Finance (Ireland) Limited	Ownership	100.000	UnitedHealth Group Incorporated	NO	
		00000	85-3355553				Optum Oregon MSO, LLC	DE	NIA	Collaborative Care Holdings, LLC	Ownership	100.000	UnitedHealth Group Incorporated	NO	
		00000	88-0934943				Optum Peak Endoscopy Center, LLC	DE	NIA	Optum SCA CS JV Holdings, LLC	Ownership	51.000	UnitedHealth Group Incorporated	NO	
		00000	45-3629080				Optum Perks LLC	DE	NIA	RVO Health, LLC	Ownership	100.000	UnitedHealth Group Incorporated	NO	
		00000	87-1235240				Optum Pharma Services Holdings, Inc.	DE	NIA	Optum, Inc.	Ownership	100.000	UnitedHealth Group Incorporated	NO	
		00000	36-4435924				Optum Pharmacy 601, LLC	FL	NIA	Apothecary Holdings, Inc.	Ownership	100.000	UnitedHealth Group Incorporated	NO	
		00000	82-4030553				Optum Pharmacy 700, LLC	DE	NIA	OptumRx Administrative Services, LLC	Ownership	100.000	UnitedHealth Group Incorporated	NO	
		00000	84-2827343				Optum Pharmacy 701, LLC	DE	NIA	OptumRx Administrative Services, LLC	Ownership	100.000	UnitedHealth Group Incorporated	NO	
		00000	46-2731176				Optum Pharmacy 702, LLC	IN	NIA	OptumRx PBM of Illinois, Inc.	Ownership	100.000	UnitedHealth Group Incorporated	NO	
		00000	20-2719823				Optum Pharmacy 704, Inc.	TX	NIA	BriovaRx of Florida, Inc.	Ownership	100.000	UnitedHealth Group Incorporated	NO	
		00000	55-0824381				Optum Pharmacy 705, LLC	AL	NIA	BriovaRx of Maine, Inc.	Ownership	100.000	UnitedHealth Group Incorporated	NO	
		00000	74-3103518				Optum Pharmacy 706, Inc.	NY	NIA	Salveo Specialty Pharmacy, Inc.	Ownership	100.000	UnitedHealth Group Incorporated	NO	
		00000	20-4515146				Optum Pharmacy 707, Inc.	CA	NIA	Salveo Specialty Pharmacy, Inc.	Ownership	100.000	UnitedHealth Group Incorporated	NO	
		00000	27-2869469				Optum Pharmacy 800, Inc.	AZ	NIA	Apothecary Holdings, Inc.	Ownership	100.000	UnitedHealth Group Incorporated	NO	
		00000	13-4318552				Optum Pharmacy 801, Inc.	AZ	NIA	Apothecary Holdings, Inc.	Ownership	100.000	UnitedHealth Group Incorporated	NO	
		00000	26-4241458				Optum Pharmacy 803, Inc.	AZ	NIA	Apothecary Holdings, Inc.	Ownership	100.000	UnitedHealth Group Incorporated	NO	
		00000	26-0583808				Optum Pharmacy 805, Inc.	AZ	NIA	Apothecary Holdings, Inc.	Ownership	100.000	UnitedHealth Group Incorporated	NO	
		00000	27-0121303				Optum Pharmacy 806, Inc.	CA	NIA	Apothecary Holdings, Inc.	Ownership	100.000	UnitedHealth Group Incorporated	NO	
		00000	20-4581265				Optum Public Sector Solutions, Inc.	DE	NIA	OptumInsight, Inc.	Ownership	100.000	UnitedHealth Group Incorporated	NO	
		00000	46-3328009				Optum Rocket, LLC	DE	NIA	OptumInsight, Inc.	Ownership	100.000	UnitedHealth Group Incorporated	NO	
		00000	87-2719650				Optum SCA CS JV Holdings, LLC	DE	NIA	SCA Colorado Springs Holdings, LLC	Ownership	30.000	UnitedHealth Group Incorporated	NO	
		00000	26-0543382				Optum Senior Services, LLC	AL	NIA	Optum Hospice Pharmacy Services, LLC	Ownership	100.000	UnitedHealth Group Incorporated	NO	
		00000	98-1307821				Optum Services (Ireland) Limited	IRL	NIA	Optum Operations (Ireland) Unlimited Company	Ownership	100.000	UnitedHealth Group Incorporated	NO	
		00000	66-0870003				Optum Services (Puerto Rico) LLC	PRI	NIA	UnitedHealthcare International III B.V.	Ownership	100.000	UnitedHealth Group Incorporated	NO	
		00000	45-4683454				Optum Services, Inc.	DE	NIA	Optum, Inc.	Ownership	100.000	UnitedHealth Group Incorporated	NO	
		00000	98-0644599				Optum Solutions UK Holdings Limited	GBR	NIA	Optum Health & Technology Holdings (US), Inc.	Ownership	100.000	UnitedHealth Group Incorporated	NO	
		00000	88-0722620				Optum Specialty Distribution Holdings, LLC	NV	NIA	Optum, Inc.	Ownership	100.000	UnitedHealth Group Incorporated	NO	
		00000	88-4300788				Optum Specialty Distribution, LLC	DE	NIA	Optum Specialty Distribution Holdings, LLC	Ownership	100.000	UnitedHealth Group Incorporated	NO	
		00000	46-5713629				Optum Technology, LLC	DE	NIA	OptumInsight, Inc.	Ownership	100.000	UnitedHealth Group Incorporated	NO	
		00000	98-1097769				Optum UK Solutions Group Limited	GBR	NIA	Optum Solutions UK Holdings Limited	Ownership	100.000	UnitedHealth Group Incorporated	NO	
		00000	85-3725073				Optum Venture Global Partners II, LP	DE	NIA	Optum, Inc.	Ownership	99.000	UnitedHealth Group Incorporated	NO	
		00000	37-1890895				Optum Venture Global Partners, LP	DE	NIA	Optum, Inc.	Ownership	99.000	UnitedHealth Group Incorporated	NO	
		00000					Optum Venture Partners II, LP	DE	NIA	Optum, Inc.	Ownership	99.000	UnitedHealth Group Incorporated	NO	
		00000	83-2512708				Optum Venture Partners III, LP	DE	NIA	Optum, Inc.	Ownership	99.000	UnitedHealth Group Incorporated	NO	
		00000	82-2483320				Optum Venture Partners, LP	DE	NIA	Optum, Inc.	Ownership	99.000	UnitedHealth Group Incorporated	NO	

ANNUAL STATEMENT FOR THE YEAR 2022 OF THE UnitedHealthcare Plan of the River Valley, Inc.

SCHEDULE Y
PART 1A - DETAIL OF INSURANCE HOLDING COMPANY SYSTEM

1	2	3	4	5	6	7	8	9	10	11	12	13	14	15	16
Group Code	Group Name	NAIC Company Code	ID Number	Federal RSSD	CIK	Name of Securities Exchange if Publicly Traded (U.S. or International)	Names of Parent, Subsidiaries Or Affiliates	Domiciliary Location	Relationship to Reporting Entity	Directly Controlled by (Name of Entity/Person)	Type of Control (Ownership, Board, Management, Attorney-in-Fact, Influence, Other)	If Control is Ownership Provide Percentage	Ultimate Controlling Entity(ies)/Person(s)	Is an SCA Filing Required? (Yes/No)	*
		00000	85-0735012				Optum Washington Network, LLC	WA	NIA	Collaborative Care Holdings, LLC	Ownership	93.000	UnitedHealth Group Incorporated	NO	
		00000	58-2205984				Optum Women's and Children's Health, LLC	DE	NIA	My Wellness Solutions, LLC	Ownership	100.000	UnitedHealth Group Incorporated	NO	
		00000	30-0580620				Optum, Inc.	DE	NIA	UnitedHealthCare Services, Inc.	Ownership	100.000	UnitedHealth Group Incorporated	NO	
		00000	46-3983926				Optum360 Services, Inc.	DE	NIA	Optum Rocket, LLC	Ownership	100.000	UnitedHealth Group Incorporated	NO	
		00000	82-3446942				Optum360 Solutions, LLC	DE	NIA	OptumInsight, Inc.	Ownership	100.000	UnitedHealth Group Incorporated	NO	
		00000	46-3328307				Optum360, LLC	DE	NIA	Optum Rocket, LLC	Ownership	95.850	UnitedHealth Group Incorporated	NO	
		00000	30-0940296				OptumCare ACO New Mexico, LLC	DE	NIA	OptumCare New Mexico, LLC	Ownership	100.000	UnitedHealth Group Incorporated	NO	
		00000	83-3608739				OptumCare ACO West, LLC	DE	NIA	Collaborative Care Holdings, LLC	Ownership	100.000	UnitedHealth Group Incorporated	NO	
		00000	47-1422097				OptumCare Clinical Trials, LLC	DE	NIA	OptumCare Holdings, LLC	Ownership	100.000	UnitedHealth Group Incorporated	NO	
		00000	35-2597463				OptumCare Colorado ASC, LLC	CO	NIA	OptumCare Colorado, LLC	Ownership	100.000	UnitedHealth Group Incorporated	NO	
		00000	47-2218380				OptumCare Colorado Springs, LLC	CO	NIA	OptumCare Holdings Colorado, LLC	Ownership	100.000	UnitedHealth Group Incorporated	NO	
		00000	47-2196783				OptumCare Colorado, LLC	CO	NIA	OptumCare Management, LLC	Ownership	100.000	UnitedHealth Group Incorporated	NO	
		00000	26-1508741				OptumCare Endoscopy Center New Mexico, LLC	NM	NIA	OptumCare New Mexico, LLC	Ownership	100.000	UnitedHealth Group Incorporated	NO	
		00000	82-2227280				OptumCare Florida CI, LLC	DE	NIA	OptumCare Florida, LLC	Ownership	100.000	UnitedHealth Group Incorporated	NO	
		00000	87-0408859				OptumCare Florida, LLC	DE	NIA	OptumCare Holdings, LLC	Ownership	100.000	UnitedHealth Group Incorporated	NO	
		00000	30-0999065				OptumCare Holdings Colorado, LLC	CO	NIA	OptumCare Colorado, LLC	Ownership	85.000	UnitedHealth Group Incorporated	NO	
		00000	56-2592163				OptumCare Holdings, LLC	CA	NIA	Collaborative Care Holdings, LLC	Ownership	100.000	UnitedHealth Group Incorporated	NO	
		00000	95-4509662				OptumCare Management, LLC	CA	NIA	OptumCare Holdings, LLC	Ownership	100.000	UnitedHealth Group Incorporated	NO	
		00000	20-4043287				OptumCare New Mexico, LLC	DE	NIA	OptumCare Management, LLC	Ownership	100.000	UnitedHealth Group Incorporated	NO	
		00000	13-4138668				OptumCare New York IPA, Inc.	NY	NIA	Inspiris, Inc.	Ownership	100.000	UnitedHealth Group Incorporated	NO	
		00000	93-1306308				OptumCare Portland, LLC	OR	NIA	Physician(s) Owned	Influence	0.000	UnitedHealth Group Incorporated	NO	1
		00000	45-3462809				OptumCare South Florida, LLC	FL	NIA	OptumCare Management, LLC	Ownership	100.000	UnitedHealth Group Incorporated	NO	
		00000	92-0972076				OptumCare Specialty Practices Investments, LLC	DE	NIA	SC Affiliates, LLC	Ownership	100.000	UnitedHealth Group Incorporated	NO	
		00000	84-3504842				OptumCare Specialty Practices, LLC	DE	NIA	SC Affiliates, LLC	Ownership	100.000	UnitedHealth Group Incorporated	NO	
		00000	41-1591944				OptumHealth Care Solutions, LLC	DE	NIA	OptumInsight, Inc.	Ownership	100.000	UnitedHealth Group Incorporated	NO	
		00000	47-1192395				OptumHealth Holdings, LLC	DE	NIA	Optum, Inc.	Ownership	100.000	UnitedHealth Group Incorporated	NO	
		00000	98-1106868				OptumHealth International B.V.	NLD	NIA	Catamaran S.a.r.l.	Ownership	100.000	UnitedHealth Group Incorporated	NO	
		00000					OptumInsight Holdings, LLC	DE	NIA	Optum, Inc.	Ownership	100.000	UnitedHealth Group Incorporated	NO	
		00000	04-3383745				OptumInsight Life Sciences, Inc.	DE	NIA	OptumInsight, Inc.	Ownership	100.000	UnitedHealth Group Incorporated	NO	
		00000	41-1858498				OptumInsight, Inc.	DE	NIA	OptumInsight Holdings, LLC	Ownership	100.000	UnitedHealth Group Incorporated	NO	
		00000	75-2578509				OptumRx Administrative Services, LLC	TX	NIA	OptumRx Holdings I, LLC	Ownership	100.000	UnitedHealth Group Incorporated	NO	
		00000	31-1728846				OptumRx Discount Card Services, LLC	DE	NIA	RVO Health, LLC	Ownership	100.000	UnitedHealth Group Incorporated	NO	
		00000	47-4734235				OptumRx Group Holdings, Inc.	DE	NIA	Optum, Inc.	Ownership	100.000	UnitedHealth Group Incorporated	NO	
		00000	46-0666840				OptumRx Health Solutions, LLC	DE	NIA	OptumRx Administrative Services, LLC	Ownership	100.000	UnitedHealth Group Incorporated	NO	
		00000	80-0870454				OptumRx Holdings I, LLC	DE	NIA	OptumRx Group Holdings, Inc.	Ownership	100.000	UnitedHealth Group Incorporated	NO	
		00000					OptumRx Holdings, LLC	DE	NIA	Optum, Inc.	Ownership	100.000	UnitedHealth Group Incorporated	NO	
		00000	34-1472211				OptumRx Home Delivery of Ohio, LLC	OH	NIA	OptumRx Health Solutions, LLC	Ownership	100.000	UnitedHealth Group Incorporated	NO	
		00000	20-0218027				OptumRx IPA III, Inc.	NY	NIA	OptumRx PBM of Maryland, LLC	Ownership	100.000	UnitedHealth Group Incorporated	NO	
		00000	20-0151096				OptumRx NY IPA, Inc.	NY	NIA	OptumRx, Inc.	Ownership	100.000	UnitedHealth Group Incorporated	NO	
		00000	27-3419292				OptumRx of Pennsylvania, LLC	DE	NIA	OptumRx Health Solutions, LLC	Ownership	100.000	UnitedHealth Group Incorporated	NO	
		00000	11-2581812				OptumRx PBM of Illinois, Inc.	DE	NIA	OptumRx Administrative Services, LLC	Ownership	100.000	UnitedHealth Group Incorporated	NO	
		00000	88-0361447				OptumRx PBM of Maryland, LLC	NV	NIA	OptumRx Health Solutions, LLC	Ownership	100.000	UnitedHealth Group Incorporated	NO	
		00000	03-0592263				OptumRx PBM of Pennsylvania, LLC	PA	NIA	OptumRx of Pennsylvania, LLC	Ownership	100.000	UnitedHealth Group Incorporated	NO	
		00000	38-3693753				OptumRx PBM of Wisconsin, LLC	WI	NIA	OptumRx PBM of Illinois, Inc.	Ownership	100.000	UnitedHealth Group Incorporated	NO	
		00000	16-1767416				OptumRx PD of Pennsylvania, LLC	PA	NIA	OptumRx of Pennsylvania, LLC	Ownership	100.000	UnitedHealth Group Incorporated	NO	
		00000	88-0373347				OptumRx Pharmacy of Nevada, Inc.	NV	NIA	OptumRx Health Solutions, LLC	Ownership	100.000	UnitedHealth Group Incorporated	NO	
		00000	33-0441200				OptumRx, Inc.	CA	NIA	OptumRx Holdings, LLC	Ownership	100.000	UnitedHealth Group Incorporated	NO	
		00000	39-1974851				OptumServe Health Services, Inc.	WI	NIA	OptumHealth Holdings, LLC	Ownership	100.000	UnitedHealth Group Incorporated	NO	

ANNUAL STATEMENT FOR THE YEAR 2022 OF THE UnitedHealthcare Plan of the River Valley, Inc.

SCHEDULE Y
PART 1A - DETAIL OF INSURANCE HOLDING COMPANY SYSTEM

1	2	3	4	5	6	7	8	9	10	11	12	13	14	15	16
Group Code	Group Name	NAIC Company Code	ID Number	Federal RSSD	CIK	Name of Securities Exchange if Publicly Traded (U.S. or International)	Names of Parent, Subsidiaries Or Affiliates	Domiciliary Location	Relationship to Reporting Entity	Directly Controlled by (Name of Entity/Person)	Type of Control (Ownership, Board, Management, Attorney-in-Fact, Influence, Other)	If Control is Ownership Provide Percentage	Ultimate Controlling Entity(ies)/Person(s)	Is an SCA Filing Required? (Yes/No)	*
		00000	52-2016292				OptumServe Technology Services, Inc.	MD	NIA	OptumInsight, Inc.	Ownership	100.000	UnitedHealth Group Incorporated	NO	
		00000	27-3674492				Oregon Healthcare Resources, LLC	OR	NIA	OHR Physician Group, P.C.	Ownership	100.000	UnitedHealth Group Incorporated	NO	1
		00000	22-3883387				Oregon Outpatient Surgery Center, LLC	OR	NIA	Providence & SCA Off-Campus Holdings, LLC	Ownership	51.180	UnitedHealth Group Incorporated	NO	2
		00000	20-2404191				Oren Meyers, Ph.D., LLC	OH	NIA	OhioSolutions.org LLC	Ownership	100.000	UnitedHealth Group Incorporated	NO	
		00000	46-2742615				Orthology Inc.	DE	NIA	ProHEALTH Medical Management, LLC	Ownership	100.000	UnitedHealth Group Incorporated	NO	
		00000	13-3960641				OrthoNet Holdings, Inc.	DE	NIA	OptumHealth Care Solutions, LLC	Ownership	100.000	UnitedHealth Group Incorporated	NO	
		00000	13-3818652				OrthoNet LLC	NY	NIA	OrthoNet Holdings, Inc.	Ownership	100.000	UnitedHealth Group Incorporated	NO	
		00000	13-4025898				OrthoNet New York IPA, Inc.	NY	NIA	OrthoNet Holdings, Inc.	Ownership	100.000	UnitedHealth Group Incorporated	NO	
		00000	26-2884306				OrthoNet of the South, Inc.	DE	NIA	OrthoNet Holdings, Inc.	Ownership	100.000	UnitedHealth Group Incorporated	NO	
		00000	20-0221966				OrthoNet West, Inc.	DE	NIA	OrthoNet Holdings, Inc.	Ownership	100.000	UnitedHealth Group Incorporated	NO	
		00000	81-2594417				Orthopedic Surgery Center of Palm Beach County, LLC	FL	NIA	SCA-Palm Beach, LLC	Ownership	25.000	UnitedHealth Group Incorporated	NO	2
		00000	85-2357227				OrthoWest MSO, LLC	DE	NIA	OptumCare Specialty Practices, LLC	Ownership	50.000	UnitedHealth Group Incorporated	NO	
		00000	98-1284698				OSB – Tecnologia e Serviços de Suporte Lda.	BRA	NIA	Cemed Care – Empresa de Atendimento Clínico Geral Ltda.	Ownership	0.000	UnitedHealth Group Incorporated	NO	
		00000	98-1284698				OSB – Tecnologia e Serviços de Suporte Lda.	BRA	NIA	Anil Assistência Médica Internacional S.A.	Ownership	100.000	UnitedHealth Group Incorporated	NO	
		00000	41-1921007				Ovations, Inc.	DE	NIA	United HealthCare Services, Inc.	Ownership	100.000	UnitedHealth Group Incorporated	NO	
		00000	06-1587795				Oxford Benefit Management, Inc.	CT	NIA	Oxford Health Plans LLC	Ownership	100.000	UnitedHealth Group Incorporated	NO	
0707	UnitedHealth Group Incorporated	78026	22-2797560				Oxford Health Insurance, Inc.	NY	IA	UnitedHealthcare Insurance Company	Ownership	100.000	UnitedHealth Group Incorporated	NO	
0707	UnitedHealth Group Incorporated	96798	06-1181201				Oxford Health Plans (CT), Inc.	CT	IA	Oxford Health Plans LLC	Ownership	100.000	UnitedHealth Group Incorporated	NO	
0707	UnitedHealth Group Incorporated	95506	22-2745725				Oxford Health Plans (NJ), Inc.	NJ	IA	Oxford Health Plans LLC	Ownership	100.000	UnitedHealth Group Incorporated	NO	
0707	UnitedHealth Group Incorporated	95479	06-1181200				Oxford Health Plans (NY), Inc.	NY	IA	Oxford Health Plans LLC	Ownership	100.000	UnitedHealth Group Incorporated	NO	
		00000	52-2443751				Oxford Health Plans LLC	DE	NIA	UnitedHealth Group Incorporated	Ownership	100.000	UnitedHealth Group Incorporated	NO	
		00000	27-0008097				P2P Link, LLC	DE	NIA	SRPS, LLC	Ownership	100.000	UnitedHealth Group Incorporated	NO	
		00000	33-0704734				Pacific Cardiovascular Associates Medical Group, Inc.	CA	NIA	Surgical Care Affiliates, LLC	Influence	0.000	UnitedHealth Group Incorporated	NO	
		00000	75-2857077				Pacific Casualty Company, Inc.	HI	NIA	USHEALTH Group, Inc.	Ownership	100.000	UnitedHealth Group Incorporated	NO	
		70785	35-1137395				PacificCare Life and Health Insurance Company	IN	IA	United HealthCare Services, Inc.	Ownership	100.000	UnitedHealth Group Incorporated	NO	
0707	UnitedHealth Group Incorporated	84506	95-2829463				PacificCare Life Assurance Company	CO	IA	United HealthCare Services, Inc.	Ownership	100.000	UnitedHealth Group Incorporated	NO	
0707	UnitedHealth Group Incorporated	95617	94-3267522				PacificCare of Arizona, Inc.	AZ	IA	United HealthCare Services, Inc.	Ownership	100.000	UnitedHealth Group Incorporated	NO	
0707	UnitedHealth Group Incorporated	95434	84-1011378				PacificCare of Colorado, Inc.	CO	IA	United HealthCare Services, Inc.	Ownership	100.000	UnitedHealth Group Incorporated	NO	
		00000	98-1444613				Pacífico S.A. Entidad Prestadora de Salud	PER	NIA	Empremédica S. A.	Ownership	50.000	UnitedHealth Group Incorporated	NO	
		00000	48-1255983				Panama City Surgery Center, LLC	FL	NIA	SVHS-SCA Florida JV, LLC	Ownership	51.624	UnitedHealth Group Incorporated	NO	
		00000	48-1255983				Panama City Surgery Center, LLC	FL	NIA	SCA-Panama City Holdings, LLC	Ownership	2.739	UnitedHealth Group Incorporated	NO	
		00000	45-1484375				Park Hill Surgery Center, LLC	TX	NIA	Surgical Care Affiliates, LLC	Influence	0.000	UnitedHealth Group Incorporated	NO	
		00000	20-4127100				Parkway Surgery Center, LLC	DE	NIA	WellSpan-SCA Holdings, LLC	Ownership	78.400	UnitedHealth Group Incorporated	NO	2
		00000	62-1500185				Partial Hospital Systems, Inc.	TN	NIA	Refresh Mental Health, Inc.	Ownership	100.000	UnitedHealth Group Incorporated	NO	
		00000	20-1311030				Patient Care Associates, L.L.C.	NJ	NIA	SCA Englewood Holdings, LLC	Ownership	55.844	UnitedHealth Group Incorporated	NO	
		00000					Patrimonio Autónomo Nueva Clínica	COL	NIA	CDC Holdings Colombia S.A.S.	Ownership	9.540	UnitedHealth Group Incorporated	NO	
		00000					Patrimonio Autónomo Nueva Clínica	COL	NIA	Clinica del Country S.A.S.	Ownership	65.330	UnitedHealth Group Incorporated	NO	
		00000					Patrimonio Autónomo Nueva Clínica	COL	NIA	Promotora Country S.A.	Ownership	0.230	UnitedHealth Group Incorporated	NO	
		00000					Patrimonio Autónomo Nueva Clínica	COL	NIA	Banmédica Internacional SpA	Ownership	9.590	UnitedHealth Group Incorporated	NO	
		00000	62-1451147				Payment Resolution Services, LLC	TN	NIA	OptumInsight, Inc.	Ownership	100.000	UnitedHealth Group Incorporated	NO	
		00000	75-2103975				PDX, Inc.	TX	NIA	eRx Network, LLC	Ownership	100.000	UnitedHealth Group Incorporated	NO	
		00000	84-2396811				PE Gastro Management, LLC	DE	NIA	PE Gastro MSO Holdings, LLC	Ownership	52.000	UnitedHealth Group Incorporated	NO	
		00000	84-2444910				PE Gastro MSO Holdings, LLC	DE	NIA	Physicians Endoscopy Intermediate Holdco, Inc.	Ownership	100.000	UnitedHealth Group Incorporated	NO	
		00000	27-4496894				PE Healthcare Associates, LLC	NY	NIA	Physician(s) Owned	Influence	0.000	UnitedHealth Group Incorporated	NO	1

ANNUAL STATEMENT FOR THE YEAR 2022 OF THE UnitedHealthcare Plan of the River Valley, Inc.

SCHEDULE Y
PART 1A - DETAIL OF INSURANCE HOLDING COMPANY SYSTEM

1	2	3	4	5	6	7	8	9	10	11	12	13	14	15	16
Group Code	Group Name	NAIC Company Code	ID Number	Federal RSSD	CIK	Name of Securities Exchange if Publicly Traded (U.S. or International)	Names of Parent, Subsidiaries Or Affiliates	Domiciliary Location	Relationship to Reporting Entity	Directly Controlled by (Name of Entity/Person)	Type of Control (Ownership, Board, Management, Attorney-in-Fact, Influence, Other)	If Control is Ownership Provide Percentage	Ultimate Controlling Entity(ies)/Person(s)	Is an SCA Filing Required? (Yes/No)	*
		00000	46-3458187				PE Holdco, LLC	DE	NIA	Endo Parent, Inc.	Ownership	100.000	UnitedHealth Group Incorporated	NO	
		00000	81-4315098				PE New Jersey Holdco, LLC	NJ	NIA	Physicians Endoscopy, L.L.C.	Ownership	100.000	UnitedHealth Group Incorporated	NO	
		00000	91-1885912				Peninsula Psychological Center, Inc., P.S.	WA	NIA	Physician(s) Owned	Influence	0.000	UnitedHealth Group Incorporated	NO	1
		00000	47-2429625				Penzo Enterprises, LLC	DE	NIA	OptumRx Holdings, LLC New Orleans Regional Physician Hospital	Ownership	100.000	UnitedHealth Group Incorporated	NO	
.0707	UnitedHealth Group Incorporated	13607	20-5662149				Peoples Health, Inc.	LA	IA	Organization, L.L.C.	Ownership	100.000	UnitedHealth Group Incorporated	NO	
		00000	20-5608977				Perham Physical Therapy, LTD Perimeter Center for Outpatient Surgery, L.P.	MN	NIA	Orthology Inc.	Ownership	100.000	UnitedHealth Group Incorporated	NO	
		00000	58-1978405					GA	NIA	SHC Atlanta, LLC	Ownership	46.834	UnitedHealth Group Incorporated	NO	2
		00000	38-2592367				Perspectives of Troy, P.C.	MI	NIA	Physician(s) Owned	Influence	0.000	UnitedHealth Group Incorporated	NO	1
		00000	81-4555910				PF2 IP LLC	DE	NIA	Change Healthcare Inc.	Ownership	100.000	UnitedHealth Group Incorporated	NO	
		00000	35-2578322				PF2 PST Services LLC	DE	NIA	Change Healthcare Inc.	Ownership	100.000	UnitedHealth Group Incorporated	NO	
		00000	47-2582247				PGC Acquisition Holdings, LLC	PA	NIA	Physicians Endoscopy, L.L.C.	Ownership	100.000	UnitedHealth Group Incorporated	NO	
		00000					PGH Global (Cayman) Limited	CY	NIA	PGH Global, LLC	Ownership	100.000	UnitedHealth Group Incorporated	NO	
		00000	46-1722316				PGH Global, LLC	DE	NIA	UHC Holdings, Inc.	Ownership	100.000	UnitedHealth Group Incorporated	NO	
		00000					PGT Medical Group, Inc.	TX	NIA	KS Management Services, L.L.C.	Ownership	100.000	UnitedHealth Group Incorporated	NO	
		00000	82-5162940				Phoenix Mental Health and Wellness PLLC	AZ	NIA	Refresh Mental Health, Inc.	Ownership	100.000	UnitedHealth Group Incorporated	NO	
		00000	81-2902954				Physician Alliance of the Rockies, LLC	CO	NIA	New West Physicians, Inc.	Ownership	100.000	UnitedHealth Group Incorporated	NO	
		00000	30-0516435				Physician Partners Medical Group, Inc.	CA	NIA	Physician(s) Owned	Influence	0.000	UnitedHealth Group Incorporated	NO	1
		00000	84-3476733				Physician United PLLC	AZ	NIA	Greater Phoenix Collaborative Care, P.C.	Ownership	100.000	UnitedHealth Group Incorporated	NO	1
		00000	91-1822767				Physicians Care Network, L.L.C.	WA	NIA	Physician(s) Owned	Influence	0.000	UnitedHealth Group Incorporated	NO	1
		00000	59-3438026				Physicians Day Surgery Center, LLC	FL	NIA	SCA-Naples, LLC	Ownership	51.000	UnitedHealth Group Incorporated	NO	
		00000	26-2239018				Physicians Endoscopy Intermediate Holdco, Inc.	DE	NIA	PE Holdco, LLC Physicians Endoscopy Intermediate Holdco, Inc.	Ownership	100.000	UnitedHealth Group Incorporated	NO	
		00000	91-1882702				Physicians Endoscopy, L.L.C.	DE	NIA	KS Management Services, L.L.C.	Ownership	100.000	UnitedHealth Group Incorporated	NO	
.0707	UnitedHealth Group Incorporated	11494	04-3677255				Physicians Group of Texas, LLC	TX	NIA	United HealthCare Services, Inc.	Ownership	100.000	UnitedHealth Group Incorporated	NO	
		00000	52-1162824				Physicians Health Choice of Texas, LLC	TX	IA	United HealthCare Services, Inc.	Ownership	100.000	UnitedHealth Group Incorporated	NO	
		00000	94-2722082				Physicians Health Plan of Maryland, Inc.	MD	NIA	United HealthCare Services, Inc.	Ownership	100.000	UnitedHealth Group Incorporated	NO	
		00000	94-2722082				Physicians Medical Group of San Jose, Inc.	CA	NIA	Shark Holdings, P.C. Physicians Medical Group of San Jose, Inc.	Ownership	100.000	UnitedHealth Group Incorporated	NO	1
		00000	84-3715606				Physicians Medical Health Plan	CA	NIA	Shark Holdings, P.C.	Ownership	100.000	UnitedHealth Group Incorporated	NO	1
		00000	86-2631012				Physicians Medical Holdings	CA	NIA	SCA AHN JV Holdings II, LLC	Ownership	50.994	UnitedHealth Group Incorporated	NO	
		00000	20-5071967				Physicians' Medical Center, LLC	IN	NIA	SCA-Downey, LLC	Ownership	1.290	UnitedHealth Group Incorporated	NO	
		00000	20-5170962				Physicians' Surgery Center of Downey, LLC	CA	NIA	SCA-AppleCare Partners, LLC	Ownership	59.998	UnitedHealth Group Incorporated	NO	
		00000	20-5170962				Physicians' Surgery Center of Downey, LLC	CA	NIA	Physician(s) Owned	Influence	0.000	UnitedHealth Group Incorporated	NO	1
		00000	87-3931756				Pilot Holdings, P.C.	CA	NIA	SCA Pinnacle Holdings, LLC	Ownership	100.000	UnitedHealth Group Incorporated	NO	
		00000	84-1498816				Pinnacle III, LLC	CO	NIA	Pilot Holdings, P.C.	Ownership	100.000	UnitedHealth Group Incorporated	NO	1
		00000	33-0795271				Pinnacle Medical Group, Inc.	CA	NIA	Santos Administração e Participações S.A.	Ownership	25.140	UnitedHealth Group Incorporated	NO	
		00000	98-1388873				Plano de Saúde Ana Costa Ltda.	BRA	NIA	Anil Assistência Médica Internacional S.A.	Ownership	74.860	UnitedHealth Group Incorporated	NO	
		00000	98-1388873				Plano de Saúde Ana Costa Ltda.	BRA	NIA	Plus One Health Management Puerto Rico, Inc.	Ownership	100.000	UnitedHealth Group Incorporated	NO	
		00000	66-0742844				Plus One Holdings, Inc.	PRI	NIA	OptumHealth Care Solutions, LLC	Ownership	100.000	UnitedHealth Group Incorporated	NO	
		00000	13-3613705				Plus One Holdings, Inc.	DE	NIA	Progressive Enterprises Holdings, Inc.	Ownership	100.000	UnitedHealth Group Incorporated	NO	
		00000	80-0670247				PMI Acquisition, LLC	DE	NIA	Progressive Enterprises Holdings, Inc.	Ownership	100.000	UnitedHealth Group Incorporated	NO	
		00000	26-3148744				PMSI Holdings, LLC	DE	NIA	PMSI Holdings, LLC	Ownership	100.000	UnitedHealth Group Incorporated	NO	
		00000	59-3166848				PMSI Settlement Solutions, LLC	FL	NIA	PMSI Holdings, LLC	Ownership	100.000	UnitedHealth Group Incorporated	NO	
		00000	56-2422696				PMSI, LLC	FL	NIA	PMSI Holdings, LLC	Ownership	100.000	UnitedHealth Group Incorporated	NO	

ANNUAL STATEMENT FOR THE YEAR 2022 OF THE UnitedHealthcare Plan of the River Valley, Inc.

SCHEDULE Y
PART 1A - DETAIL OF INSURANCE HOLDING COMPANY SYSTEM

1	2	3	4	5	6	7	8	9	10	11	12	13	14	15	16
Group Code	Group Name	NAIC Company Code	ID Number	Federal RSSD	CIK	Name of Securities Exchange if Publicly Traded (U.S. or International)	Names of Parent, Subsidiaries Or Affiliates	Domiciliary Location	Relationship to Reporting Entity	Directly Controlled by (Name of Entity/Person)	Type of Control (Ownership, Board, Management, Attorney-in-Fact, Influence, Other)	If Control is Ownership Provide Percentage	Ultimate Controlling Entity(ies)/Person(s)	Is an SCA Filing Required? (Yes/No)	*
		00000	98-1083164				Polar II Fundo de Investimento em Participações Multiestratégia	..BRA	..NIA	UnitedHealthcare International IV S.á r.l.	Ownership	100.000	UnitedHealth Group Incorporated	..NO	
		00000	47-5563848				Polo Holdco, LLC	..DE	..NIA	Collaborative Care Holdings, LLC	Ownership	100.000	UnitedHealth Group Incorporated	..NO	
		00000	83-3042027				Polyclinic Holdings, P.C.	..WA	..NIA	Physician(s) Owned	Influence	0.000	UnitedHealth Group Incorporated	..NO	1
		00000	46-0508606				POLYCLINIC MANAGEMENT SERVICES COMPANY, LLC	..WA	..NIA	The Polyclinic, PLLC	Ownership	100.000	UnitedHealth Group Incorporated	..NO	1
		00000	46-5415205				POMCO Network, Inc.	..NY	..NIA	POMCO, Inc.	Ownership	100.000	UnitedHealth Group Incorporated	..NO	
		00000	15-0581348				POMCO, Inc.	..NY	..NIA	UMR, Inc.	Ownership	100.000	UnitedHealth Group Incorporated	..NO	
		00000	33-0261822				Pomerado Outpatient Surgical Center, Inc.	..CA	..NIA	ASC Network, LLC	Ownership	100.000	UnitedHealth Group Incorporated	..NO	
		00000	33-0752699				Pomerado Outpatient Surgical Center, L.P.	..CA	..NIA	Pomerado Outpatient Surgical Center, Inc.	Ownership	66.750	UnitedHealth Group Incorporated	..NO	
		00000	30-0844501				Post-Acute Care Center for Research, LLC	..DE	..NIA	naviHealth, Inc.	Ownership	100.000	UnitedHealth Group Incorporated	..NO	
		00000	27-1454121				PPH Holdings, LLC	..DE	..NIA	Practice Partners in Healthcare, LLC	Ownership	100.000	UnitedHealth Group Incorporated	..NO	
		00000	24-1453981				PPH Management Company, L.L.C.	..DE	..NIA	Practice Partners in Healthcare, LLC	Ownership	100.000	UnitedHealth Group Incorporated	..NO	
		00000	26-4490039				PPH-Columbia, Inc.	..DE	..NIA	Practice Partners in Healthcare, LLC	Ownership	100.000	UnitedHealth Group Incorporated	..NO	
		00000	26-4489980				PPH-Gardendale, Inc.	..DE	..NIA	Practice Partners in Healthcare, LLC	Ownership	100.000	UnitedHealth Group Incorporated	..NO	
		00000	76-0770414				Practice Partners in Healthcare, LLC	..DE	..NIA	SCA-Practice Partners Holdings, LLC	Ownership	100.000	UnitedHealth Group Incorporated	..NO	
.0707	UnitedHealth Group Incorporated	12756	20-3391186				Preferred Care Network of Florida, Inc.	..FL	..IA	United HealthCare Services, Inc.	Ownership	100.000	UnitedHealth Group Incorporated	..NO	
.0707	UnitedHealth Group Incorporated	12155	01-0788576				Preferred Care Network, Inc.	..FL	..IA	United HealthCare Services, Inc.	Ownership	100.000	UnitedHealth Group Incorporated	..NO	
.0707	UnitedHealth Group Incorporated	00000	65-0683927				Preferred Care Partners Holding, Corp.	..FL	..NIA	United HealthCare Services, Inc.	Ownership	100.000	UnitedHealth Group Incorporated	..NO	
		11176	65-0885893				Preferred Care Partners, Inc.	..FL	..IA	Preferred Care Partners Holding, Corp.	Ownership	100.000	UnitedHealth Group Incorporated	..NO	
		00000	41-1846481				PreferredOne Administrative Services, Inc.	..MN	..NIA	United HealthCare Services, Inc.	Ownership	100.000	UnitedHealth Group Incorporated	..NO	
.0707	UnitedHealth Group Incorporated	11817	81-0625135				PreferredOne Insurance Company	..MN	..IA	PreferredOne Administrative Services, Inc.	Ownership	100.000	UnitedHealth Group Incorporated	..NO	
		00000	75-3265059				Premier Choice ACO, Inc.	..CA	..NIA	PrimeCare Medical Network, Inc.	Ownership	100.000	UnitedHealth Group Incorporated	..NO	
		00000	20-1499748				Premier Medical Resources, LLC	..DE	..NIA	Unity Health Network, LLC	Ownership	100.000	UnitedHealth Group Incorporated	..NO	
		00000	72-1378216				Premier Surgery Center of Louisville, L.P.	..TN	..NIA	SCA Premier Surgery Center of Louisville, LLC	Ownership	51.000	UnitedHealth Group Incorporated	..NO	
		00000	88-2935371				Prevention Healthcare Holdings, LLC	..DE	..NIA	RVO Health, LLC	Ownership	100.000	UnitedHealth Group Incorporated	..NO	
		00000	33-0527335				Primary Care Associated Medical Group, Inc.	..CA	..NIA	NAMM Medical Group Holdings, Inc.	Ownership	100.000	UnitedHealth Group Incorporated	..NO	1
		00000	88-0253112				Prime Health, Inc.	..NV	..NIA	Sierra Health Services, Inc.	Ownership	100.000	UnitedHealth Group Incorporated	..NO	
		00000	33-0607478				PrimeCare Medical Network, Inc.	..CA	..NIA	NAMM Holdings, Inc.	Ownership	100.000	UnitedHealth Group Incorporated	..NO	
		00000	87-0757397				PrimeCare of Citrus Valley, Inc.	..CA	..NIA	PrimeCare Medical Network, Inc.	Ownership	80.000	UnitedHealth Group Incorporated	..NO	
		00000	33-0674407				PrimeCare of Corona, Inc.	..CA	..NIA	PrimeCare Medical Network, Inc.	Ownership	100.000	UnitedHealth Group Incorporated	..NO	
		00000	33-0674401				PrimeCare of Hemet Valley, Inc.	..CA	..NIA	PrimeCare Medical Network, Inc.	Ownership	100.000	UnitedHealth Group Incorporated	..NO	
		00000	33-0674408				PrimeCare of Inland Valley, Inc.	..CA	..NIA	PrimeCare Medical Network, Inc.	Ownership	100.000	UnitedHealth Group Incorporated	..NO	
		00000	33-0674402				PrimeCare of Moreno Valley, Inc.	..CA	..NIA	PrimeCare Medical Network, Inc.	Ownership	100.000	UnitedHealth Group Incorporated	..NO	
		00000	33-0674400				PrimeCare of Redlands, Inc.	..CA	..NIA	PrimeCare Medical Network, Inc.	Ownership	100.000	UnitedHealth Group Incorporated	..NO	
		00000	33-0674404				PrimeCare of Riverside, Inc.	..CA	..NIA	PrimeCare Medical Network, Inc.	Ownership	100.000	UnitedHealth Group Incorporated	..NO	
		00000	14-1915328				PrimeCare of San Bernardino, Inc.	..CA	..NIA	PrimeCare Medical Network, Inc.	Ownership	100.000	UnitedHealth Group Incorporated	..NO	
		00000	33-0698439				PrimeCare of Sun City, Inc.	..CA	..NIA	PrimeCare Medical Network, Inc.	Ownership	100.000	UnitedHealth Group Incorporated	..NO	
		00000	33-0674409				PrimeCare of Temecula, Inc.	..CA	..NIA	PrimeCare Medical Network, Inc.	Ownership	100.000	UnitedHealth Group Incorporated	..NO	
		00000	14-1873402				Procura Management, Inc.	..DE	..NIA	Healthcare Solutions, Inc.	Ownership	100.000	UnitedHealth Group Incorporated	..NO	
		00000	27-4371197				Progressive Enterprises Holdings, Inc.	..DE	..NIA	OptumRx, Inc.	Ownership	100.000	UnitedHealth Group Incorporated	..NO	
		00000	31-1192384				Progressive Medical, LLC	..OH	..NIA	PMI Acquisition, LLC	Ownership	100.000	UnitedHealth Group Incorporated	..NO	
		00000	45-4469117				ProHEALTH Accountable Care Medical Group, PLLC	..NY	..NIA	ProHEALTH Care Associates, L.L.P.	Ownership	100.000	UnitedHealth Group Incorporated	..NO	1
		00000	11-3447394				ProHEALTH Ambulatory Surgery Center, Inc.	..NY	..NIA	Physician(s) Owned	Influence	0.000	UnitedHealth Group Incorporated	..NO	1
		00000	47-5656253				ProHEALTH Care Associates of New Jersey LLP	..NJ	..NIA	Physician(s) Owned	Influence	0.000	UnitedHealth Group Incorporated	..NO	1
		00000	11-3355604				ProHEALTH Care Associates, L.L.P.	..NY	..NIA	ProHEALTH Medical NY, P.C.	Ownership	51.000	UnitedHealth Group Incorporated	..NO	1
		00000	47-1049961				ProHEALTH Medical Management, LLC	..DE	..NIA	Collaborative Care Holdings, LLC	Ownership	100.000	UnitedHealth Group Incorporated	..NO	

ANNUAL STATEMENT FOR THE YEAR 2022 OF THE UnitedHealthcare Plan of the River Valley, Inc.

SCHEDULE Y
PART 1A - DETAIL OF INSURANCE HOLDING COMPANY SYSTEM

1	2	3	4	5	6	7	8	9	10	11	12	13	14	15	16
Group Code	Group Name	NAIC Company Code	ID Number	Federal RSSD	CIK	Name of Securities Exchange if Publicly Traded (U.S. or International)	Names of Parent, Subsidiaries Or Affiliates	Domi-ciliary Location	Relation-ship to Reporting Entity	Directly Controlled by (Name of Entity/Person)	Type of Control (Ownership, Board, Management, Attorney-in-Fact, Influence, Other)	If Control is Ownership Provide Percentage	Ultimate Controlling Entity(ies)/Person(s)	Is an SCA Filing Re-quired? (Yes/No)	*
		00000	47-1388406				ProHEALTH Medical NY, P.C.	NY	NIA	Physician(s) Owned	Influence	0.000	UnitedHealth Group Incorporated	NO	1
		00000	45-5470737				ProHealth Physicians ACO, LLC	CT	NIA	ProHealth Physicians, Inc.	Ownership	100.000	UnitedHealth Group Incorporated	NO	
		00000	06-1446075				ProHealth Physicians, Inc.	CT	NIA	Polo Holdco, LLC	Ownership	100.000	UnitedHealth Group Incorporated	NO	
		00000	06-1469068				ProHealth Physicians, P.C.	CT	NIA	Physician(s) Owned	Influence	0.000	UnitedHealth Group Incorporated	NO	1
		00000	32-0455430				ProHealth Proton Center Management, LLC	DE	NIA	ProHEALTH Medical Management, LLC	Ownership	100.000	UnitedHealth Group Incorporated	NO	
		00000	47-5661535				ProHEALTH Urgent Care Medicine of New Jersey LLP	NJ	NIA	Physician(s) Owned	Influence	0.000	UnitedHealth Group Incorporated	NO	1
		00000	46-1883579				ProHEALTH Urgent Care Medicine, PLLC	NY	NIA	ProHEALTH Care Associates, L.L.P.	Ownership	100.000	UnitedHealth Group Incorporated	NO	1
		00000					ProHealth/CareMount Dental Management, LLC	NY	NIA	CareMount Dental Member, LLC	Ownership	46.000	UnitedHealth Group Incorporated	NO	2
		00000					Promotora Country S.A.	COL	NIA	Banmedica S.A.	Ownership	50.000	UnitedHealth Group Incorporated	NO	
		00000	22-3493126				Pronounced Health Solutions, Inc.	DE	NIA	My Wellness Solutions, LLC	Ownership	100.000	UnitedHealth Group Incorporated	NO	
		00000	98-1444638				Prosemedic S.A.C.	PER	NIA	Pacifico S.A. Entidad Prestadora de Salud	Ownership	80.000	UnitedHealth Group Incorporated	NO	
		00000	87-3489454				Prospero Benefits Management, LLC	DE	NIA	Prospero Management Services, LLC	Ownership	100.000	UnitedHealth Group Incorporated	NO	
		00000	87-3494611				Prospero Care Management, LLC	DE	NIA	Prospero Management Services, LLC	Ownership	100.000	UnitedHealth Group Incorporated	NO	
		00000	85-0775386				Prospero Health Partners Florida, Inc.	FL	NIA	Physician(s) Owned	Influence	0.000	UnitedHealth Group Incorporated	NO	1
		00000	82-2400620				Prospero Health Partners New York, P.C.	NY	NIA	Physician(s) Owned	Influence	0.000	UnitedHealth Group Incorporated	NO	1
		00000					Prospero Health Partners North Carolina, P.C.	NC	NIA	Physician(s) Owned	Influence	0.000	UnitedHealth Group Incorporated	NO	1
		00000	84-4569314				Prospero Health Partners, P.C.	MIN	NIA	Physician(s) Owned	Influence	0.000	UnitedHealth Group Incorporated	NO	1
		00000	84-3234753				Prospero Management Services, LLC	DE	NIA	Optum Growth Partners, LLC	Ownership	100.000	UnitedHealth Group Incorporated	NO	
		00000	83-4217561				Prospero Medical Services New Jersey, P.C.	NJ	NIA	Physician(s) Owned	Influence	0.000	UnitedHealth Group Incorporated	NO	1
		00000	84-3844362				Prospero Medical Services, P.A.	FL	NIA	Physician(s) Owned	Influence	0.000	UnitedHealth Group Incorporated	NO	1
		00000	87-2406404				Providance & SCA Off-Campus Holdings, LLC	DE	NIA	SCA-Portland, LLC	Ownership	40.000	UnitedHealth Group Incorporated	NO	2
		00000	82-3765555				Providance & SCA On-Campus Holdings, LLC	DE	NIA	SCA-Portland, LLC	Ownership	20.000	UnitedHealth Group Incorporated	NO	2
		00000	82-3270499				Psychiatry Services of New York, P.C.	NY	NIA	Physician(s) Owned	Influence	0.000	UnitedHealth Group Incorporated	NO	1
		00000	85-0921665				Psychiatry Specialists Inc.	IL	NIA	Physician(s) Owned	Influence	0.000	UnitedHealth Group Incorporated	NO	1
		00000	27-3409538				Psychological Healthcare, PLLC	NY	NIA	Physician(s) Owned	Influence	0.000	UnitedHealth Group Incorporated	NO	1
		00000	16-1484552				Pulse Platform, LLC	DE	NIA	Rally Health, Inc.	Ownership	100.000	UnitedHealth Group Incorporated	NO	
		00000	81-4500429				QoL Acquisition Holdings Corp.	DE	NIA	Genoa Healthcare, Inc.	Ownership	100.000	UnitedHealth Group Incorporated	NO	
		00000	46-3901920				R Cubed, Inc.	TN	NIA	naviHealth SM Holdings, Inc.	Ownership	100.000	UnitedHealth Group Incorporated	NO	
		00000	62-1804707				Rally Health, Inc.	DE	NIA	Optum Digital Health Holdings, LLC	Ownership	100.000	UnitedHealth Group Incorporated	NO	
		00000	35-2493256				Real Appeal, LLC	DE	NIA	RVO Health, LLC	Ownership	100.000	UnitedHealth Group Incorporated	NO	
		00000	80-0947972				Red Oak Counseling, Ltd.	WI	NIA	Physician(s) Owned	Influence	0.000	UnitedHealth Group Incorporated	NO	1
		00000	20-0785644				Redlands Ambulatory Surgery Center	CA	NIA	Redlands-SCA Surgery Centers, Inc.	Ownership	54.000	UnitedHealth Group Incorporated	NO	
		00000	94-3115625				Redlands Family Practice Medical Group, Inc.	CA	NIA	Physician(s) Owned	Influence	0.000	UnitedHealth Group Incorporated	NO	1
		00000	56-2627067				Redlands-SCA Surgery Centers, Inc.	CA	NIA	SC Affiliates, LLC	Ownership	100.000	UnitedHealth Group Incorporated	NO	
		00000	94-3115627				Refresh Canopy Cove, Inc.	FL	NIA	Physician(s) Owned	Influence	0.000	UnitedHealth Group Incorporated	NO	1
		00000	82-3603285				Refresh Centers, Inc.	IN	NIA	Physician(s) Owned	Influence	0.000	UnitedHealth Group Incorporated	NO	1
		00000	30-0358493				Refresh Connecticut LLC	CT	NIA	Physician(s) Owned	Influence	0.000	UnitedHealth Group Incorporated	NO	1
		00000	84-2663780				Refresh Evolve, LLC	WI	NIA	Physician(s) Owned	Influence	0.000	UnitedHealth Group Incorporated	NO	1
		00000	83-4507157				Refresh In-Home Counseling LLC	IL	NIA	Physician(s) Owned	Influence	0.000	UnitedHealth Group Incorporated	NO	1
		00000	82-5351068				Refresh Intermediate Holdings, Inc.	DE	NIA	Refresh Parent Holdings, Inc.	Ownership	100.000	UnitedHealth Group Incorporated	NO	
		00000	82-1945667				Refresh Kentucky, PLLC	KY	NIA	Refresh Mental Health, Inc.	Ownership	100.000	UnitedHealth Group Incorporated	NO	
		00000	83-3883510				Refresh Management, LLC	DE	NIA	Refresh Mental Health, Inc.	Ownership	100.000	UnitedHealth Group Incorporated	NO	
		00000	47-4241017				Refresh Mental Health, Inc.	DE	NIA	Refresh Intermediate Holdings, Inc.	Ownership	100.000	UnitedHealth Group Incorporated	NO	
		00000	82-1945238				Refresh New Jersey Psych Health LLC	NJ	NIA	Refresh Mental Health, Inc.	Ownership	100.000	UnitedHealth Group Incorporated	NO	
		00000	83-0697837				Refresh Parent Holdings, Inc.	DE	NIA	Restore OMH Holdings, Inc.	Ownership	100.000	UnitedHealth Group Incorporated	NO	
		00000	82-1945585												

ANNUAL STATEMENT FOR THE YEAR 2022 OF THE UnitedHealthcare Plan of the River Valley, Inc.

SCHEDULE Y
PART 1A - DETAIL OF INSURANCE HOLDING COMPANY SYSTEM

1	2	3	4	5	6	7	8	9	10	11	12	13	14	15	16
Group Code	Group Name	NAIC Company Code	ID Number	Federal RSSD	CIK	Name of Securities Exchange if Publicly Traded (U.S. or International)	Names of Parent, Subsidiaries Or Affiliates	Domi-ciliary Location	Relation-ship to Reporting Entity	Directly Controlled by (Name of Entity/Person)	Type of Control (Ownership, Board, Management, Attorney-in-Fact, Influence, Other)	If Control is Ownership Provide Percentage	Ultimate Controlling Entity(ies)/Person(s)	Is an SCA Filing Re-quired? (Yes/No)	*
		00000	84-1756547				Refresh Pennsylvania, LLC	PA	NIA	Physician(s) Owned	Influence	0.000	UnitedHealth Group Incorporated	NO	1
		00000	20-5251393				Reliant Medical Group The Endoscopy Center, LLC	MA	NIA	Reliant Medical Group, Inc.	Ownership	100.000	UnitedHealth Group Incorporated	NO	1
		00000	04-2472266				Reliant Medical Group, Inc.	MA	NIA	Physician(s) Owned	Influence	0.000	UnitedHealth Group Incorporated	NO	1
		00000	82-3745100				Reliant MSO, LLC	DE	NIA	Collaborative Care Holdings, LLC	Ownership	100.000	UnitedHealth Group Incorporated	NO	
		00000	46-0558032				Research Surgical Center LLC	CO	NIA	PPH Holdings, LLC	Ownership	51.000	UnitedHealth Group Incorporated	NO	
		00000	86-2957267				Restore OMH Holdings, Inc.	DE	NIA	Restore OMH Intermediate Holdings, Inc.	Ownership	100.000	UnitedHealth Group Incorporated	NO	
		00000	86-2955057				Restore OMH Intermediate Holdings, Inc.	DE	NIA	OptumHealth Holdings, LLC	Ownership	100.000	UnitedHealth Group Incorporated	NO	
		00000	46-0758315				River Valley ASC, LLC	CT	NIA	SCA-River Valley, LLC	Ownership	59.957	UnitedHealth Group Incorporated	NO	2
		00000	33-0055097				Riverside Community Healthplan Medical Group, Inc.	CA	NIA	NAMM Medical Group Holdings, Inc.	Ownership	100.000	UnitedHealth Group Incorporated	NO	1
		00000	26-2780183				Riverside Corporate Wellness, LLC	WI	NIA	United HealthCare Services, Inc.	Ownership	50.000	UnitedHealth Group Incorporated	NO	
		00000	20-3420379				Riverside Electronic Healthcare Resources, Inc.	CA	NIA	Riverside Community Healthplan Medical Group, Inc.	Ownership	100.000	UnitedHealth Group Incorporated	NO	1
		00000	32-0500242				Riverside Medical Management, LLC	DE	NIA	ProHEALTH Medical Management, LLC	Ownership	100.000	UnitedHealth Group Incorporated	NO	
		00000	83-2735771				Riverside Surgical Center of Meadowlands, LLC	NJ	NIA	SCA-Riverside Partners, LLC	Ownership	73.000	UnitedHealth Group Incorporated	NO	
		00000	83-2722082				Riverside Surgical Center of Newark, LLC	NJ	NIA	SCA-Riverside Partners, LLC	Ownership	99.000	UnitedHealth Group Incorporated	NO	
		00000	83-2722082				Riverside Surgical Center of Newark, LLC	NJ	NIA	Endoscopy Center Affiliates, Inc.	Ownership	1.000	UnitedHealth Group Incorporated	NO	
		00000	86-0857176				Robert B. McBeath, M.D. II, P.C.	NV	NIA	Physician(s) Owned	Influence	0.000	UnitedHealth Group Incorporated	NO	1
		00000	46-2662506				Robert B. McBeath, M.D. III, P.C.	NV	NIA	Robert B. McBeath, M.D. II, P.C.	Ownership	100.000	UnitedHealth Group Incorporated	NO	1
		00000	88-0310956				Robert B. McBeath, M.D., Professional Corporation	NV	NIA	Physician(s) Owned	Influence	0.000	UnitedHealth Group Incorporated	NO	1
		00000	04-3713185				Rockville Eye Surgery Center, LLC	MD	NIA	SCA Palisades Holdings, LLC	Ownership	63.715	UnitedHealth Group Incorporated	NO	
0707	UnitedHealth Group Incorporated	95482	84-0614905				Rocky Mountain Health Maintenance Organization, Incorporated	CO	IA	United HealthCare Services, Inc.	Ownership	100.000	UnitedHealth Group Incorporated	NO	
		00000	37-1832312				Rush Oak Brook Surgery Center, LLC	IL	NIA	SCA Rush Oak Brook Holdings, LLC	Ownership	10.000	UnitedHealth Group Incorporated	NO	2
		00000	88-1570490				RVO Health, LLC	DE	NIA	Solaris JV Holdings, Inc.	Ownership	17.173	UnitedHealth Group Incorporated	NO	
		00000	88-1570490				RVO Health, LLC	DE	NIA	United HealthCare Services, Inc.	Ownership	32.836	UnitedHealth Group Incorporated	NO	
		00000					RX Ricardo Campos Ltda.	BRA	NIA	Esho - Empresa de Serviços Hospitalares S.A.	Ownership	100.000	UnitedHealth Group Incorporated	NO	
		00000	77-0398259				Saad A. Shakir, M.D., Inc.	CA	NIA	Physician(s) Owned	Influence	0.000	UnitedHealth Group Incorporated	NO	1
		00000	83-0521940				Sacred Heart ASC, LLC	FL	NIA	SVHS-SCA Florida JV, LLC	Ownership	61.125	UnitedHealth Group Incorporated	NO	2
		00000					Saden S.A.	CHL	NIA	Clínica Dávila y Servicios Médicos S.p.A.	Ownership	0.077	UnitedHealth Group Incorporated	NO	
		00000					Saden S.A.	CHL	NIA	Banmedica S.A.	Ownership	99.923	UnitedHealth Group Incorporated	NO	
		00000	85-2734753				Salem JV Holdings, LLC	DE	NIA	Surgicare of Salem, LLC	Ownership	51.000	UnitedHealth Group Incorporated	NO	
		00000	74-2462470				Salem Surgery Center, LLC	OR	NIA	Salem JV Holdings, LLC	Ownership	51.000	UnitedHealth Group Incorporated	NO	
		00000	45-2219585				Salveo Specialty Pharmacy, Inc.	DE	NIA	OptumRx Administrative Services, LLC	Ownership	100.000	UnitedHealth Group Incorporated	NO	
		00000					San Bernardino Medical Group, Inc.	CA	NIA	NAMM Medical Group Holdings, Inc.	Ownership	100.000	UnitedHealth Group Incorporated	NO	1
		00000	77-0322251				San Diego Endoscopy Center	CA	NIA	Endoscopy Center Affiliates, Inc.	Ownership	35.000	UnitedHealth Group Incorporated	NO	2
		00000	27-3787593				Sand Lake SurgiCenter, LLC	FL	NIA	SCA-Sand Lake, LLC	Ownership	51.455	UnitedHealth Group Incorporated	NO	
		00000	27-3787593				Sand Lake SurgiCenter, LLC	FL	NIA	SC Affiliates, LLC	Ownership	5.363	UnitedHealth Group Incorporated	NO	
		00000					Santa Helena Assistência Médica S.A.	BRA	NIA	Elual Participações S.A.	Ownership	14.377	UnitedHealth Group Incorporated	NO	
		00000					Santa Helena Assistência Médica S.A.	BRA	NIA	Anil Assistência Médica Internacional S.A.	Ownership	85.623	UnitedHealth Group Incorporated	NO	
		00000					Santos Administração e Participações S.A.	BRA	NIA	Anil Assistência Médica Internacional S.A.	Ownership	100.000	UnitedHealth Group Incorporated	NO	
		00000	85-0666386				Sanvello Behavioral Health Services of New Jersey, P.C.	NJ	NIA	Physician(s) Owned	Influence	0.000	UnitedHealth Group Incorporated	NO	1

ANNUAL STATEMENT FOR THE YEAR 2022 OF THE UnitedHealthcare Plan of the River Valley, Inc.

SCHEDULE Y
PART 1A - DETAIL OF INSURANCE HOLDING COMPANY SYSTEM

1	2	3	4	5	6	7	8	9	10	11	12	13	14	15	16
Group Code	Group Name	NAIC Company Code	ID Number	Federal RSSD	CIK	Name of Securities Exchange if Publicly Traded (U.S. or International)	Names of Parent, Subsidiaries Or Affiliates	Domiciliary Location	Relationship to Reporting Entity	Directly Controlled by (Name of Entity/Person)	Type of Control (Ownership, Board, Management, Attorney-in-Fact, Influence, Other)	If Control is Ownership Provide Percentage	Ultimate Controlling Entity(ies)/Person(s)	Is an SCA Filing Required? (Yes/No)	*
		00000	85-1959641				Sanvello Behavioral Health Services of North Carolina, P.C.	NC	NIA	Physician(s) Owned	Influence	0.000	UnitedHealth Group Incorporated	NO	1
		00000	84-3152209				Sanvello Behavioral Health Services of Texas, P.A.	TX	NIA	Physician(s) Owned	Influence	0.000	UnitedHealth Group Incorporated	NO	1
		00000	84-1754732				Sanvello Behavioral Health Services, P.A.	DE	NIA	Physician(s) Owned	Influence	0.000	UnitedHealth Group Incorporated	NO	1
		00000	83-3057919				Sanvello Health Holdings, LLC	DE	NIA	OptumHealth Holdings, LLC	Ownership	100.000	UnitedHealth Group Incorporated	NO	
		00000	47-1920345				Sanvello Health Inc.	DE	NIA	OptumHealth Holdings, LLC	Ownership	14.750	UnitedHealth Group Incorporated	NO	
		00000	62-1149229				Saris Counseling, LLC	WI	NIA	Refresh Evolve, LLC	Ownership	100.000	UnitedHealth Group Incorporated	NO	1
		00000	88-4253145				SCA AHN JV Holdings II, LLC	DE	NIA	SC Affiliates, LLC	Ownership	51.000	UnitedHealth Group Incorporated	NO	
		00000	86-1452226				SCA AHN JV Holdings, LLC	DE	NIA	SCA ESSC Holdings, LLC	Ownership	51.000	UnitedHealth Group Incorporated	NO	
		00000	92-0080881				SCA Alaska Surgery Center, Inc.	AK	NIA	SC Affiliates, LLC	Ownership	100.000	UnitedHealth Group Incorporated	NO	
		00000	47-5014406				SCA Austin Holdings, LLC	DE	NIA	SC Affiliates, LLC	Ownership	100.000	UnitedHealth Group Incorporated	NO	
		00000	47-5051685				SCA Austin Medical Center Holdings, LLC	DE	NIA	SCA Austin Holdings, LLC	Ownership	100.000	UnitedHealth Group Incorporated	NO	
		00000	87-2651443				SCA Aventura Holdings, LLC	DE	NIA	SC Affiliates, LLC	Ownership	96.078	UnitedHealth Group Incorporated	NO	
		00000	85-2723465				SCA Avon Holdings, LLC	DE	NIA	SC Affiliates, LLC	Ownership	100.000	UnitedHealth Group Incorporated	NO	
		00000	45-4230864				SCA Bloomfield Holdings, LLC	DE	NIA	SC Affiliates, LLC	Ownership	100.000	UnitedHealth Group Incorporated	NO	
		00000	45-4230864				SCA BOSC Holdings, LLC	DE	NIA	SunSurgery, LLC	Ownership	25.000	UnitedHealth Group Incorporated	NO	
		00000	45-4230864				SCA BOSC Holdings, LLC	DE	NIA	Surgery Center Holding, LLC	Ownership	25.000	UnitedHealth Group Incorporated	NO	
		00000	45-4230864				SCA BOSC Holdings, LLC	DE	NIA	National Surgery Centers, LLC	Ownership	25.000	UnitedHealth Group Incorporated	NO	
		00000	45-4230864				SCA BOSC Holdings, LLC	DE	NIA	SC Affiliates, LLC	Ownership	25.000	UnitedHealth Group Incorporated	NO	
		00000	47-5030792				SCA Cedar Park Holdings, LLC	DE	NIA	SCA Austin Holdings, LLC	Ownership	100.000	UnitedHealth Group Incorporated	NO	
		00000	84-4338108				SCA Clifton, LLC	DE	NIA	SC Affiliates, LLC	Ownership	100.000	UnitedHealth Group Incorporated	NO	
		00000	87-2738960				SCA Colorado Springs Holdings, LLC	DE	NIA	SC Affiliates, LLC	Ownership	100.000	UnitedHealth Group Incorporated	NO	
		00000	85-4043847				SCA Cottonwood Holdings, LLC	DE	NIA	SC Affiliates, LLC	Ownership	100.000	UnitedHealth Group Incorporated	NO	
		00000	04-3170801				SCA Danbury Surgical Center, LLC	DE	NIA	SunSurgery, LLC	Ownership	52.068	UnitedHealth Group Incorporated	NO	
		00000	85-2019401				SCA Denver Holdings, LLC	DE	NIA	SC Affiliates, LLC	Ownership	100.000	UnitedHealth Group Incorporated	NO	
		00000	62-1535981				SCA Development, LLC	DE	NIA	SC Affiliates, LLC	Ownership	100.000	UnitedHealth Group Incorporated	NO	
		00000	85-3450755				SCA Duluth Holdings, LLC	DE	NIA	SC Affiliates, LLC	Ownership	100.000	UnitedHealth Group Incorporated	NO	
		00000	86-1889923				SCA Duncanville Holdings, LLC	DE	NIA	SC Affiliates, LLC	Ownership	100.000	UnitedHealth Group Incorporated	NO	
		00000	86-1855507				SCA Duncanville MSO, LLC	TX	NIA	SCA Duncanville Holdings, LLC	Ownership	51.000	UnitedHealth Group Incorporated	NO	
		00000	88-3055298				SCA East Bay Holdings, LLC	DE	NIA	SC Affiliates, LLC	Ownership	100.000	UnitedHealth Group Incorporated	NO	
		00000	92-1363019				SCA eCode Solutions Private Limited	IND	NIA	eCode Solutions, LLC	Ownership	100.000	UnitedHealth Group Incorporated	NO	
		00000	86-3781364				SCA Englewood Health Holdings, LLC	DE	NIA	SC Affiliates, LLC	Ownership	100.000	UnitedHealth Group Incorporated	NO	
		00000	86-3781364				SCA Englewood Holdings, LLC	DE	NIA	SC Affiliates, LLC	Ownership	100.000	UnitedHealth Group Incorporated	NO	
		00000	86-1452517				SCA ESSC Holdings, LLC	DE	NIA	SC Affiliates, LLC	Ownership	100.000	UnitedHealth Group Incorporated	NO	
		00000	85-2064446				SCA Global One Holdings, LLC	DE	NIA	SC Affiliates, LLC	Ownership	100.000	UnitedHealth Group Incorporated	NO	
		00000	85-3472510				SCA Greenway Holdings, LLC	DE	NIA	SC Affiliates, LLC	Ownership	49.000	UnitedHealth Group Incorporated	NO	2
		00000	85-4003008				SCA Grove Creek Holdings, LLC	DE	NIA	SC Affiliates, LLC	Ownership	100.000	UnitedHealth Group Incorporated	NO	
		00000	85-2734387				SCA Guilford Holdings, LLC	DE	NIA	SC Affiliates, LLC	Ownership	100.000	UnitedHealth Group Incorporated	NO	
		00000	47-5064834				SCA Hays Holdings, LLC	DE	NIA	SCA Austin Holdings, LLC	Ownership	100.000	UnitedHealth Group Incorporated	NO	
		00000	88-2843226				SCA Health Anesthesia, LLC	DE	NIA	SC Affiliates, LLC	Ownership	100.000	UnitedHealth Group Incorporated	NO	
		00000	87-2408829				SCA Health Value Enterprise, LLC	DE	NIA	SC Affiliates, LLC	Ownership	100.000	UnitedHealth Group Incorporated	NO	
		00000	88-3477450				SCA Health, LLC	DE	NIA	SC Affiliates, LLC	Ownership	100.000	UnitedHealth Group Incorporated	NO	
		00000	83-2735871				SCA Heartland Holdings, LLC	DE	NIA	SC Affiliates, LLC	Ownership	100.000	UnitedHealth Group Incorporated	NO	
		00000	86-1735298				SCA High Point Holdings, LLC	DE	NIA	SC Affiliates, LLC	Ownership	100.000	UnitedHealth Group Incorporated	NO	
		00000	36-4869243				SCA HoldCo, Inc.	DE	NIA	Collaborative Care Holdings, LLC	Ownership	100.000	UnitedHealth Group Incorporated	NO	
		00000	27-1664837				SCA Holding Company, Inc.	DE	NIA	SCA Surgery Holdings, LLC	Ownership	100.000	UnitedHealth Group Incorporated	NO	
		00000	47-1256943				SCA Holdings, Inc.	CA	NIA	National Surgery Centers, LLC	Ownership	100.000	UnitedHealth Group Incorporated	NO	

ANNUAL STATEMENT FOR THE YEAR 2022 OF THE UnitedHealthcare Plan of the River Valley, Inc.

SCHEDULE Y
PART 1A - DETAIL OF INSURANCE HOLDING COMPANY SYSTEM

1	2	3	4	5	6	7	8	9	10	11	12	13	14	15	16
Group Code	Group Name	NAIC Company Code	ID Number	Federal RSSD	CIK	Name of Securities Exchange if Publicly Traded (U.S. or International)	Names of Parent, Subsidiaries Or Affiliates	Domi-ciliary Location	Relation-ship to Reporting Entity	Directly Controlled by (Name of Entity/Person)	Type of Control (Ownership, Board, Management, Attorney-in-Fact, Influence, Other)	If Control is Ownership Provide Percentage	Ultimate Controlling Entity(ies)/Person(s)	Is an SCA Filing Re-quired? (Yes/No)	*
		00000					SCA Houston Holdings, LLC	DE	NIA	SC Affiliates, LLC	Ownership	100.000	UnitedHealth Group Incorporated	NO	
		00000	92-0627856				SCA HRH Holdings, LLC	DE	NIA	SC Affiliates, LLC	Ownership	100.000	UnitedHealth Group Incorporated	NO	
		00000	45-4240475				SCA IEC Holdings, LLC	DE	NIA	SC Affiliates, LLC	Ownership	25.000	UnitedHealth Group Incorporated	NO	
		00000	45-4240475				SCA IEC Holdings, LLC	DE	NIA	SunSurgery, LLC	Ownership	25.000	UnitedHealth Group Incorporated	NO	
		00000	45-4240475				SCA IEC Holdings, LLC	DE	NIA	Surgery Center Holding, LLC	Ownership	25.000	UnitedHealth Group Incorporated	NO	
		00000	45-4240475				SCA IEC Holdings, LLC	DE	NIA	National Surgery Centers, LLC	Ownership	25.000	UnitedHealth Group Incorporated	NO	
		00000	45-2684108				SCA Indiana Holdings, LLC	DE	NIA	SC Affiliates, LLC	Ownership	25.000	UnitedHealth Group Incorporated	NO	
		00000	45-2684108				SCA Indiana Holdings, LLC	DE	NIA	SunSurgery, LLC	Ownership	25.000	UnitedHealth Group Incorporated	NO	
		00000	45-2684108				SCA Indiana Holdings, LLC	DE	NIA	Surgery Center Holding, LLC	Ownership	25.000	UnitedHealth Group Incorporated	NO	
		00000	45-2684108				SCA Indiana Holdings, LLC	DE	NIA	National Surgery Centers, LLC	Ownership	25.000	UnitedHealth Group Incorporated	NO	
		00000	92-0859684				SCA Louisville, LLC	KY	NIA	SC Affiliates, LLC	Ownership	100.000	UnitedHealth Group Incorporated	NO	
		00000	85-2044403				SCA Lutheran Holdings, LLC	DE	NIA	SC Affiliates, LLC	Ownership	100.000	UnitedHealth Group Incorporated	NO	
		00000	85-3425387				SCA Maple Grove Holdings, LLC	DE	NIA	SC Affiliates, LLC	Ownership	49.000	UnitedHealth Group Incorporated	NO	2
		00000	85-2302375				SCA Mohawk Holdings, LLC	DE	NIA	SC Affiliates, LLC	Ownership	100.000	UnitedHealth Group Incorporated	NO	
		00000	87-3300578				SCA Murrells Inlet, LLC	DE	NIA	SC Affiliates, LLC	Ownership	100.000	UnitedHealth Group Incorporated	NO	
		00000	85-4043674				SCA Northern Utah Holdings, LLC	DE	NIA	SC Affiliates, LLC	Ownership	100.000	UnitedHealth Group Incorporated	NO	
		00000	85-2527319				SCA Northwest Holdings, LLC	DE	NIA	SC Affiliates, LLC	Ownership	100.000	UnitedHealth Group Incorporated	NO	
		00000	85-2065454				SCA Outside New Jersey, LLC	DE	NIA	SC Affiliates, LLC	Ownership	100.000	UnitedHealth Group Incorporated	NO	
		00000	27-1707364				SCA Pacific Holdings, Inc.	CA	NIA	SC Affiliates, LLC	Ownership	100.000	UnitedHealth Group Incorporated	NO	
		00000	87-2926385				SCA Pacific Surgery Holdings, LLC	DE	NIA	SC Affiliates, LLC	Ownership	100.000	UnitedHealth Group Incorporated	NO	
		00000	85-1370857				SCA Palisades Holdings, LLC	DE	NIA	SC Affiliates, LLC	Ownership	100.000	UnitedHealth Group Incorporated	NO	
		00000	46-1686425				SCA Pennsylvania Holdings, LLC	DE	NIA	Surgery Center Holding, LLC	Ownership	100.000	UnitedHealth Group Incorporated	NO	
		00000	85-0817999				SCA Pinnacle Holdings, LLC	DE	NIA	SC Affiliates, LLC	Ownership	100.000	UnitedHealth Group Incorporated	NO	
		00000					SCA Premier Surgery Center of Louisville, LLC	DE	NIA	SC Affiliates, LLC	Ownership	100.000	UnitedHealth Group Incorporated	NO	
		00000	72-1386840					DE	NIA	SC Affiliates, LLC	Ownership	100.000	UnitedHealth Group Incorporated	NO	
		00000					SCA Providence Holdings, LLC	DE	NIA	SC Affiliates, LLC	Ownership	100.000	UnitedHealth Group Incorporated	NO	
		00000	81-5211225				SCA Rockledge JV, LLC	DE	NIA	SCA-Merritt, LLC	Ownership	91.874	UnitedHealth Group Incorporated	NO	
		00000	81-5211225				SCA Rockledge JV, LLC	DE	NIA	Endoscopy Center Affiliates, Inc.	Ownership	1.000	UnitedHealth Group Incorporated	NO	
		00000	45-4252645				SCA ROCS Holdings, LLC	DE	NIA	SC Affiliates, LLC	Ownership	25.000	UnitedHealth Group Incorporated	NO	
		00000	45-4252645				SCA ROCS Holdings, LLC	DE	NIA	SunSurgery, LLC	Ownership	25.000	UnitedHealth Group Incorporated	NO	
		00000	45-4252645				SCA ROCS Holdings, LLC	DE	NIA	Surgery Center Holding, LLC	Ownership	25.000	UnitedHealth Group Incorporated	NO	
		00000	45-4252645				SCA ROCS Holdings, LLC	DE	NIA	National Surgery Centers, LLC	Ownership	25.000	UnitedHealth Group Incorporated	NO	
		00000	87-4302841				SCA Rush Oak Brook Holdings, LLC	DE	NIA	SC Affiliates, LLC	Ownership	100.000	UnitedHealth Group Incorporated	NO	
		00000	84-3689385				SCA Sage Medical MSO, LLC	DE	NIA	SCA Sage Medical, LLC	Ownership	26.000	UnitedHealth Group Incorporated	NO	2
		00000	84-3673924				SCA Sage Medical, LLC	DE	NIA	SC Affiliates, LLC	Ownership	100.000	UnitedHealth Group Incorporated	NO	
		00000	85-2811475				SCA San Diego Holdings, LLC	DE	NIA	SCA-San Diego, Inc.	Ownership	100.000	UnitedHealth Group Incorporated	NO	
		00000	85-2235871				SCA Skyway Holdings, LLC	DE	NIA	SC Affiliates, LLC	Ownership	100.000	UnitedHealth Group Incorporated	NO	
		00000	85-4002809				SCA South Ogden Holdings, LLC	DE	NIA	SC Affiliates, LLC	Ownership	100.000	UnitedHealth Group Incorporated	NO	
		00000	88-1497980				SCA Southwest Fort Wayne Holdings, LLC	DE	NIA	SC Affiliates, LLC	Ownership	25.000	UnitedHealth Group Incorporated	NO	
		00000	88-1497980				SCA Southwest Fort Wayne Holdings, LLC	DE	NIA	SunSurgery, LLC	Ownership	25.000	UnitedHealth Group Incorporated	NO	
		00000	88-1497980				SCA Southwest Fort Wayne Holdings, LLC	DE	NIA	Surgery Center Holding, LLC	Ownership	25.000	UnitedHealth Group Incorporated	NO	
		00000	88-1497980				SCA Southwest Fort Wayne Holdings, LLC	DE	NIA	National Surgery Centers, LLC	Ownership	25.000	UnitedHealth Group Incorporated	NO	
		00000	47-4928368				SCA Southwestern PA, LLC	DE	NIA	SC Affiliates, LLC	Ownership	100.000	UnitedHealth Group Incorporated	NO	
		00000	47-3165040				SCA Specialists of Florida, LLC	DE	NIA	SCA Surgery Holdings, LLC	Ownership	100.000	UnitedHealth Group Incorporated	NO	
		00000	85-2786147				SCA Specialty Holdings of Connecticut, LLC	DE	NIA	SC Affiliates, LLC	Ownership	100.000	UnitedHealth Group Incorporated	NO	
		00000	45-4266502				SCA SSSC Holdings, LLC	DE	NIA	SC Affiliates, LLC	Ownership	25.000	UnitedHealth Group Incorporated	NO	
		00000	45-4266502				SCA SSSC Holdings, LLC	DE	NIA	SunSurgery, LLC	Ownership	25.000	UnitedHealth Group Incorporated	NO	
		00000	45-4266502				SCA SSSC Holdings, LLC	DE	NIA	Surgery Center Holding, LLC	Ownership	25.000	UnitedHealth Group Incorporated	NO	
		00000	45-4266502				SCA SSSC Holdings, LLC	DE	NIA	National Surgery Centers, LLC	Ownership	25.000	UnitedHealth Group Incorporated	NO	

ANNUAL STATEMENT FOR THE YEAR 2022 OF THE UnitedHealthcare Plan of the River Valley, Inc.

SCHEDULE Y
PART 1A - DETAIL OF INSURANCE HOLDING COMPANY SYSTEM

1	2	3	4	5	6	7	8	9	10	11	12	13	14	15	16
Group Code	Group Name	NAIC Company Code	ID Number	Federal RSSD	CIK	Name of Securities Exchange if Publicly Traded (U.S. or International)	Names of Parent, Subsidiaries Or Affiliates	Domiciliary Location	Relationship to Reporting Entity	Directly Controlled by (Name of Entity/Person)	Type of Control (Ownership, Board, Management, Attorney-in-Fact, Influence, Other)	If Control is Ownership Provide Percentage	Ultimate Controlling Entity(ies)/Person(s)	Is an SCA Filing Required? (Yes/No)	*
		00000	47-5038680				SCA Stonegate Holdings, LLC	DE	NIA	SCA Austin Holdings, LLC	Ownership	100.000	UnitedHealth Group Incorporated	NO	
		00000	26-2602268				SCA Surgery Holdings, LLC	DE	NIA	Surgical Care Affiliates, LLC	Ownership	100.000	UnitedHealth Group Incorporated	NO	
		00000	75-2501088				SCA Surgicare of Laguna Hills, LLC	DE	NIA	Surgery Center Holding, LLC	Ownership	100.000	UnitedHealth Group Incorporated	NO	
		00000	92-1306353				SCA Total Holdings, LLC	DE	NIA	SC Affiliates, LLC	Ownership	100.000	UnitedHealth Group Incorporated	NO	
		00000	85-3263993				SCA West Health Holdings, LLC	DE	NIA	SC Affiliates, LLC	Ownership	100.000	UnitedHealth Group Incorporated	NO	
		00000	85-4150186				SCA Westgreen Holdings, LLC	DE	NIA	SC Affiliates, LLC	Ownership	68.628	UnitedHealth Group Incorporated	NO	
		00000	85-3491574				SCA Woodbury Holdings, LLC	DE	NIA	SC Affiliates, LLC	Ownership	49.000	UnitedHealth Group Incorporated	NO	2
		00000	74-2555097				SCA-Albuquerque Surgery Properties, Inc.	NM	NIA	SC Affiliates, LLC	Ownership	100.000	UnitedHealth Group Incorporated	NO	
		00000	47-1807383				SCA-Alliance, LLC	DE	NIA	SCA Surgery Holdings, LLC	Ownership	51.000	UnitedHealth Group Incorporated	NO	
		00000	82-4763869				SCA-Anne Arundel, LLC	DE	NIA	SC Affiliates, LLC	Ownership	100.000	UnitedHealth Group Incorporated	NO	
		00000	83-2703057				SCA-AppleCare Partners, LLC	DE	NIA	SCA-Downey, LLC	Ownership	73.684	UnitedHealth Group Incorporated	NO	
		00000	82-3857984				SCA-Bethesda, LLC	DE	NIA	SC Affiliates, LLC	Ownership	52.254	UnitedHealth Group Incorporated	NO	
		00000	82-1530120				SCA-Blue Ridge, LLC	DE	NIA	SC Affiliates, LLC	Ownership	100.000	UnitedHealth Group Incorporated	NO	
		00000	83-1529292				SCA-Bonita Springs, LLC	DE	NIA	SC Affiliates, LLC	Ownership	83.333	UnitedHealth Group Incorporated	NO	
		00000	82-1980137				SCA-Brandon, LLC	DE	NIA	SC Affiliates, LLC	Ownership	100.000	UnitedHealth Group Incorporated	NO	
		00000	88-4163925				SCA-Carlsbad Holdings, LLC	DE	NIA	SC Affiliates, LLC	Ownership	100.000	UnitedHealth Group Incorporated	NO	
		00000	83-1094012				SCA-Castle Rock, LLC	DE	NIA	SC Affiliates, LLC	Ownership	68.736	UnitedHealth Group Incorporated	NO	
		00000	47-1535510				SCA-Central Florida, LLC	DE	NIA	SC Affiliates, LLC	Ownership	31.370	UnitedHealth Group Incorporated	NO	2
		00000	58-1709758				SCA-Charleston, LLC	DE	NIA	SCA Surgery Holdings, LLC	Ownership	100.000	UnitedHealth Group Incorporated	NO	
		00000	82-4511713				SCA-Chatham, LLC	DE	NIA	SC Affiliates, LLC	Ownership	100.000	UnitedHealth Group Incorporated	NO	
		00000	81-3301058				SCA-Chevy Chase, LLC	DE	NIA	SC Affiliates, LLC	Ownership	100.000	UnitedHealth Group Incorporated	NO	
		00000	62-1516306				SCA-Citrus, LLC	TN	NIA	SC Affiliates, LLC	Ownership	100.000	UnitedHealth Group Incorporated	NO	
		00000	83-1541326				SCA-Colonial Partners, LLC	DE	NIA	SCA-Ft. Myers, LLC	Ownership	69.698	UnitedHealth Group Incorporated	NO	
		00000	93-1047471				SCA-Colorado Springs, LLC	DE	NIA	SC Affiliates, LLC	Ownership	100.000	UnitedHealth Group Incorporated	NO	
		00000	83-1585952				SCA-Connecticut Partners, LLC	DE	NIA	SunSurgery, LLC	Ownership	29.410	UnitedHealth Group Incorporated	NO	2
		00000	47-4028383				SCA-Davenport, LLC	DE	NIA	SC Affiliates, LLC	Ownership	100.000	UnitedHealth Group Incorporated	NO	
		00000	84-2003112				SCA-Denver Physicians Holdings, LLC	DE	NIA	SCA-Denver, LLC	Ownership	51.000	UnitedHealth Group Incorporated	NO	
		00000	84-2997638				SCA-Denver, LLC	DE	NIA	SC Affiliates, LLC	Ownership	100.000	UnitedHealth Group Incorporated	NO	
		00000	82-1470227				SCA-Derry, LLC	DE	NIA	SC Affiliates, LLC	Ownership	78.873	UnitedHealth Group Incorporated	NO	
		00000	81-3734814				SCA-Doral, LLC	DE	NIA	SC Affiliates, LLC	Ownership	98.007	UnitedHealth Group Incorporated	NO	
		00000	83-3055579				SCA-Downey, LLC	DE	NIA	SC Affiliates, LLC	Ownership	100.000	UnitedHealth Group Incorporated	NO	
		00000	83-1093886				SCA-Dry Creek, LLC	DE	NIA	SC Affiliates, LLC	Ownership	100.000	UnitedHealth Group Incorporated	NO	
		00000	81-1594261				SCA-Dublin, LLC	DE	NIA	SC Affiliates, LLC	Ownership	100.000	UnitedHealth Group Incorporated	NO	
		00000	81-3301305				SCA-Encinitas, Inc.	DE	NIA	Surgical Health, LLC	Ownership	100.000	UnitedHealth Group Incorporated	NO	
		00000	62-1541235				SCA-Eugene, LLC	TN	NIA	SC Affiliates, LLC	Ownership	100.000	UnitedHealth Group Incorporated	NO	
		00000	83-2805878				SCA-First Coast, LLC	DE	NIA	SC Affiliates, LLC	Ownership	100.000	UnitedHealth Group Incorporated	NO	
		00000	62-1551099				SCA-Florence, LLC	DE	NIA	SC Affiliates, LLC	Ownership	100.000	UnitedHealth Group Incorporated	NO	
		00000	93-1067967				SCA-Fort Collins, Inc.	CO	NIA	SC Affiliates, LLC	Ownership	100.000	UnitedHealth Group Incorporated	NO	
		00000	62-1502719				SCA-Fort Walton, Inc.	TN	NIA	SC Affiliates, LLC	Ownership	100.000	UnitedHealth Group Incorporated	NO	
		00000	47-3641516				SCA-Franklin, LLC	DE	NIA	SC Affiliates, LLC	Ownership	100.000	UnitedHealth Group Incorporated	NO	
		00000	81-2727879				SCA-Frederick, LLC	DE	NIA	SC Affiliates, LLC	Ownership	100.000	UnitedHealth Group Incorporated	NO	
		00000	82-3535257				SCA-Freeway Holdings, LLC	DE	NIA	SC Affiliates, LLC	Ownership	100.000	UnitedHealth Group Incorporated	NO	
		00000	36-4907566				SCA-Ft. Myers, LLC	DE	NIA	SC Affiliates, LLC	Ownership	100.000	UnitedHealth Group Incorporated	NO	
		00000	62-1547690				SCA-Gainesville, LLC	DE	NIA	SC Affiliates, LLC	Ownership	100.000	UnitedHealth Group Incorporated	NO	
		00000	81-1956407				SCA-Gladiolus, LLC	DE	NIA	SC Affiliates, LLC	Ownership	95.371	UnitedHealth Group Incorporated	NO	
		00000	83-4156034				SCA-Glenwood Holdings, LLC	DE	NIA	Glenwood-SC, LLC	Ownership	72.396	UnitedHealth Group Incorporated	NO	
		00000	82-1438326				SCA-Grants Pass, LLC	DE	NIA	SC Affiliates, LLC	Ownership	100.000	UnitedHealth Group Incorporated	NO	
		00000	81-2376695				SCA-Grove Place, LLC	DE	NIA	SC Affiliates, LLC	Ownership	69.833	UnitedHealth Group Incorporated	NO	
		00000	47-3466283				SCA-Hagerstown, LLC	DE	NIA	SC Affiliates, LLC	Ownership	100.000	UnitedHealth Group Incorporated	NO	

ANNUAL STATEMENT FOR THE YEAR 2022 OF THE UnitedHealthcare Plan of the River Valley, Inc.

SCHEDULE Y
PART 1A - DETAIL OF INSURANCE HOLDING COMPANY SYSTEM

1	2	3	4	5	6	7	8	9	10	11	12	13	14	15	16
Group Code	Group Name	NAIC Company Code	ID Number	Federal RSSD	CIK	Name of Securities Exchange if Publicly Traded (U.S. or International)	Names of Parent, Subsidiaries Or Affiliates	Domiciliary Location	Relationship to Reporting Entity	Directly Controlled by (Name of Entity/Person)	Type of Control (Ownership, Board, Management, Attorney-in-Fact, Influence, Other)	If Control is Ownership Provide Percentage	Ultimate Controlling Entity(ies)/Person(s)	Is an SCA Filing Required? (Yes/No)	*
		00000	47-5229514				SCA-Hilton Head, LLC	DE	NIA	SCA Affiliates, LLC	Ownership	100.000	UnitedHealth Group Incorporated	NO	
		00000	81-3445356				SCA-Houston Executive, LLC	DE	NIA	SCA Affiliates, LLC	Ownership	100.000	UnitedHealth Group Incorporated	NO	
		00000	81-1666861				SCA-Illinois, LLC	DE	NIA	SCA Surgery Holdings, LLC	Ownership	100.000	UnitedHealth Group Incorporated	NO	
		00000	47-3930052				SCA-IT Holdings, LLC	DE	NIA	SCA Affiliates, LLC	Ownership	100.000	UnitedHealth Group Incorporated	NO	
		00000	83-3090526				SCA-JPM Holdings, LLC	DE	NIA	SCA Affiliates, LLC	Ownership	100.000	UnitedHealth Group Incorporated	NO	
		00000	83-1102109				SCA-Kissing Camels Holdings, LLC	DE	NIA	SCA Surgery Holdings, LLC	Ownership	100.000	UnitedHealth Group Incorporated	NO	
		00000	81-4292506				SCA-Main Street, LLC	DE	NIA	SCA Affiliates, LLC	Ownership	29.575	UnitedHealth Group Incorporated	NO	2
		00000	47-1751165				SCA-Marina del Rey, LLC	CA	NIA	SCA Affiliates, LLC	Ownership	100.000	UnitedHealth Group Incorporated	NO	
		00000	81-1367813				SCA-MC VBP, Inc.	DE	NIA	SCA Affiliates, LLC	Ownership	100.000	UnitedHealth Group Incorporated	NO	
		00000	62-1184188				SCA-Mecklenburg Development Corp.	NC	NIA	SCA Affiliates, LLC	Ownership	100.000	UnitedHealth Group Incorporated	NO	
		00000	81-4616104				SCA-Memorial City, LLC	DE	NIA	SCA Affiliates, LLC	Ownership	100.000	UnitedHealth Group Incorporated	NO	
		00000	83-3709010				SCA-Memorial, LLC	DE	NIA	SCA Affiliates, LLC	Ownership	100.000	UnitedHealth Group Incorporated	NO	
		00000	81-1771410				SCA-Merritt, LLC	DE	NIA	SCA Affiliates, LLC	Ownership	100.000	UnitedHealth Group Incorporated	NO	
		00000	82-2455773				SCA-Midlands, LLC	DE	NIA	SCA Affiliates, LLC	Ownership	100.000	UnitedHealth Group Incorporated	NO	
		00000	81-2976543				SCA-Midway Management, LLC	IL	NIA	SCA Affiliates, LLC	Ownership	100.000	UnitedHealth Group Incorporated	NO	
		00000	80-0070617				SCA-Mobile, LLC	DE	NIA	SCA Affiliates, LLC	Ownership	100.000	UnitedHealth Group Incorporated	NO	
		00000	81-1065674				SCA-Mokena, LLC	DE	NIA	SCA Affiliates, LLC	Ownership	100.000	UnitedHealth Group Incorporated	NO	
		00000					SCA-Morris Avenue, LLC	DE	NIA	SCA Affiliates, LLC	Ownership	100.000	UnitedHealth Group Incorporated	NO	
		00000	84-4936803				SCA-Morris County, LLC	DE	NIA	SCA Affiliates, LLC	Ownership	100.000	UnitedHealth Group Incorporated	NO	
		00000	62-1506655				SCA-Mt. Pleasant, LLC	DE	NIA	SCA Affiliates, LLC	Ownership	100.000	UnitedHealth Group Incorporated	NO	
		00000	81-2850365				SCA-Naperville, LLC	DE	NIA	SCA Affiliates, LLC	Ownership	100.000	UnitedHealth Group Incorporated	NO	
		00000	82-3002171				SCA-Naples, LLC	DE	NIA	SCA Affiliates, LLC	Ownership	99.020	UnitedHealth Group Incorporated	NO	
		00000	47-4418919				SCA-New Jersey, LLC	DE	NIA	SCA Affiliates, LLC	Ownership	100.000	UnitedHealth Group Incorporated	NO	
		00000	47-1760663				SCA-Newport Beach, LLC	CA	NIA	SCA Affiliates, LLC	Ownership	100.000	UnitedHealth Group Incorporated	NO	
		00000	81-3445510				SCA-Palm Beach MSO Holdings, LLC	DE	NIA	SunSurgery, LLC	Ownership	100.000	UnitedHealth Group Incorporated	NO	
		00000	82-3050836				SCA-Palm Beach, LLC	DE	NIA	SCA Affiliates, LLC	Ownership	100.000	UnitedHealth Group Incorporated	NO	
		00000	84-3367495				SCA-Panama City Holdings, LLC	DE	NIA	SCA Affiliates, LLC	Ownership	100.000	UnitedHealth Group Incorporated	NO	
		00000	62-1538850				SCA-Paoli, LLC	DE	NIA	SCA Affiliates, LLC	Ownership	100.000	UnitedHealth Group Incorporated	NO	
		00000	47-2785908				SCA-Phoenix, LLC	DE	NIA	SCA Affiliates, LLC	Ownership	100.000	UnitedHealth Group Incorporated	NO	
		00000	47-1620189				SCA-Pocono, LLC	DE	NIA	SCA Affiliates, LLC	Ownership	100.000	UnitedHealth Group Incorporated	NO	
		00000	81-4139195				SCA-Portland, LLC	DE	NIA	SCA Affiliates, LLC	Ownership	100.000	UnitedHealth Group Incorporated	NO	
		00000	83-4121074				SCA-Practice Partners Holdings, LLC	DE	NIA	SCA Affiliates, LLC	Ownership	100.000	UnitedHealth Group Incorporated	NO	
		00000	81-4304317				SCA-River Valley, LLC	DE	NIA	SCA Affiliates, LLC	Ownership	29.410	UnitedHealth Group Incorporated	NO	2
		00000	83-2111732				SCA-Riverside Partners, LLC	DE	NIA	SCA-Riverside, LLC	Ownership	51.000	UnitedHealth Group Incorporated	NO	
		00000	83-2721919				SCA-Riverside, LLC	DE	NIA	SCA Affiliates, LLC	Ownership	100.000	UnitedHealth Group Incorporated	NO	
		00000	47-1647512				SCA-Rockville, LLC	DE	NIA	SCA Affiliates, LLC	Ownership	100.000	UnitedHealth Group Incorporated	NO	
		00000	85-0563422				SCA-Sacred Heart Holdings, LLC	DE	NIA	SCA Affiliates, LLC	Ownership	100.000	UnitedHealth Group Incorporated	NO	
		00000	81-2963561				SCA-San Diego, Inc.	DE	NIA	Surgical Health, LLC	Ownership	100.000	UnitedHealth Group Incorporated	NO	
		00000	94-3138088				SCA-San Luis Obispo, LLC	DE	NIA	SCA Affiliates, LLC	Ownership	100.000	UnitedHealth Group Incorporated	NO	
		00000	47-1685878				SCA-Sand Lake, LLC	DE	NIA	SCA Affiliates, LLC	Ownership	83.481	UnitedHealth Group Incorporated	NO	
		00000	88-0185362				SCA-Santa Rosa, Inc.	NV	NIA	SCA Affiliates, LLC	Ownership	100.000	UnitedHealth Group Incorporated	NO	
		00000	92-1630156				SCA-Seattle, LLC	DE	NIA	SCA Affiliates, LLC	Ownership	100.000	UnitedHealth Group Incorporated	NO	
		00000	81-3300613				SCA-Somerset, LLC	DE	NIA	SCA Surgery Holdings, LLC	Ownership	100.000	UnitedHealth Group Incorporated	NO	
		00000	22-3117714				SCA-South Jersey, LLC	DE	NIA	Virtua-SCA Holdings, LLC	Ownership	100.000	UnitedHealth Group Incorporated	NO	2
		00000	47-2676325				SCA-Sparta, LLC	DE	NIA	SCA Affiliates, LLC	Ownership	100.000	UnitedHealth Group Incorporated	NO	
		00000	82-4499088				SCA-Spartanburg Holdings, LLC	DE	NIA	SCA Affiliates, LLC	Ownership	100.000	UnitedHealth Group Incorporated	NO	
		00000	88-1844951				SCA-St. Cloud Holdings, LLC	DE	NIA	SCA Affiliates, LLC	Ownership	100.000	UnitedHealth Group Incorporated	NO	
		00000	84-4677051				SCA-St. Louis Holdings, LLC	DE	NIA	SCA Affiliates, LLC	Ownership	100.000	UnitedHealth Group Incorporated	NO	
		00000	47-4106989				SCA-St. Louis, LLC	DE	NIA	Surgical Health, LLC	Ownership	100.000	UnitedHealth Group Incorporated	NO	

ANNUAL STATEMENT FOR THE YEAR 2022 OF THE UnitedHealthcare Plan of the River Valley, Inc.

SCHEDULE Y
PART 1A - DETAIL OF INSURANCE HOLDING COMPANY SYSTEM

1	2	3	4	5	6	7	8	9	10	11	12	13	14	15	16
Group Code	Group Name	NAIC Company Code	ID Number	Federal RSSD	CIK	Name of Securities Exchange if Publicly Traded (U.S. or International)	Names of Parent, Subsidiaries Or Affiliates	Domi-ciliary Location	Relation-ship to Reporting Entity	Directly Controlled by (Name of Entity/Person)	Type of Control (Ownership, Board, Management, Attorney-in-Fact, Influence, Other)	If Control is Ownership Provide Percentage	Ultimate Controlling Entity(ies)/Person(s)	Is an SCA Filing Re-quired? (Yes/No)	*
		00000	82-3270591				SCA-St. Lucie, LLC	DE	NIA	SC Affiliates, LLC	Ownership	100.000	UnitedHealth Group Incorporated	NO	
		00000	81-4371453				SCA-Surgicare, LLC	DE	NIA	SC Affiliates, LLC	Ownership	100.000	UnitedHealth Group Incorporated	NO	
		00000	81-2455241				SCA-SwiftPath, LLC	DE	NIA	SC Affiliates, LLC	Ownership	100.000	UnitedHealth Group Incorporated	NO	
		00000	82-1987225				SCA-Verta, LLC	DE	NIA	SC Affiliates, LLC	Ownership	100.000	UnitedHealth Group Incorporated	NO	
		00000	85-1998338				SCA-VLR Holdings Company, LLC	DE	NIA	SCA Denver Holdings, LLC	Ownership	51.000	UnitedHealth Group Incorporated	NO	
		00000	82-2294882				SCA-Wake Forest, LLC	DE	NIA	SC Affiliates, LLC	Ownership	100.000	UnitedHealth Group Incorporated	NO	
		00000	82-1449412				SCA-Western Connecticut, LLC	DE	NIA	SC Affiliates, LLC	Ownership	67.000	UnitedHealth Group Incorporated	NO	
		00000	82-3689825				SCA-Westover Hills, LLC	DE	NIA	SC Affiliates, LLC	Ownership	100.000	UnitedHealth Group Incorporated	NO	
		00000	81-1159878				SCA-Winchester, LLC	DE	NIA	SC Affiliates, LLC	Ownership	100.000	UnitedHealth Group Incorporated	NO	
		00000	82-1525777				SCA-Winter Park, Inc.	TN	NIA	SC Affiliates, LLC	Ownership	100.000	UnitedHealth Group Incorporated	NO	
		00000	82-3528300				SCA-Woodlands Holdings, LLC	DE	NIA	SC Affiliates, LLC	Ownership	100.000	UnitedHealth Group Incorporated	NO	
		00000	81-4905342				SCAI Holdings, LLC	DE	NIA	SCA HoldCo, Inc.	Ownership	100.000	UnitedHealth Group Incorporated	NO	
		00000					Scanner Centromed S.A.	CHL	NIA	Administradora Médica Centromed S.A.	Ownership	85.000	UnitedHealth Group Incorporated	NO	
		00000	85-2316290				SCLS-SCA Holdings, LLC	DE	NIA	SCA Lutheran Holdings, LLC	Ownership	51.000	UnitedHealth Group Incorporated	NO	
		00000	27-2635371				SCP Specialty Infusion, LLC	DE	NIA	Optum Infusion Services 500, Inc.	Ownership	100.000	UnitedHealth Group Incorporated	NO	
		00000	22-3660141				Seashore Surgical Institute, L.L.C.	NJ	NIA	Virtua-SCA Holdings, LLC	Ownership	51.000	UnitedHealth Group Incorporated	NO	2
		00000	46-3238571				Seattle Psychology, P.L.L.C.	WA	NIA	Physician(s) Owned	Influence	0.000	UnitedHealth Group Incorporated	NO	1
		00000	46-3038066				SecureMD Management, LLC	CO	NIA	Physicians Endoscopy, L.L.C.	Ownership	100.000	UnitedHealth Group Incorporated	NO	
		00000	46-3057015				SecureMD Professionals - California, PC	CA	NIA	Physician(s) Owned	Influence	0.000	UnitedHealth Group Incorporated	NO	1
		00000	98-1202716				Seisa Serviços Integrados de Saúde Ltda.	BRA	NIA	Cemed Care - Empresa de Atendimento Clínico Geral Ltda.	Ownership	0.000	UnitedHealth Group Incorporated	NO	
		00000	98-1202716				Seisa Serviços Integrados de Saúde Ltda.	BRA	NIA	Amil Assistência Médica Internacional S.A.	Ownership	100.000	UnitedHealth Group Incorporated	NO	
		00000	86-0739432				Senior Benefits, L.L.C.	AZ	NIA	USHEALTH Advisors, LLC	Ownership	100.000	UnitedHealth Group Incorporated	NO	
		00000	88-1691956				Senior Care Network of Connecticut, LLC	DE	NIA	Optum Care Networks, Inc.	Ownership	51.000	UnitedHealth Group Incorporated	NO	
		00000	45-3802527				Serenity Family and Psychological Counseling Center, P.C.	CA	NIA	Physician(s) Owned	Influence	0.000	UnitedHealth Group Incorporated	NO	1
		00000	27-1533951				Serquinox Holdings LLC	DE	NIA	Optum Infusion Services 500, Inc.	Ownership	100.000	UnitedHealth Group Incorporated	NO	
		00000					Servicios de Entrenamiento en Competencias Clínicas SpA	CHL	NIA	Sociedad de Inversiones Santa María SpA	Ownership	1.000	UnitedHealth Group Incorporated	NO	
		00000					Servicios de Entrenamiento en Competencias Clínicas SpA	CHL	NIA	Clínica Santa María S.p.A.	Ownership	99.000	UnitedHealth Group Incorporated	NO	
		00000					Servicios Integrados de Salud Ltda.	CHL	NIA	Clínica Santa María S.p.A.	Ownership	0.100	UnitedHealth Group Incorporated	NO	
		00000					Servicios Integrados de Salud Ltda.	CHL	NIA	Clínica Dávila y Servicios Médicos S.p.A.	Ownership	99.900	UnitedHealth Group Incorporated	NO	
		00000					Servicios Médicos Amed Quilpué S.A.	CHL	NIA	Laboratorios Médicos Amed Quilpué S.A.	Ownership	0.100	UnitedHealth Group Incorporated	NO	
		00000					Servicios Médicos Amed Quilpué S.A.	CHL	NIA	Centromed Quilpué S.A.	Ownership	99.900	UnitedHealth Group Incorporated	NO	
		00000					Servicios Médicos Bio Bio Ltda.	CHL	NIA	Saden S.A.	Ownership	1.000	UnitedHealth Group Incorporated	NO	
		00000					Servicios Médicos Bio Bio Ltda.	CHL	NIA	Clínica Bio Bio SpA	Ownership	99.000	UnitedHealth Group Incorporated	NO	
		00000					Servicios Médicos Ciudad del Mar Ltda.	CHL	NIA	Saden S.A.	Ownership	1.000	UnitedHealth Group Incorporated	NO	
		00000					Servicios Médicos Ciudad del Mar Ltda.	CHL	NIA	Clínica Ciudad del Mar S.A.	Ownership	99.000	UnitedHealth Group Incorporated	NO	
		00000					Servicios Médicos Santa María Ltda.	CHL	NIA	Sociedad de Inversiones Santa María SpA	Ownership	99.000	UnitedHealth Group Incorporated	NO	
		00000					Servicios Médicos Santa María Ltda.	CHL	NIA	Clínica Santa María S.p.A.	Ownership	1.000	UnitedHealth Group Incorporated	NO	
		00000					Servicios Médicos Vespucio Ltda.	CHL	NIA	Saden S.A.	Ownership	1.000	UnitedHealth Group Incorporated	NO	
		00000					Servicios Médicos Vespucio Ltda.	CHL	NIA	Clínica Vespucio S.A.	Ownership	99.000	UnitedHealth Group Incorporated	NO	
		00000	87-3142148				Shark Holdings, P.C.	CA	NIA	Physician(s) Owned	Influence	0.000	UnitedHealth Group Incorporated	NO	1
		00000	58-1978974				SHC Atlanta, LLC	DE	NIA	Surgical Health, LLC	Ownership	100.000	UnitedHealth Group Incorporated	NO	
		00000	58-2013443				SHC Austin, Inc.	GA	NIA	Surgical Health, LLC	Ownership	100.000	UnitedHealth Group Incorporated	NO	
		00000	58-2062812				SHC Hawthorn, Inc.	GA	NIA	Surgical Health, LLC	Ownership	100.000	UnitedHealth Group Incorporated	NO	
		00000	58-2101924				SHC Melbourne, Inc.	GA	NIA	Surgical Health, LLC	Ownership	100.000	UnitedHealth Group Incorporated	NO	
		00000	47-5082677				Sherman Counseling Management, S.C.	WI	NIA	Physician(s) Owned	Influence	0.000	UnitedHealth Group Incorporated	NO	1

ANNUAL STATEMENT FOR THE YEAR 2022 OF THE UnitedHealthcare Plan of the River Valley, Inc.

SCHEDULE Y
PART 1A - DETAIL OF INSURANCE HOLDING COMPANY SYSTEM

1	2	3	4	5	6	7	8	9	10	11	12	13	14	15	16
Group Code	Group Name	NAIC Company Code	ID Number	Federal RSSD	CIK	Name of Securities Exchange if Publicly Traded (U.S. or International)	Names of Parent, Subsidiaries Or Affiliates	Domi-ciliary Location	Relation-ship to Reporting Entity	Directly Controlled by (Name of Entity/Person)	Type of Control (Ownership, Board, Management, Attorney-in-Fact, Influence, Other)	If Control is Ownership Provide Percentage	Ultimate Controlling Entity(ies)/Person(s)	Is an SCA Filing Re-quired? (Yes/No)	*
		00000	82-3922528				Sierra Dental Plan, Inc.	CA	NIA	MCNA Health Care Holdings, LLC	Ownership	100.000	UnitedHealth Group Incorporated	NO	
.0707	UnitedHealth Group Incorporated	71420	94-0734860				Sierra Health and Life Insurance Company, Inc.	NV	IA	Sierra Health Services, Inc.	Ownership	100.000	UnitedHealth Group Incorporated	NO	
		00000	88-0200415				Sierra Health Services, Inc.	NV	NIA	UnitedHealthcare, Inc.	Ownership	100.000	UnitedHealth Group Incorporated	NO	
		00000	88-0254322				Sierra Health-Care Options, Inc.	NV	NIA	Sierra Health Services, Inc.	Ownership	100.000	UnitedHealth Group Incorporated	NO	
		00000	88-0385705				Sierra Home Medical Products, Inc.	NV	NIA	Sierra Health Services, Inc.	Ownership	100.000	UnitedHealth Group Incorporated	NO	
		00000	88-0264562				Sierra Nevada Administrators, Inc.	NV	NIA	Sierra Health Services, Inc.	Ownership	100.000	UnitedHealth Group Incorporated	NO	
		00000	81-3200297				Silicon Valley TMS of Monterey Bay, GP	CA	NIA	Saad A. Shakir, M.D., Inc.	Ownership	100.000	UnitedHealth Group Incorporated	NO	1
		00000					Sistema de Administración Hospitalaria S.A.C.	PER	NIA	Pacífico S.A. Entidad Prestadora de Salud	Ownership	99.870	UnitedHealth Group Incorporated	NO	
		00000	82-1485491				SJ East Campus ASC, LLC	CO	NIA	SQLHS-SCA Holdings, LLC	Ownership	51.000	UnitedHealth Group Incorporated	NO	
		00000	20-1004228				Small Business Insurance Advisors, Inc.	TX	NIA	USHEALTH Group, Inc.	Ownership	100.000	UnitedHealth Group Incorporated	NO	
		00000					Sobam – Centro Médico Hospitalar S.A.	BRA	NIA	Santa Helena Assistência Médica S.A. Centro Médico Hospitalar Pitangueiras Ltda.	Ownership	98.088	UnitedHealth Group Incorporated	NO	
		00000					Sobam – Centro Médico Hospitalar S.A.	BRA	NIA		Ownership	1.912	UnitedHealth Group Incorporated	NO	
		00000	98-1453235				Sociedad de Inversiones Santa María SpA	CHL	NIA	Clínica Santa María S.p.A.	Ownership	99.743	UnitedHealth Group Incorporated	NO	
		00000	98-1453235				Sociedad de Inversiones Santa María SpA	CHL	NIA	Clínica Dávila y Servicios Médicos S.p.A.	Ownership	0.257	UnitedHealth Group Incorporated	NO	
		00000	88-2931584				Solaris JV Holdings, Inc.	DE	NIA	Optum, Inc.	Ownership	100.000	UnitedHealth Group Incorporated	NO	
		00000	46-0729622				Solstice Administration Services, Inc.	FL	NIA	Solstice Benefits, Inc.	Ownership	100.000	UnitedHealth Group Incorporated	NO	
		00000	30-0760846				Solstice Administrators of Alabama, Inc.	AL	NIA	Solstice Administration Services, Inc.	Ownership	100.000	UnitedHealth Group Incorporated	NO	
		00000	35-2657270				Solstice Administrators of Arizona, Inc.	AZ	NIA	Solstice Administration Services, Inc.	Ownership	100.000	UnitedHealth Group Incorporated	NO	
		00000	32-0392448				Solstice Administrators of Missouri, Inc.	MO	NIA	Solstice Administration Services, Inc.	Ownership	100.000	UnitedHealth Group Incorporated	NO	
		00000					Solstice Administrators of North Carolina, Inc.	NC	NIA	Solstice Administration Services, Inc.	Ownership	100.000	UnitedHealth Group Incorporated	NO	
		00000	90-0880348				Solstice Administrators of Texas, Inc.	TX	NIA	Solstice Administration Services, Inc.	Ownership	100.000	UnitedHealth Group Incorporated	NO	
		00000	26-4839323				Solstice Administrators, Inc.	CA	NIA	Solstice Administration Services, Inc.	Ownership	100.000	UnitedHealth Group Incorporated	NO	
		00000	20-4815388				Solstice Benefit Services, Inc.	FL	NIA	Specialty Benefits, LLC	Ownership	100.000	UnitedHealth Group Incorporated	NO	
.0707	UnitedHealth Group Incorporated	12341	14-1917982				Solstice Benefits, Inc.	FL	IA	Specialty Benefits, LLC	Ownership	100.000	UnitedHealth Group Incorporated	NO	
.0707	UnitedHealth Group Incorporated	13971	27-1395245				Solstice Health Insurance Company	NY	IA	Specialty Benefits, LLC	Ownership	100.000	UnitedHealth Group Incorporated	NO	
.0707	UnitedHealth Group Incorporated	16610	30-1200533				Solstice Healthplans of Arizona, Inc.	AZ	IA	Solstice Administration Services, Inc.	Ownership	100.000	UnitedHealth Group Incorporated	NO	
.0707	UnitedHealth Group Incorporated	17141	35-2709791				Solstice Healthplans of Colorado, Inc.	CO	IA	Solstice Administration Services, Inc.	Ownership	100.000	UnitedHealth Group Incorporated	NO	
		00000	46-1042329				Solstice Healthplans of New Jersey, Inc.	NJ	NIA	Solstice Benefits, Inc.	Ownership	100.000	UnitedHealth Group Incorporated	NO	
.0707	UnitedHealth Group Incorporated	16878	30-1190514				Solstice Healthplans of Ohio, Inc.	OH	IA	Solstice Administration Services, Inc.	Ownership	100.000	UnitedHealth Group Incorporated	NO	
.0707	UnitedHealth Group Incorporated	16892	36-4935990				Solstice Healthplans of Texas, Inc.	TX	IA	Solstice Administration Services, Inc.	Ownership	100.000	UnitedHealth Group Incorporated	NO	
		00000	46-3786700				Solstice Healthplans, Inc.	FL	IA	Solstice Benefits, Inc.	Ownership	100.000	UnitedHealth Group Incorporated	NO	
.0707	UnitedHealth Group Incorporated	16790	26-2699505				Solstice of Illinois, Inc.	IL	IA	Solstice Administration Services, Inc.	Ownership	100.000	UnitedHealth Group Incorporated	NO	
		00000	32-0545152				Solstice of Minnesota, Inc.	MN	NIA	Solstice Administration Services, Inc.	Ownership	100.000	UnitedHealth Group Incorporated	NO	
		00000	26-1891960				Solstice of New York, Inc.	NY	NIA	Solstice Administration Services, Inc.	Ownership	100.000	UnitedHealth Group Incorporated	NO	
		00000	41-1593424				Solutran, LLC	DE	NIA	Optum Financial, Inc.	Ownership	100.000	UnitedHealth Group Incorporated	NO	
		00000	20-8433398				Somerset Outpatient Surgery, L.L.C.	NJ	NIA	SCA-Somerset, LLC	Ownership	59.222	UnitedHealth Group Incorporated	NO	
		00000	75-2723958				South Arlington Surgical Providers, LLC	TX	NIA	Surgical Care Affiliates, LLC	Influence	0.000	UnitedHealth Group Incorporated	NO	
		00000					Southwest Internal Medicine Group, Robert Ruiz, M.D., PLLC	AZ	NIA	Greater Phoenix Collaborative Care, P.C.	Ownership	100.000	UnitedHealth Group Incorporated	NO	1
		00000	88-0201420				Southwest Medical Associates, Inc.	NV	NIA	Sierra Health Services, Inc.	Ownership	100.000	UnitedHealth Group Incorporated	NO	
		00000	38-2609888				Southwest Michigan Health Network Inc.	MI	NIA	UnitedHealthcare, Inc.	Ownership	100.000	UnitedHealth Group Incorporated	NO	
		00000	36-4369359				Southwest Surgery Center, LLC	IL	NIA	SCA-Mokena, LLC	Ownership	44.319	UnitedHealth Group Incorporated	NO	2
		00000	41-2013700				Southwest Surgical Center, LLC	MN	NIA	WestHealth JV Holdings, LLC	Ownership	51.000	UnitedHealth Group Incorporated	NO	
		00000	75-2516426				Space Coast Surgical Center, Ltd.	FL	NIA	SCA-Merritt, LLC	Ownership	0.047	UnitedHealth Group Incorporated	NO	
		00000	75-2516426				Space Coast Surgical Center, Ltd.	FL	NIA	SCA Rockledge JV, LLC	Ownership	52.191	UnitedHealth Group Incorporated	NO	
		00000	57-0953005				Spartanburg Surgery Center, LLC	SC	NIA	SCA-Spartanburg Holdings, LLC	Ownership	64.000	UnitedHealth Group Incorporated	NO	

ANNUAL STATEMENT FOR THE YEAR 2022 OF THE UnitedHealthcare Plan of the River Valley, Inc.

SCHEDULE Y
PART 1A - DETAIL OF INSURANCE HOLDING COMPANY SYSTEM

1	2	3	4	5	6	7	8	9	10	11	12	13	14	15	16
Group Code	Group Name	NAIC Company Code	ID Number	Federal RSSD	CIK	Name of Securities Exchange if Publicly Traded (U.S. or International)	Names of Parent, Subsidiaries Or Affiliates	Domiciliary Location	Relationship to Reporting Entity	Directly Controlled by (Name of Entity/Person)	Type of Control (Ownership, Board, Management, Attorney-in-Fact, Influence, Other)	If Control is Ownership Provide Percentage	Ultimate Controlling Entity(ies)/Person(s)	Is an SCA Filing Required? (Yes/No)	*
		00000	55-0790742				Specialists in Urology Surgery Center, LLC	FL	NIA	SCA Specialists of Florida, LLC	Ownership	100.000	UnitedHealth Group Incorporated	NO	
		00000	25-1868213				Specialized Pharmaceuticals, Inc.	PA	NIA	QoL Acquisition Holdings Corp.	Ownership	100.000	UnitedHealth Group Incorporated	NO	
		00000	41-1921983				Specialty Benefits, LLC	DE	NIA	United HealthCare Services, Inc.	Ownership	100.000	UnitedHealth Group Incorporated	NO	
		00000	20-1494993				Specialty Billing Solutions, LLC	CO	NIA	Pinnacle III, LLC	Ownership	100.000	UnitedHealth Group Incorporated	NO	
		00000	20-3412545				Specialty Surgical Center, LLC	NJ	NIA	SCA-Sparta, LLC	Ownership	56.290	UnitedHealth Group Incorporated	NO	
		00000	71-0886811				Spectera of New York, IPA, Inc.	NY	NIA	Spectera, Inc.	Ownership	100.000	UnitedHealth Group Incorporated	NO	
		00000	52-1260282				Spectera, Inc.	MD	NIA	Specialty Benefits, LLC	Ownership	100.000	UnitedHealth Group Incorporated	NO	
		00000	82-3087236				Spring Behavioral Health of New Jersey, LLC	NJ	NIA	Physician(s) Owned	Influence	0.000	UnitedHealth Group Incorporated	NO	1
		00000	23-2833266				Springfield Psychological, P.C.	PA	NIA	Refresh Pennsylvania, LLC	Ownership	100.000	UnitedHealth Group Incorporated	NO	1
		00000	62-1770924				SRPS, LLC	DE	NIA	Progressive Enterprises Holdings, Inc.	Ownership	100.000	UnitedHealth Group Incorporated	NO	
		00000	88-1908543				St. Cloud MSO, LLC	DE	NIA	SCA-St. Cloud Holdings, LLC	Ownership	100.000	UnitedHealth Group Incorporated	NO	
		00000	75-2201400				St. Cloud Outpatient Surgery, Ltd., a Minnesota Limited Partnership	MN	NIA	St. Cloud Surgical Center, LLC	Ownership	16.992	UnitedHealth Group Incorporated	NO	2
		00000	41-1348916				St. Cloud Surgical Center, LLC	DE	NIA	Surgery Center Holding, LLC	Ownership	100.000	UnitedHealth Group Incorporated	NO	
		00000	61-1754451				St. Louis Specialty Surgical Center, LLC	MO	NIA	SCA-St. Louis Holdings, LLC	Ownership	55.719	UnitedHealth Group Incorporated	NO	
		00000	85-3832363				Starship Securities LLC	DE	NIA	Brighter Financial, Inc.	Ownership	100.000	UnitedHealth Group Incorporated	NO	
		00000	85-2023852				Stonegate JV Partners, LLC	TX	NIA	SCA Stonegate Holdings, LLC	Ownership	39.216	UnitedHealth Group Incorporated	NO	2
		00000	20-1211544				Stonegate Surgery Center, L.P.	TX	NIA	Stonegate JV Partners, LLC	Ownership	58.170	UnitedHealth Group Incorporated	NO	
		00000	20-1211544				Stonegate Surgery Center, L.P.	TX	NIA	SCA Stonegate Holdings, LLC	Ownership	12.335	UnitedHealth Group Incorporated	NO	
		00000	47-4990107				Summer Street ASC, LLC	CT	NIA	SCA Specialty Holdings of Connecticut, LLC	Ownership	60.600	UnitedHealth Group Incorporated	NO	2
		00000	88-4233584				Summit Cardiovascular Group, LLC	DE	NIA	OptumCare Specialty Practices Investments, LLC	Ownership	100.000	UnitedHealth Group Incorporated	NO	
		00000	87-0625250				Sundance Behavioral Resources, LLC	UT	NIA	Refresh Mental Health, Inc.	Ownership	100.000	UnitedHealth Group Incorporated	NO	
		00000	06-1082848				SunSurgery, LLC	DE	NIA	Surgical Care Affiliates, LLC	Ownership	100.000	UnitedHealth Group Incorporated	NO	
		00000	82-5164277				Surgery Center at Cherry Creek, LLC	CO	NIA	SCA-Denver Physicians Holdings, LLC	Ownership	100.000	UnitedHealth Group Incorporated	NO	
		00000	85-4085559				Surgery Center at Grove Creek, LLC	UT	NIA	SCA Grove Creek Holdings, LLC	Ownership	51.000	UnitedHealth Group Incorporated	NO	
		00000	82-5207693				Surgery Center at Kissing Camels, LLC	CO	NIA	SCA-Kissing Camels Holdings, LLC	Ownership	72.722	UnitedHealth Group Incorporated	NO	
		00000	85-4070407				Surgery Center at South Ogden, LLC	UT	NIA	SCA South Ogden Holdings, LLC	Ownership	55.000	UnitedHealth Group Incorporated	NO	
		00000	81-3129674				Surgery Center at St. Vincent, LLC	OR	NIA	Providence & SCA On-Campus Holdings, LLC	Ownership	57.700	UnitedHealth Group Incorporated	NO	2
		00000	62-1739361				Surgery Center Holding, LLC	DE	NIA	Surgical Care Affiliates, LLC	Ownership	100.000	UnitedHealth Group Incorporated	NO	
		00000	62-1509341				Surgery Center of Boca Raton, Inc.	FL	NIA	Surgical Health, LLC	Ownership	100.000	UnitedHealth Group Incorporated	NO	
		00000	63-1214140				Surgery Center of Colorado Springs, LLC	DE	NIA	SC Affiliates, LLC	Ownership	100.000	UnitedHealth Group Incorporated	NO	
		00000	42-1166764				Surgery Center of Des Moines, LLC	DE	NIA	Surgery Center Holding, LLC	Ownership	100.000	UnitedHealth Group Incorporated	NO	
		00000	72-1349752				Surgery Center of Easton, LLC	DE	NIA	SC Affiliates, LLC	Ownership	100.000	UnitedHealth Group Incorporated	NO	
		00000	63-1212213				Surgery Center of Elllicott City, Inc.	DE	NIA	SC Affiliates, LLC	Ownership	100.000	UnitedHealth Group Incorporated	NO	
		00000	20-1733152				Surgery Center of Fairfield County, LLC	DE	NIA	SunSurgery, LLC	Ownership	6.644	UnitedHealth Group Incorporated	NO	2
		00000	20-1733152				Surgery Center of Fairfield County, LLC	DE	NIA	SCA-Connecticut Partners, LLC	Ownership	51.000	UnitedHealth Group Incorporated	NO	2
		00000	62-1179539				Surgery Center of Lexington, LLC	DE	NIA	SC Affiliates, LLC	Ownership	49.000	UnitedHealth Group Incorporated	NO	2
		00000	62-1179537				Surgery Center of Louisville, LLC	DE	NIA	SC Affiliates, LLC	Ownership	100.000	UnitedHealth Group Incorporated	NO	
		00000	63-1231944				Surgery Center of Maui, LLC	DE	NIA	SC Affiliates, LLC	Ownership	100.000	UnitedHealth Group Incorporated	NO	
		00000	83-2600045				Surgery Center of Mt. Scott, LLC	OR	NIA	Providence & SCA Off-Campus Holdings, LLC	Ownership	51.000	UnitedHealth Group Incorporated	NO	2
		00000	63-1194204				Surgery Center of Muskogee, LLC	DE	NIA	SC Affiliates, LLC	Ownership	100.000	UnitedHealth Group Incorporated	NO	
		00000	83-1212214				Surgery Center of Southern Pines, LLC	DE	NIA	Surgery Center Holding, LLC	Ownership	100.000	UnitedHealth Group Incorporated	NO	
		00000	82-3448050				Surgery Center of The Woodlands, LLC	TX	NIA	SCA-Woodlands Holdings, LLC	Ownership	54.790	UnitedHealth Group Incorporated	NO	
		00000	36-3562598				Surgery Centers of Des Moines, Ltd., an Iowa Limited Partnership	IA	NIA	Surgery Center of Des Moines, LLC	Ownership	59.960	UnitedHealth Group Incorporated	NO	
		00000	68-0282268				Surgery Centers-West Holdings, LLC	DE	NIA	Surgical Care Affiliates, LLC	Ownership	100.000	UnitedHealth Group Incorporated	NO	
		00000	20-8922307				Surgical Care Affiliates, LLC	DE	NIA	SCA1 Holdings, LLC	Ownership	100.000	UnitedHealth Group Incorporated	NO	

ANNUAL STATEMENT FOR THE YEAR 2022 OF THE UnitedHealthcare Plan of the River Valley, Inc.

SCHEDULE Y
PART 1A - DETAIL OF INSURANCE HOLDING COMPANY SYSTEM

1	2	3	4	5	6	7	8	9	10	11	12	13	14	15	16
Group Code	Group Name	NAIC Company Code	ID Number	Federal RSSD	CIK	Name of Securities Exchange if Publicly Traded (U.S. or International)	Names of Parent, Subsidiaries Or Affiliates	Domi-ciliary Location	Relation-ship to Reporting Entity	Directly Controlled by (Name of Entity/Person)	Type of Control (Ownership, Board, Management, Attorney-in-Fact, Influence, Other)	If Control is Ownership Provide Percentage	Ultimate Controlling Entity(ies)/Person(s)	Is an SCA Filing Re-quired? (Yes/No)	*
		00000	46-2971080				Surgical Care Partners of Melbourne, LLC	..DE.....	..NIA.....	SHC Melbourne, Inc.	Ownership.....	..76.164	UnitedHealth Group IncorporatedNO.....	
		00000	75-1925497				Surgical Caregivers of Fort Worth, LLC	..TX.....	..NIA.....	Surgical Care Affiliates, LLC	Influence.....	..0.000	UnitedHealth Group IncorporatedNO.....	
		00000	63-1251243				Surgical Center of Greensboro, LLC	..NC.....	..NIA.....	NSC Greensboro, LLC	Ownership.....	..35.716	UnitedHealth Group IncorporatedNO.....	2
		00000	22-2709324				Surgical Center of South Jersey, Limited Partnership	..NJ.....	..NIA.....	SCA-South Jersey, LLC	Ownership.....	..69.017	UnitedHealth Group IncorporatedNO.....	2
		00000	22-2709324				Surgical Center of South Jersey, Limited Partnership	..NJ.....	..NIA.....	SC Affiliates, LLC	Ownership.....	..4.502	UnitedHealth Group IncorporatedNO.....	2
		00000	63-1138507				Surgical Center of Tuscaloosa Holdings, LLC	..AL.....	..NIA.....	Surgical Care Affiliates, LLC Treasure Valley Hospital Limited Partnership	Ownership.....	..100.000	UnitedHealth Group IncorporatedNO.....	
		00000	88-2585662				Surgical Center of TVH, LLC	..ID.....	..NIA.....	Partnership	Ownership.....	..100.000	UnitedHealth Group IncorporatedNO.....	
		00000	65-1321064				Surgical Eye Experts, LLC	..MA.....	..NIA.....	Reliant Medical Group, Inc.	Ownership.....	..100.000	UnitedHealth Group IncorporatedNO.....	1
		00000	58-1941168				Surgical Health, LLC	..DE.....	..NIA.....	Surgical Care Affiliates, LLC	Ownership.....	..100.000	UnitedHealth Group IncorporatedNO.....	
		00000	27-0168681				Surgical Hospital Holdings of Oklahoma, LLC	..DE.....	..NIA.....	SCA Surgery Holdings, LLC	Ownership.....	..100.000	UnitedHealth Group IncorporatedNO.....	
		00000	84-4983977				Surgical Management Solutions, LLC	..DE.....	..NIA.....	SC Affiliates, LLC	Ownership.....	..100.000	UnitedHealth Group IncorporatedNO.....	
		00000	22-2529259				Surgicare of Central Jersey, LLC	..NJ.....	..NIA.....	Virtua-SCA Holdings, LLC	Ownership.....	..55.000	UnitedHealth Group IncorporatedNO.....	2
		00000	64-0629000				Surgicare of Jackson, LLC	..DE.....	..NIA.....	Surgery Center Holding, LLC	Ownership.....	..100.000	UnitedHealth Group IncorporatedNO.....	
		00000	75-2162993				Surgicare of Jackson, Ltd., a Mississippi Limited Partnership	..MS.....	..NIA.....	Surgicare of Jackson, LLC	Ownership.....	..45.500	UnitedHealth Group IncorporatedNO.....	2
		00000	75-2287141				Surgicare of Joliet, Inc.	..IL.....	..NIA.....	Surgery Center Holding, LLC	Ownership.....	..100.000	UnitedHealth Group IncorporatedNO.....	
		00000	75-2501191				Surgicare of La Veta, Inc.	..CA.....	..NIA.....	Surgery Centers-West Holdings, LLC	Ownership.....	..100.000	UnitedHealth Group IncorporatedNO.....	
		00000	75-2507129				Surgicare of La Veta, Ltd., a California Limited Partnership	..CA.....	..NIA.....	Beach Surgical Holdings III, LLC	Ownership.....	..30.666	UnitedHealth Group IncorporatedNO.....	2
		00000	41-1437636				Surgicare of Minneapolis, LLC	..DE.....	..NIA.....	Surgery Center Holding, LLC	Ownership.....	..100.000	UnitedHealth Group IncorporatedNO.....	
		00000	41-1624905				Surgicare of Minneapolis, Ltd., a Minnesota Limited Partnership	..MN.....	..NIA.....	Surgicare of Minneapolis, LLC	Ownership.....	..20.654	UnitedHealth Group IncorporatedNO.....	2
		00000	75-2459713				Surgicare of Mobile, LLC	..DE.....	..NIA.....	Surgery Center Holding, LLC	Ownership.....	..100.000	UnitedHealth Group IncorporatedNO.....	
		00000	75-2459715				Surgicare of Mobile, Ltd.	..AL.....	..NIA.....	Surgicare of Mobile, LLC	Ownership.....	..20.000	UnitedHealth Group IncorporatedNO.....	2
		00000	75-2448926				Surgicare of Oceanside, Inc.	..CA.....	..NIA.....	Surgery Center Holding, LLC	Ownership.....	..100.000	UnitedHealth Group IncorporatedNO.....	
		00000	75-2184730				Surgicare of Owensboro, LLC	..DE.....	..NIA.....	Surgery Center Holding, LLC	Ownership.....	..100.000	UnitedHealth Group IncorporatedNO.....	
		00000	75-2200171				Surgicare of Salem, LLC	..DE.....	..NIA.....	Surgery Center Holding, LLC	Ownership.....	..100.000	UnitedHealth Group IncorporatedNO.....	
		00000	35-1975122				Surgicare, LLC	..IN.....	..NIA.....	SCA-Surgicare, LLC	Ownership.....	..53.684	UnitedHealth Group IncorporatedNO.....	
		00000	95-3329855				Surgicenters of Southern California, Inc.	..CA.....	..NIA.....	Surgery Center Holding, LLC	Ownership.....	..100.000	UnitedHealth Group IncorporatedNO.....	
		00000	86-1047772				Surprise Health Center, PLLC	..AZ.....	..NIA.....	Physician United PLLC	Ownership.....	..100.000	UnitedHealth Group IncorporatedNO.....	1
		00000	20-5176158				Susan Albright P.L.C.	..AZ.....	..NIA.....	Greater Phoenix Collaborative Care, P.C.	Ownership.....	..100.000	UnitedHealth Group IncorporatedNO.....	1
		00000	85-0571986				SVHS-SCA Florida JV, LLC	..DE.....	..NIA.....	SCA-Sacred Heart Holdings, LLC HealthCare Partners Affiliates Medical Group	Ownership.....	..49.000	UnitedHealth Group IncorporatedNO.....	2
		00000	93-1172065				Talbert Medical Group, P.C.	..CA.....	..NIA.....	AmeriChoice Corporation	Ownership.....	..100.000	UnitedHealth Group IncorporatedNO.....	1
		00000	47-4751035				TeamMD Holdings, Inc.	..DE.....	..NIA.....	TeamMD Holdings, Inc.	Ownership.....	..100.000	UnitedHealth Group IncorporatedNO.....	
		00000	35-2584893				TeamMD Physicians of Texas, Inc.	..TX.....	..NIA.....	TeamMD Holdings, Inc.	Ownership.....	..100.000	UnitedHealth Group IncorporatedNO.....	
		00000	82-1019055				TeamUP Insurance Services, Inc.	..CA.....	..NIA.....	HealthMarkets Insurance Agency, Inc.	Ownership.....	..100.000	UnitedHealth Group IncorporatedNO.....	
		00000					Tecnología de Información en Salud S.A.	..CHL.....	..NIA.....	Clínica Santa María S.p.A.	Ownership.....	..50.000	UnitedHealth Group IncorporatedNO.....	
		00000					Tecnología de Información en Salud S.A.	..CHL.....	..NIA.....	Clínica Dávila y Servicios Médicos S.p.A.	Ownership.....	..50.000	UnitedHealth Group IncorporatedNO.....	
		00000	38-3897811				Texas Health Craig Ranch Surgery Center, LLC	..TX.....	..NIA.....	Surgical Care Affiliates, LLC	Influence.....	..0.000	UnitedHealth Group IncorporatedNO.....	
		00000	80-0866449				Texas Health Flower Mound Orthopedic Surgery Center, LLC	..TX.....	..NIA.....	Surgical Care Affiliates, LLC	Influence.....	..0.000	UnitedHealth Group IncorporatedNO.....	
		00000	81-4977249				Texas Health Orthopedic Surgery Center Alliance, LLC	..TX.....	..NIA.....	Surgical Care Affiliates, LLC	Influence.....	..0.000	UnitedHealth Group IncorporatedNO.....	
		00000	82-2296081				Texas Health Surgery Center Alliance, LLC	..TX.....	..NIA.....	Surgical Care Affiliates, LLC	Influence.....	..0.000	UnitedHealth Group IncorporatedNO.....	
		00000	82-1307876				Texas Health Surgery Center Bedford, LLC	..TX.....	..NIA.....	Surgical Care Affiliates, LLC	Influence.....	..0.000	UnitedHealth Group IncorporatedNO.....	

ANNUAL STATEMENT FOR THE YEAR 2022 OF THE UnitedHealthcare Plan of the River Valley, Inc.

SCHEDULE Y
PART 1A - DETAIL OF INSURANCE HOLDING COMPANY SYSTEM

1	2	3	4	5	6	7	8	9	10	11	12	13	14	15	16
Group Code	Group Name	NAIC Company Code	ID Number	Federal RSSD	CIK	Name of Securities Exchange if Publicly Traded (U.S. or International)	Names of Parent, Subsidiaries Or Affiliates	Domi-ciliary Location	Relation-ship to Reporting Entity	Directly Controlled by (Name of Entity/Person)	Type of Control (Ownership, Board, Management, Attorney-in-Fact, Influence, Other)	If Control is Ownership Provide Percentage	Ultimate Controlling Entity(ies)/Person(s)	Is an SCA Filing Re-quired? (Yes/No)	*
		00000	85-1225852				Texas Health Surgery Center Chisholm Trail, LLC	TX	NIA	Surgical Care Affiliates, LLC	Influence	0.000	UnitedHealth Group Incorporated	NO	
		00000	83-1085415				Texas Health Surgery Center Irving, LLC	TX	NIA	Surgical Care Affiliates, LLC	Influence	0.000	UnitedHealth Group Incorporated	NO	
		00000	83-0781259				Texas Health Surgery Center Las Colinas, LLC	TX	NIA	Surgical Care Affiliates, LLC	Influence	0.000	UnitedHealth Group Incorporated	NO	
		00000	20-3991622				Texas Health Surgery Center Preston Plaza, LLC	TX	NIA	Surgical Care Affiliates, LLC	Influence	0.000	UnitedHealth Group Incorporated	NO	
		00000	47-4425996				Texas Health Surgery Center Rockwall, LLC	TX	NIA	Surgical Care Affiliates, LLC	Influence	0.000	UnitedHealth Group Incorporated	NO	
		00000	88-4370079				Texas Health Surgery Center Roysse City, LLC	TX	NIA	Surgical Care Affiliates, LLC	Influence	0.000	UnitedHealth Group Incorporated	NO	
		00000	84-3814490				Texas Health Surgery Center Southwest Fort Worth, LLC	TX	NIA	Surgical Care Affiliates, LLC	Influence	0.000	UnitedHealth Group Incorporated	NO	
		00000	83-1464243				Texas Health Surgery Center Waxahachie, LLC	TX	NIA	Surgical Care Affiliates, LLC	Influence	0.000	UnitedHealth Group Incorporated	NO	
		00000	84-1953918				Texas Health Surgery Center Willow Park, LLC	TX	NIA	Surgical Care Affiliates, LLC	Influence	0.000	UnitedHealth Group Incorporated	NO	
		00000	52-1468699				The Advisory Board Company	DE	NIA	OptumInsight, Inc.	Ownership	100.000	UnitedHealth Group Incorporated	NO	
		00000	31-1426870				The Center for Cognitive and Behavioral Therapy of Greater Columbus, Inc.	OH	NIA	Refresh Mental Health, Inc.	Ownership	100.000	UnitedHealth Group Incorporated	NO	
		00000	02-0487579				The Center for Eating Disorders Management, Inc.	NH	NIA	Refresh Management, LLC	Ownership	100.000	UnitedHealth Group Incorporated	NO	
0707	UnitedHealth Group Incorporated	61832	52-0676509				The Chesapeake Life Insurance Company	OK	IA	HealthMarkets Group, Inc.	Ownership	100.000	UnitedHealth Group Incorporated	NO	
		00000	91-0214500				The Everett Clinic, PLLC	WA	NIA	Everett Physicians, Inc. P.S.	Ownership	100.000	UnitedHealth Group Incorporated	NO	1
		00000	20-5562797				The Eye Surgery Center of the Carolinas, L.P.	NC	NIA	Surgery Center of Southern Pines, LLC	Ownership	20.000	UnitedHealth Group Incorporated	NO	2
		00000	56-1970224				The Lewin Group, Inc.	NC	NIA	Optum Public Sector Solutions, Inc.	Ownership	100.000	UnitedHealth Group Incorporated	NO	
		00000	61-1409045				The Outpatient Surgery Center of Hilton Head, LLC	SC	NIA	SCA-Hilton Head, LLC	Ownership	20.000	UnitedHealth Group Incorporated	NO	2
		00000	83-1192367				The Polyclinic MSO, LLC	DE	NIA	Collaborative Care Holdings, LLC	Ownership	80.100	UnitedHealth Group Incorporated	NO	
		00000	91-0369070				The Polyclinic, PLLC	WA	NIA	Polyclinic Holdings, P.C.	Ownership	100.000	UnitedHealth Group Incorporated	NO	1
		00000	20-8357849				The Potter's House Family & Children Treatment Center, LLC	GA	NIA	Physician(s) Owned	Influence	0.000	UnitedHealth Group Incorporated	NO	1
		00000	72-1349755				The Surgery Center of Easton, L.P.	TN	NIA	Surgery Center of Easton, LLC	Ownership	49.000	UnitedHealth Group Incorporated	NO	2
		00000	06-1552689				The Surgical Center of Connecticut, LLC	CT	NIA	SCA-Main Street, LLC	Ownership	74.561	UnitedHealth Group Incorporated	NO	2
		00000	37-1446353				The Surgical Center of the Treasure Coast, L.L.C.	FL	NIA	SCA-St. Lucie, LLC	Ownership	51.000	UnitedHealth Group Incorporated	NO	
		00000	46-5461304				The Tabor Therapy Group, Inc.	IL	NIA	Physician(s) Owned	Influence	0.000	UnitedHealth Group Incorporated	NO	1
		00000	26-1579919				Thomas Johnson Surgery Center, LLC	MD	NIA	SCA-Frederick, LLC	Ownership	60.000	UnitedHealth Group Incorporated	NO	
		00000	25-1825549				Three Rivers Holdings, Inc.	DE	NIA	AmeriChoice Corporation	Ownership	100.000	UnitedHealth Group Incorporated	NO	
		00000	63-1194203				Three Rivers Surgical Care, L.P.	TN	NIA	Muskogee Surgical Investors, LLC	Ownership	85.096	UnitedHealth Group Incorporated	NO	
		00000	63-1194203				Three Rivers Surgical Care, L.P.	TN	NIA	Surgery Center of Muskogee, LLC	Ownership	14.904	UnitedHealth Group Incorporated	NO	
		00000	59-3143128				Tmesys, LLC	FL	NIA	PMSI Holdings, LLC	Ownership	100.000	UnitedHealth Group Incorporated	NO	
		00000	98-1287904				Topimagem Diagnostico por Imagem Ltda.	BRA	NIA	Esho - Empresa de Serviços Hospitalares S.A.	Ownership	100.000	UnitedHealth Group Incorporated	NO	
		00000	83-1528858				Trails Edge Surgery Center, LLC	FL	NIA	SC Affiliates, LLC	Ownership	8.670	UnitedHealth Group Incorporated	NO	
		00000	83-1528858				Trails Edge Surgery Center, LLC	FL	NIA	SCA-Bonita Springs, LLC	Ownership	51.000	UnitedHealth Group Incorporated	NO	
		00000	84-2324145				Transformer DE I, LLC	DE	NIA	Collaborative Care Holdings, LLC	Ownership	100.000	UnitedHealth Group Incorporated	NO	
		00000	84-2323758				Transformer DE II, LLC	DE	NIA	Collaborative Care Holdings, LLC	Ownership	100.000	UnitedHealth Group Incorporated	NO	
		00000	87-4490776				Transformer TX Holdings, LLC	TX	NIA	Transformer DE II, LLC	Ownership	22.424	UnitedHealth Group Incorporated	NO	
		00000	87-4490776				Transformer TX Holdings, LLC	TX	NIA	Collaborative Care Holdings, LLC	Ownership	55.152	UnitedHealth Group Incorporated	NO	
		00000	87-4490776				Transformer TX Holdings, LLC	TX	NIA	Transformer DE I, LLC	Ownership	22.424	UnitedHealth Group Incorporated	NO	
		00000	52-1431155				Travel Express Incorporated	MD	NIA	FrontierMEDEX, Inc.	Ownership	100.000	UnitedHealth Group Incorporated	NO	

ANNUAL STATEMENT FOR THE YEAR 2022 OF THE UnitedHealthcare Plan of the River Valley, Inc.

SCHEDULE Y
PART 1A - DETAIL OF INSURANCE HOLDING COMPANY SYSTEM

1	2	3	4	5	6	7	8	9	10	11	12	13	14	15	16
Group Code	Group Name	NAIC Company Code	ID Number	Federal RSSD	CIK	Name of Securities Exchange if Publicly Traded (U.S. or International)	Names of Parent, Subsidiaries Or Affiliates	Domi-ciliary Location	Relation-ship to Reporting Entity	Directly Controlled by (Name of Entity/Person)	Type of Control (Ownership, Board, Management, Attorney-in-Fact, Influence, Other)	If Control is Ownership Provide Percentage	Ultimate Controlling Entity(ies)/Person(s)	Is an SCA Filing Re-quired? (Yes/No)	*
		00000	46-2613170				Treasure Valley Emerald Properties, LLC Treasure Valley Hospital Limited Partnership	DE	NIA	Treasure Valley Hospital Limited Partnership	Ownership	100.000	UnitedHealth Group Incorporated	NO	2
		00000	33-0592165					ID	NIA	Surgical Health, LLC	Ownership	37.295	UnitedHealth Group Incorporated	NO	2
		00000	20-2386707				Tri-County Surgery Center, LLC	PA	NIA	Virtua-SCA Holdings II, LLC	Ownership	55.000	UnitedHealth Group Incorporated	NO	2
		00000	26-2552129				Triangle Counseling Agency, Inc.	NC	NIA	Physician(s) Owned	Influence	0.000	UnitedHealth Group Incorporated	NO	1
		00000	81-3354819				TTCP-SR Holdings, Inc.	DE	NIA	Change Healthcare Solutions, LLC Surgical Center of Tuscaloosa Holdings, LLC	Ownership	100.000	UnitedHealth Group Incorporated	NO	
		00000	63-0974161				Tuscaloosa Surgical Center, L.P.	AL	NIA		Ownership	20.000	UnitedHealth Group Incorporated	NO	2
		00000	94-3077084				U.S. Behavioral Health Plan, California	CA	IA	United Behavioral Health	Ownership	100.000	UnitedHealth Group Incorporated	NO	
		00000	92-1499968				UCHealth HRH-SCA Holdings, LLC	DE	NIA	SC Affiliates, LLC	Ownership	100.000	UnitedHealth Group Incorporated	NO	
		00000	26-1232189				UCSD Ambulatory Surgery Center, LLC	DE	NIA	UCSD-SCA Holdings II, LLC	Ownership	52.545	UnitedHealth Group Incorporated	NO	2
		00000	82-2326631				UCSD Center for Surgery of Encinitas, L.P.	CA	NIA	UCSD-SCA Holdings I, LLC	Ownership	60.382	UnitedHealth Group Incorporated	NO	2
		00000	82-2218664				UCSD Surgical Center of San Diego, LLC	CA	NIA	UCSD-SCA Holdings I, LLC	Ownership	51.004	UnitedHealth Group Incorporated	NO	2
		00000	81-3287291				UCSD-SCA Holdings I, LLC	DE	NIA	SCA-Encinitas, Inc.	Ownership	49.000	UnitedHealth Group Incorporated	NO	2
		00000	81-3144140				UCSD-SCA Holdings II, LLC	DE	NIA	SCA-San Diego, Inc.	Ownership	49.000	UnitedHealth Group Incorporated	NO	2
		00000	98-1388279				UHC Finance (Ireland) Limited	IRL	NIA	UnitedHealth Group International Finance (Ireland) Unlimited Company	Ownership	100.000	UnitedHealth Group Incorporated	NO	
		00000	41-1913059				UHC International Services, Inc.	DE	NIA	UnitedHealth Group Incorporated	Ownership	100.000	UnitedHealth Group Incorporated	NO	
		00000	95-2931460				UHC of California	CA	IA	United HealthCare Services, Inc. UnitedHealthcare Global Medical (UK) Limited	Ownership	100.000	UnitedHealth Group Incorporated	NO	
		00000	98-1103713				UHCG - FZE	ARE	NIA		Ownership	100.000	UnitedHealth Group Incorporated	NO	
		00000	98-1372063				UHCG Holdings (Ireland) Limited	IRL	NIA	United HealthCare Services, Inc.	Ownership	100.000	UnitedHealth Group Incorporated	NO	
		00000	98-1372064				UHCG Services (Ireland) Limited	IRL	NIA	UHCG Holdings (Ireland) Limited	Ownership	100.000	UnitedHealth Group Incorporated	NO	
		00000	98-0559902				UHG Holdings UK IV Limited	GBR	NIA	Bordeaux UK Holdings I Limited	Ownership	99.993	UnitedHealth Group Incorporated	NO	
		00000	98-0559902				UHG Holdings UK IV Limited	GBR	NIA	Bordeaux (Barbados) Holdings I, SRL	Ownership	0.007	UnitedHealth Group Incorporated	NO	
		00000	98-1249178				UHG Holdings UK V Limited	GBR	NIA	UHG Holdings UK IV Limited	Ownership	100.000	UnitedHealth Group Incorporated	NO	
		00000	98-1390073				UHG Holdings UK VI Limited	GBR	NIA	UHC Finance (Ireland) Limited	Ownership	100.000	UnitedHealth Group Incorporated	NO	
		00000	41-1921008				UHC Holdings, Inc.	DE	NIA	United HealthCare Services, Inc.	Ownership	100.000	UnitedHealth Group Incorporated	NO	
		00000	39-1995276				UMR, Inc.	DE	NIA	United HealthCare Services, Inc.	Ownership	100.000	UnitedHealth Group Incorporated	NO	
		00000	98-1444648				Unidad Médica Diagnóstico S.A.	COL	NIA	Colmedica Medicina Prepagada S.A.	Ownership	92.380	UnitedHealth Group Incorporated	NO	
		00000	98-1444648				Unidad Médica Diagnóstico S.A.	COL	NIA	Banmedica Internacional SpA	Ownership	7.620	UnitedHealth Group Incorporated	NO	
0707	UnitedHealth Group Incorporated	91529	52-1996029				Unimerica Insurance Company Unimerica Life Insurance Company of New York	WI	IA	OptumHealth Holdings, LLC	Ownership	100.000	UnitedHealth Group Incorporated	NO	
0707	UnitedHealth Group Incorporated	11596	01-0637149					NY	IA	UnitedHealthcare Insurance Company	Ownership	100.000	UnitedHealth Group Incorporated	NO	
		00000	20-5917714				Unison Health Plan of Delaware, Inc.	DE	IA	Three Rivers Holdings, Inc.	Ownership	100.000	UnitedHealth Group Incorporated	NO	
		00000	94-2649097				United Behavioral Health United Behavioral Health of New York, I.P.A., Inc.	CA	NIA	OptumHealth Holdings, LLC	Ownership	100.000	UnitedHealth Group Incorporated	NO	
		00000	41-1868911					NY	NIA	United Behavioral Health	Ownership	100.000	UnitedHealth Group Incorporated	NO	
		00000	75-2583080				United Group Reinsurance, Inc.	TCA	NIA	HealthMarkets, LLC	Ownership	100.000	UnitedHealth Group Incorporated	NO	
		00000	41-1289245	3410132			United HealthCare Services, Inc. United Resource Networks IPA of New York, Inc.	MN	UIP	UnitedHealth Group Incorporated	Ownership	100.000	UnitedHealth Group Incorporated	NO	
		00000	30-0318238					NY	NIA	OptumHealth Care Solutions, LLC	Ownership	100.000	UnitedHealth Group Incorporated	NO	
		00000	01-0538317				UnitedHealth Advisors, LLC	ME	NIA	United HealthCare Services, Inc.	Ownership	100.000	UnitedHealth Group Incorporated	NO	
		00000	41-1321939	4665014	0000731766	New York Stock Exchange	UnitedHealth Group Incorporated UnitedHealth Group International Finance (Ireland) Unlimited Company	DE	UIP	Self	Ownership	100.000	UnitedHealth Group Incorporated	NO	
		00000	98-1422474					IRL	NIA	UnitedHealthcare Europe S.á r.l.	Ownership	100.000	UnitedHealth Group Incorporated	NO	
		00000	46-3311984				UnitedHealth Group Ventures, LLC	DE	NIA	UnitedHealth Group Incorporated	Ownership	100.000	UnitedHealth Group Incorporated	NO	
		00000	41-1917398				UnitedHealth International, Inc.	DE	NIA	UnitedHealth Group Incorporated	Ownership	100.000	UnitedHealth Group Incorporated	NO	

ANNUAL STATEMENT FOR THE YEAR 2022 OF THE UnitedHealthcare Plan of the River Valley, Inc.

SCHEDULE Y
PART 1A - DETAIL OF INSURANCE HOLDING COMPANY SYSTEM

1	2	3	4	5	6	7	8	9	10	11	12	13	14	15	16
Group Code	Group Name	NAIC Company Code	ID Number	Federal RSSD	CIK	Name of Securities Exchange if Publicly Traded (U.S. or International)	Names of Parent, Subsidiaries Or Affiliates	Domiciliary Location	Relationship to Reporting Entity	Directly Controlled by (Name of Entity/Person)	Type of Control (Ownership, Board, Management, Attorney-in-Fact, Influence, Other)	If Control is Ownership Provide Percentage	Ultimate Controlling Entity(ies)/Person(s)	Is an SCA Filing Required? (Yes/No)	*
		00000	26-2574977				UnitedHealth Military & Veterans Services, LLC	DE	NIA	United HealthCare Services, Inc.	Ownership	100.000	UnitedHealth Group Incorporated	NO	
		00000	33-0115163				UnitedHealthcare Accelerator, Inc.	DE	NIA	United HealthCare Services, Inc.	Ownership	100.000	UnitedHealth Group Incorporated	NO	
0707	UnitedHealth Group Incorporated	95174	33-0115163				UnitedHealthcare Benefits of Texas, Inc.	TX	IA	United HealthCare Services, Inc.	Ownership	100.000	UnitedHealth Group Incorporated	NO	
		00000	47-3221444				UnitedHealthcare Benefits Plan of California	CA	IA	United HealthCare Services, Inc.	Ownership	100.000	UnitedHealth Group Incorporated	NO	
		00000	46-4348775				UnitedHealthcare Community Plan of California, Inc.	CA	IA	United HealthCare Services, Inc.	Ownership	100.000	UnitedHealth Group Incorporated	NO	
0707	UnitedHealth Group Incorporated	13168	26-2688274				UnitedHealthcare Community Plan of Georgia, Inc.	GA	IA	AmeriChoice Corporation	Ownership	100.000	UnitedHealth Group Incorporated	NO	
0707	UnitedHealth Group Incorporated	12323	56-2451429				UnitedHealthcare Community Plan of Ohio, Inc.	OH	IA	Three Rivers Holdings, Inc.	Ownership	100.000	UnitedHealth Group Incorporated	NO	
0707	UnitedHealth Group Incorporated	11141	91-2008361				UnitedHealthcare Community Plan of Texas, L.L.C.	TX	IA	Ovations, Inc.	Ownership	100.000	UnitedHealth Group Incorporated	NO	
0707	UnitedHealth Group Incorporated	95467	38-3204052				UnitedHealthcare Community Plan, Inc.	MI	IA	AmeriChoice Corporation	Ownership	100.000	UnitedHealth Group Incorporated	NO	
		00000	98-1200034				UnitedHealthcare Consulting & Assistance Service (Beijing) Co., Ltd.	CHN	NIA	UnitedHealthcare International I B.V.	Ownership	100.000	UnitedHealth Group Incorporated	NO	
		00000	98-1199879				UnitedHealthcare Europe S.á r.l.	LUX	NIA	Bordeaux UK Holdings II Limited	Ownership	100.000	UnitedHealth Group Incorporated	NO	
0707	UnitedHealth Group Incorporated	15737	47-3788473				UnitedHealthcare Freedom Insurance Company	NH	IA	UnitedHealthcare Freedom Plans, Inc.	Ownership	100.000	UnitedHealth Group Incorporated	NO	
		00000	30-0858646				UnitedHealthcare Freedom Plans, Inc.	DE	NIA	United HealthCare Services, Inc.	Ownership	100.000	UnitedHealth Group Incorporated	NO	
		00000	98-1029201				UnitedHealthcare Global Medical (UK) Limited	GBR	NIA	UnitedHealthcare International I B.V.	Ownership	100.000	UnitedHealth Group Incorporated	NO	
0707	UnitedHealth Group Incorporated	79413	36-2739571				UnitedHealthcare Insurance Company	CT	IA	UHC Holdings, Inc.	Ownership	100.000	UnitedHealth Group Incorporated	NO	
		84549	38-2044243				UnitedHealthcare Insurance Company of America	IL	IA	United HealthCare Services, Inc.	Ownership	100.000	UnitedHealth Group Incorporated	NO	
0707	UnitedHealth Group Incorporated	60318	36-3800349				UnitedHealthcare Insurance Company of Illinois	IL	IA	UnitedHealthcare Insurance Company	Ownership	100.000	UnitedHealth Group Incorporated	NO	
0707	UnitedHealth Group Incorporated	60093	11-3283886				UnitedHealthcare Insurance Company of New York	NY	IA	UnitedHealthcare Insurance Company	Ownership	100.000	UnitedHealth Group Incorporated	NO	
0707	UnitedHealth Group Incorporated	12231	20-1902768				UnitedHealthcare Insurance Company of the River Valley	IL	IA	UnitedHealthcare, Inc.	Ownership	100.000	UnitedHealth Group Incorporated	NO	
		00000	98-1372065				UnitedHealthcare Insurance Designated Activity Company	IRL	NIA	UHC Holdings (Ireland) Limited	Ownership	100.000	UnitedHealth Group Incorporated	NO	
		00000	86-0618309				UnitedHealthcare Integrated Services, Inc.	AZ	IA	Ovations, Inc.	Ownership	100.000	UnitedHealth Group Incorporated	NO	
		00000	41-1988797				UnitedHealthcare International Asia, LLC	DE	NIA	UnitedHealth Group Incorporated	Ownership	100.000	UnitedHealth Group Incorporated	NO	
		00000	98-1100512				UnitedHealthcare International I B.V.	NLD	NIA	FrontierMEDEX US, Inc.	Ownership	100.000	UnitedHealth Group Incorporated	NO	
		00000	98-1079459				UnitedHealthcare International II S.á r.l.	LUX	NIA	Bordeaux UK Holdings I Limited	Ownership	100.000	UnitedHealth Group Incorporated	NO	
		00000	98-1340853				UnitedHealthcare International III B.V.	NLD	NIA	UnitedHealthcare Europe S.á r.l.	Ownership	100.000	UnitedHealth Group Incorporated	NO	
		00000	98-1077436				UnitedHealthcare International III S.á r.l.	LUX	NIA	Optum Services (Ireland) Limited	Ownership	100.000	UnitedHealth Group Incorporated	NO	
		00000	98-1080926				UnitedHealthcare International IV S.á r.l.	LUX	NIA	UnitedHealthcare International VIII S.á r.l.	Ownership	100.000	UnitedHealth Group Incorporated	NO	
		00000	98-1372062				UnitedHealthcare International VIII S.á r.l.	LUX	NIA	UnitedHealthcare International X S.á r.l.	Ownership	100.000	UnitedHealth Group Incorporated	NO	
		00000	98-1443728				UnitedHealthcare International X S.á r.l.	LUX	NIA	UnitedHealthcare International III S.á r.l.	Ownership	100.000	UnitedHealth Group Incorporated	NO	
0707	UnitedHealth Group Incorporated	97179	86-0207231				UnitedHealthcare Life Insurance Company	WI	IA	Golden Rule Financial Corporation	Ownership	100.000	UnitedHealth Group Incorporated	NO	
0707	UnitedHealth Group Incorporated	95784	63-0899562				UnitedHealthcare of Alabama, Inc.	AL	IA	UnitedHealthcare, Inc.	Ownership	100.000	UnitedHealth Group Incorporated	NO	
0707	UnitedHealth Group Incorporated	96016	86-0507074				UnitedHealthcare of Arizona, Inc.	AZ	IA	UnitedHealthcare, Inc.	Ownership	100.000	UnitedHealth Group Incorporated	NO	
0707	UnitedHealth Group Incorporated	95446	63-1036819				UnitedHealthcare of Arkansas, Inc.	AR	IA	UnitedHealthcare, Inc.	Ownership	100.000	UnitedHealth Group Incorporated	NO	
0707	UnitedHealth Group Incorporated	95090	84-1004639				UnitedHealthcare of Colorado, Inc.	CO	IA	UnitedHealthcare, Inc.	Ownership	100.000	UnitedHealth Group Incorporated	NO	
0707	UnitedHealth Group Incorporated	95264	59-1293865				UnitedHealthcare of Florida, Inc.	FL	IA	UnitedHealthcare, Inc.	Ownership	100.000	UnitedHealth Group Incorporated	NO	

ANNUAL STATEMENT FOR THE YEAR 2022 OF THE UnitedHealthcare Plan of the River Valley, Inc.

SCHEDULE Y
PART 1A - DETAIL OF INSURANCE HOLDING COMPANY SYSTEM

1	2	3	4	5	6	7	8	9	10	11	12	13	14	15	16
Group Code	Group Name	NAIC Company Code	ID Number	Federal RSSD	CIK	Name of Securities Exchange if Publicly Traded (U.S. or International)	Names of Parent, Subsidiaries Or Affiliates	Domiciliary Location	Relationship to Reporting Entity	Directly Controlled by (Name of Entity/Person)	Type of Control (Ownership, Board, Management, Attorney-in-Fact, Influence, Other)	If Control is Ownership Provide Percentage	Ultimate Controlling Entity(ies)/Person(s)	Is an SCA Filing Required? (Yes/No)	*
.0707	UnitedHealth Group Incorporated	95850	58-1653544				UnitedHealthcare of Georgia, Inc.	GA	IA	UnitedHealthcare, Inc.	Ownership	100.000	UnitedHealth Group Incorporated	NO	
.0707	UnitedHealth Group Incorporated	95776	36-3280214				UnitedHealthcare of Illinois, Inc.	IL	IA	UnitedHealthcare, Inc.	Ownership	100.000	UnitedHealth Group Incorporated	NO	
.0707	UnitedHealth Group Incorporated	96644	62-1240316				UnitedHealthcare of Kentucky, Ltd.	KY	IA	UnitedHealthcare, Inc.	Ownership	5.828	UnitedHealth Group Incorporated	NO	
.0707	UnitedHealth Group Incorporated	96644	62-1240316				UnitedHealthcare of Kentucky, Ltd.	KY	IA	United HealthCare Services, Inc.	Ownership	94.172	UnitedHealth Group Incorporated	NO	
.0707	UnitedHealth Group Incorporated	95833	72-1074008				UnitedHealthcare of Louisiana, Inc.	LA	IA	UnitedHealthcare, Inc.	Ownership	100.000	UnitedHealth Group Incorporated	NO	
.0707	UnitedHealth Group Incorporated	95716	63-1036817				UnitedHealthcare of Mississippi, Inc.	MS	IA	UnitedHealthcare, Inc.	Ownership	100.000	UnitedHealth Group Incorporated	NO	
.0707	UnitedHealth Group Incorporated	95149	05-0413469				UnitedHealthcare of New England, Inc.	RI	IA	United HealthCare Services, Inc.	Ownership	100.000	UnitedHealth Group Incorporated	NO	
.0707	UnitedHealth Group Incorporated	13214	26-2697886				UnitedHealthcare of New Mexico, Inc.	NM	IA	UnitedHealthcare Insurance Company	Ownership	100.000	UnitedHealth Group Incorporated	NO	
.0707	UnitedHealth Group Incorporated	95085	06-1172891				UnitedHealthcare of New York, Inc.	NY	IA	AmeriChoice Corporation	Ownership	100.000	UnitedHealth Group Incorporated	NO	
.0707	UnitedHealth Group Incorporated	95103	56-1461010				UnitedHealthcare of North Carolina, Inc.	NC	IA	UnitedHealthcare, Inc.	Ownership	100.000	UnitedHealth Group Incorporated	NO	
.0707	UnitedHealth Group Incorporated	95186	31-1142815				UnitedHealthcare of Ohio, Inc.	OH	IA	United HealthCare Services, Inc.	Ownership	100.000	UnitedHealth Group Incorporated	NO	
.0707	UnitedHealth Group Incorporated	96903	33-0115166				UnitedHealthcare of Oklahoma, Inc.	OK	IA	United HealthCare Services, Inc.	Ownership	100.000	UnitedHealth Group Incorporated	NO	
.0707	UnitedHealth Group Incorporated	95893	93-0938819				UnitedHealthcare of Oregon, Inc.	OR	IA	United HealthCare Services, Inc.	Ownership	100.000	UnitedHealth Group Incorporated	NO	
.0707	UnitedHealth Group Incorporated	95220	25-1756858				UnitedHealthcare of Pennsylvania, Inc.	PA	IA	Three Rivers Holdings, Inc.	Ownership	100.000	UnitedHealth Group Incorporated	NO	
.0707	UnitedHealth Group Incorporated	16740	35-2674992				UnitedHealthcare of South Carolina, Inc.	SC	IA	UnitedHealthcare, Inc.	Ownership	100.000	UnitedHealth Group Incorporated	NO	
.0707	UnitedHealth Group Incorporated	95765	95-3939697				UnitedHealthcare of Texas, Inc.	TX	IA	UnitedHealthcare, Inc.	Ownership	100.000	UnitedHealth Group Incorporated	NO	
.0707	UnitedHealth Group Incorporated	95025	52-1130183				UnitedHealthcare of the Mid-Atlantic, Inc.	MD	IA	UnitedHealthcare, Inc.	Ownership	100.000	UnitedHealth Group Incorporated	NO	
.0707	UnitedHealth Group Incorporated	95591	47-0676824				UnitedHealthcare of the Midlands, Inc.	NE	IA	UnitedHealthcare, Inc.	Ownership	100.000	UnitedHealth Group Incorporated	NO	
.0707	UnitedHealth Group Incorporated	96385	43-1361841				UnitedHealthcare of the Midwest, Inc.	MO	IA	UnitedHealthcare, Inc.	Ownership	100.000	UnitedHealth Group Incorporated	NO	
.0707	UnitedHealth Group Incorporated	95685	86-0875231				UnitedHealthcare of the Rockies, Inc.	UT	IA	United HealthCare Services, Inc.	Ownership	100.000	UnitedHealth Group Incorporated	NO	
.0707	UnitedHealth Group Incorporated	95501	41-1488563				UnitedHealthcare of Utah, Inc.	UT	IA	UnitedHealthcare, Inc.	Ownership	100.000	UnitedHealth Group Incorporated	NO	
.0707	UnitedHealth Group Incorporated	48038	91-1312551				UnitedHealthcare of Washington, Inc.	WA	IA	United HealthCare Services, Inc.	Ownership	100.000	UnitedHealth Group Incorporated	NO	
.0707	UnitedHealth Group Incorporated	95710	39-1555888				UnitedHealthcare of Wisconsin, Inc.	WI	IA	UnitedHealthcare, Inc.	Ownership	100.000	UnitedHealth Group Incorporated	NO	
.0707	UnitedHealth Group Incorporated	95378	36-3379945				UnitedHealthcare Plan of the River Valley, Inc.	IL	RE	UnitedHealthcare, Inc.	Ownership	100.000	UnitedHealth Group Incorporated	NO	
		00000	47-0854646				UnitedHealthcare Service LLC	DE	NIA	UnitedHealthcare Insurance Company	Ownership	100.000	UnitedHealth Group Incorporated	NO	
		00000	01-0518346				UnitedHealthcare Specialty Benefits, LLC	ME	NIA	Specialty Benefits, LLC	Ownership	100.000	UnitedHealth Group Incorporated	NO	
		00000	41-1922511				UnitedHealthcare, Inc.	DE	UDP	United HealthCare Services, Inc.	Ownership	100.000	UnitedHealth Group Incorporated	NO	
		00000	27-0815205				Unity Health Network, LLC	DE	NIA	Collaborative Care Holdings, LLC	Ownership	80.100	UnitedHealth Group Incorporated	NO	
		00000	87-3506992				UOI East Bay Surgery Center, LLC	RI	NIA	SCA East Bay Holdings, LLC	Ownership	20.000	UnitedHealth Group Incorporated	NO	2
		00000	83-4657754				Upland Holdings, LLC	CA	NIA	NSC Upland, LLC	Ownership	58.991	UnitedHealth Group Incorporated	NO	
		00000	33-0812827				Upland Outpatient Surgical Center, L.P.	CA	NIA	Upland Holdings, LLC	Ownership	51.000	UnitedHealth Group Incorporated	NO	
		00000	26-0382877				Urgent Care Holdings, LLC	DE	NIA	Optum Clinics Holding Company, Inc.	Ownership	100.000	UnitedHealth Group Incorporated	NO	
		00000	26-3667220				Urgent Care MSO, LLC	DE	NIA	Urgent Care Holdings, LLC	Ownership	100.000	UnitedHealth Group Incorporated	NO	
		00000	75-2613230				Urology Associates of North Texas, P.L.L.C.	TX	NIA	USMD Affiliated Services	Ownership	100.000	UnitedHealth Group Incorporated	NO	
		00000	20-3887008				USHEALTH Academy, Inc.	TX	NIA	USHEALTH Group, Inc.	Ownership	100.000	UnitedHealth Group Incorporated	NO	
		00000	26-4163593				USHEALTH Administrators, LLC	DE	NIA	USHEALTH Group, Inc.	Ownership	100.000	UnitedHealth Group Incorporated	NO	
		00000	26-3887598				USHEALTH Advisors, LLC	TX	NIA	USHEALTH Career Agency, Inc.	Ownership	100.000	UnitedHealth Group Incorporated	NO	
		00000	75-2192748				USHEALTH Career Agency, Inc.	DE	NIA	USHEALTH Group, Inc.	Ownership	100.000	UnitedHealth Group Incorporated	NO	
		00000	75-2225185				USHEALTH Funding, Inc.	DE	NIA	USHEALTH Group, Inc.	Ownership	100.000	UnitedHealth Group Incorporated	NO	
		00000	73-1165000				USHEALTH Group, Inc.	DE	NIA	Golden Rule Financial Corporation	Ownership	100.000	UnitedHealth Group Incorporated	NO	
		00000	20-8048861				USMD Administrative Services, L.L.C.	TX	NIA	USMD Inc.	Ownership	100.000	UnitedHealth Group Incorporated	NO	
		00000	27-2956222				USMD Affiliated Services	TX	NIA	USMD Inc.	Ownership	100.000	UnitedHealth Group Incorporated	NO	
		00000	27-2803133				USMD Diagnostic Services, LLC	TX	NIA	WellMed Networks, Inc.	Ownership	100.000	UnitedHealth Group Incorporated	NO	1
		00000	27-2866866				USMD Holdings, Inc.	DE	NIA	WellMed Medical Management, Inc.	Ownership	100.000	UnitedHealth Group Incorporated	NO	
		00000	73-1662763				USMD Hospital at Arlington, L.P.	TX	NIA	MAT-RX DEVELOPMENT, L.L.C.	Ownership	45.396	UnitedHealth Group Incorporated	NO	1
		00000	20-3571243				USMD Hospital at Fort Worth, L.P.	TX	NIA	MAT-RX DEVELOPMENT, L.L.C.	Ownership	20.024	UnitedHealth Group Incorporated	NO	1
		00000	20-8050318				USMD Inc.	TX	NIA	USMD Holdings, Inc.	Ownership	100.000	UnitedHealth Group Incorporated	NO	
		00000	73-1662757				USMD of Arlington GP, L.L.C.	TX	NIA	MAT-RX DEVELOPMENT, L.L.C.	Ownership	100.000	UnitedHealth Group Incorporated	NO	1

ANNUAL STATEMENT FOR THE YEAR 2022 OF THE UnitedHealthcare Plan of the River Valley, Inc.

SCHEDULE Y
PART 1A - DETAIL OF INSURANCE HOLDING COMPANY SYSTEM

1	2	3	4	5	6	7	8	9	10	11	12	13	14	15	16
Group Code	Group Name	NAIC Company Code	ID Number	Federal RSSD	CIK	Name of Securities Exchange if Publicly Traded (U.S. or International)	Names of Parent, Subsidiaries Or Affiliates	Domi-ciliary Location	Relation-ship to Reporting Entity	Directly Controlled by (Name of Entity/Person)	Type of Control (Ownership, Board, Management, Attorney-in-Fact, Influence, Other)	If Control is Ownership Provide Percentage	Ultimate Controlling Entity(ies)/Person(s)	Is an SCA Filing Re-quired? (Yes/No)	*
		00000	35-2446102				USMD PPM, LLC	TX	NIA	USMD Inc.	Ownership	100.000	UnitedHealth Group Incorporated	NO	
		00000	87-0757396				Valley Physicians Network, Inc.	CA	NIA	PrimeCare Medical Network, Inc.	Ownership	80.000	UnitedHealth Group Incorporated	NO	
		00000	85-0780051				Vascular Labs of the Rockies ASC, LLC	DE	NIA	SCA-VLR Holdings Company, LLC	Ownership	51.000	UnitedHealth Group Incorporated	NO	
		00000	81-2820395				Via Vitae MSO, LLC	DE	NIA	OC Cardiology Practice Partners, LLC	Ownership	70.000	UnitedHealth Group Incorporated	NO	
		00000	98-1443076				Vida Integra S.p.A.	CHL	NIA	Saden S.A.	Ownership	0.000	UnitedHealth Group Incorporated	NO	
		00000	98-1443076				Vida Integra S.p.A.	CHL	NIA	Banmédica S.A.	Ownership	100.000	UnitedHealth Group Incorporated	NO	
		00000					Vida Tres S.A.	CHL	NIA	Clínica Dávila y Servicios Médicos S.p.A.	Ownership	0.000	UnitedHealth Group Incorporated	NO	
		00000					Vida Tres S.A.	CHL	NIA	Banmédica S.A.	Ownership	100.000	UnitedHealth Group Incorporated	NO	
		00000	27-1693889				Vieosoft, Inc.	WA	NIA	Change Healthcare Solutions, LLC	Ownership	100.000	UnitedHealth Group Incorporated	NO	
		00000	85-2278858				Virtua-SCA Holdings II, LLC	DE	NIA	SCA Outside New Jersey, LLC	Ownership	45.000	UnitedHealth Group Incorporated	NO	2
		00000	47-3247166				Virtua-SCA Holdings, LLC	NJ	NIA	SCA-New Jersey, LLC	Ownership	45.000	UnitedHealth Group Incorporated	NO	2
		00000	47-4149749				Virtual Therapeutics Corporation	DE	NIA	Optum Labs, LLC	Ownership	5.613	UnitedHealth Group Incorporated	NO	
		00000	47-4149749				Virtual Therapeutics Corporation	DE	NIA	United HealthCare Services, Inc.	Ownership	36.552	UnitedHealth Group Incorporated	NO	
		00000	47-4149749				Virtual Therapeutics Corporation	DE	NIA	UnitedHealth Group Ventures, LLC	Ownership	41.670	UnitedHealth Group Incorporated	NO	
		00000	85-2408007				Vision NewCo, LLC	DE	NIA	TTCP-SR Holdings, Inc.	Ownership	75.540	UnitedHealth Group Incorporated	NO	
		00000	85-2408007				Vision NewCo, LLC	DE	NIA	Change Healthcare Solutions, LLC	Ownership	24.460	UnitedHealth Group Incorporated	NO	
		00000	85-1453387				Vitucci, LCSW, P.C.	IL	NIA	Physician(s) Owned	Influence	0.000	UnitedHealth Group Incorporated	NO	1
		00000					Vivify Health Canada, Inc.	CAN	NIA	Vivify Health, Inc.	Ownership	100.000	UnitedHealth Group Incorporated	NO	
		00000	27-1348358				Vivify Health, Inc.	DE	NIA	OptumHealth Care Solutions, LLC	Ownership	100.000	UnitedHealth Group Incorporated	NO	
		00000	46-1558718				VPay Benefits Corporation	TX	NIA	VPay, Inc.	Ownership	100.000	UnitedHealth Group Incorporated	NO	
		00000	85-4390422				VPay Intermediate Holdings, LLC	DE	NIA	Optum Financial, Inc.	Ownership	100.000	UnitedHealth Group Incorporated	NO	
		00000	75-2405220				VPay, Inc.	TX	NIA	VPay Intermediate Holdings, LLC	Ownership	100.000	UnitedHealth Group Incorporated	NO	
		00000	36-4499777				Walnut Hill Surgery Center, LLC	TX	NIA	Surgical Care Affiliates, LLC	Influence	0.000	UnitedHealth Group Incorporated	NO	
		00000	86-0462952				Warner Family Practice, P.C.	AZ	NIA	Physician United PLLC	Ownership	100.000	UnitedHealth Group Incorporated	NO	1
		00000	36-3469841				Wauwatosa Outpatient Surgery Center, LLC	DE	NIA	Surgery Centers-West Holdings, LLC	Ownership	100.000	UnitedHealth Group Incorporated	NO	
		00000	36-3469839				Wauwatosa Surgery Center, LLC	DE	NIA	Wauwatosa Outpatient Surgery Center, LLC	Ownership	20.000	UnitedHealth Group Incorporated	NO	2
		00000	20-5429310				Wayland Square Surgicare Acquisition, L.P.	RI	NIA	Surgery Center Holding, LLC	Ownership	1.000	UnitedHealth Group Incorporated	NO	
		00000	20-5429310				Wayland Square Surgicare Acquisition, L.P.	RI	NIA	SC Affiliates, LLC	Ownership	99.000	UnitedHealth Group Incorporated	NO	
		00000	75-2500274				Wayland Square Surgicare GP, Inc.	RI	NIA	Surgery Center Holding, LLC	Ownership	100.000	UnitedHealth Group Incorporated	NO	
		00000	46-2854394				Waypoint Minnesota PC	MN	NIA	Physician(s) Owned	Influence	0.000	UnitedHealth Group Incorporated	NO	1
		00000	46-2859426				Waypoint Minnesota Sports PC	MN	NIA	Orthology Inc.	Ownership	100.000	UnitedHealth Group Incorporated	NO	
		00000	84-2233329				WellMed Florida Medicare ACO, LLC	TX	NIA	WellMed Network of Florida, Inc.	Ownership	100.000	UnitedHealth Group Incorporated	NO	1
		00000	45-2158334				WellMed Florida Services, PLLC	TX	NIA	WellMed Networks, Inc.	Ownership	100.000	UnitedHealth Group Incorporated	NO	1
		00000	84-2178104				WellMed Greater Texas Medicare ACO, LLC	TX	NIA	WellMed Networks, Inc.	Ownership	100.000	UnitedHealth Group Incorporated	NO	1
		00000	74-2574229				WellMed Medical Group, P.A.	TX	NIA	Physician(s) Owned	Influence	0.000	UnitedHealth Group Incorporated	NO	1
		00000	74-2797745				WellMed Medical Management of Florida, Inc.	FL	NIA	WellMed Medical Management, Inc.	Ownership	100.000	UnitedHealth Group Incorporated	NO	
		00000	74-2786364				WellMed Medical Management, Inc.	TX	NIA	Collaborative Care Holdings, LLC	Ownership	86.000	UnitedHealth Group Incorporated	NO	
		00000	35-2314192				WellMed Network of Florida, Inc.	TX	NIA	WellMed Networks, Inc.	Ownership	100.000	UnitedHealth Group Incorporated	NO	1
		00000	41-2250215				WellMed Networks - DFW, Inc.	TX	NIA	WellMed Networks, Inc.	Ownership	100.000	UnitedHealth Group Incorporated	NO	1
		00000	74-2889447				WellMed Networks, Inc.	TX	NIA	Physician(s) Owned	Influence	0.000	UnitedHealth Group Incorporated	NO	1
		00000	92-0183013				WellMed of Las Cruces, Inc.	TX	NIA	WellMed Networks, Inc.	Ownership	100.000	UnitedHealth Group Incorporated	NO	1
		00000	84-2193803				WellMed Tampa/Orlando Medicare ACO, LLC	TX	NIA	WellMed Network of Florida, Inc.	Ownership	100.000	UnitedHealth Group Incorporated	NO	1
		00000	84-2219968				WellMed Texas Medicare ACO, LLC	TX	NIA	WellMed Networks, Inc.	Ownership	100.000	UnitedHealth Group Incorporated	NO	1
		00000	88-2731487				WellSpan-SCA Holdings, LLC	DE	NIA	SCA-Hagerstown, LLC	Ownership	49.000	UnitedHealth Group Incorporated	NO	2
		00000	27-2809113				West Coast Endoscopy Holdings, LLC	DE	NIA	SCA Surgery Holdings, LLC	Ownership	100.000	UnitedHealth Group Incorporated	NO	
		00000	06-1521999				Western Connecticut Orthopedic Surgical Center, LLC	CT	NIA	SCA-Western Connecticut, LLC	Ownership	57.911	UnitedHealth Group Incorporated	NO	
		00000	47-4468184				Westgreen Surgical Center, LLC	TX	NIA	SCA Westgreen Holdings, LLC	Ownership	51.001	UnitedHealth Group Incorporated	NO	
		00000	85-3312235				WestHealth JV Holdings, LLC	DE	NIA	SCA West Health Holdings, LLC	Ownership	30.000	UnitedHealth Group Incorporated	NO	2

ANNUAL STATEMENT FOR THE YEAR 2022 OF THE UnitedHealthcare Plan of the River Valley, Inc.

SCHEDULE Y
PART 1A - DETAIL OF INSURANCE HOLDING COMPANY SYSTEM

1	2	3	4	5	6	7	8	9	10	11	12	13	14	15	16
Group Code	Group Name	NAIC Company Code	ID Number	Federal RSSD	CIK	Name of Securities Exchange if Publicly Traded (U.S. or International)	Names of Parent, Subsidiaries Or Affiliates	Domi-ciliary Location	Relation-ship to Reporting Entity	Directly Controlled by (Name of Entity/Person)	Type of Control (Ownership, Board, Management, Attorney-in-Fact, Influence, Other)	If Control is Ownership Provide Percentage	Ultimate Controlling Entity(ies)/Person(s)	Is an SCA Filing Re-quired? (Yes/No)	*
		00000	37-1763155				WestHealth Surgery Center, LLC	.. MN..... NIA.....	WestHealth JV Holdings, LLC	Ownership.....	..51.000	UnitedHealth Group Incorporated NO..... 2
		00000	45-0636596				WESTMED Practice Partners LLC	.. DE..... NIA.....	Collaborative Care Holdings, LLC	Ownership.....	..100.000	UnitedHealth Group Incorporated NO.....
		00000	88-1643733				Willow Park Endoscopy Center, LLC	.. TX..... NIA.....	Surgical Care Affiliates, LLC	Influence.....	..0.000	UnitedHealth Group Incorporated NO.....
		00000	27-4816583				Wilson Creek Surgical Center, LLC	.. TX..... NIA.....	Surgical Care Affiliates, LLC	Influence.....	..0.000	UnitedHealth Group Incorporated NO.....
		00000	85-3366699				Woodbury Surgery Center, LLC	.. MN..... NIA.....	SCA Woodbury Holdings, LLC	Ownership.....	..62.036	UnitedHealth Group Incorporated NO..... 2
		00000	52-2102846				XLHealth Corporation	.. MD..... NIA.....	United HealthCare Services, Inc.	Ownership.....	..100.000	UnitedHealth Group Incorporated NO.....
		00000	98-1107695				XLHealth Corporation India Private Limited	.. IND..... NIA.....	XLHealth Corporation	Ownership.....	..99.998	UnitedHealth Group Incorporated NO.....
		00000	98-1107695				XLHealth Corporation India Private Limited	.. IND..... NIA.....	UnitedHealth International, Inc.	Ownership.....	..0.002	UnitedHealth Group Incorporated NO.....
		00000	46-3537245				XLHome Michigan, P.C.	.. MI..... NIA.....	Physician(s) Owned	Influence.....	..0.000	UnitedHealth Group Incorporated NO..... 1
		00000	45-5530241				XLHome Northeast, P.C.	.. NJ..... NIA.....	Physician(s) Owned	Influence.....	..0.000	UnitedHealth Group Incorporated NO..... 1
		00000	46-2931689				XLHome Oklahoma, Inc.	.. OK..... NIA.....	Physician(s) Owned	Influence.....	..0.000	UnitedHealth Group Incorporated NO..... 1
		00000	27-3543997				XLHome, P.C.	.. MD..... NIA.....	Physician(s) Owned	Influence.....	..0.000	UnitedHealth Group Incorporated NO..... 1
		00000	81-2385235				Xplor Counseling, LLC	.. HI..... NIA.....	Refresh Mental Health, Inc.	Ownership.....	..100.000	UnitedHealth Group Incorporated NO.....

Asterisk	Explanation
1	Represents a physician or physicians' owned entity (with respect to the ultimate controlling entity), where the entity is deemed to be influenced by the ultimate controlling entity.
2	Represents a minority-owned entity (with respect to the controlling entity), where the entity is deemed to be influenced by the ultimate controlling entity.

SCHEDULE Y
PART 2 - SUMMARY OF INSURER'S TRANSACTIONS WITH ANY AFFILIATES

1	2	3	4	5	6	7	8	9	10	11	12	13
NAIC Company Code	ID Number	Names of Insurers and Parent, Subsidiaries or Affiliates	Shareholder Dividends	Capital Contributions	Purchases, Sales or Exchanges of Loans, Securities, Real Estate, Mortgage Loans or Other Investments	Income/ (Disbursements) Incurred in Connection with Guarantees or Undertakings for the Benefit of any Affiliate(s)	Management Agreements and Service Contracts	Income/ (Disbursements) Incurred Under Reinsurance Agreements	*	Any Other Material Activity Not in the Ordinary Course of the Insurer's Business	Totals	Reinsurance Recoverable/ (Payable) on Losses and/or Reserve Credit Taken/(Liability)
	45-2402948	4C Medical Group, PLC	0	0	0	0	1,667,827	0		0	1,667,827	0
	22-3149900	A.G. Dikengil, Inc.	0	0	0	0	298,307	0		0	298,307	0
	47-5519672	AbleTo Behavioral Health Services, PC	0	0	0	0	14,484,515	0		0	14,484,515	0
	41-1913523	ACN Group IPA of New York, Inc.	0	0	0	0	718,795	0		0	718,795	0
	27-0015861	ACN Group of California, Inc.	(4,000,000)	500,000	0	0	8,814,002	0		0	5,314,002	0
	20-1310827	Advanced Surgery Center of Clifton, LLC	0	0	0	0	59,817	0		0	59,817	0
	47-5144859	Advanced Surgical Center, LLC	0	0	0	0	172,350	0		0	172,350	0
	26-4093335	Advanced Surgical Hospital, LLC	0	0	0	0	534,540	0		0	534,540	0
	47-5337115	Advocate Condell Ambulatory Surgery Center, LLC	0	0	0	0	502,909	0		0	502,909	0
	36-4437931	Advocate Southwest Ambulatory Surgery Center, LLC	0	0	0	0	425,991	0		0	425,991	0
	46-1494814	Affirmations Psychological Services, LLC	0	0	0	0	107,716	0		0	107,716	0
	35-2109566	AHN Central Services, LLC	0	0	0	0	6,488,678	0		0	6,488,678	0
82406	35-1665915	All Savers Insurance Company	0	520,000,000	0	0	(200,021,312)	0		0	319,978,688	0
73130	35-1744596	All Savers Life Insurance Company of California	0	0	0	0	51,961	0		0	51,961	0
	27-1367127	Alliance Surgical Center, LLC	0	0	0	0	516,632	0		0	516,632	0
	63-1231942	Aloha Surgical Center, LLC	0	0	0	0	186,147	0		0	186,147	0
	35-2108729	American Health Network of Indiana, LLC	0	0	0	0	(2,964,157)	0		0	(2,964,157)	0
	31-1424957	American Health Network of Ohio, LLC	0	0	0	0	648,318	0		0	648,318	0
	54-1743136	AmeriChoice Corporation	150,000,000	0	0	0	0	0		0	150,000,000	0
95497	22-3368602	AmeriChoice of New Jersey, Inc.	(150,000,000)	0	0	0	(633,031,514)	0		0	(783,031,514)	0
	81-2112951	Angie Coil FNP, PLLC	0	0	0	0	41,142	0		0	41,142	0
	82-4763728	Anne Arundel-SCA Surgicenter, LLC	0	0	0	0	1,170,347	0		0	1,170,347	0
	33-0845269	AppleCare Medical Group St. Francis, Inc.	0	0	0	0	57,306	0		0	57,306	0
	33-0898174	AppleCare Medical Group, Inc.	0	0	0	0	47,328,479	0		0	47,328,479	0
	75-2285078	Arcadia Outpatient Surgery Center, L.P.	0	0	0	0	149,246	0		0	149,246	0
	86-3152173	ArchWell Health Professional Services of Alabama, LLC	0	0	0	0	512,565	0		0	512,565	0
	86-3241870	ArchWell Health Professional Services of Kansas, P.A.	0	0	0	0	915,829	0		0	915,829	0
	86-3222071	ArchWell Health Professional Services of North Carolina, P.C.	0	0	0	0	200,660	0		0	200,660	0
	86-3190019	ArchWell Health Professional Services of Oklahoma, LLC	0	0	0	0	588,013	0		0	588,013	0
	86-0813232	Arizona Physicians IPA, Inc.	(220,000,000)	0	0	0	(1,509,968,352)	0		0	(1,729,968,352)	0
	75-2055800	Arlington Surgery Center, LLC	0	0	0	0	570,851	0		0	570,851	0
	86-0882561	Astra Medical Clinic, PLLC	0	0	0	0	23,856	0		0	23,856	0
	74-2452953	Atlanta Surgery Center, Ltd. (L.P.)	0	0	0	0	160,846	0		0	160,846	0
	72-1097827	B.R.A.S.S. Partnership in Commendam	0	0	0	0	348,660	0		0	348,660	0
	33-0645967	Beaver Medical Group, P.C.	0	0	0	0	1,624,380	0		0	1,624,380	0
	88-0267857	Behavioral Healthcare Options, Inc.	0	0	0	0	9,203,763	0		0	9,203,763	0

SCHEDULE Y
PART 2 - SUMMARY OF INSURER'S TRANSACTIONS WITH ANY AFFILIATES

1	2	3	4	5	6	7	8	9	10	11	12	13
NAIC Company Code	ID Number	Names of Insurers and Parent, Subsidiaries or Affiliates	Shareholder Dividends	Capital Contributions	Purchases, Sales or Exchanges of Loans, Securities, Real Estate, Mortgage Loans or Other Investments	Income/ (Disbursements) Incurred in Connection with Guarantees or Undertakings for the Benefit of any Affiliate(s)	Management Agreements and Service Contracts	Income/ (Disbursements) Incurred Under Reinsurance Agreements	*	Any Other Material Activity Not in the Ordinary Course of the Insurer's Business	Totals	Reinsurance Recoverable/ (Payable) on Losses and/or Reserve Credit Taken/(Liability)
	04-3316367	Behavioral Solutions, P.C.	0	0	0	0	44,662	0		0	44,662	0
	22-2848531	Bergen-Passaic Cataract Laser and Surgery Center, LLC	0	0	0	0	741,330	0		0	741,330	0
	22-3858211	Bexar Imaging Center, LLC	0	0	0	0	41,523	0		0	41,523	0
	63-0984076	Birmingham Outpatient Surgery Center, Ltd.	0	0	0	0	1,468,743	0		0	1,468,743	0
	47-4758895	Bloomfield ASC, LLC	0	0	0	0	1,789,673	0		0	1,789,673	0
	62-1530122	Blue Ridge Day Surgery Center, L.P.	0	0	0	0	1,262,604	0		0	1,262,604	0
	65-0241934	Boca Raton Outpatient Surgery & Laser Center, LTD.	0	0	0	0	1,429,463	0		0	1,429,463	0
	46-4213826	Body Image Therapy Center Intensive LLC	0	0	0	0	91,349	0		0	91,349	0
	27-3955254	Capital City Medical Group, L.L.C.	0	0	0	0	130,249	0		0	130,249	0
	14-1940881	Capstone Behavioral Health, Inc.	0	0	0	0	22,349	0		0	22,349	0
12558	45-4976934	Care Improvement Plus of Texas Insurance Company	(147,500,000)	0	0	0	(6,912,064)	0		0	(154,412,064)	0
12567	20-3888112	Care Improvement Plus South Central Insurance Company	0	100,000,000	0	0	(13,497,175,688)	0		0	(13,397,175,688)	0
14041	27-5038136	Care Improvement Plus Wisconsin Insurance Company	(45,000,000)	0	0	0	(161,928,447)	0		0	(206,928,447)	0
	84-3894124	CareMount Value Partners IPA, LLC	0	0	0	0	88,223,797	0		0	88,223,797	0
	56-1780933	Carolina Behavioral Care, P.A.	0	0	0	0	384,537	0		0	384,537	0
	52-2072546	Carroll Counseling Center LLC	0	0	0	0	92,553	0		0	92,553	0
	81-3020487	Castle Hills Surgicare, LLC	0	0	0	0	73,176	0		0	73,176	0
	82-5207935	Castle Rock SurgiCenter, LLC	0	0	0	0	853,577	0		0	853,577	0
	82-1715584	CCEC Anesthesia Management, LLC	0	0	0	0	86,695	0		0	86,695	0
	27-2533497	Cedar Park Surgery Center, LLC	0	0	0	0	335,861	0		0	335,861	0
	85-3324771	Center for Restorative Surgery at Maple Grove, LLC	0	0	0	0	41,396	0		0	41,396	0
	33-0483510	Centers for Family Medicine, GP	0	0	0	0	856,422	0		0	856,422	0
42765	42-1194107	Centurion Casualty Company	0	0	0	0	3,917	0		0	3,917	0
	81-3611560	Change Healthcare LLC	0	0	0	0	331,969	0		0	331,969	0
	58-1709761	Charleston Surgery Center Limited Partnership	0	0	0	0	818,429	0		0	818,429	0
	56-1449531	Charlotte Surgery Center, LLC	0	0	0	0	2,520,227	0		0	2,520,227	0
	82-4075002	Chatham Orthopaedic ASC, LLC	0	0	0	0	595,369	0		0	595,369	0
	26-2389638	Childrens Surgery Center LLC	0	0	0	0	543,655	0		0	543,655	0
	62-1510209	Citrus Regional Surgery Center, L.P.	0	0	0	0	471,875	0		0	471,875	0
	20-3742012	Cleburne Surgical Center, LLC	0	0	0	0	547,694	0		0	547,694	0
	20-2236024	Clinton Partners, LLC	0	0	0	0	209,232	0		0	209,232	0
	20-3056794	Cognitive-Behavioral Therapy Center of Western North Carolina, P.A.	0	0	0	0	84,500	0		0	84,500	0
	27-2337487	Collaborative Care Services, Inc.	0	0	0	0	20,924,867	0		0	20,924,867	0
	83-1529015	Colonial Outpatient Surgery Center, LLC	0	0	0	0	732,882	0		0	732,882	0

SCHEDULE Y
PART 2 - SUMMARY OF INSURER'S TRANSACTIONS WITH ANY AFFILIATES

1	2	3	4	5	6	7	8	9	10	11	12	13
NAIC Company Code	ID Number	Names of Insurers and Parent, Subsidiaries or Affiliates	Shareholder Dividends	Capital Contributions	Purchases, Sales or Exchanges of Loans, Securities, Real Estate, Mortgage Loans or Other Investments	Income/ (Disbursements) Incurred in Connection with Guarantees or Undertakings for the Benefit of any Affiliate(s)	Management Agreements and Service Contracts	Income/ (Disbursements) Incurred Under Reinsurance Agreements	*	Any Other Material Activity Not in the Ordinary Course of the Insurer's Business	Totals	Reinsurance Recoverable/ (Payable) on Losses and/or Reserve Credit Taken/(Liability)
	52-2052733	Columbia Counseling Center P.A.	0	0	0	0	97,943	0		0	97,943	0
	06-1592173	Connecticut Surgery Center, Limited Partnership	0	0	0	0	1,165,016	0		0	1,165,016	0
	20-2595593	Corpus Christi Endoscopy Center, L.L.P.	0	0	0	0	245,527	0		0	245,527	0
	75-2862780	Cross Timbers Surgery Center, LLC	0	0	0	0	528,593	0		0	528,593	0
	63-1263704	Danbury Surgical Center, L.P.	0	0	0	0	1,056,397	0		0	1,056,397	0
	11-2811353	Day-OP Center Of Long Island Inc.	0	0	0	0	262,291	0		0	262,291	0
	52-1811176	DBP Services of New York IPA, Inc.	0	0	0	0	891,904	0		0	891,904	0
	51-0401940	Delaware Surgery Center, LLC	0	0	0	0	621,481	0		0	621,481	0
	52-1452809	Dental Benefit Providers of California, Inc.	0	0	0	0	(18,303,923)	0		0	(18,303,923)	0
	41-2014834	Dental Benefit Providers, Inc.	0	0	0	0	282,975,434	0		0	282,975,434	0
	47-0926556	Denton Surgery Center, LLC	0	0	0	0	794,311	0		0	794,311	0
	82-1436601	Derry Surgical Center, LLC	0	0	0	0	162,961	0		0	162,961	0
	33-0292435	Digestive Disease Center, L.P.	0	0	0	0	141,914	0		0	141,914	0
	45-3329728	Discovery Counseling & Consulting, LLC	0	0	0	0	59,651	0		0	59,651	0
	20-0419099	Doc Martins, PLLC	0	0	0	0	361,253	0		0	361,253	0
	82-5264853	Dry Creek Surgery Center, LLC	0	0	0	0	623,146	0		0	623,146	0
	82-5181311	DTC Surgery Center, LLC	0	0	0	0	2,374,093	0		0	2,374,093	0
	27-2103713	Dublin Surgery Center, LLC	0	0	0	0	218,696	0		0	218,696	0
	82-0668583	Duluth Surgical Suites, LLC	0	0	0	0	166,414	0		0	166,414	0
	04-3106404	Durable Medical Equipment, Inc.	0	0	0	0	61,830	0		0	61,830	0
	59-3625966	DWIC of Tampa Bay, Inc.	0	0	0	0	2,178,627	0		0	2,178,627	0
	59-3705426	E Street Endoscopy, LLC	0	0	0	0	280,748	0		0	280,748	0
	95-4660712	Ear Professionals International Corporation	0	0	0	0	213,574,729	0		0	213,574,729	0
	02-0593133	East Brunswick Surgery Center, LLC	0	0	0	0	155,449	0		0	155,449	0
	62-1502718	Emerald Coast Surgery Center, L.P.	0	0	0	0	579,273	0		0	579,273	0
	33-0181426	Empire Physicians' Medical Group, Inc.	0	0	0	0	28,121,646	0		0	28,121,646	0
	16-1770779	Endoscopy Associates of Valley Forge, LLC	0	0	0	0	70,737	0		0	70,737	0
89087	75-1617708	Enterprise Life Insurance Company	5,700,000	0	0	0	(14,959,509)	34,169,939		0	24,910,430	(73,512,088)
	27-2767291	EPIC Health Plan	0	0	0	0	184,676,854	0		0	184,676,854	0
	90-0624377	Eugene Therapy, LLC	0	0	0	0	77,442	0		0	77,442	0
	61-1752488	Evolve, LLC	0	0	0	0	31,356	0		0	31,356	0
	27-0927202	Eye Specialists Surgery Centers LLC	0	0	0	0	243,878	0		0	243,878	0
	46-3765364	Fairhaven Holdings, LLC	0	0	0	0	175,249	0		0	175,249	0
	27-0820363	Family Counseling Associates of Salem Andover LLC	0	0	0	0	122,343	0		0	122,343	0
	88-0223385	Family Health Care Services	0	0	0	0	4,972,338	0		0	4,972,338	0
	88-0257036	Family Home Hospice, Inc.	0	0	0	0	1,609,215	0		0	1,609,215	0
	87-4007730	Ferrell Physician Services, P.C.	0	0	0	0	219,609	0		0	219,609	0
	82-2929226	First Coast Orthopedic Center, LLC	0	0	0	0	792,799	0		0	792,799	0
	47-2066485	First Hill Surgery Center, LLC	0	0	0	0	680,640	0		0	680,640	0
	62-1551098	Florence Surgery Center, L.P.	0	0	0	0	290,342	0		0	290,342	0

42.2

SCHEDULE Y
PART 2 - SUMMARY OF INSURER'S TRANSACTIONS WITH ANY AFFILIATES

1	2	3	4	5	6	7	8	9	10	11	12	13
NAIC Company Code	ID Number	Names of Insurers and Parent, Subsidiaries or Affiliates	Shareholder Dividends	Capital Contributions	Purchases, Sales or Exchanges of Loans, Securities, Real Estate, Mortgage Loans or Other Investments	Income/ (Disbursements) Incurred in Connection with Guarantees or Undertakings for the Benefit of any Affiliate(s)	Management Agreements and Service Contracts	Income/ (Disbursements) Incurred Under Reinsurance Agreements	*	Any Other Material Activity Not in the Ordinary Course of the Insurer's Business	Totals	Reinsurance Recoverable/ (Payable) on Losses and/or Reserve Credit Taken/(Liability)
	77-0368346	Fort Worth Endoscopy Centers, LLC	0	0	0	0	1,681,774	0		0	1,681,774	0
	68-0499459	Foundation Surgery Affiliate of Huntingdon Valley, L.P.	0	0	0	0	365,823	0		0	365,823	0
	20-3412606	Franklin Surgical Center LLC	0	0	0	0	456,818	0		0	456,818	0
62324	61-1096685	Freedom Life Insurance Company of America	(166,400,000)	0	0	0	(519,102,092)	(34,544,680)		0	(720,046,772)	73,827,249
	52-2230470	FrontierMEDEX, Inc.	0	0	0	0	274,142	0		0	274,142	0
	65-1025514	Gladius Surgery Center, L.L.C.	0	0	0	0	353,167	0		0	353,167	0
	47-3495605	GLBESC, LLC	0	0	0	0	386,055	0		0	386,055	0
	33-0595220	Glenwood Surgical Center, L.P.	0	0	0	0	97,645	0		0	97,645	0
	37-0855360	Golden Rule Financial Corporation	123,400,000	(520,000,000)	0	0	0	0		0	(396,600,000)	0
62286	37-6028756	Golden Rule Insurance Company	(120,000,000)	0	0	0	(413,435,342)	0		0	(533,435,342)	0
	33-0529450	Golden Triangle Surgicenter, L.P.	0	0	0	0	160,566	0		0	160,566	0
	93-1237063	Grants Pass Surgery Center, LLC	0	0	0	0	67,050	0		0	67,050	0
	27-2337725	Greater Phoenix Collaborative Care, P.C.	0	0	0	0	1,687,119	0		0	1,687,119	0
	36-4053840	Greensboro Specialty Surgery Center, LLC	0	0	0	0	1,473,647	0		0	1,473,647	0
	74-2411643	Greenville Surgery Center, LLC	0	0	0	0	379,946	0		0	379,946	0
	85-3346468	Greenway Surgical Suites, LLC	0	0	0	0	230,226	0		0	230,226	0
	01-0619096	Grove Place Surgery Center, L.L.C.	0	0	0	0	645,134	0		0	645,134	0
	47-3071064	Guilford Surgery Center, LLC	0	0	0	0	550,273	0		0	550,273	0
	98-0213198	H&W Indemnity (SPC), Ltd.	0	0	0	0	0	5,818,230		0	5,818,230	40,117,241
79480	35-1279304	Harken Health Insurance Company	(90,000,000)	0	0	0	5,831,795	0		0	(84,168,205)	0
	26-3234725	Harrison Endo Surgical Center, LLC	0	0	0	0	123,143	0		0	123,143	0
	58-2065044	Hawthorn Place Outpatient Surgery Center, L.P.	0	0	0	0	1,163,524	0		0	1,163,524	0
	27-4579547	Hays Surgery Center, LLC	0	0	0	0	234,889	0		0	234,889	0
96342	88-0201035	Health Plan of Nevada, Inc.	(225,000,000)	0	0	0	(622,816,488)	(813,392)		0	(848,629,880)	68,276
	75-2674367	Healthcare Associates of Irving PLLC	0	0	0	0	3,165,632	0		0	3,165,632	0
	95-4526112	HealthCare Partners Affiliates Medical Group	0	0	0	0	3,704,093	0		0	3,704,093	0
	26-4247365	HealthCare Partners ASC-HB, LLC	0	0	0	0	36,127	0		0	36,127	0
	95-4628842	HealthCare Partners ASC-LB, LLC	0	0	0	0	23,145	0		0	23,145	0
	20-3349887	HealthEast Surgery Center-Maplewood, LLC	0	0	0	0	443,782	0		0	443,782	0
	47-2570595	HealthMarkets Group, Inc.	50,000,000	0	0	0	0	0		0	50,000,000	0
		HealthMarkets, LLC	7,500,000	0	0	0	0	0		0	7,500,000	0
	45-2548158	Healthplex Dental Services, Inc.	0	0	0	0	(12,861)	0		0	(12,861)	0
11172	11-3469326	Healthplex Insurance Company	0	25,500,000	0	0	(1,246,441)	0		0	24,253,559	0
12830	20-5343824	Healthplex of NJ, Inc.	0	0	0	0	1,847	0		0	1,847	0
	11-2714365	Healthplex, Inc.	0	(12,000,000)	0	0	119,316	0		0	(11,880,684)	0
	80-0020865	Heron Ridge Assoc., P.L.C.	0	0	0	0	82,347	0		0	82,347	0
	84-1472832	Highlands Ranch Healthcare, LLC	0	0	0	0	1,454,388	0		0	1,454,388	0
	74-2758644	Homecare Dimensions, Inc.	0	0	0	0	164,524	0		0	164,524	0
	27-3296953	IN Style OPTICAL, LLC	0	0	0	0	29,984	0		0	29,984	0
	33-0018673	Inland Surgery Center, L.P.	0	0	0	0	276,157	0		0	276,157	0
	47-5640889	INOVB Surgical at Memorial City, LLC	0	0	0	0	703,640	0		0	703,640	0

42.3

SCHEDULE Y
PART 2 - SUMMARY OF INSURER'S TRANSACTIONS WITH ANY AFFILIATES

1	2	3	4	5	6	7	8	9	10	11	12	13
NAIC Company Code	ID Number	Names of Insurers and Parent, Subsidiaries or Affiliates	Shareholder Dividends	Capital Contributions	Purchases, Sales or Exchanges of Loans, Securities, Real Estate, Mortgage Loans or Other Investments	Income/ (Disbursements) Incurred in Connection with Guarantees or Undertakings for the Benefit of any Affiliate(s)	Management Agreements and Service Contracts	Income/ (Disbursements) Incurred Under Reinsurance Agreements	*	Any Other Material Activity Not in the Ordinary Course of the Insurer's Business	Totals	Reinsurance Recoverable/ (Payable) on Losses and/or Reserve Credit Taken/(Liability)
	27-2557480	Integrated Behavioral Health, LLC	0	0	0	0	263,132	0		0	263,132	0
11173	22-2321226	International Healthcare Services, Inc.	0	0	0	0	(664,706)	0		0	(664,706)	0
	74-2544709	Joliet Surgery Center Limited Partnership	0	0	0	0	670,323	0		0	670,323	0
	26-3013277	Jonathan E. Goldberg, Ph.D., Inc.	0	0	0	0	70,847	0		0	70,847	0
	26-3478896	Joyce Marter & Associates, P.C.	0	0	0	0	234,858	0		0	234,858	0
	30-0089259	K.P. Counseling, Ltd.	0	0	0	0	54,979	0		0	54,979	0
	76-0386391	Kelsey-Seybold Medical Group, PLLC	0	0	0	0	301,827,766	0		0	301,827,766	0
	76-0602862	KS Management Services, L.L.C.	0	0	0	0	14,758,334	0		0	14,758,334	0
	84-2355006	KS Pharm, LLC	0	0	0	0	31,958	0		0	31,958	0
12827	20-5602615	KS Plan Administrators, LLC	0	0	0	0	(303,718,113)	0		0	(303,718,113)	0
	84-2241460	KS SC, LLC	0	0	0	0	7,883,850	0		0	7,883,850	0
	36-4785073	Landmark Health NY IPA, LLC	0	0	0	0	82,240	0		0	82,240	0
	85-0997438	Landmark Medical of Arkansas, P.A.	0	0	0	0	5,064,130	0		0	5,064,130	0
	82-4633545	Landmark Medical of Kansas, P.A.	0	0	0	0	1,130,946	0		0	1,130,946	0
	82-4881602	Landmark Medical of Kentucky, PSC	0	0	0	0	1,379,430	0		0	1,379,430	0
	81-5364097	Landmark Medical of Massachusetts, PLLC	0	0	0	0	12,202,163	0		0	12,202,163	0
	82-5084178	Landmark Medical of Mississippi, P.C.	0	0	0	0	385,560	0		0	385,560	0
	82-4857713	Landmark Medical of Missouri, P.C.	0	0	0	0	938,813	0		0	938,813	0
	82-4864947	Landmark Medical of Ohio, Professional Corporation	0	0	0	0	14,149,724	0		0	14,149,724	0
	47-2926188	Landmark Medical of Oregon, PC	0	0	0	0	2,563,400	0		0	2,563,400	0
	84-2830065	Landmark Medical of Rhode Island, PC	0	0	0	0	945,915	0		0	945,915	0
	30-1288593	Landmark Medical of Tennessee, PC	0	0	0	0	5,064,570	0		0	5,064,570	0
	85-0839774	Landmark Medical of Virginia, P.C.	0	0	0	0	1,794,720	0		0	1,794,720	0
	47-3028655	Landmark Medical of Washington, PC	0	0	0	0	1,604,898	0		0	1,604,898	0
	47-1588943	Landmark Medical, P.C.	0	0	0	0	32,240,362	0		0	32,240,362	0
	61-1028180	Lexington Surgery Center, Ltd.	0	0	0	0	880,503	0		0	880,503	0
	36-3468942	LGH-A/Golf ASTC, L.L.C.	0	0	0	0	425,796	0		0	425,796	0
	20-0468524	Life Strategies Counseling, Inc.	0	0	0	0	40,108	0		0	40,108	0
	26-3292877	LifeSolutions Counseling Associates, P.C.	0	0	0	0	32,189	0		0	32,189	0
	51-0277181	Limestone Medical Center, LLC	0	0	0	0	312,935	0		0	312,935	0
	82-2435405	Logan Surgical Suites, LLC	0	0	0	0	573,074	0		0	573,074	0
	62-1179566	Louisville S.C., Ltd.	0	0	0	0	379,416	0		0	379,416	0
	36-4119522	Loyola Ambulatory Surgery Center at Oakbrook, L.P.	0	0	0	0	81,964	0		0	81,964	0
	02-0749532	Lutheran Campus ASC, LLC	0	0	0	0	1,076,902	0		0	1,076,902	0
	20-2547795	Main Line Spine Surgery Center, LLC	0	0	0	0	215,944	0		0	215,944	0
60321	52-1803283	MAMSI Life and Health Insurance Company	(26,000,000)	0	0	0	(21,495,277)	0		0	(47,495,277)	0
52014	65-0303864	Managed Care of North America, Inc.	(10,000,000)	0	0	0	17,580,343	0		0	7,580,343	0
	86-1354607	Mansfield Endoscopy Center, LLC	0	0	0	0	206,038	0		0	206,038	0
	95-4874334	March Vision Care Group, Incorporated	0	0	0	0	35,341,481	0		0	35,341,481	0
	27-3115058	March Vision Care IPA, Inc.	0	0	0	0	224,999	0		0	224,999	0
	75-2160466	Marietta Outpatient Surgery, Ltd. (L.P.)	0	0	0	0	690,473	0		0	690,473	0

SCHEDULE Y
PART 2 - SUMMARY OF INSURER'S TRANSACTIONS WITH ANY AFFILIATES

1	2	3	4	5	6	7	8	9	10	11	12	13
NAIC Company Code	ID Number	Names of Insurers and Parent, Subsidiaries or Affiliates	Shareholder Dividends	Capital Contributions	Purchases, Sales or Exchanges of Loans, Securities, Real Estate, Mortgage Loans or Other Investments	Income/ (Disbursements) Incurred in Connection with Guarantees or Undertakings for the Benefit of any Affiliate(s)	Management Agreements and Service Contracts	Income/ (Disbursements) Incurred Under Reinsurance Agreements	*	Any Other Material Activity Not in the Ordinary Course of the Insurer's Business	Totals	Reinsurance Recoverable/ (Payable) on Losses and/or Reserve Credit Taken/(Liability)
	94-3377073	Marin Health Ventures, LLC	0	0	0	0	572,017	0		0	572,017	0
	20-0815305	Massachusetts Avenue Surgery Center, LLC	0	0	0	0	620,054	0		0	620,054	0
	62-1600267	McKenzie Surgery Center, L.P.	0	0	0	0	367,684	0		0	367,684	0
	45-2542951	MCNA Health Care Holdings, LLC	43,000,000	0	0	0	16,968,506	0		0	59,968,506	0
14063	52-2459969	MCNA Insurance Company	(33,000,000)	0	0	0	(86,528,344)	0		0	(119,528,344)	0
	45-3641822	MCNA Systems Corp.	0	0	0	0	40,547,966	0		0	40,547,966	0
96310	52-1169135	MD-Individual Practice Association, Inc.	(15,000,000)	0	0	0	(56,220,387)	(183,486)		0	(71,403,873)	0
	81-0936574	ME Urgent Care Nebraska, Inc.	0	0	0	0	149,768	0		0	149,768	0
	82-4401181	MedExpress Primary Care West Virginia, Inc.	0	0	0	0	24,461	0		0	24,461	0
	46-4348120	MedExpress Urgent Care Arkansas, P.A.	0	0	0	0	1,045,184	0		0	1,045,184	0
	82-0930142	MedExpress Urgent Care California, P.C.	0	0	0	0	1,080,198	0		0	1,080,198	0
	81-1956812	MedExpress Urgent Care Connecticut, P.C.	0	0	0	0	190,674	0		0	190,674	0
	47-1919283	MedExpress Urgent Care Kansas, P.A.	0	0	0	0	323,707	0		0	323,707	0
	82-1719888	MedExpress Urgent Care Maine, Inc.	0	0	0	0	135,191	0		0	135,191	0
	81-1125396	MedExpress Urgent Care Minnesota P.C.	0	0	0	0	79,359	0		0	79,359	0
	81-5138747	MedExpress Urgent Care North Carolina, P.C.	0	0	0	0	3,791,791	0		0	3,791,791	0
	20-2545363	MedExpress Urgent Care of Boynton Beach, LLC	0	0	0	0	791,593	0		0	791,593	0
	47-5147441	MedExpress Urgent Care Texas, P.A.	0	0	0	0	426,360	0		0	426,360	0
	26-4546400	MedExpress Urgent Care, Inc. - West Virginia	0	0	0	0	884,610	0		0	884,610	0
	45-3461101	MedExpress Urgent Care, P.C. - Maryland	0	0	0	0	462,742	0		0	462,742	0
	47-1857908	MedExpress Urgent Care, P.C. - Massachusetts	0	0	0	0	143,963	0		0	143,963	0
	47-1824365	MedExpress Urgent Care, P.C. - Oklahoma	0	0	0	0	69,095	0		0	69,095	0
	26-3750502	MedExpress Urgent Care, P.C. - Pennsylvania	0	0	0	0	3,369,003	0		0	3,369,003	0
	45-3123110	MedExpress Urgent Care, P.C. - Virginia	0	0	0	0	1,583,877	0		0	1,583,877	0
	45-5436856	MedExpress, Inc. - Delaware	0	0	0	0	131,049	0		0	131,049	0
	75-2566987	Medical Clinic of North Texas PLLC	0	0	0	0	6,496,071	0		0	6,496,071	0
	58-2101921	Melbourne Surgery Center, LLC	0	0	0	0	420,603	0		0	420,603	0
	37-1782795	Memorial Houston Surgery Center, LLC	0	0	0	0	441,477	0		0	441,477	0
	26-1394069	MemorialCare Surgical Center at Orange Coast, LLC	0	0	0	0	828,482	0		0	828,482	0
	20-3678259	MemorialCare Surgical Center at Saddleback, LLC	0	0	0	0	1,118,439	0		0	1,118,439	0
	62-1396317	Mental Health Resources, PLLC	0	0	0	0	113,200	0		0	113,200	0
	36-4600281	Miami Surgery Center, LLC	0	0	0	0	594,578	0		0	594,578	0
	20-3345412	Midlands Orthopaedics Surgery Center, LLC	0	0	0	0	1,009,192	0		0	1,009,192	0
	20-8103522	Midwest Center for Day Surgery, LLC	0	0	0	0	412,705	0		0	412,705	0
66087	62-0724538	Mid-West National Life Insurance Company of Tennessee	(7,500,000)	0	0	0	(714,139)	(129,681)		0	(8,343,820)	1,769,153

42.5

SCHEDULE Y
PART 2 - SUMMARY OF INSURER'S TRANSACTIONS WITH ANY AFFILIATES

1	2	3	4	5	6	7	8	9	10	11	12	13
NAIC Company Code	ID Number	Names of Insurers and Parent, Subsidiaries or Affiliates	Shareholder Dividends	Capital Contributions	Purchases, Sales or Exchanges of Loans, Securities, Real Estate, Mortgage Loans or Other Investments	Income/ (Disbursements) Incurred in Connection with Guarantees or Undertakings for the Benefit of any Affiliate(s)	Management Agreements and Service Contracts	Income/ (Disbursements) Incurred Under Reinsurance Agreements	*	Any Other Material Activity Not in the Ordinary Course of the Insurer's Business	Totals	Reinsurance Recoverable/ (Payable) on Losses and/or Reserve Credit Taken/(Liability)
	83-0543458	Mile High SurgiCenter, LLC	0	0	0	0	789,665	0		0	789,665	0
	47-2117693	Mindscapes Counseling, LLC	0	0	0	0	216,503	0		0	216,503	0
	81-2977678	Mobile Medical Services of New Jersey, PC	0	0	0	0	128,114	0		0	128,114	0
	30-0445773	Mobile Medical Services, P.C.	0	0	0	0	858,710	0		0	858,710	0
	63-0883553	Mobile-SC, LTD.	0	0	0	0	921,950	0		0	921,950	0
	22-3935634	Monarch Health Plan, Inc.	0	0	0	0	116,907,336	0		0	116,907,336	0
	33-0587660	Monarch HealthCare, A Medical Group, Inc.	0	0	0	0	92,737,453	0		0	92,737,453	0
	52-1401868	Montgomery Surgery Center Limited Partnership	0	0	0	0	361,064	0		0	361,064	0
	26-3513595	Morris County Surgical Center, LLC	0	0	0	0	326,652	0		0	326,652	0
	45-4450466	Murrells Inlet ASC, LLC	0	0	0	0	688,362	0		0	688,362	0
98205	73-1187572	National Foundation Life Insurance Company	(46,000,000)	0	0	0	(51,890,757)	374,741		0	(97,516,016)	(315,161)
95251	76-0196559	National Pacific Dental, Inc.	0	0	0	0	(741,064)	0		0	(741,064)	0
	36-4719151	naviHealth, Inc.	0	0	0	0	3,225,248,320	0		0	3,225,248,320	0
95123	65-0996107	Neighborhood Health Partnership, Inc.	(20,000,000)	0	0	0	(253,261,691)	0		0	(273,261,691)	0
95758	88-0228572	Nevada Pacific Dental	0	0	0	0	(355,423)	0		0	(355,423)	0
	72-1267232	New Orleans Regional Physician Hospital Organization, L.L.C.	0	0	0	0	1,399,585,059	0		0	1,399,585,059	0
	84-1250135	New West Physicians, Inc.	0	0	0	0	3,884,555	0		0	3,884,555	0
	27-2248103	North Dallas Surgical Center, LLC	0	0	0	0	436,805	0		0	436,805	0
	91-1276412	North Kitsap Ambulatory Surgery Center, LLC	0	0	0	0	356,038	0		0	356,038	0
	63-1240726	Northern Rockies Surgery Center, L.P.	0	0	0	0	48,840	0		0	48,840	0
	62-1664325	Northlake Surgical Center, L.P.	0	0	0	0	168,943	0		0	168,943	0
	86-0646417	Northlight Counseling Associates, Inc.	0	0	0	0	54,296	0		0	54,296	0
	45-5055997	Northwest Spine and Laser Surgery Center LLC	0	0	0	0	644,841	0		0	644,841	0
	75-2494046	Northwest Surgicare, Ltd., an Illinois Limited Partnership	0	0	0	0	300,292	0		0	300,292	0
	61-1855159	NPN IPA Washington, PLLC	0	0	0	0	59,535	0		0	59,535	0
	38-2481929	Oakland Psychological Clinic, P.C.	0	0	0	0	56,940	0		0	56,940	0
	26-1914835	Ophthalmology Surgery Center of Dallas, LLC	0	0	0	0	2,680,762	0		0	2,680,762	0
96940	52-1518174	Optimum Choice, Inc.	(1,900,000)	0	0	0	(97,119,789)	(427,168)		0	(99,446,957)	0
	45-4770582	Optum Care Network of Indiana, LLC	0	0	0	0	336,565,505	0		0	336,565,505	0
	45-3143218	Optum Care Networks, Inc.	0	0	0	0	668,491,633	0		0	668,491,633	0
	46-1981651	Optum Direct To Consumer, LLC	0	0	0	0	55,123	0		0	55,123	0
	27-2309024	Optum Health Networks, Inc.	0	0	0	0	8,318,545,652	0		0	8,318,545,652	0
	46-2385459	Optum Health Plan of California	0	0	0	0	781,934,471	0		0	781,934,471	0
69647	31-0628424	Optum Insurance of Ohio, Inc.	(27,000,000)	0	0	0	(9,622,462)	0		0	(36,622,462)	0
	22-3624559	Optum Medical Care of New Jersey, P.C.	0	0	0	0	19,731,441	0		0	19,731,441	0

SCHEDULE Y

PART 2 - SUMMARY OF INSURER'S TRANSACTIONS WITH ANY AFFILIATES

1	2	3	4	5	6	7	8	9	10	11	12	13
NAIC Company Code	ID Number	Names of Insurers and Parent, Subsidiaries or Affiliates	Shareholder Dividends	Capital Contributions	Purchases, Sales or Exchanges of Loans, Securities, Real Estate, Mortgage Loans or Other Investments	Income/ (Disbursements) Incurred in Connection with Guarantees or Undertakings for the Benefit of any Affiliate(s)	Management Agreements and Service Contracts	Income/ (Disbursements) Incurred Under Reinsurance Agreements	*	Any Other Material Activity Not in the Ordinary Course of the Insurer's Business	Totals	Reinsurance Recoverable/ (Payable) on Losses and/or Reserve Credit Taken/(Liability)
	13-3544120	Optum Medical Care, P.C.	0	0	0	0	54,072,291	0		0	54,072,291	0
	30-0826311	Optum Medical Services of California, P.C.	0	0	0	0	16,027,821	0		0	16,027,821	0
	45-3866363	Optum Medical Services, P.C.	0	0	0	0	12,018,578	0		0	12,018,578	0
11068	30-0029448	Optum Networks of New Jersey, Inc.	0	30,000,000	0	0	369,131,343	0		0	399,131,343	0
	58-2205984	Optum Women's and Children's Health, LLC	0	0	0	0	6,327,125	0		0	6,327,125	0
	47-1422097	OptumCare Clinical Trials, LLC	0	0	0	0	114,460	0		0	114,460	0
	35-2597463	OptumCare Colorado ASC, LLC	0	0	0	0	52,541	0		0	52,541	0
	47-2218380	OptumCare Colorado Springs, LLC	0	0	0	0	4,026,823	0		0	4,026,823	0
	87-0408859	OptumCare Florida, LLC	0	0	0	0	1,023,354	0		0	1,023,354	0
	20-4043287	OptumCare New Mexico, LLC	0	0	0	0	165,338,353	0		0	165,338,353	0
	13-4138668	OptumCare New York IPA, Inc.	0	0	0	0	18,901,330	0		0	18,901,330	0
	93-1306308	OptumCare Portland, LLC	0	0	0	0	169,206	0		0	169,206	0
	41-1591944	OptumHealth Care Solutions, LLC	4,000,000	(500,000)	0	0	242,915,191	0		0	246,415,191	0
	47-1192395	OptumHealth Holdings, LLC	125,000,000	0	0	0	0	0		0	125,000,000	0
	41-1858498	OptumInsight, Inc.	0	0	0	0	368,131,142	0		0	368,131,142	0
	88-0361447	OptumRx PBM of Maryland, LLC	27,000,000	0	0	0	0	0		0	27,000,000	0
	33-0441200	OptumRx, Inc.	0	0	0	0	22,485,193,833	0		0	22,485,193,833	0
	27-3674492	Oregon Healthcare Resources, LLC	0	0	0	0	4,039,662	0		0	4,039,662	0
	22-3883387	Oregon Outpatient Surgery Center, LLC	0	0	0	0	521,853	0		0	521,853	0
	13-3960641	OrthoNet Holdings, Inc.	0	(30,000,000)	0	0	0	0		0	(30,000,000)	0
	13-3818652	OrthoNet LLC	0	0	0	0	13,512,523	0		0	13,512,523	0
	81-2594417	Orthopedic Surgery Center of Palm Beach County, LLC	0	0	0	0	552,161	0		0	552,161	0
	41-1921007	Ovations, Inc.	128,000,000	0	0	0	0	0		0	128,000,000	0
78026	22-2797560	Oxford Health Insurance, Inc.	(560,000,000)	0	0	0	(2,032,415,716)	(5,203)		0	(2,592,420,919)	0
96798	06-1181201	Oxford Health Plans (CT), Inc.	(31,000,000)	0	0	0	(539,091,057)	(1,404,806)		0	(571,495,863)	2
95506	22-2745725	Oxford Health Plans (NJ), Inc.	(131,000,000)	0	0	0	(830,227,115)	1,000		0	(961,226,115)	0
95479	06-1181200	Oxford Health Plans (NY), Inc.	0	0	0	0	(92,091,634)	0		0	(92,091,634)	0
	52-2443751	Oxford Health Plans LLC	162,000,000	0	0	0	0	0		0	162,000,000	0
70785	35-1137395	PacifiCare Life and Health Insurance Company	0	0	0	0	(573,438)	149		0	(573,289)	12,870
84506	95-2829463	PacifiCare Life Assurance Company	(6,000,000)	0	0	0	(2,157,365)	0		0	(8,157,365)	0
95617	94-3267522	PacifiCare of Arizona, Inc.	0	0	0	0	(5,488)	(333)		0	(5,821)	0
95434	84-1011378	PacifiCare of Colorado, Inc.	(195,000,000)	0	0	0	2,840,594	15,945		0	(192,143,461)	0
	48-1255983	Panama City Surgery Center, LLC	0	0	0	0	648,008	0		0	648,008	0
	45-1484375	Park Hill Surgery Center, LLC	0	0	0	0	1,268,970	0		0	1,268,970	0
	20-4127100	Parkway Surgery Center, LLC	0	0	0	0	145,292	0		0	145,292	0
	62-1500185	Partial Hospital Systems, Inc.	0	0	0	0	63,157	0		0	63,157	0
	20-1311030	Patient Care Associates, L.L.C.	0	0	0	0	1,378,412	0		0	1,378,412	0
13607	20-5662149	Peoples Health, Inc.	0	0	0	0	(1,401,075,345)	0		0	(1,401,075,345)	0
	20-5608977	Perham Physical Therapy, LTD	0	0	0	0	53,000	0		0	53,000	0
	58-1978405	Perimeter Center for Outpatient Surgery, L.P.	0	0	0	0	348,065	0		0	348,065	0
	38-2592367	Perspectives of Troy, P.C.	0	0	0	0	62,961	0		0	62,961	0

427

SCHEDULE Y
PART 2 - SUMMARY OF INSURER'S TRANSACTIONS WITH ANY AFFILIATES

1	2	3	4	5	6	7	8	9	10	11	12	13
NAIC Company Code	ID Number	Names of Insurers and Parent, Subsidiaries or Affiliates	Shareholder Dividends	Capital Contributions	Purchases, Sales or Exchanges of Loans, Securities, Real Estate, Mortgage Loans or Other Investments	Income/ (Disbursements) Incurred in Connection with Guarantees or Undertakings for the Benefit of any Affiliate(s)	Management Agreements and Service Contracts	Income/ (Disbursements) Incurred Under Reinsurance Agreements	*	Any Other Material Activity Not in the Ordinary Course of the Insurer's Business	Totals	Reinsurance Recoverable/ (Payable) on Losses and/or Reserve Credit Taken/(Liability)
	82-5162940	Phoenix Mental Health and Wellness PLLC	0	0	0	0	113,486	0		0	113,486	0
	81-2902954	Physician Alliance of the Rockies, LLC	0	0	0	0	258,494,715	0		0	258,494,715	0
	91-1822767	Physicians Care Network, L.L.C.	0	0	0	0	57,129	0		0	57,129	0
	59-3438026	Physicians Day Surgery Center, LLC	0	0	0	0	398,621	0		0	398,621	0
11494	04-3677255	Physicians Health Choice of Texas, LLC	0	0	0	0	(2,198,866,768)	0		0	(2,198,866,768)	0
	20-5071967	Physicians' Medical Center, LLC	0	0	0	0	2,681,042	0		0	2,681,042	0
	94-2722082	Physicians Medical Group of San Jose, Inc.	0	0	0	0	4,207,178	0		0	4,207,178	0
	20-5170962	Physicians' Surgery Center of Downey, LLC	0	0	0	0	54,714	0		0	54,714	0
	33-0795271	Pinnacle Medical Group, Inc.	0	0	0	0	49,240	0		0	49,240	0
	33-0752699	Pomerado Outpatient Surgical Center, L.P.	0	0	0	0	225,870	0		0	225,870	0
12756	20-3391186	Preferred Care Network of Florida, Inc.	0	0	0	0	7,616	0		0	7,616	0
12155	01-0788576	Preferred Care Network, Inc.	(19,500,000)	0	0	0	(135,968,114)	0		0	(155,468,114)	0
	65-0683927	Preferred Care Partners Holding, Corp.	146,700,000	0	0	0	0	0		0	146,700,000	0
11176	65-0885893	Preferred Care Partners, Inc.	(146,700,000)	0	0	0	(1,361,479,472)	0		0	(1,508,179,472)	0
	41-1846481	PreferredOne Administrative Services, Inc.	0	(25,000,000)	0	0	3,951,033	0		0	(21,048,967)	0
11817	81-0625135	PreferredOne Insurance Company	0	25,000,000	0	0	(584,169)	0		0	24,415,831	0
	72-1378216	Premier Surgery Center of Louisville, L.P.	0	0	0	0	386,591	0		0	386,591	0
	33-0527335	Primary Care Associated Medical Group, Inc.	0	0	0	0	12,398,549	0		0	12,398,549	0
	33-0607478	PrimeCare Medical Network, Inc.	0	0	0	0	304,193,541	0		0	304,193,541	0
	45-4469117	ProHEALTH Accountable Care Medical Group, PLLC	0	0	0	0	363,852	0		0	363,852	0
	11-3447394	ProHEALTH Ambulatory Surgery Center, Inc.	0	0	0	0	600,509	0		0	600,509	0
	11-3355604	ProHEALTH Care Associates, L.L.P.	0	0	0	0	24,733,928	0		0	24,733,928	0
	06-1469068	ProHealth Physicians, P.C.	0	0	0	0	12,405,522	0		0	12,405,522	0
	47-5661535	ProHEALTH Urgent Care Medicine of New Jersey LLP	0	0	0	0	4,474,329	0		0	4,474,329	0
	46-1883579	ProHEALTH Urgent Care Medicine, PLLC	0	0	0	0	6,635,809	0		0	6,635,809	0
	84-3234753	Prospero Health Partners, P.C.	0	0	0	0	145,399,411	0		0	145,399,411	0
	27-3409538	Psychiatry Specialists Inc.	0	0	0	0	72,660	0		0	72,660	0
	16-1484552	Psychological Healthcare, PLLC	0	0	0	0	88,608	0		0	88,608	0
	80-0947972	Real Appeal, LLC	0	0	0	0	9,426,066	0		0	9,426,066	0
	20-0785644	Red Oak Counseling, Ltd.	0	0	0	0	194,773	0		0	194,773	0
	56-2627067	Redlands Family Practice Medical Group, Inc.	0	0	0	0	102,374	0		0	102,374	0
	82-3603285	Refresh Canopy Cove, Inc.	0	0	0	0	667,033	0		0	667,033	0
	82-5351068	Refresh In-Home Counseling LLC	0	0	0	0	182,037	0		0	182,037	0
	83-0697837	Refresh New Jersey Psych Health LLC	0	0	0	0	23,023	0		0	23,023	0

SCHEDULE Y
PART 2 - SUMMARY OF INSURER'S TRANSACTIONS WITH ANY AFFILIATES

1	2	3	4	5	6	7	8	9	10	11	12	13
NAIC Company Code	ID Number	Names of Insurers and Parent, Subsidiaries or Affiliates	Shareholder Dividends	Capital Contributions	Purchases, Sales or Exchanges of Loans, Securities, Real Estate, Mortgage Loans or Other Investments	Income/ (Disbursements) Incurred in Connection with Guarantees or Undertakings for the Benefit of any Affiliate(s)	Management Agreements and Service Contracts	Income/ (Disbursements) Incurred Under Reinsurance Agreements	*	Any Other Material Activity Not in the Ordinary Course of the Insurer's Business	Totals	Reinsurance Recoverable/ (Payable) on Losses and/or Reserve Credit Taken/(Liability)
	20-5251393	Reliant Medical Group The Endoscopy Center, LLC	0	0	0	0	100,179	0		0	100,179	0
	04-2472266	Reliant Medical Group, Inc.	0	0	0	0	8,872,795	0		0	8,872,795	0
	46-0558032	Research Surgical Center LLC	0	0	0	0	834,639	0		0	834,639	0
	46-0758315	River Valley ASC, LLC	0	0	0	0	716,283	0		0	716,283	0
	33-0055097	Riverside Community Healthplan Medical Group, Inc.	0	0	0	0	152,771	0		0	152,771	0
	83-2735771	Riverside Surgical Center of Meadowlands, LLC	0	0	0	0	351,303	0		0	351,303	0
	83-2722082	Riverside Surgical Center of Newark, LLC	0	0	0	0	77,473	0		0	77,473	0
	86-0857176	Robert B. McBeath, M.D. II, P.C.	0	0	0	0	15,821,940	0		0	15,821,940	0
	88-0310956	Robert B. McBeath, M.D., Professional Corporation	0	0	0	0	33,969,800	0		0	33,969,800	0
	04-3713185	Rockville Eye Surgery Center, LLC	0	0	0	0	507,960	0		0	507,960	0
95482	84-0614905	Rocky Mountain Health Maintenance Organization, Incorporated	(8,500,000)	30,000,000	0	0	(170,845,583)	(678,251)		0	(150,023,834)	0
	37-1832312	Rush Oak Brook Surgery Center, LLC	0	0	0	0	1,443,833	0		0	1,443,833	0
	77-0398259	Saad A. Shakir, M.D., Inc.	0	0	0	0	82,858	0		0	82,858	0
	83-0521940	Sacred Heart ASC, LLC	0	0	0	0	448,705	0		0	448,705	0
	74-2462470	Salem Surgery Center, LLC	0	0	0	0	301,509	0		0	301,509	0
	77-0322251	San Diego Endoscopy Center	0	0	0	0	126,820	0		0	126,820	0
	27-3787593	Sand Lake SurgiCenter, LLC	0	0	0	0	496,045	0		0	496,045	0
	84-1754732	Sanvello Behavioral Health Services, P.A.	0	0	0	0	41,009	0		0	41,009	0
	22-3660141	Seashore Surgical Institute, L.L.C.	0	0	0	0	632,768	0		0	632,768	0
	47-5082677	Sherman Counseling Management, S.C.	0	0	0	0	65,986	0		0	65,986	0
71420	94-0734860	Sierra Health and Life Insurance Company, Inc.	(1,475,000,000)	0	0	0	(5,577,746,016)	405,766		0	(7,052,340,250)	(215,674)
	88-0200415	Sierra Health Services, Inc.	1,700,000,000	0	0	0	0	0		0	1,700,000,000	0
	88-0385705	Sierra Home Medical Products, Inc.	0	0	0	0	34,501,610	0		0	34,501,610	0
	82-1485491	SJ East Campus ASC, LLC	0	0	0	0	1,267,834	0		0	1,267,834	0
	46-0729622	Solstice Administration Services, Inc.	0	(100,000)	0	0	0	0		0	(100,000)	0
12341	14-1917982	Solstice Benefits, Inc.	0	0	0	0	(4,691,040)	0		0	(4,691,040)	0
13971	27-1395245	Solstice Health Insurance Company	0	0	0	0	(3,648,280)	0		0	(3,648,280)	0
16610	30-1200533	Solstice Healthplans of Arizona, Inc.	0	100,000	0	0	(159,130)	0		0	(59,130)	0
17141	35-2709791	Solstice Healthplans of Colorado, Inc.	0	0	0	0	(134)	0		0	(134)	0
16878	30-1190514	Solstice Healthplans of Ohio, Inc.	0	0	0	0	(22,800)	0		0	(22,800)	0
16892	36-4935990	Solstice Healthplans of Texas, Inc.	0	0	0	0	(149,612)	0		0	(149,612)	0
	46-3786700	Solstice Healthplans, Inc.	0	0	0	0	(3,369,659)	0		0	(3,369,659)	0
16790	26-2699505	Solstice of Illinois, Inc.	0	0	0	0	(64,923)	0		0	(64,923)	0
	20-8433398	Somerset Outpatient Surgery, L.L.C.	0	0	0	0	310,614	0		0	310,614	0
	75-2723958	South Arlington Surgical Providers, LLC	0	0	0	0	243,975	0		0	243,975	0
	88-0201420	Southwest Medical Associates, Inc.	0	0	0	0	137,459,997	0		0	137,459,997	0
	36-4369359	Southwest Surgery Center, LLC	0	0	0	0	795,121	0		0	795,121	0
	41-2013700	Southwest Surgical Center, LLC	0	0	0	0	87,581	0		0	87,581	0

SCHEDULE Y

PART 2 - SUMMARY OF INSURER'S TRANSACTIONS WITH ANY AFFILIATES

1	2	3	4	5	6	7	8	9	10	11	12	13
NAIC Company Code	ID Number	Names of Insurers and Parent, Subsidiaries or Affiliates	Shareholder Dividends	Capital Contributions	Purchases, Sales or Exchanges of Loans, Securities, Real Estate, Mortgage Loans or Other Investments	Income/ (Disbursements) Incurred in Connection with Guarantees or Undertakings for the Benefit of any Affiliate(s)	Management Agreements and Service Contracts	Income/ (Disbursements) Incurred Under Reinsurance Agreements	*	Any Other Material Activity Not in the Ordinary Course of the Insurer's Business	Totals	Reinsurance Recoverable/ (Payable) on Losses and/or Reserve Credit Taken/(Liability)
	75-2516426	Space Coast Surgical Center, Ltd.	0	0	0	0	265,164	0		0	265,164	0
	57-0953005	Spartanburg Surgery Center, LLC	0	0	0	0	545,594	0		0	545,594	0
	20-3412545	Specialty Surgical Center, LLC	0	0	0	0	276,846	0		0	276,846	0
	71-0886811	Spectera of New York, IPA, Inc.	0	0	0	0	21,260	0		0	21,260	0
	52-1260282	Spectera, Inc.	0	0	0	0	45,897,216	0		0	45,897,216	0
	82-3087236	Spring Behavioral Health of New Jersey, LLC	0	0	0	0	31,990	0		0	31,990	0
	23-2833266	Springfield Psychological, P.C.	0	0	0	0	311,267	0		0	311,267	0
	75-2201400	St. Cloud Outpatient Surgery, Ltd., a Minnesota Limited Partnership	0	0	0	0	511,477	0		0	511,477	0
	61-1754451	St. Louis Specialty Surgical Center, LLC	0	0	0	0	585,629	0		0	585,629	0
	20-1211544	Stonegate Surgery Center, L.P.	0	0	0	0	374,192	0		0	374,192	0
	47-4990107	Summer Street ASC, LLC	0	0	0	0	867,453	0		0	867,453	0
	82-5164277	Surgery Center at Cherry Creek, LLC	0	0	0	0	112,587	0		0	112,587	0
	82-5207693	Surgery Center at Kissing Camels, LLC	0	0	0	0	275,010	0		0	275,010	0
	85-4070407	Surgery Center at South Ogden, LLC	0	0	0	0	68,168	0		0	68,168	0
	81-3129674	Surgery Center at St. Vincent, LLC	0	0	0	0	541,288	0		0	541,288	0
	20-1733152	Surgery Center of Fairfield County, LLC	0	0	0	0	897,612	0		0	897,612	0
	83-2600045	Surgery Center of Mt. Scott, LLC	0	0	0	0	357,824	0		0	357,824	0
	36-3562598	Surgery Centers of Des Moines, Ltd., an Iowa Limited Partnership	0	0	0	0	560,674	0		0	560,674	0
	75-1925497	Surgical Caregivers of Fort Worth, LLC	0	0	0	0	885,414	0		0	885,414	0
	63-1251243	Surgical Center of Greensboro, LLC	0	0	0	0	3,294,809	0		0	3,294,809	0
	22-2709324	Surgical Center of South Jersey, Limited Partnership	0	0	0	0	459,079	0		0	459,079	0
	65-1321064	Surgical Eye Experts, LLC	0	0	0	0	86,616	0		0	86,616	0
	22-2529259	Surgicare of Central Jersey, LLC	0	0	0	0	924,934	0		0	924,934	0
	75-2162993	Surgicare of Jackson, Ltd., a Mississippi Limited Partnership	0	0	0	0	390,167	0		0	390,167	0
	75-2507129	Surgicare of La Veta, Ltd., a California Limited Partnership	0	0	0	0	818,878	0		0	818,878	0
	41-1624905	Surgicare of Minneapolis, Ltd., a Minnesota Limited Partnership	0	0	0	0	543,743	0		0	543,743	0
	75-2459715	Surgicare of Mobile, Ltd.	0	0	0	0	1,518,469	0		0	1,518,469	0
	35-1975122	Surgicare, LLC	0	0	0	0	185,694	0		0	185,694	0
	86-1047772	Surprise Health Center, PLLC	0	0	0	0	428,587	0		0	428,587	0
	20-5176158	Susan Albright P.L.C.	0	0	0	0	61,820	0		0	61,820	0
	38-3897811	Texas Health Craig Ranch Surgery Center, LLC	0	0	0	0	385,844	0		0	385,844	0
	80-0866449	Texas Health Flower Mound Orthopedic Surgery Center, LLC	0	0	0	0	642,464	0		0	642,464	0
	81-4977249	Texas Health Orthopedic Surgery Center Alliance, LLC	0	0	0	0	947,854	0		0	947,854	0
	82-2296081	Texas Health Surgery Center Alliance, LLC	0	0	0	0	313,739	0		0	313,739	0

SCHEDULE Y
PART 2 - SUMMARY OF INSURER'S TRANSACTIONS WITH ANY AFFILIATES

1	2	3	4	5	6	7	8	9	10	11	12	13
NAIC Company Code	ID Number	Names of Insurers and Parent, Subsidiaries or Affiliates	Shareholder Dividends	Capital Contributions	Purchases, Sales or Exchanges of Loans, Securities, Real Estate, Mortgage Loans or Other Investments	Income/ (Disbursements) Incurred in Connection with Guarantees or Undertakings for the Benefit of any Affiliate(s)	Management Agreements and Service Contracts	Income/ (Disbursements) Incurred Under Reinsurance Agreements	*	Any Other Material Activity Not in the Ordinary Course of the Insurer's Business	Totals	Reinsurance Recoverable/ (Payable) on Losses and/or Reserve Credit Taken/(Liability)
	82-1307876	Texas Health Surgery Center Bedford, LLC	0	0	0	0	286,695	0		0	286,695	0
	85-1225852	Texas Health Surgery Center Chisholm Trail, LLC	0	0	0	0	405,061	0		0	405,061	0
	83-1085415	Texas Health Surgery Center Irving, LLC	0	0	0	0	163,862	0		0	163,862	0
	20-3991622	Texas Health Surgery Center Preston Plaza, LLC	0	0	0	0	1,211,585	0		0	1,211,585	0
	47-4425996	Texas Health Surgery Center Rockwall, LLC	0	0	0	0	1,054,153	0		0	1,054,153	0
	84-3814490	Texas Health Surgery Center Southwest Fort Worth, LLC	0	0	0	0	875,175	0		0	875,175	0
	83-1464243	Texas Health Surgery Center Waxahachie, LLC	0	0	0	0	146,125	0		0	146,125	0
	31-1426870	The Center for Cognitive and Behavioral Therapy of Greater Columbus, Inc.	0	0	0	0	65,507	0		0	65,507	0
61832	52-0676509	The Chesapeake Life Insurance Company	(50,000,000)	0	0	0	(109,497,943)	0		0	(159,497,943)	0
	91-0214500	The Everett Clinic, PLLC	0	0	0	0	32,240,182	0		0	32,240,182	0
	20-5562797	The Eye Surgery Center of the Carolinas, L.P.	0	0	0	0	870,820	0		0	870,820	0
	61-1409045	The Outpatient Surgery Center of Hilton Head, LLC	0	0	0	0	733,896	0		0	733,896	0
	91-0369070	The Polyclinic, PLLC	0	0	0	0	7,384,300	0		0	7,384,300	0
	72-1349755	The Surgery Center of Easton, L.P.	0	0	0	0	111,141	0		0	111,141	0
	06-1552689	The Surgical Center of Connecticut, LLC	0	0	0	0	431,132	0		0	431,132	0
	37-1446353	The Surgical Center of the Treasure Coast, L.L.C.	0	0	0	0	262,432	0		0	262,432	0
	26-1579919	Thomas Johnson Surgery Center, LLC	0	0	0	0	379,249	0		0	379,249	0
	25-1825549	Three Rivers Holdings, Inc.	294,500,000	0	0	0	0	0		0	294,500,000	0
	83-1528858	Trails Edge Surgery Center, LLC	0	0	0	0	471,430	0		0	471,430	0
	33-0592165	Treasure Valley Hospital Limited Partnership	0	0	0	0	7,068,248	0		0	7,068,248	0
	26-2552129	Triangle Counseling Agency, Inc.	0	0	0	0	72,125	0		0	72,125	0
	20-2386707	Tri-County Surgery Center, LLC	0	0	0	0	177,123	0		0	177,123	0
	63-0974161	Tuscaloosa Surgical Center, L.P.	0	0	0	0	295,825	0		0	295,825	0
	94-3077084	U.S. Behavioral Health Plan, California	0	0	0	0	7,884,963	0		0	7,884,963	0
	26-1232189	UCSD Ambulatory Surgery Center, LLC	0	0	0	0	1,809,018	0		0	1,809,018	0
	82-2326631	UCSD Center for Surgery of Encinitas, L.P.	0	0	0	0	155,085	0		0	155,085	0
	82-2218664	UCSD Surgical Center of San Diego, LLC	0	0	0	0	280,227	0		0	280,227	0
	95-2931460	UHC of California	(50,000,000)	0	0	0	(2,531,242,038)	0		0	(2,581,242,038)	0
	41-1921008	UHC Holdings, Inc.	3,500,000,000	0	0	0	0	0		0	3,500,000,000	0
91529	52-1996029	Unimerica Insurance Company	(125,000,000)	0	0	0	(32,825,342)	92,065		0	(157,733,277)	(48,001)
11596	01-0637149	Unimerica Life Insurance Company of New York	(1,100,000)	0	0	0	(2,207,690)	0		0	(3,307,690)	0
	20-5917714	Unison Health Plan of Delaware, Inc.	(2,500,000)	0	0	0	(66,683)	0		0	(2,566,683)	0

SCHEDULE Y
PART 2 - SUMMARY OF INSURER'S TRANSACTIONS WITH ANY AFFILIATES

1	2	3	4	5	6	7	8	9	10	11	12	13
NAIC Company Code	ID Number	Names of Insurers and Parent, Subsidiaries or Affiliates	Shareholder Dividends	Capital Contributions	Purchases, Sales or Exchanges of Loans, Securities, Real Estate, Mortgage Loans or Other Investments	Income/ (Disbursements) Incurred in Connection with Guarantees or Undertakings for the Benefit of any Affiliate(s)	Management Agreements and Service Contracts	Income/ (Disbursements) Incurred Under Reinsurance Agreements	*	Any Other Material Activity Not in the Ordinary Course of the Insurer's Business	Totals	Reinsurance Recoverable/ (Payable) on Losses and/or Reserve Credit Taken/(Liability)
	94-2649097	United Behavioral Health	0	0	0	0	3,270,184,361	0		0	3,270,184,361	0
	41-1868911	United Behavioral Health of New York, I.P.A., Inc.	0	0	0	0	213,733,359	0		0	213,733,359	0
	75-2583080	United Group Reinsurance, Inc.	0	0	0	0	0	129,681		0	129,681	(1,769,153)
	41-1289245	United HealthCare Services, Inc.	582,900,000	(110,400,000)	0	0	14,664,379,504	0		680,000,000	15,816,879,504	0
	83-1720113	United Medical Park ASC, LLC	0	0	0	0	1,180,504	0		0	1,180,504	0
	41-1321939	UnitedHealth Group Incorporated	0	0	0	0	3,074,134,764	0		0	3,074,134,764	0
	95174	33-0115163 UnitedHealthcare Benefits of Texas, Inc.	0	0	0	0	(8,750,360,658)	(13,683,673)		0	(8,764,044,331)	48,000
	47-3221444	UnitedHealthcare Benefits Plan of California	0	10,000,000	0	0	(565,693,830)	0		0	(555,693,830)	0
	46-4348775	UnitedHealthcare Community Plan of California, Inc.	0	0	0	0	(29,225,989)	0		0	(29,225,989)	0
13168	26-2688274	UnitedHealthcare Community Plan of Georgia, Inc.	0	0	0	0	4,915	0		0	4,915	0
12323	56-2451429	UnitedHealthcare Community Plan of Ohio, Inc.	(117,000,000)	0	0	0	(1,013,771,497)	(3,126,966)		0	(1,133,898,463)	21,442,999
11141	91-2008361	UnitedHealthcare Community Plan of Texas, L.L.C.	(128,000,000)	0	0	0	(1,785,843,446)	275		0	(1,913,843,171)	0
95467	38-3204052	UnitedHealthcare Community Plan, Inc.	0	0	0	0	(469,205,749)	(2,651,727)		0	(471,857,476)	4,252,059
15737	47-3788473	UnitedHealthcare Freedom Insurance Company	0	0	0	0	(14,032,051)	0		0	(14,032,051)	0
79413	36-2739571	UnitedHealthcare Insurance Company	(2,807,300,000)	0	0	0	(10,868,439,767)	249,151,412		(680,000,000)	(14,106,588,355)	(758,002,009)
84549	38-2044243	UnitedHealthcare Insurance Company of America	(146,900,000)	6,900,000	0	0	(35,766,980)	0		0	(175,766,980)	0
60318	36-3800349	UnitedHealthcare Insurance Company of Illinois	(74,600,000)	0	0	0	(337,123,078)	64		0	(411,723,014)	0
60093	11-3283886	UnitedHealthcare Insurance Company of New York	(50,000,000)	0	0	0	(503,005,808)	(60,236,536)		0	(613,242,344)	336,283,483
12231	20-1902768	UnitedHealthcare Insurance Company of the River Valley	0	0	0	0	(1,485,400,211)	0		0	(1,485,400,211)	0
	86-0618309	UnitedHealthcare Integrated Services, Inc.	0	0	0	0	5,459	0		0	5,459	0
97179	86-0207231	UnitedHealthcare Life Insurance Company	(3,400,000)	0	0	0	(93,279,537)	(149)		0	(96,679,686)	(12,870)
95784	63-0899562	UnitedHealthcare of Alabama, Inc.	0	0	0	0	(4,616,114)	(4,724)		0	(4,620,838)	0
96016	86-0507074	UnitedHealthcare of Arizona, Inc.	0	0	0	0	(54,013,378)	(248,666)		0	(54,262,044)	0
95446	63-1036819	UnitedHealthcare of Arkansas, Inc.	(7,500,000)	0	0	0	(7,623,898)	(19,383)		0	(15,143,281)	0
95090	84-1004639	UnitedHealthcare of Colorado, Inc.	0	0	0	0	(31,484,122)	(133,398)		0	(31,617,520)	0
95264	59-1293865	UnitedHealthcare of Florida, Inc.	(254,000,000)	0	0	0	(692,152,289)	(2,379,183)		0	(948,531,472)	0
95850	58-1653544	UnitedHealthcare of Georgia, Inc.	(40,000,000)	0	0	0	(39,187,284)	(136,043)		0	(79,323,327)	0
95776	36-3280214	UnitedHealthcare of Illinois, Inc.	0	0	0	0	(116,693,914)	(391,064)		0	(117,084,978)	0
96644	62-1240316	UnitedHealthcare of Kentucky, Ltd.	0	0	0	0	(132,649,405)	(741,794)		0	(133,391,199)	0
95833	72-1074008	UnitedHealthcare of Louisiana, Inc.	0	0	0	0	(918,683,869)	(2,709,273)		0	(921,393,142)	0
95716	63-1036817	UnitedHealthcare of Mississippi, Inc.	(13,400,000)	0	0	0	(269,697,834)	(15,161)		0	(283,112,995)	0
95149	05-0413469	UnitedHealthcare of New England, Inc.	(20,600,000)	0	0	0	(289,660,571)	843,656		0	(309,416,915)	398,180
13214	26-2697886	UnitedHealthcare of New Mexico, Inc.	(7,000,000)	0	0	0	(45,942,859)	0		0	(52,942,859)	0

42.12

SCHEDULE Y
PART 2 - SUMMARY OF INSURER'S TRANSACTIONS WITH ANY AFFILIATES

1	2	3	4	5	6	7	8	9	10	11	12	13
NAIC Company Code	ID Number	Names of Insurers and Parent, Subsidiaries or Affiliates	Shareholder Dividends	Capital Contributions	Purchases, Sales or Exchanges of Loans, Securities, Real Estate, Mortgage Loans or Other Investments	Income/ (Disbursements) Incurred in Connection with Guarantees or Undertakings for the Benefit of any Affiliate(s)	Management Agreements and Service Contracts	Income/ (Disbursements) Incurred Under Reinsurance Agreements	*	Any Other Material Activity Not in the Ordinary Course of the Insurer's Business	Totals	Reinsurance Recoverable/ (Payable) on Losses and/or Reserve Credit Taken/(Liability)
95085	06-1172891	UnitedHealthcare of New York, Inc.	0	0	0	0	(1,461,820,758)	0		0	(1,461,820,758)	0
95103	56-1461010	UnitedHealthcare of North Carolina, Inc.	(15,000,000)	0	0	0	(627,668,177)	5,960,866		0	(636,707,311)	1,395,587
95186	31-1142815	UnitedHealthcare of Ohio, Inc.	(9,000,000)	0	0	0	(7,013,105)	(26,132)		0	(16,039,237)	0
96903	33-0115166	UnitedHealthcare of Oklahoma, Inc.	(16,500,000)	0	0	0	(31,886,129)	0		0	(48,386,129)	0
95893	93-0938819	UnitedHealthcare of Oregon, Inc.	(68,000,000)	0	0	0	(19,693,701)	0		0	(87,693,701)	0
95220	25-1756858	UnitedHealthcare of Pennsylvania, Inc.	(175,000,000)	0	0	0	(425,330,550)	(1,354,264)		0	(601,684,814)	0
16740	35-2674992	UnitedHealthcare of South Carolina, Inc.	0	0	0	0	(1,428,815)	(180,153)		0	(1,608,968)	0
95765	95-3939697	UnitedHealthcare of Texas, Inc.	0	30,000,000	0	0	(141,874,867)	(662,895)		0	(112,537,762)	0
95025	52-1130183	UnitedHealthcare of the Mid-Atlantic, Inc.	(88,000,000)	0	0	0	(1,157,067,149)	(3,203,825)		0	(1,248,270,974)	0
95591	47-0676824	UnitedHealthcare of the Midlands, Inc.	(194,900,000)	0	0	0	(1,498,231,717)	(22,563,777)		0	(1,715,695,494)	0
96385	43-1361841	UnitedHealthcare of the Midwest, Inc.	(135,000,000)	0	0	0	(1,438,305,850)	(119,712,639)		0	(1,693,018,489)	354,259,857
95685	86-0875231	UnitedHealthcare of the Rockies, Inc.	0	35,000,000	0	0	(832,321,864)	(1,340,837)		0	(798,662,701)	0
95501	41-1488563	UnitedHealthcare of Utah, Inc.	(26,000,000)	0	0	0	3,933,113	(7,569)		0	(22,074,456)	0
48038	91-1312551	UnitedHealthcare of Washington, Inc.	0	15,000,000	0	0	(701,162,635)	0		0	(686,162,635)	0
95710	39-1555888	UnitedHealthcare of Wisconsin, Inc.	(500,000,000)	0	0	0	(3,190,048,518)	(19,556,293)		0	(3,709,604,811)	0
95378	36-3379945	UnitedHealthcare Plan of the River Valley, Inc.	(199,000,000)	0	0	0	(519,524,291)	(3,690,665)		0	(722,214,956)	0
	47-0854646	UnitedHealthcare Service LLC	0	0	0	0	1,446,604	0		0	1,446,604	0
	01-0518346	UnitedHealthcare Specialty Benefits, LLC	0	0	0	0	85,871	0		0	85,871	0
	41-1922511	UnitedHealthcare, Inc.	1,802,800,000	(30,000,000)	0	0	0	0		0	1,772,800,000	0
	27-0815205	Unity Health Network, LLC	0	0	0	0	5,374,278	0		0	5,374,278	0
	33-0812827	Upland Outpatient Surgical Center, L.P.	0	0	0	0	88,689	0		0	88,689	0
	26-3887598	USHEALTH Advisors, LLC	0	0	0	0	369,920,951	0		0	369,920,951	0
	73-1165000	USHEALTH Group, Inc.	206,700,000	0	0	0	0	0		0	206,700,000	0
	27-2803133	USMD Diagnostic Services, LLC	0	0	0	0	128,387	0		0	128,387	0
	73-1662763	USMD Hospital at Arlington, L.P.	0	0	0	0	2,480,001	0		0	2,480,001	0
	85-0780051	Vascular Labs of the Rockies ASC, LLC	0	0	0	0	24,771	0		0	24,771	0
	36-4499777	Walnut Hill Surgery Center, LLC	0	0	0	0	185,779	0		0	185,779	0
	86-0462952	Warner Family Practice, P.C.	0	0	0	0	368,923	0		0	368,923	0
	36-3469839	Wauwatosa Surgery Center, LLC	0	0	0	0	862,080	0		0	862,080	0
	74-2574229	WellMed Medical Group, P.A.	0	0	0	0	3,261,441	0		0	3,261,441	0
	74-2797745	WellMed Medical Management of Florida, Inc.	0	0	0	0	1,868,986	0		0	1,868,986	0
	35-2314192	WellMed Network of Florida, Inc.	0	0	0	0	1,284,472,598	0		0	1,284,472,598	0
	74-2889447	WellMed Networks, Inc.	0	0	0	0	10,869,424,818	0		0	10,869,424,818	0
	06-1521999	Western Connecticut Orthopedic Surgical Center, LLC	0	0	0	0	1,768,131	0		0	1,768,131	0
	47-4468184	Westgreen Surgical Center, LLC	0	0	0	0	387,230	0		0	387,230	0
	37-1763155	WestHealth Surgery Center, LLC	0	0	0	0	602,115	0		0	602,115	0
	27-4816583	Wilson Creek Surgical Center, LLC	0	0	0	0	572,019	0		0	572,019	0
	85-3366699	Woodbury Surgery Center, LLC	0	0	0	0	96,296	0		0	96,296	0
	52-2102846	XLHealth Corporation	192,500,000	(100,000,000)	0	0	0	0		0	92,500,000	0
	46-3537245	XLHome Michigan, P.C.	0	0	0	0	5,115,733	0		0	5,115,733	0
	45-5530241	XLHome Northeast, P.C.	0	0	0	0	128,983,548	0		0	128,983,548	0

ANNUAL STATEMENT FOR THE YEAR 2022 OF THE UnitedHealthcare Plan of the River Valley, Inc.

SCHEDULE Y

PART 2 - SUMMARY OF INSURER'S TRANSACTIONS WITH ANY AFFILIATES

1	2	3	4	5	6	7	8	9	10	11	12	13
NAIC Company Code	ID Number	Names of Insurers and Parent, Subsidiaries or Affiliates	Shareholder Dividends	Capital Contributions	Purchases, Sales or Exchanges of Loans, Securities, Real Estate, Mortgage Loans or Other Investments	Income/ (Disbursements) Incurred in Connection with Guarantees or Undertakings for the Benefit of any Affiliate(s)	Management Agreements and Service Contracts	Income/ (Disbursements) Incurred Under Reinsurance Agreements	*	Any Other Material Activity Not in the Ordinary Course of the Insurer's Business	Totals	Reinsurance Recoverable/ (Payable) on Losses and/or Reserve Credit Taken/(Liability)
.....	46-2931689	XLHome Oklahoma, Inc.0000	21,037,39400	21,037,3940
.....	27-3543997	XLHome, P.C.0000	761,956,68900	761,956,6890
9999999 Control Totals			0	0	0	0	0	0	XXX	0	0	0

ANNUAL STATEMENT FOR THE YEAR 2022 OF THE UnitedHealthcare Plan of the River Valley, Inc.

SCHEDULE Y

PART 3 - ULTIMATE CONTROLLING PARTY AND LISTING OF OTHER U.S. INSURANCE GROUPS OR ENTITIES UNDER THAT ULTIMATE CONTROLLING PARTY'S CONTROL

1 Insurers in Holding Company	2 Owners with Greater Than 10% Ownership	3 Ownership Percentage Column 2 of Column 1	4 Granted Disclaimer of Control/ Affiliation of Column 2 Over Column 1 (Yes/No)	5 Ultimate Controlling Party	6 U.S. Insurance Groups or Entities Controlled by Column 5	7 Ownership Percentage (Column 5 of Column 6)	8 Granted Disclaimer of Control/ Affiliation of Column 5 Over Column 6 (Yes/No)
All Savers Insurance Company	Golden Rule Financial Corporation	100.000	NO	UnitedHealth Group Incorporated	ACN Group of California, Inc.	100.000	NO
All Savers Life Insurance Company of California	Golden Rule Financial Corporation	100.000	NO	UnitedHealth Group Incorporated	Arizona Physicians IPA, Inc.	100.000	NO
AmeriChoice of New Jersey, Inc.	AmeriChoice Corporation	100.000	NO	UnitedHealth Group Incorporated	Dental Benefit Providers of California, Inc.	100.000	NO
Care Improvement Plus of Texas Insurance Company	XLHealth Corporation	100.000	NO	UnitedHealth Group Incorporated	Healthplex Dental Services, Inc.	100.000	NO
Care Improvement Plus South Central Insurance Company	XLHealth Corporation	100.000	NO	UnitedHealth Group Incorporated	Solstice Healthplans, Inc.	100.000	NO
Care Improvement Plus Wisconsin Insurance Company ..	XLHealth Corporation	100.000	NO	UnitedHealth Group Incorporated	U.S. Behavioral Health Plan, California	100.000	NO
Centurion Casualty Company	Specialty Benefits, LLC	100.000	NO	UnitedHealth Group Incorporated	UHC of California	100.000	NO
Enterprise Life Insurance Company	Freedom Life Insurance Company of America	100.000	NO	UnitedHealth Group Incorporated	Unison Health Plan of Delaware, Inc.	100.000	NO
Freedom Life Insurance Company of America	USHEALTH Group, Inc.	100.000	NO	UnitedHealth Group Incorporated	UnitedHealthcare Benefits Plan of California	100.000	NO
Golden Rule Insurance Company	Golden Rule Financial Corporation	100.000	NO	UnitedHealth Group Incorporated	UnitedHealthcare Community Plan of California, Inc.	100.000	NO
Harken Health Insurance Company	UnitedHealthcare, Inc.	100.000	NO	UnitedHealth Group Incorporated	UnitedHealthcare Integrated Services, Inc.	100.000	NO
Health Plan of Nevada, Inc.	Sierra Health Services, Inc.	100.000	NO	UnitedHealth Group Incorporated	0.000
Healthplex Insurance Company	Healthplex, Inc.	100.000	NO	UnitedHealth Group Incorporated	0.000
Healthplex of NJ, Inc.	Healthplex, Inc.	100.000	NO	UnitedHealth Group Incorporated	0.000
International Healthcare Services, Inc.	Healthplex, Inc.	100.000	NO	UnitedHealth Group Incorporated	0.000
KelseyCare Administrators LLC	KS Management Services, L.L.C.	100.000	NO	UnitedHealth Group Incorporated	0.000
KS Plan Administrators, LLC	KS Management Services, L.L.C.	100.000	NO	UnitedHealth Group Incorporated	0.000
MAMSI Life and Health Insurance Company	United HealthCare Services, Inc.	100.000	NO	UnitedHealth Group Incorporated	0.000
Managed Care of North America, Inc.	MCNA Health Care Holdings, LLC	100.000	NO	UnitedHealth Group Incorporated	0.000
MCNA Insurance Company	MCNA Health Care Holdings, LLC	100.000	NO	UnitedHealth Group Incorporated	0.000
MD-Individual Practice Association, Inc.	United HealthCare Services, Inc.	100.000	NO	UnitedHealth Group Incorporated	0.000
Mid-West National Life Insurance Company of Tennessee	HealthMarkets, LLC	100.000	NO	UnitedHealth Group Incorporated	0.000
National Foundation Life Insurance Company	Enterprise Life Insurance Company	100.000	NO	UnitedHealth Group Incorporated	0.000
National Pacific Dental, Inc.	Dental Benefit Providers, Inc.	100.000	NO	UnitedHealth Group Incorporated	0.000
Neighborhood Health Partnership, Inc.	UnitedHealthcare, Inc.	100.000	NO	UnitedHealth Group Incorporated	0.000
Nevada Pacific Dental	Dental Benefit Providers, Inc.	100.000	NO	UnitedHealth Group Incorporated	0.000
Optimum Choice, Inc.	United HealthCare Services, Inc.	100.000	NO	UnitedHealth Group Incorporated	0.000
Optum Insurance of Ohio, Inc.	OptumRx PBM of Maryland, LLC	100.000	NO	UnitedHealth Group Incorporated	0.000
Optum Networks of New Jersey, Inc.	OrthoNet Holdings, Inc.	100.000	NO	UnitedHealth Group Incorporated	0.000
Oxford Health Insurance, Inc.	UnitedHealthcare Insurance Company	100.000	NO	UnitedHealth Group Incorporated	0.000
Oxford Health Plans (CT), Inc.	Oxford Health Plans LLC	100.000	NO	UnitedHealth Group Incorporated	0.000
Oxford Health Plans (NJ), Inc.	Oxford Health Plans LLC	100.000	NO	UnitedHealth Group Incorporated	0.000
Oxford Health Plans (NY), Inc.	Oxford Health Plans LLC	100.000	NO	UnitedHealth Group Incorporated	0.000
PacifiCare Life and Health Insurance Company	United HealthCare Services, Inc.	100.000	NO	UnitedHealth Group Incorporated	0.000
PacifiCare Life Assurance Company	United HealthCare Services, Inc.	100.000	NO	UnitedHealth Group Incorporated	0.000
PacifiCare of Arizona, Inc.	United HealthCare Services, Inc.	100.000	NO	UnitedHealth Group Incorporated	0.000
PacifiCare of Colorado, Inc.	United HealthCare Services, Inc.	100.000	NO	UnitedHealth Group Incorporated	0.000
Peoples Health, Inc.	New Orleans Regional Physician Hospital Organization, L.L.C.	100.000	NO	UnitedHealth Group Incorporated	0.000
Physicians Health Choice of Texas, LLC	United HealthCare Services, Inc.	100.000	NO	UnitedHealth Group Incorporated	0.000
Preferred Care Network of Florida, Inc.	United HealthCare Services, Inc.	100.000	NO	UnitedHealth Group Incorporated	0.000
Preferred Care Network, Inc.	United HealthCare Services, Inc.	100.000	NO	UnitedHealth Group Incorporated	0.000

ANNUAL STATEMENT FOR THE YEAR 2022 OF THE UnitedHealthcare Plan of the River Valley, Inc.

SCHEDULE Y

PART 3 - ULTIMATE CONTROLLING PARTY AND LISTING OF OTHER U.S. INSURANCE GROUPS OR ENTITIES UNDER THAT ULTIMATE CONTROLLING PARTY'S CONTROL

1 Insurers in Holding Company	2 Owners with Greater Than 10% Ownership	3 Ownership Percentage Column 2 of Column 1	4 Granted Disclaimer of Control Affiliation of Column 2 Over Column 1 (Yes/No)	5 Ultimate Controlling Party	6 U.S. Insurance Groups or Entities Controlled by Column 5	7 Ownership Percentage (Column 5 of Column 6)	8 Granted Disclaimer of Control Affiliation of Column 5 Over Column 6 (Yes/No)
Preferred Care Partners, Inc.	Preferred Care Partners Holding, Corp.	100.000	NO	UnitedHealth Group Incorporated		0.000	
PreferredOne Insurance Company	PreferredOne Administrative Services, Inc.	100.000	NO	UnitedHealth Group Incorporated		0.000	
Rocky Mountain Health Maintenance Organization, Incorporated	United HealthCare Services, Inc.	100.000	NO	UnitedHealth Group Incorporated		0.000	
Sierra Health and Life Insurance Company, Inc.	Sierra Health Services, Inc.	100.000	NO	UnitedHealth Group Incorporated		0.000	
Solstice Benefits, Inc.	Specialty Benefits, LLC	100.000	NO	UnitedHealth Group Incorporated		0.000	
Solstice Health Insurance Company	Specialty Benefits, LLC	100.000	NO	UnitedHealth Group Incorporated		0.000	
Solstice Healthplans of Arizona, Inc.	Solstice Administration Services, Inc.	100.000	NO	UnitedHealth Group Incorporated		0.000	
Solstice Healthplans of Colorado, Inc.	Solstice Administration Services, Inc.	100.000	NO	UnitedHealth Group Incorporated		0.000	
Solstice Healthplans of Ohio, Inc.	Solstice Administration Services, Inc.	100.000	NO	UnitedHealth Group Incorporated		0.000	
Solstice Healthplans of Texas, Inc.	Solstice Administration Services, Inc.	100.000	NO	UnitedHealth Group Incorporated		0.000	
Solstice of Illinois, Inc.	Solstice Administration Services, Inc.	100.000	NO	UnitedHealth Group Incorporated		0.000	
The Chesapeake Life Insurance Company	HealthMarkets Group, Inc.	100.000	NO	UnitedHealth Group Incorporated		0.000	
Unimerica Insurance Company	OptumHealth Holdings, LLC	100.000	NO	UnitedHealth Group Incorporated		0.000	
Unimerica Life Insurance Company of New York	UnitedHealthcare Insurance Company	100.000	NO	UnitedHealth Group Incorporated		0.000	
UnitedHealthcare Benefits of Texas, Inc.	United HealthCare Services, Inc.	100.000	NO	UnitedHealth Group Incorporated		0.000	
UnitedHealthcare Community Plan of Georgia, Inc.	AmeriChoice Corporation	100.000	NO	UnitedHealth Group Incorporated		0.000	
UnitedHealthcare Community Plan of Ohio, Inc.	Three Rivers Holdings, Inc.	100.000	NO	UnitedHealth Group Incorporated		0.000	
UnitedHealthcare Community Plan of Texas, L.L.C.	Ovations, Inc.	100.000	NO	UnitedHealth Group Incorporated		0.000	
UnitedHealthcare Community Plan, Inc.	AmeriChoice Corporation	100.000	NO	UnitedHealth Group Incorporated		0.000	
UnitedHealthcare Freedom Insurance Company	UnitedHealthcare Freedom Plans, Inc.	100.000	NO	UnitedHealth Group Incorporated		0.000	
UnitedHealthcare Insurance Company	UHC Holdings, Inc.	100.000	NO	UnitedHealth Group Incorporated		0.000	
UnitedHealthcare Insurance Company of America	United HealthCare Services, Inc.	100.000	NO	UnitedHealth Group Incorporated		0.000	
UnitedHealthcare Insurance Company of Illinois	UnitedHealthcare Insurance Company	100.000	NO	UnitedHealth Group Incorporated		0.000	
UnitedHealthcare Insurance Company of New York	UnitedHealthcare Insurance Company	100.000	NO	UnitedHealth Group Incorporated		0.000	
UnitedHealthcare Insurance Company of the River Valley	UnitedHealthcare, Inc.	100.000	NO	UnitedHealth Group Incorporated		0.000	
UnitedHealthcare Life Insurance Company	Golden Rule Financial Corporation	100.000	NO	UnitedHealth Group Incorporated		0.000	
UnitedHealthcare of Alabama, Inc.	UnitedHealthcare, Inc.	100.000	NO	UnitedHealth Group Incorporated		0.000	
UnitedHealthcare of Arizona, Inc.	UnitedHealthcare, Inc.	100.000	NO	UnitedHealth Group Incorporated		0.000	
UnitedHealthcare of Arkansas, Inc.	UnitedHealthcare, Inc.	100.000	NO	UnitedHealth Group Incorporated		0.000	
UnitedHealthcare of Colorado, Inc.	UnitedHealthcare, Inc.	100.000	NO	UnitedHealth Group Incorporated		0.000	
UnitedHealthcare of Florida, Inc.	UnitedHealthcare, Inc.	100.000	NO	UnitedHealth Group Incorporated		0.000	
UnitedHealthcare of Georgia, Inc.	UnitedHealthcare, Inc.	100.000	NO	UnitedHealth Group Incorporated		0.000	
UnitedHealthcare of Illinois, Inc.	UnitedHealthcare, Inc.	100.000	NO	UnitedHealth Group Incorporated		0.000	
UnitedHealthcare of Kentucky, Ltd.	United HealthCare Services, Inc.	94.172	NO	UnitedHealth Group Incorporated		0.000	
UnitedHealthcare of Louisiana, Inc.	UnitedHealthcare, Inc.	100.000	NO	UnitedHealth Group Incorporated		0.000	
UnitedHealthcare of Mississippi, Inc.	UnitedHealthcare, Inc.	100.000	NO	UnitedHealth Group Incorporated		0.000	
UnitedHealthcare of New England, Inc.	United HealthCare Services, Inc.	100.000	NO	UnitedHealth Group Incorporated		0.000	
UnitedHealthcare of New Mexico, Inc.	UnitedHealthcare Insurance Company	100.000	NO	UnitedHealth Group Incorporated		0.000	
UnitedHealthcare of New York, Inc.	AmeriChoice Corporation	100.000	NO	UnitedHealth Group Incorporated		0.000	
UnitedHealthcare of North Carolina, Inc.	UnitedHealthcare, Inc.	100.000	NO	UnitedHealth Group Incorporated		0.000	
UnitedHealthcare of Ohio, Inc.	United HealthCare Services, Inc.	100.000	NO	UnitedHealth Group Incorporated		0.000	
UnitedHealthcare of Oklahoma, Inc.	United HealthCare Services, Inc.	100.000	NO	UnitedHealth Group Incorporated		0.000	
UnitedHealthcare of Oregon, Inc.	United HealthCare Services, Inc.	100.000	NO	UnitedHealth Group Incorporated		0.000	

43.1

ANNUAL STATEMENT FOR THE YEAR 2022 OF THE UnitedHealthcare Plan of the River Valley, Inc.

SCHEDULE Y

PART 3 - ULTIMATE CONTROLLING PARTY AND LISTING OF OTHER U.S. INSURANCE GROUPS OR ENTITIES UNDER THAT ULTIMATE CONTROLLING PARTY'S CONTROL

1 Insurers in Holding Company	2 Owners with Greater Than 10% Ownership	3 Ownership Percentage Column 2 of Column 1	4 Granted Disclaimer of Control/ Affiliation of Column 2 Over Column 1 (Yes/No)	5 Ultimate Controlling Party	6 U.S. Insurance Groups or Entities Controlled by Column 5	7 Ownership Percentage (Column 5 of Column 6)	8 Granted Disclaimer of Control/ Affiliation of Column 5 Over Column 6 (Yes/No)
UnitedHealthcare of Pennsylvania, Inc.	Three Rivers Holdings, Inc.	100.000	NO	UnitedHealth Group Incorporated		0.000	
UnitedHealthcare of South Carolina, Inc.	UnitedHealthcare, Inc.	100.000	NO	UnitedHealth Group Incorporated		0.000	
UnitedHealthcare of Texas, Inc.	UnitedHealthcare, Inc.	100.000	NO	UnitedHealth Group Incorporated		0.000	
UnitedHealthcare of the Mid-Atlantic, Inc.	UnitedHealthcare, Inc.	100.000	NO	UnitedHealth Group Incorporated		0.000	
UnitedHealthcare of the Midlands, Inc.	UnitedHealthcare, Inc.	100.000	NO	UnitedHealth Group Incorporated		0.000	
UnitedHealthcare of the Midwest, Inc.	UnitedHealthcare, Inc.	100.000	NO	UnitedHealth Group Incorporated		0.000	
UnitedHealthcare of the Rockies, Inc.	United HealthCare Services, Inc.	100.000	NO	UnitedHealth Group Incorporated		0.000	
UnitedHealthcare of Utah, Inc.	UnitedHealthcare, Inc.	100.000	NO	UnitedHealth Group Incorporated		0.000	
UnitedHealthcare of Washington, Inc.	United HealthCare Services, Inc.	100.000	NO	UnitedHealth Group Incorporated		0.000	
UnitedHealthcare of Wisconsin, Inc.	UnitedHealthcare, Inc.	100.000	NO	UnitedHealth Group Incorporated		0.000	
UnitedHealthcare Plan of the River Valley, Inc.	UnitedHealthcare, Inc.	100.000	NO	UnitedHealth Group Incorporated		0.000	

SUPPLEMENTAL EXHIBITS AND SCHEDULES INTERROGATORIES

REQUIRED FILINGS

The following supplemental reports are required to be filed as part of your statement filing unless specifically waived by the domiciliary state. However, in the event that your domiciliary state waives the filing requirement, your response of WAIVED to the specific interrogatory will be accepted in lieu of filing a "NONE" report and a bar code will be printed below. If the supplement is required of your company but is not being filed for whatever reason enter SEE EXPLANATION and provide an explanation following the interrogatory questions.










	Responses
MARCH FILING	
1. Will the Supplemental Compensation Exhibit be filed with the state of domicile by March 1?	YES
2. Will an actuarial opinion be filed by March 1?	YES
3. Will the confidential Risk-based Capital Report be filed with the NAIC by March 1?.....	YES
4. Will the confidential Risk-based Capital Report be filed with the state of domicile, if required, by March 1?	YES
APRIL FILING	
5. Will Management's Discussion and Analysis be filed by April 1?	YES
6. Will the Supplemental Investment Risks Interrogatories be filed by April 1?	YES
7. Will the Accident and Health Policy Experience Exhibit be filed by April 1?	YES
JUNE FILING	
8. Will an audited financial report be filed by June 1?	YES
9. Will Accountant's Letter of Qualifications be filed with the state of domicile and electronically with the NAIC by June 1?	YES

SUPPLEMENTAL FILINGS

The following supplemental reports are required to be filed as part of your annual statement filing **if your company is engaged in the type of business covered by the supplement. However, in the event that your company does not transact the type of business for which the special report must be filed, your response of NO to the specific interrogatory will be accepted in lieu of filing a "NONE" report and a bar code will be printed below.** If the supplement is required of your company but is not being filed for whatever reason enter SEE EXPLANATION and provide an explanation following the interrogatory questions.

MARCH FILING	
10. Will the Medicare Supplement Insurance Experience Exhibit be filed with the state of domicile and the NAIC by March 1?	NO
11. Will the Supplemental Life data due March 1 be filed with the state of domicile and the NAIC?	NO
12. Will Schedule SIS (Stockholder Information Supplement) be filed with the state of domicile by March 1?.....	NO
13. Will the actuarial opinion on participating and non-participating policies as required in Interrogatories 1 and 2 on Exhibit 5 to Life Supplement be filed with the state of domicile and electronically with the NAIC by March 1?.....	NO
14. Will the actuarial opinion on non-guaranteed elements as required in Interrogatory 3 to Exhibit 5 to Life Supplement be filed with the state of domicile and electronically with the NAIC by March 1?.....	NO
15. Will the Medicare Part D Coverage Supplement be filed with the state of domicile and the NAIC by March 1?.....	NO
16. Will an approval from the reporting entity's state of domicile for relief related to the five-year rotation requirement for lead audit partner be filed electronically with the NAIC by March 1?	NO
17. Will an approval from the reporting entity's state of domicile for relief related to the one-year cooling off period for independent CPA be filed electronically with the NAIC by March 1?	NO
18. Will an approval from the reporting entity's state of domicile for relief related to the Requirements for Audit Committees be filed electronically with the NAIC by March 1?	NO
APRIL FILING	
19. Will the Long-Term Care Experience Reporting Forms be filed with the state of domicile and the NAIC by April 1?	NO
20. Will the Supplemental Life data due April 1 be filed with the state of domicile and the NAIC?	NO
21. Will the Supplemental Health Care Exhibit (Parts 1, 2 and 3) be filed with the state of domicile and the NAIC by April 1?	YES
22. Will the regulator only (non-public) Supplemental Health Care Exhibit's Expense Allocation Report be filed with the state of domicile and the NAIC by April 1?	YES
23. Will the Life, Health & Annuity Guaranty Association Assessable Premium Exhibit - Parts 1 and 2 be filed with the state of domicile and the NAIC by April 1?	YES
AUGUST FILING	
24. Will Management's Report of Internal Control Over Financial Reporting be filed with the state of domicile by August 1?	YES
Explanations:	
10.	
11.	
12.	
13.	
14.	
15.	
16.	
17.	
18.	
19.	
20.	

Bar Codes:

10. Medicare Supplement Insurance Experience Exhibit [Document Identifier 360]	
11. Life Supplement [Document Identifier 205]	
12. SIS Stockholder Information Supplement [Document Identifier 420]	
13. Participating Opinion for Exhibit 5 [Document Identifier 371]	
14. Non-Guaranteed Opinion for Exhibit 5 [Document Identifier 370]	
15. Medicare Part D Coverage Supplement [Document Identifier 365]	
16. Relief from the five-year rotation requirement for lead audit partner [Document Identifier 224]	
17. Relief from the one-year cooling off period for independent CPA [Document Identifier 225]	
18. Relief from the Requirements for Audit Committees [Document Identifier 226]	

SUPPLEMENTAL EXHIBITS AND SCHEDULES INTERROGATORIES

19. Long-Term Care Experience Reporting Forms [Document Identifier 306]



20. Life Supplement [Document Identifier 211]



OVERFLOW PAGE FOR WRITE-INS

Additional Write-ins for Underwriting and Investment Exhibit Part 3 Line 25

	Claim Adjustment Expenses		3 General Administrative Expenses	4 Investment Expenses	5 Total
	1 Cost Containment Expenses	2 Other Claim Adjustment Expenses			
2504. Miscellaneous Losses	27,465	7,836	46,260	0	81,561
2505. Professional Fees/Consulting	1,604,637	457,824	2,702,690	0	4,765,151
2506. Sundry General Expenses	14,286,246	3,516,450	21,287,079	0	39,089,775
2597. Summary of remaining write-ins for Line 25 from overflow page	15,918,348	3,982,110	24,036,029	0	43,936,487

SUMMARY INVESTMENT SCHEDULE

Investment Categories	Gross Investment Holdings		Admitted Assets as Reported in the Annual Statement			
	1 Amount	2 Percentage of Column 1 Line 13	3 Amount	4 Securities Lending Reinvested Collateral Amount	5 Total (Col. 3 + 4) Amount	6 Percentage of Column 5 Line 13
1. Long-Term Bonds (Schedule D, Part 1):						
1.01 U.S. governments	102,117,153	10.140	102,117,153	0	102,117,153	10.140
1.02 All other governments	0	0.000	0	0	0	0.000
1.03 U.S. states, territories and possessions, etc. guaranteed	35,613,168	3.536	35,613,168	0	35,613,168	3.536
1.04 U.S. political subdivisions of states, territories, and possessions, guaranteed	40,172,006	3.989	40,172,006	0	40,172,006	3.989
1.05 U.S. special revenue and special assessment obligations, etc. non-guaranteed	241,842,500	24.014	241,842,500	0	241,842,500	24.014
1.06 Industrial and miscellaneous	348,711,479	34.625	348,711,479	0	348,711,479	34.625
1.07 Hybrid securities	0	0.000	0	0	0	0.000
1.08 Parent, subsidiaries and affiliates	0	0.000	0	0	0	0.000
1.09 SVO identified funds	0	0.000	0	0	0	0.000
1.10 Unaffiliated bank loans	0	0.000	0	0	0	0.000
1.11 Unaffiliated certificates of deposit	0	0.000	0	0	0	0.000
1.12 Total long-term bonds	768,456,306	76.303	768,456,306	0	768,456,306	76.303
2. Preferred stocks (Schedule D, Part 2, Section 1):						
2.01 Industrial and miscellaneous (Unaffiliated)	0	0.000	0	0	0	0.000
2.02 Parent, subsidiaries and affiliates	0	0.000	0	0	0	0.000
2.03 Total preferred stocks	0	0.000	0	0	0	0.000
3. Common stocks (Schedule D, Part 2, Section 2):						
3.01 Industrial and miscellaneous Publicly traded (Unaffiliated)	0	0.000	0	0	0	0.000
3.02 Industrial and miscellaneous Other (Unaffiliated)	0	0.000	0	0	0	0.000
3.03 Parent, subsidiaries and affiliates Publicly traded	0	0.000	0	0	0	0.000
3.04 Parent, subsidiaries and affiliates Other	0	0.000	0	0	0	0.000
3.05 Mutual funds	0	0.000	0	0	0	0.000
3.06 Unit investment trusts	0	0.000	0	0	0	0.000
3.07 Closed-end funds	0	0.000	0	0	0	0.000
3.08 Exchange traded funds	0	0.000	0	0	0	0.000
3.09 Total common stocks	0	0.000	0	0	0	0.000
4. Mortgage loans (Schedule B):						
4.01 Farm mortgages	0	0.000	0	0	0	0.000
4.02 Residential mortgages	0	0.000	0	0	0	0.000
4.03 Commercial mortgages	0	0.000	0	0	0	0.000
4.04 Mezzanine real estate loans	0	0.000	0	0	0	0.000
4.05 Total valuation allowance	0	0.000	0	0	0	0.000
4.06 Total mortgage loans	0	0.000	0	0	0	0.000
5. Real estate (Schedule A):						
5.01 Properties occupied by company	0	0.000	0	0	0	0.000
5.02 Properties held for production of income	0	0.000	0	0	0	0.000
5.03 Properties held for sale	0	0.000	0	0	0	0.000
5.04 Total real estate	0	0.000	0	0	0	0.000
6. Cash, cash equivalents and short-term investments:						
6.01 Cash (Schedule E, Part 1)	16,209,877	1.610	16,209,877	0	16,209,877	1.610
6.02 Cash equivalents (Schedule E, Part 2)	84,654,697	8.406	84,654,697	0	84,654,697	8.406
6.03 Short-term investments (Schedule DA)	131,489,194	13.056	131,489,194	0	131,489,194	13.056
6.04 Total cash, cash equivalents and short-term investments	232,353,768	23.071	232,353,768	0	232,353,768	23.071
7. Contract loans	0	0.000	0	0	0	0.000
8. Derivatives (Schedule DB)	0	0.000	0	0	0	0.000
9. Other invested assets (Schedule BA)	3,996,186	0.397	3,996,186	0	3,996,186	0.397
10. Receivables for securities	2,300,000	0.228	2,300,000	0	2,300,000	0.228
11. Securities Lending (Schedule DL, Part 1).....	0	0.000	0	XXX	XXX	XXX
12. Other invested assets (Page 2, Line 11)	0	0.000	0	0	0	0.000
13. Total invested assets	1,007,106,260	100.000	1,007,106,260	0	1,007,106,260	100.000

Schedule A - Verification - Real Estate

N O N E

Schedule B - Verification - Mortgage Loans

N O N E

SCHEDULE BA - VERIFICATION BETWEEN YEARS

Other Long-Term Invested Assets

1.	Book/adjusted carrying value, December 31 of prior year	5,917,181
2.	Cost of acquired:	
	2.1 Actual cost at time of acquisition (Part 2, Column 8)	0
	2.2 Additional investment made after acquisition (Part 2, Column 9)	0
3.	Capitalized deferred interest and other:	
	3.1 Totals, Part 1, Column 16	0
	3.2 Totals, Part 3, Column 12	0
4.	Accrual of discount	0
5.	Unrealized valuation increase (decrease):	
	5.1 Totals, Part 1, Column 13	0
	5.2 Totals, Part 3, Column 9	0
6.	Total gain (loss) on disposals, Part 3, Column 19	0
7.	Deduct amounts received on disposals, Part 3, Column 16	0
8.	Deduct amortization of premium and depreciation	1,920,995
9.	Total foreign exchange change in book/adjusted carrying value:	
	9.1 Totals, Part 1, Column 17	0
	9.2 Totals, Part 3, Column 14	0
10.	Deduct current year's other than temporary impairment recognized:	
	10.1 Totals, Part 1, Column 15	0
	10.2 Totals, Part 3, Column 11	0
11.	Book/adjusted carrying value at end of current period (Lines 1+2+3+4+5+6-7-8+9-10)	3,996,186
12.	Deduct total nonadmitted amounts	0
13.	Statement value at end of current period (Line 11 minus Line 12)	3,996,186

SCHEDULE D - VERIFICATION BETWEEN YEARS

Bonds and Stocks

1.	Book/adjusted carrying value, December 31 of prior year	723,311,986
2.	Cost of bonds and stocks acquired, Part 3, Column 7	273,514,040
3.	Accrual of discount	512,002
4.	Unrealized valuation increase (decrease):	
	4.1. Part 1, Column 12	0
	4.2. Part 2, Section 1, Column 15	0
	4.3. Part 2, Section 2, Column 13	0
	4.4. Part 4, Column 11	0
5.	Total gain (loss) on disposals, Part 4, Column 19	(3,171,126)
6.	Deduction consideration for bonds and stocks disposed of, Part 4, Column 7	218,415,808
7.	Deduct amortization of premium	7,512,075
8.	Total foreign exchange change in book/adjusted carrying value:	
	8.1. Part 1, Column 15	0
	8.2. Part 2, Section 1, Column 19	0
	8.3. Part 2, Section 2, Column 16	0
	8.4. Part 4, Column 15	0
9.	Deduct current year's other than temporary impairment recognized:	
	9.1. Part 1, Column 14	0
	9.2. Part 2, Section 1, Column 17	0
	9.3. Part 2, Section 2, Column 14	0
	9.4. Part 4, Column 13	0
10.	Total investment income recognized as a result of prepayment penalties and/or acceleration fees, Note 5Q, Line 2	217,287
11.	Book/adjusted carrying value at end of current period (Lines 1+2+3+4+5-6-7+8-9+10)	768,456,306
12.	Deduct total nonadmitted amounts	0
13.	Statement value at end of current period (Line 11 minus Line 12)	768,456,306

SCHEDULE D - SUMMARY BY COUNTRY

Long-Term Bonds and Stocks OWNED December 31 of Current Year

Description		1 Book/Adjusted Carrying Value	2 Fair Value	3 Actual Cost	4 Par Value of Bonds
BONDS					
Governments (Including all obligations guaranteed by governments)	1. United States	102,117,153	95,207,368	103,503,332	102,155,000
	2. Canada	0	0	0	0
	3. Other Countries	0	0	0	0
	4. Totals	102,117,153	95,207,368	103,503,332	102,155,000
U.S. States, Territories and Possessions (Direct and guaranteed)	5. Totals	35,613,168	33,604,260	38,481,202	30,490,000
U.S. Political Subdivisions of States, Territories and Possessions (Direct and guaranteed)	6. Totals	40,172,006	37,719,264	42,296,150	34,100,000
U.S. Special Revenue and Special Assessment Obligations and all Non- Guaranteed Obligations of Agencies and Authorities of Governments and their Political Subdivisions	7. Totals	241,842,500	225,546,475	249,803,761	226,823,876
Industrial and Miscellaneous, SVO Identified Funds, Unaffiliated Bank Loans, Unaffiliated Certificates of Deposit and Hybrid Securities (unaffiliated)	8. United States	319,786,990	297,515,502	321,668,401	319,287,194
	9. Canada	8,178,893	7,788,282	8,203,895	8,185,000
	10. Other Countries	20,745,595	18,640,198	20,744,096	20,782,000
	11. Totals	348,711,478	323,943,982	350,616,392	348,254,194
Parent, Subsidiaries and Affiliates	12. Totals	0	0	0	0
	13. Total Bonds	768,456,305	716,021,349	784,700,837	741,823,070
PREFERRED STOCKS					
Industrial and Miscellaneous (unaffiliated)	14. United States	0	0	0	
	15. Canada	0	0	0	
	16. Other Countries	0	0	0	
	17. Totals	0	0	0	
Parent, Subsidiaries and Affiliates	18. Totals	0	0	0	
	19. Total Preferred Stocks	0	0	0	
COMMON STOCKS					
Industrial and Miscellaneous (unaffiliated), Mutual Funds, Unit Investment Trusts, Closed-End Funds and Exchange Traded Funds	20. United States	0	0	0	
	21. Canada	0	0	0	
	22. Other Countries	0	0	0	
	23. Totals	0	0	0	
Parent, Subsidiaries and Affiliates	24. Totals	0	0	0	
	25. Total Common Stocks	0	0	0	
	26. Total Stocks	0	0	0	
	27. Total Bonds and Stocks	768,456,305	716,021,349	784,700,837	

ANNUAL STATEMENT FOR THE YEAR 2022 OF THE UnitedHealthcare Plan of the River Valley, Inc.

SCHEDULE D - PART 1A - SECTION 1

Quality and Maturity Distribution of All Bonds Owned December 31, at Book/Adjusted Carrying Values by Major Types of Issues and NAIC Designations

NAIC Designation	1 1 Year or Less	2 Over 1 Year Through 5 Years	3 Over 5 Years Through 10 Years	4 Over 10 Years Through 20 Years	5 Over 20 Years	6 No Maturity Date	7 Total Current Year	8 Col. 7 as a % of Line 12.7	9 Total from Col. 7 Prior Year	10 % From Col. 8 Prior Year	11 Total Publicly Traded	12 Total Privately Placed (a)
1. U.S. Governments												
1.1 NAIC 1	128,314,116	9,745,615	27,679,559	0	0	XXX	165,739,290	18.3	101,848,573	13.7	165,739,289	1
1.2 NAIC 2	0	0	0	0	0	XXX	0	0.0	0	0.0	0	0
1.3 NAIC 3	0	0	0	0	0	XXX	0	0.0	0	0.0	0	0
1.4 NAIC 4	0	0	0	0	0	XXX	0	0.0	0	0.0	0	0
1.5 NAIC 5	0	0	0	0	0	XXX	0	0.0	0	0.0	0	0
1.6 NAIC 6	0	0	0	0	0	XXX	0	0.0	0	0.0	0	0
1.7 Totals	128,314,116	9,745,615	27,679,559	0	0	XXX	165,739,290	18.3	101,848,573	13.7	165,739,289	1
2. All Other Governments												
2.1 NAIC 1	0	0	0	0	0	XXX	0	0.0	0	0.0	0	0
2.2 NAIC 2	0	0	0	0	0	XXX	0	0.0	0	0.0	0	0
2.3 NAIC 3	0	0	0	0	0	XXX	0	0.0	0	0.0	0	0
2.4 NAIC 4	0	0	0	0	0	XXX	0	0.0	0	0.0	0	0
2.5 NAIC 5	0	0	0	0	0	XXX	0	0.0	0	0.0	0	0
2.6 NAIC 6	0	0	0	0	0	XXX	0	0.0	0	0.0	0	0
2.7 Totals	0	0	0	0	0	XXX	0	0.0	0	0.0	0	0
3. U.S. States, Territories and Possessions etc., Guaranteed												
3.1 NAIC 1	0	20,482,712	15,130,456	0	0	XXX	35,613,168	3.9	34,048,423	4.6	35,613,168	0
3.2 NAIC 2	0	0	0	0	0	XXX	0	0.0	0	0.0	0	0
3.3 NAIC 3	0	0	0	0	0	XXX	0	0.0	0	0.0	0	0
3.4 NAIC 4	0	0	0	0	0	XXX	0	0.0	0	0.0	0	0
3.5 NAIC 5	0	0	0	0	0	XXX	0	0.0	0	0.0	0	0
3.6 NAIC 6	0	0	0	0	0	XXX	0	0.0	0	0.0	0	0
3.7 Totals	0	20,482,712	15,130,456	0	0	XXX	35,613,168	3.9	34,048,423	4.6	35,613,168	0
4. U.S. Political Subdivisions of States, Territories and Possessions, Guaranteed												
4.1 NAIC 1	0	12,435,464	27,386,542	350,000	0	XXX	40,172,006	4.4	30,239,953	4.1	40,172,006	0
4.2 NAIC 2	0	0	0	0	0	XXX	0	0.0	0	0.0	0	0
4.3 NAIC 3	0	0	0	0	0	XXX	0	0.0	0	0.0	0	0
4.4 NAIC 4	0	0	0	0	0	XXX	0	0.0	0	0.0	0	0
4.5 NAIC 5	0	0	0	0	0	XXX	0	0.0	0	0.0	0	0
4.6 NAIC 6	0	0	0	0	0	XXX	0	0.0	0	0.0	0	0
4.7 Totals	0	12,435,464	27,386,542	350,000	0	XXX	40,172,006	4.4	30,239,953	4.1	40,172,006	0
5. U.S. Special Revenue & Special Assessment Obligations, etc., Non-Guaranteed												
5.1 NAIC 1	34,257,547	81,288,926	91,316,826	33,292,072	19,162,776	XXX	259,318,147	28.6	213,782,591	28.8	259,318,147	0
5.2 NAIC 2	0	0	0	0	0	XXX	0	0.0	2,357,018	0.3	0	0
5.3 NAIC 3	0	0	0	0	0	XXX	0	0.0	0	0.0	0	0
5.4 NAIC 4	0	0	0	0	0	XXX	0	0.0	0	0.0	0	0
5.5 NAIC 5	0	0	0	0	0	XXX	0	0.0	0	0.0	0	0
5.6 NAIC 6	0	0	0	0	0	XXX	0	0.0	0	0.0	0	0
5.7 Totals	34,257,547	81,288,926	91,316,826	33,292,072	19,162,776	XXX	259,318,147	28.6	216,139,609	29.1	259,318,147	0

ANNUAL STATEMENT FOR THE YEAR 2022 OF THE UnitedHealthcare Plan of the River Valley, Inc.

SCHEDULE D - PART 1A - SECTION 1 (Continued)

Quality and Maturity Distribution of All Bonds Owned December 31, at Book/Adjusted Carrying Values by Major Types of Issues and NAIC Designations

NAIC Designation	1 1 Year or Less	2 Over 1 Year Through 5 Years	3 Over 5 Years Through 10 Years	4 Over 10 Years Through 20 Years	5 Over 20 Years	6 No Maturity Date	7 Total Current Year	8 Col. 7 as a % of Line 12.7	9 Total from Col. 7 Prior Year	10 % From Col. 8 Prior Year	11 Total Publicly Traded	12 Total Privately Placed (a)
6. Industrial & Miscellaneous (Unaffiliated)												
6.1 NAIC 1	95,402,897	98,752,830	67,878,007	33,189,368	0	XXX	295,223,102	32.6	244,583,978	33.0	225,856,403	69,366,699
6.2 NAIC 2	10,325,708	42,537,585	51,927,600	5,429,091	0	XXX	110,219,984	12.2	115,362,397	15.5	101,027,913	9,192,071
6.3 NAIC 3	0	0	0	0	0	XXX	0	0.0	0	0.0	0	0
6.4 NAIC 4	0	0	0	0	0	XXX	0	0.0	0	0.0	0	0
6.5 NAIC 5	0	0	0	0	0	XXX	0	0.0	0	0.0	0	0
6.6 NAIC 6	0	0	0	0	0	XXX	0	0.0	0	0.0	0	0
6.7 Totals	105,728,605	141,290,415	119,805,607	38,618,459	0	XXX	405,443,086	44.7	359,946,375	48.5	326,884,316	78,558,770
7. Hybrid Securities												
7.1 NAIC 1	0	0	0	0	0	XXX	0	0.0	0	0.0	0	0
7.2 NAIC 2	0	0	0	0	0	XXX	0	0.0	0	0.0	0	0
7.3 NAIC 3	0	0	0	0	0	XXX	0	0.0	0	0.0	0	0
7.4 NAIC 4	0	0	0	0	0	XXX	0	0.0	0	0.0	0	0
7.5 NAIC 5	0	0	0	0	0	XXX	0	0.0	0	0.0	0	0
7.6 NAIC 6	0	0	0	0	0	XXX	0	0.0	0	0.0	0	0
7.7 Totals	0	0	0	0	0	XXX	0	0.0	0	0.0	0	0
8. Parent, Subsidiaries and Affiliates												
8.1 NAIC 1	0	0	0	0	0	XXX	0	0.0	0	0.0	0	0
8.2 NAIC 2	0	0	0	0	0	XXX	0	0.0	0	0.0	0	0
8.3 NAIC 3	0	0	0	0	0	XXX	0	0.0	0	0.0	0	0
8.4 NAIC 4	0	0	0	0	0	XXX	0	0.0	0	0.0	0	0
8.5 NAIC 5	0	0	0	0	0	XXX	0	0.0	0	0.0	0	0
8.6 NAIC 6	0	0	0	0	0	XXX	0	0.0	0	0.0	0	0
8.7 Totals	0	0	0	0	0	XXX	0	0.0	0	0.0	0	0
9. SVO Identified Funds												
9.1 NAIC 1	XXX	XXX	XXX	XXX	XXX	0	0	0.0	0	0.0	0	0
9.2 NAIC 2	XXX	XXX	XXX	XXX	XXX	0	0	0.0	0	0.0	0	0
9.3 NAIC 3	XXX	XXX	XXX	XXX	XXX	0	0	0.0	0	0.0	0	0
9.4 NAIC 4	XXX	XXX	XXX	XXX	XXX	0	0	0.0	0	0.0	0	0
9.5 NAIC 5	XXX	XXX	XXX	XXX	XXX	0	0	0.0	0	0.0	0	0
9.6 NAIC 6	XXX	XXX	XXX	XXX	XXX	0	0	0.0	0	0.0	0	0
9.7 Totals	XXX	XXX	XXX	XXX	XXX	0	0	0.0	0	0.0	0	0
10. Unaffiliated Bank Loans												
10.1 NAIC 1	0	0	0	0	0	XXX	0	0.0	0	0.0	0	0
10.2 NAIC 2	0	0	0	0	0	XXX	0	0.0	0	0.0	0	0
10.3 NAIC 3	0	0	0	0	0	XXX	0	0.0	0	0.0	0	0
10.4 NAIC 4	0	0	0	0	0	XXX	0	0.0	0	0.0	0	0
10.5 NAIC 5	0	0	0	0	0	XXX	0	0.0	0	0.0	0	0
10.6 NAIC 6	0	0	0	0	0	XXX	0	0.0	0	0.0	0	0
10.7 Totals	0	0	0	0	0	XXX	0	0.0	0	0.0	0	0
11. Unaffiliated Certificates of Deposit												
11.1 NAIC 1	0	0	0	0	0	XXX	0	0.0	XXX	XXX	0	0
11.2 NAIC 2	0	0	0	0	0	XXX	0	0.0	XXX	XXX	0	0
11.3 NAIC 3	0	0	0	0	0	XXX	0	0.0	XXX	XXX	0	0
11.4 NAIC 4	0	0	0	0	0	XXX	0	0.0	XXX	XXX	0	0
11.5 NAIC 5	0	0	0	0	0	XXX	0	0.0	XXX	XXX	0	0
11.6 NAIC 6	0	0	0	0	0	XXX	0	0.0	XXX	XXX	0	0
11.7 Totals	0	0	0	0	0	XXX	0	0.0	XXX	XXX	0	0

9015

ANNUAL STATEMENT FOR THE YEAR 2022 OF THE UnitedHealthcare Plan of the River Valley, Inc.

SCHEDULE D - PART 1A - SECTION 1 (Continued)

Quality and Maturity Distribution of All Bonds Owned December 31, at Book/Adjusted Carrying Values by Major Types of Issues and NAIC Designations

NAIC Designation	1 1 Year or Less	2 Over 1 Year Through 5 Years	3 Over 5 Years Through 10 Years	4 Over 10 Years Through 20 Years	5 Over 20 Years	6 No Maturity Date	7 Total Current Year	8 Col. 7 as a % of Line 12.7	9 Total from Col. 7 Prior Year	10 % From Col. 8 Prior Year	11 Total Publicly Traded	12 Total Privately Placed (a)
12. Total Bonds Current Year												
12.1 NAIC 1	(d) 257,974,560	222,705,547	229,391,390	66,831,440	19,162,776	0	796,065,713	87.8	XXX	XXX	726,699,013	69,366,700
12.2 NAIC 2	(d) 10,325,708	42,537,585	51,927,600	5,429,091	0	0	110,219,984	12.2	XXX	XXX	101,027,913	9,192,071
12.3 NAIC 3	(d) 0	0	0	0	0	0	0	0.0	XXX	XXX	0	0
12.4 NAIC 4	(d) 0	0	0	0	0	0	0	0.0	XXX	XXX	0	0
12.5 NAIC 5	(d) 0	0	0	0	0	0	0	0.0	XXX	XXX	0	0
12.6 NAIC 6	(d) 0	0	0	0	0	0	0	0.0	XXX	XXX	0	0
12.7 Totals	268,300,268	265,243,132	281,318,990	72,260,531	19,162,776	0	(b) 906,285,697	100.0	XXX	XXX	827,726,926	78,558,771
12.8 Line 12.7 as a % of Col. 7	29.6	29.3	31.0	8.0	2.1	0.0	100.0	XXX	XXX	XXX	91.3	8.7
13. Total Bonds Prior Year												
13.1 NAIC 1	122,389,477	314,525,829	177,531,557	8,302,740	1,753,915	0	XXX	XXX	624,503,518	84.1	555,416,420	69,087,098
13.2 NAIC 2	8,010,192	55,178,429	51,077,082	3,453,712	0	0	XXX	XXX	117,719,415	15.9	113,118,401	4,601,014
13.3 NAIC 3	0	0	0	0	0	0	XXX	XXX	0	0.0	0	0
13.4 NAIC 4	0	0	0	0	0	0	XXX	XXX	0	0.0	0	0
13.5 NAIC 5	0	0	0	0	0	0	XXX	XXX	(c) 0	0.0	0	0
13.6 NAIC 6	0	0	0	0	0	0	XXX	XXX	(c) 0	0.0	0	0
13.7 Totals	130,399,669	369,704,258	228,608,639	11,756,452	1,753,915	0	XXX	XXX	(b) 742,222,933	100.0	668,534,821	73,688,112
13.8 Line 13.7 as a % of Col. 9	17.6	49.8	30.8	1.6	0.2	0.0	XXX	XXX	100.0	XXX	90.1	9.9
14. Total Publicly Traded Bonds												
14.1 NAIC 1	236,944,514	191,101,178	214,123,660	65,366,886	19,162,776	0	726,699,014	80.2	555,416,420	74.8	726,699,014	XXX
14.2 NAIC 2	6,296,741	40,880,750	50,012,997	3,837,425	0	0	101,027,913	11.1	113,118,401	15.2	101,027,913	XXX
14.3 NAIC 3	0	0	0	0	0	0	0	0.0	0	0.0	0	XXX
14.4 NAIC 4	0	0	0	0	0	0	0	0.0	0	0.0	0	XXX
14.5 NAIC 5	0	0	0	0	0	0	0	0.0	0	0.0	0	XXX
14.6 NAIC 6	0	0	0	0	0	0	0	0.0	0	0.0	0	XXX
14.7 Totals	243,241,255	231,981,928	264,136,657	69,204,311	19,162,776	0	827,726,927	91.3	668,534,821	90.1	827,726,927	XXX
14.8 Line 14.7 as a % of Col. 7	29.4	28.0	31.9	8.4	2.3	0.0	100.0	XXX	XXX	XXX	100.0	XXX
14.9 Line 14.7 as a % of Line 12.7, Col. 7, Section 12	26.8	25.6	29.1	7.6	2.1	0.0	91.3	XXX	XXX	XXX	91.3	XXX
15. Total Privately Placed Bonds												
15.1 NAIC 1	21,030,046	31,604,369	15,267,730	1,464,554	0	0	69,366,699	7.7	69,087,098	9.3	XXX	69,366,699
15.2 NAIC 2	4,028,967	1,656,835	1,914,603	1,591,666	0	0	9,192,071	1.0	4,601,014	0.6	XXX	9,192,071
15.3 NAIC 3	0	0	0	0	0	0	0	0.0	0	0.0	XXX	0
15.4 NAIC 4	0	0	0	0	0	0	0	0.0	0	0.0	XXX	0
15.5 NAIC 5	0	0	0	0	0	0	0	0.0	0	0.0	XXX	0
15.6 NAIC 6	0	0	0	0	0	0	0	0.0	0	0.0	XXX	0
15.7 Totals	25,059,013	33,261,204	17,182,333	3,056,220	0	0	78,558,770	8.7	73,688,112	9.9	XXX	78,558,770
15.8 Line 15.7 as a % of Col. 7	31.9	42.3	21.9	3.9	0.0	0.0	100.0	XXX	XXX	XXX	XXX	100.0
15.9 Line 15.7 as a % of Line 12.7, Col. 7, Section 12	2.8	3.7	1.9	0.3	0.0	0.0	8.7	XXX	XXX	XXX	XXX	8.7

(a) Includes \$ 0 freely tradable under SEC Rule 144 or qualified for resale under SEC Rule 144A.

(b) Includes \$ 0 current year of bonds with Z designations and \$ 0 prior year of bonds with Z designations. The letter "Z" means the NAIC designation was not assigned by the Securities Valuation Office (SVO) at the date of the statement.

(c) Includes \$ 0 current year, \$ 0 prior year of bonds with 5GI designations and \$ 0 current year, \$ 0 prior year of bonds with 6* designations. "5GI" means the NAIC designation was assigned by the (SVO) in reliance on the insurer's certification that the issuer is current in all principal and interest payments. "6*" means the NAIC designation was assigned by the SVO due to inadequate certification of principal and interest payments.

(d) Includes the following amount of short-term and cash equivalent bonds by NAIC designation: NAIC 1 \$ 129,479,688 ; NAIC 2 \$ 8,349,703 ; NAIC 3 \$ 0 ; NAIC 4 \$ 0 ; NAIC 5 \$ 0 ; NAIC 6 \$ 0

ANNUAL STATEMENT FOR THE YEAR 2022 OF THE UnitedHealthcare Plan of the River Valley, Inc.

SCHEDULE D - PART 1A - SECTION 2

Maturity Distribution of All Bonds Owned December 31, at Book/Adjusted Carrying Values by Major Type and Subtype of Issues

Distribution by Type	1 1 Year or Less	2 Over 1 Year Through 5 Years	3 Over 5 Years Through 10 Years	4 Over 10 Years Through 20 Years	5 Over 20 Years	6 No Maturity Date	7 Total Current Year	8 Col. 7 as a % of Line 12.09	9 Total from Col. 7 Prior Year	10 % From Col. 8 Prior Year	11 Total Publicly Traded	12 Total Privately Placed
1. U.S. Governments												
1.01 Issuer Obligations	128,314,116	9,745,615	27,679,559	0	0	XXX	165,739,290	18.3	101,848,573	13.7	165,739,289	1
1.02 Residential Mortgage-Backed Securities	0	0	0	0	0	XXX	0	0.0	0	0.0	0	0
1.03 Commercial Mortgage-Backed Securities	0	0	0	0	0	XXX	0	0.0	0	0.0	0	0
1.04 Other Loan-Backed and Structured Securities	0	0	0	0	0	XXX	0	0.0	0	0.0	0	0
1.05 Totals	128,314,116	9,745,615	27,679,559	0	0	XXX	165,739,290	18.3	101,848,573	13.7	165,739,289	1
2. All Other Governments												
2.01 Issuer Obligations	0	0	0	0	0	XXX	0	0.0	0	0.0	0	0
2.02 Residential Mortgage-Backed Securities	0	0	0	0	0	XXX	0	0.0	0	0.0	0	0
2.03 Commercial Mortgage-Backed Securities	0	0	0	0	0	XXX	0	0.0	0	0.0	0	0
2.04 Other Loan-Backed and Structured Securities	0	0	0	0	0	XXX	0	0.0	0	0.0	0	0
2.05 Totals	0	0	0	0	0	XXX	0	0.0	0	0.0	0	0
3. U.S. States, Territories and Possessions, Guaranteed												
3.01 Issuer Obligations	0	20,482,712	15,130,456	0	0	XXX	35,613,168	3.9	34,048,423	4.6	35,613,168	0
3.02 Residential Mortgage-Backed Securities	0	0	0	0	0	XXX	0	0.0	0	0.0	0	0
3.03 Commercial Mortgage-Backed Securities	0	0	0	0	0	XXX	0	0.0	0	0.0	0	0
3.04 Other Loan-Backed and Structured Securities	0	0	0	0	0	XXX	0	0.0	0	0.0	0	0
3.05 Totals	0	20,482,712	15,130,456	0	0	XXX	35,613,168	3.9	34,048,423	4.6	35,613,168	0
4. U.S. Political Subdivisions of States, Territories and Possessions, Guaranteed												
4.01 Issuer Obligations	0	12,435,464	27,386,542	350,000	0	XXX	40,172,006	4.4	30,239,953	4.1	40,172,006	0
4.02 Residential Mortgage-Backed Securities	0	0	0	0	0	XXX	0	0.0	0	0.0	0	0
4.03 Commercial Mortgage-Backed Securities	0	0	0	0	0	XXX	0	0.0	0	0.0	0	0
4.04 Other Loan-Backed and Structured Securities	0	0	0	0	0	XXX	0	0.0	0	0.0	0	0
4.05 Totals	0	12,435,464	27,386,542	350,000	0	XXX	40,172,006	4.4	30,239,953	4.1	40,172,006	0
5. U.S. Special Revenue & Special Assessment Obligations etc., Non-Guaranteed												
5.01 Issuer Obligations	23,808,791	49,086,632	64,555,590	0	0	XXX	137,451,013	15.2	113,486,389	15.3	137,451,014	(1)
5.02 Residential Mortgage-Backed Securities	10,340,237	31,673,022	26,405,808	33,292,072	19,162,776	XXX	120,873,915	13.3	101,595,201	13.7	120,873,914	1
5.03 Commercial Mortgage-Backed Securities	108,520	529,272	355,428	0	0	XXX	993,220	0.1	1,058,018	0.1	993,219	1
5.04 Other Loan-Backed and Structured Securities	0	0	0	0	0	XXX	0	0.0	0	0.0	0	0
5.05 Totals	34,257,548	81,288,926	91,316,826	33,292,072	19,162,776	XXX	259,318,148	28.6	216,139,608	29.1	259,318,147	1
6. Industrial and Miscellaneous												
6.01 Issuer Obligations	100,660,000	104,386,624	107,845,436	37,153,905	0	XXX	350,045,965	38.6	303,477,840	40.9	307,393,769	42,652,196
6.02 Residential Mortgage-Backed Securities	0	0	0	0	0	XXX	0	0.0	0	0.0	0	0
6.03 Commercial Mortgage-Backed Securities	4,692,192	7,313,778	4,413,801	0	0	XXX	16,419,771	1.8	18,242,212	2.5	4,742,704	11,677,067
6.04 Other Loan-Backed and Structured Securities	376,413	29,590,013	7,546,371	1,464,554	0	XXX	38,977,351	4.3	38,226,322	5.2	14,747,844	24,229,507
6.05 Totals	105,728,605	141,290,415	119,805,608	38,618,459	0	XXX	405,443,087	44.7	359,946,374	48.5	326,884,317	78,558,770
7. Hybrid Securities												
7.01 Issuer Obligations	0	0	0	0	0	XXX	0	0.0	0	0.0	0	0
7.02 Residential Mortgage-Backed Securities	0	0	0	0	0	XXX	0	0.0	0	0.0	0	0
7.03 Commercial Mortgage-Backed Securities	0	0	0	0	0	XXX	0	0.0	0	0.0	0	0
7.04 Other Loan-Backed and Structured Securities	0	0	0	0	0	XXX	0	0.0	0	0.0	0	0
7.05 Totals	0	0	0	0	0	XXX	0	0.0	0	0.0	0	0
8. Parent, Subsidiaries and Affiliates												
8.01 Issuer Obligations	0	0	0	0	0	XXX	0	0.0	0	0.0	0	0
8.02 Residential Mortgage-Backed Securities	0	0	0	0	0	XXX	0	0.0	0	0.0	0	0
8.03 Commercial Mortgage-Backed Securities	0	0	0	0	0	XXX	0	0.0	0	0.0	0	0
8.04 Other Loan-Backed and Structured Securities	0	0	0	0	0	XXX	0	0.0	0	0.0	0	0
8.05 Affiliated Bank Loans - Issued	0	0	0	0	0	XXX	0	0.0	0	0.0	0	0
8.06 Affiliated Bank Loans - Acquired	0	0	0	0	0	XXX	0	0.0	0	0.0	0	0
8.07 Totals	0	0	0	0	0	XXX	0	0.0	0	0.0	0	0

8018

ANNUAL STATEMENT FOR THE YEAR 2022 OF THE UnitedHealthcare Plan of the River Valley, Inc.

SCHEDULE D - PART 1A - SECTION 2 (Continued)

Maturity Distribution of All Bonds Owned December 31, at Book/Adjusted Carrying Values by Major Type and Subtype of Issues

Distribution by Type	1 1 Year or Less	2 Over 1 Year Through 5 Years	3 Over 5 Years Through 10 Years	4 Over 10 Years Through 20 Years	5 Over 20 Years	6 No Maturity Date	7 Total Current Year	8 Col. 7 as a % of Line 12.09	9 Total from Col. 7 Prior Year	10 % From Col. 8 Prior Year	11 Total Publicly Traded	12 Total Privately Placed
9. SVO Identified Funds												
9.01 Exchange Traded Funds Identified by the SVO	XXX	XXX	XXX	XXX	XXX	0	0	0.0	0	0.0	0	0
10. Unaffiliated Bank Loans												
10.01 Unaffiliated Bank Loans - Issued	0	0	0	0	0	XXX	0	0.0	0	0.0	0	0
10.02 Unaffiliated Bank Loans - Acquired	0	0	0	0	0	XXX	0	0.0	0	0.0	0	0
10.03 Totals	0	0	0	0	0	XXX	0	0.0	0	0.0	0	0
11. Unaffiliated Certificates of Deposit												
11.01 Totals	0	0	0	0	0	XXX	0	0.0	XXX	XXX	0	0
12. Total Bonds Current Year												
12.01 Issuer Obligations	252,782,907	196,137,047	242,597,583	37,503,905	0	XXX	729,021,442	80.4	XXX	XXX	686,369,246	42,652,196
12.02 Residential Mortgage-Backed Securities	10,340,237	31,673,022	26,405,808	33,292,072	19,162,776	XXX	120,873,915	13.3	XXX	XXX	120,873,914	1
12.03 Commercial Mortgage-Backed Securities	4,800,712	7,843,050	4,769,229	0	0	XXX	17,412,991	1.9	XXX	XXX	5,735,923	11,677,068
12.04 Other Loan-Backed and Structured Securities	376,413	29,590,013	7,546,371	1,464,554	0	XXX	38,977,351	4.3	XXX	XXX	14,747,844	24,229,507
12.05 SVO Identified Funds	XXX	XXX	XXX	XXX	XXX	0	0	0.0	XXX	XXX	0	0
12.06 Affiliated Bank Loans	0	0	0	0	0	XXX	0	0.0	XXX	XXX	0	0
12.07 Unaffiliated Bank Loans	0	0	0	0	0	XXX	0	0.0	XXX	XXX	0	0
12.08 Unaffiliated Certificates of Deposit	0	0	0	0	0	XXX	0	0.0	XXX	XXX	0	0
12.09 Totals	268,300,269	265,243,132	281,318,991	72,260,531	19,162,776	0	906,285,699	100.0	XXX	XXX	827,726,927	78,558,772
12.10 Line 12.09 as a % of Col. 7	29.6	29.3	31.0	8.0	2.1	0.0	100.0	XXX	XXX	XXX	91.3	8.7
13. Total Bonds Prior Year												
13.01 Issuer Obligations	89,463,800	284,988,138	203,890,528	4,758,712	0	XXX	XXX	XXX	583,101,178	78.6	539,625,689	43,475,489
13.02 Residential Mortgage-Backed Securities	25,059,477	49,881,846	17,902,223	6,997,740	1,753,915	XXX	XXX	XXX	101,595,201	13.7	101,595,201	0
13.03 Commercial Mortgage-Backed Securities	3,092,651	9,391,691	6,815,888	0	0	XXX	XXX	XXX	19,300,230	2.6	5,838,456	13,461,774
13.04 Other Loan-Backed and Structured Securities	12,783,739	25,442,583	0	0	0	XXX	XXX	XXX	38,226,322	5.2	21,475,475	16,750,847
13.05 SVO Identified Funds	XXX	XXX	XXX	XXX	XXX	0	XXX	XXX	0	0.0	0	0
13.06 Affiliated Bank Loans	0	0	0	0	0	XXX	XXX	XXX	0	0.0	0	0
13.07 Unaffiliated Bank Loans	0	0	0	0	0	XXX	XXX	XXX	0	0.0	0	0
13.08 Unaffiliated Certificates of Deposit	XXX	XXX	XXX	XXX	XXX	XXX	XXX	XXX	XXX	XXX	XXX	XXX
13.09 Totals	130,399,667	369,704,258	228,608,639	11,756,452	1,753,915	0	XXX	XXX	742,222,931	100.0	668,534,821	73,688,110
13.10 Line 13.09 as a % of Col. 9	17.6	49.8	30.8	1.6	0.2	0.0	XXX	XXX	100.0	XXX	90.1	9.9
14. Total Publicly Traded Bonds												
14.01 Issuer Obligations	232,717,923	183,062,535	234,676,549	35,912,239	0	XXX	686,369,246	75.7	539,625,689	72.7	686,369,246	XXX
14.02 Residential Mortgage-Backed Securities	10,340,237	31,673,022	26,405,808	33,292,072	19,162,776	XXX	120,873,915	13.3	101,595,201	13.7	120,873,915	XXX
14.03 Commercial Mortgage-Backed Securities	108,520	2,573,104	3,054,300	0	0	XXX	5,735,924	0.6	5,838,456	0.8	5,735,924	XXX
14.04 Other Loan-Backed and Structured Securities	74,576	14,673,268	0	0	0	XXX	14,747,844	1.6	21,475,475	2.9	14,747,844	XXX
14.05 SVO Identified Funds	XXX	XXX	XXX	XXX	XXX	0	0	0.0	0	0.0	0	XXX
14.06 Affiliated Bank Loans	0	0	0	0	0	XXX	0	0.0	0	0.0	0	XXX
14.07 Unaffiliated Bank Loans	0	0	0	0	0	XXX	0	0.0	0	0.0	0	XXX
14.08 Unaffiliated Certificates of Deposit	0	0	0	0	0	XXX	0	0.0	XXX	XXX	0	XXX
14.09 Totals	243,241,256	231,981,929	264,136,657	69,204,311	19,162,776	0	827,726,929	91.3	668,534,821	90.1	827,726,929	XXX
14.10 Line 14.09 as a % of Col. 7	29.4	28.0	31.9	8.4	2.3	0.0	100.0	XXX	XXX	XXX	100.0	XXX
14.11 Line 14.09 as a % of Line 12.09, Col. 7, Section 12	26.8	25.6	29.1	7.6	2.1	0.0	91.3	XXX	XXX	XXX	91.3	XXX
15. Total Privately Placed Bonds												
15.01 Issuer Obligations	20,064,984	13,074,512	7,921,034	1,591,666	0	XXX	42,652,196	4.7	43,475,489	5.9	XXX	42,652,196
15.02 Residential Mortgage-Backed Securities	0	0	0	0	0	XXX	0	0.0	0	0.0	XXX	0
15.03 Commercial Mortgage-Backed Securities	4,692,192	5,269,946	1,714,929	0	0	XXX	11,677,067	1.3	13,461,774	1.8	XXX	11,677,067
15.04 Other Loan-Backed and Structured Securities	301,837	14,916,745	7,546,371	1,464,554	0	XXX	24,229,507	2.7	16,750,847	2.3	XXX	24,229,507
15.05 SVO Identified Funds	XXX	XXX	XXX	XXX	XXX	0	0	0.0	0	0.0	XXX	0
15.06 Affiliated Bank Loans	0	0	0	0	0	XXX	0	0.0	0	0.0	XXX	0
15.07 Unaffiliated Bank Loans	0	0	0	0	0	XXX	0	0.0	0	0.0	XXX	0
15.08 Unaffiliated Certificates of Deposit	0	0	0	0	0	XXX	0	0.0	XXX	XXX	XXX	0
15.09 Totals	25,059,013	33,261,203	17,182,334	3,056,220	0	0	78,558,770	8.7	73,688,110	9.9	XXX	78,558,770
15.10 Line 15.09 as a % of Col. 7	31.9	42.3	21.9	3.9	0.0	0.0	100.0	XXX	XXX	XXX	XXX	100.0
15.11 Line 15.09 as a % of Line 12.09, Col. 7, Section 12	2.8	3.7	1.9	0.3	0.0	0.0	8.7	XXX	XXX	XXX	XXX	8.7

6015

ANNUAL STATEMENT FOR THE YEAR 2022 OF THE UnitedHealthcare Plan of the River Valley, Inc.

SCHEDULE DA - VERIFICATION BETWEEN YEARS

Short-Term Investments

	1	2	3	4	5
	Total	Bonds	Mortgage Loans	Other Short-term Investment Assets (a)	Investments in Parent, Subsidiaries and Affiliates
1. Book/adjusted carrying value, December 31 of prior year	18,910,949	18,910,949	0	0	0
2. Cost of short-term investments acquired	177,340,455	177,340,455	0	0	0
3. Accrual of discount	652,199	652,199	0	0	0
4. Unrealized valuation increase (decrease)	0	0	0	0	0
5. Total gain (loss) on disposals	(10,755)	(10,755)	0	0	0
6. Deduct consideration received on disposals	65,040,000	65,040,000	0	0	0
7. Deduct amortization of premium	363,654	363,654	0	0	0
8. Total foreign exchange change in book/adjusted carrying value	0	0	0	0	0
9. Deduct current year's other than temporary impairment recognized	0	0	0	0	0
10. Book/adjusted carrying value at end of current period (Lines 1+2+3+4+5-6-7+8-9)	131,489,194	131,489,194	0	0	0
11. Deduct total nonadmitted amounts	0	0	0	0	0
12. Statement value at end of current period (Line 10 minus Line 11)	131,489,194	131,489,194	0	0	0

(a) Indicate the category of such assets, for example, joint ventures, transportation equipment:

Schedule DB - Part A - Verification - Options, Caps, Floors, Collars, Swaps and Forwards

N O N E

Schedule DB - Part B - Verification - Futures Contracts

N O N E

Schedule DB - Part C - Section 1 - Replication (Synthetic Asset) Transactions (RSATs) Open

N O N E

Schedule DB-Part C-Section 2-Reconciliation of Replication (Synthetic Asset) Transactions Open

N O N E

Schedule DB - Verification - Book/Adjusted Carrying Value, Fair Value and Potential Exposure of
Derivatives

N O N E

SCHEDULE E - PART 2 - VERIFICATION BETWEEN YEARS

(Cash Equivalents)

	1	2	3	4
	Total	Bonds	Money Market Mutual funds	Other (a)
1. Book/adjusted carrying value, December 31 of prior year	247,243,272	3	244,551,772	2,691,497
2. Cost of cash equivalents acquired	8,231,036,043	62,039,063	4,155,385,601	4,013,611,379
3. Accrual of discount	81,811	81,811	0	0
4. Unrealized valuation increase (decrease)	0	0	0	0
5. Total gain (loss) on disposals	0	0	0	0
6. Deduct consideration received on disposals	8,393,703,749	55,778,000	4,324,361,049	4,013,564,700
7. Deduct amortization of premium	2,680	2,680	0	0
8. Total foreign exchange change in book/adjusted carrying value	0	0	0	0
9. Deduct current year's other than temporary impairment recognized	0	0	0	0
10. Book/adjusted carrying value at end of current period (Lines 1+2+3+4+5-6-7+8-9)	84,654,697	6,340,197	75,576,324	2,738,176
11. Deduct total nonadmitted amounts	0	0	0	0
12. Statement value at end of current period (Line 10 minus Line 11)	84,654,697	6,340,197	75,576,324	2,738,176

(a) Indicate the category of such investments, for example, joint ventures, transportation equipment: Qualifying cash pool via SSAP 2R

Schedule A - Part 1 - Real Estate Owned

NONE

Schedule A - Part 2 - Real Estate Acquired and Additions Made

NONE

Schedule A - Part 3 - Real Estate Disposed

NONE

Schedule B - Part 1 - Mortgage Loans Owned

NONE

Schedule B - Part 2 - Mortgage Loans Acquired and Additions Made

NONE

Schedule B - Part 3 - Mortgage Loans Disposed, Transferred or Repaid

NONE

ANNUAL STATEMENT FOR THE YEAR 2022 OF THE UnitedHealthcare Plan of the River Valley, Inc.

SCHEDULE BA - PART 1

Showing Other Long-Term Invested Assets OWNED December 31 of Current Year

1 CUSIP Identification	2 Name or Description	3 Code	4 Location		6 Name of Vendor or General Partner	7 NAIC Designation, NAIC Designation Modifier and SVO Admini- strative Symbol	8 Date Originally Acquired	9 Type and Strategy	10 Actual Cost	11 Fair Value	12 Book/ Adjusted Carrying Value Less Encum- brances	Change in Book/Adjusted Carrying Value					18 Invest- ment Income	19 Commit- ment for Additional Invest- ment	20 Percent- age of Owner- ship		
			4 City	5 State								13 Unrealized Valuation Increase (Decrease)	14 Current Year's (Depre- ciation) or (Amorti- zation)/ Accretion	15 Current Year's Other- Than- Tempo- rary Impair- ment Recog- nized	16 Capital- ized Deferred Interest and Other	17 Total Foreign Exchange Change in Book/ Adjusted Carrying Value					
000000-00-0	US Bancorp Gaur Fed LIHTC Fd 2012-5 Prv Plc			GA	USB	1. Z*	12/31/2019	1	9,050,976	1,364,918	1,364,918	0	(777,171)	0	0	0	0	0	0	21.892	
3599999. Guaranteed Federal Low Income Housing Tax Credit - Unaffiliated												0	(777,171)	0	0	0	0	0	0	0	XXX
000000-00-0	Enterprise N Guar Fed LIHTC PrvPlc CS				Enterprise	1. Z*	12/31/2019	1	12,703,822	2,631,268	2,631,268	0	(1,143,824)	0	0	0	0	0	0	100.000	
3799999. Non-Guaranteed Federal Low Income Housing Tax Credit - Unaffiliated												0	(1,143,824)	0	0	0	0	0	0	0	XXX
6099999. Total - Unaffiliated												0	(1,920,995)	0	0	0	0	0	0	0	XXX
6199999. Total - Affiliated												0	0	0	0	0	0	0	0	0	XXX
6299999 - Totals												0	(1,920,995)	0	0	0	0	0	0	0	XXX

1. Line Book/Adjusted Carrying Value by NAIC Designation Category Footnote:
 Number
 1A 1A ..\$0 1B ..\$0 1C ..\$0 1D ..\$0 1E ..\$0 1F ..\$0 1G ..\$0
 1B 2A ..\$0 2B ..\$0 2C ..\$0
 1C 3A ..\$0 3B ..\$0 3C ..\$0
 1D 4A ..\$0 4B ..\$0 4C ..\$0
 1E 5A ..\$0 5B ..\$0 5C ..\$0
 1F 6 ..\$0

E07

Schedule BA - Part 2 - Other Long-Term Invested Assets Acquired and Additions Made

N O N E

Schedule BA - Part 3 - Other Long-Term Invested Assets Disposed, Transferred or Repaid

N O N E

ANNUAL STATEMENT FOR THE YEAR 2022 OF THE UnitedHealthcare Plan of the River Valley, Inc.

SCHEDULE D - PART 1

Showing All Long-Term BONDS Owned December 31 of Current Year

1	2	Codes			6	7	Fair Value		10	11	Change in Book/Adjusted Carrying Value				Interest					Dates	
		3	4	5			8	9			12	13	14	15	16	17	18	19	20	21	22
CUSIP Identification	Description	C o d e	F o r e i g n	B o n d C h a r	NAIC Designation, NAIC Designation Modifier and SVO Administrative Symbol	Actual Cost	Rate Used to Obtain Fair Value	Fair Value	Par Value	Book/ Adjusted Carrying Value	Unrealized Valuation Increase/ (Decrease)	Current Year's (Amortization) Accretion	Current Year's Other-Than-Temporary Impairment Recognized	Total Foreign Exchange Change in Book/ Adjusted Carrying Value	Rate of	Effective Rate of	When Paid	Admitted Amount Due and Accrued	Amount Received During Year	Acquired	Stated Contractual Maturity Date
912828-4D-9	US Treasury Note				1.A	1,655,563	.99	5320	1,592,512	1,609,016	0	(36,841)	0	0	2.500	0.193	MS	10,220	40,000	09/24/2021	03/31/2023
912828-4S-6	US Treasury Note				1.A	2,311,859	.99	2590	2,282,957	2,304,882	0	(6,977)	0	0	2.750	2.251	MN	5,591	63,250	05/17/2022	05/31/2023
912828-63-8	US Treasury Note	SD			1.A	337,217	.96	0660	302,608	315,000	0	(5,950)	0	0	2.250	0.360	MN	920	6,975	08/11/2022	11/15/2024
912828-R6-9	US Treasury Note				1.A	9,940,879	.98	8240	9,882,400	10,000,000	0	9,976,795	0	0	1.625	2.194	MN	14,286	162,500	05/13/2022	05/31/2023
912828-T2-6	US Treasury Note				1.A	4,667,063	.97	5660	4,683,168	4,800,000	0	4,700,672	0	0	1.375	4.233	MS	16,863	0	09/29/2022	09/30/2023
912828-T9-1	US Treasury Note				1.A	4,958,984	.97	5230	4,876,150	5,000,000	0	4,975,872	0	0	1.625	2.216	AO	13,916	40,625	05/27/2022	10/31/2023
912828-V8-0	US Treasury Note				1.A	2,285,625	.97	4020	2,240,246	2,300,000	0	2,290,834	0	0	2.250	2.626	JJ	21,656	25,875	05/17/2022	01/31/2024
912828-V9-8	US Treasury Note				1.A	1,881,594	.93	0820	1,768,558	1,900,000	0	1,891,732	0	0	2.250	2.361	FA	16,147	42,750	05/08/2017	02/15/2027
912828-W6-6	US Treasury Note	SD			1.A	27,737,581	.98	3010	25,174,886	25,610,000	0	26,148,671	0	0	2.750	0.327	MN	91,439	704,275	06/05/2020	11/15/2023
912828-ZU-7	US Treasury Note				1.A	4,704,000	.98	0640	4,707,072	4,800,000	0	4,757,625	0	0	0.250	2.219	JD	560	12,000	06/02/2022	06/15/2023
91282C-BD-2	US Treasury Note				1.A	1,700,066	100	0000	1,700,000	1,700,000	0	1,700,000	0	0	0.125	0.121	JD	0	1,063	08/31/2021	12/31/2022
91282C-CD-1	US Treasury Note				1.A	797,781	.98	2160	785,728	800,000	0	799,532	0	0	0.125	0.269	MN	88	1,000	06/18/2021	05/31/2023
91282C-CS-8	US Treasury Note				1.A	3,298,684	.81	1170	2,689,029	3,315,000	0	3,300,752	0	0	1.250	1.303	FA	15,652	41,438	08/31/2021	08/15/2031
91282C-DA-6	US Treasury Note				1.A	599,484	.96	6790	580,074	600,000	0	599,808	0	0	0.250	0.293	MS	383	1,500	09/29/2021	09/30/2023
91282C-DJ-7	US Treasury Bond				1.A	17,958,647	.81	4190	14,777,549	18,150,000	0	17,977,088	0	0	1.375	1.490	MN	32,402	249,563	12/23/2021	11/15/2031
91282C-DM-0	US Treasury Note				1.A	7,038,748	.96	2150	6,975,588	7,250,000	0	7,119,106	0	0	0.500	2.516	MN	3,187	18,125	06/07/2022	11/30/2023
91282C-DQ-1	US Treasury Note				1.A	5,232,643	.89	5660	4,706,693	5,255,000	0	5,236,971	0	0	1.250	1.338	JD	181	65,688	01/03/2022	12/31/2026
91282C-DY-4	US Treasury Bond				1.A FE	6,396,914	.84	8630	5,482,150	6,400,000	0	6,401,720	0	0	1.875	1.982	FA	45,751	60,563	02/17/2022	02/15/2032
0019999999	Subtotal - Bonds - U.S. Governments - Issuer Obligations					103,503,332	XXX	95,207,368	102,155,000	102,117,153	0	(409,436)	0	0	XXX	XXX	XXX	289,242	1,537,190	XXX	XXX
0109999999	Total - U.S. Government Bonds					103,503,332	XXX	95,207,368	102,155,000	102,117,153	0	(409,436)	0	0	XXX	XXX	XXX	289,242	1,537,190	XXX	XXX
0309999999	Total - All Other Government Bonds					0	XXX	0	0	0	0	0	0	0	XXX	XXX	XXX	0	0	XXX	XXX
13063D-QR-2	CALIFORNIA ST GO Cont Call		2		1.C FE	4,870,384	114	3010	4,229,137	3,700,000	0	4,506,776	0	0	5.000	1.580	AO	46,250	185,000	09/06/2019	10/01/2032
13063D-VQ-8	CALIFORNIA ST GO Non Call				1.C FE	1,267,100	109	0430	1,090,430	1,000,000	0	1,167,652	0	0	5.000	0.570	MN	8,333	50,000	09/03/2020	11/01/2026
13063D-ZL-5	CALIFORNIA ST GO Non Call				1.C FE	6,519,200	111	2380	5,561,900	5,000,000	0	6,067,342	0	0	5.000	0.520	MN	41,667	250,000	11/30/2020	11/01/2027
20772K-CT-4	CONNECTICUT ST GO Call		2		1.D FE	1,895,654	109	7500	1,893,188	1,725,000	0	1,895,495	0	0	5.000	3.020	JD	3,833	0	12/28/2022	06/15/2034
56052A-YZ-3	MAINE ST GO Non Call				1.C FE	3,895,620	107	8700	3,236,100	3,000,000	0	3,324,934	0	0	5.000	1.720	JD	12,500	150,000	06/08/2016	06/01/2026
57582R-TH-9	MASSACHUSETTS ST GO Non Call				1.B FE	3,996,974	108	1590	3,450,272	3,190,000	0	3,697,084	0	0	5.000	0.420	JJ	79,750	159,500	11/24/2020	07/01/2026
57582R-UZ-7	MASSACHUSETTS ST GO Non Call				1.B FE	4,504,275	112	5220	3,797,618	3,375,000	0	4,168,776	0	0	5.000	0.750	MS	56,250	168,750	07/10/2020	09/01/2028
67752Z-3N-2	OHIO ST GO Non Call				1.B FE	4,428,935	108	4250	3,794,875	3,500,000	0	4,057,344	0	0	5.000	0.640	MS	51,528	175,000	06/18/2020	09/15/2026
93974D-UJ-3	WASHINGTON ST GO Cont Call		2		1.B FE	2,516,020	106	5970	2,131,940	2,000,000	0	2,168,357	0	0	5.000	2.091	JJ	50,000	100,000	02/17/2016	07/01/2027
93974E-JE-7	WASHINGTON ST GO Cont Call		2		1.B FE	4,587,040	110	4700	4,418,800	4,000,000	0	4,559,408	0	0	5.000	2.930	FA	83,333	100,000	07/27/2022	08/01/2038
0419999999	Subtotal - Bonds - U.S. States, Territories and Possessions - Issuer Obligations					38,481,202	XXX	33,604,260	30,490,000	35,613,168	0	(975,002)	0	0	XXX	XXX	XXX	433,444	1,338,250	XXX	XXX
0509999999	Total - U.S. States, Territories and Possessions Bonds					38,481,202	XXX	33,604,260	30,490,000	35,613,168	0	(975,002)	0	0	XXX	XXX	XXX	433,444	1,338,250	XXX	XXX
03667P-GH-9	ANTELOPE VLY CA GO Cont Call		2		1.C FE	350,000	.73	3070	256,575	350,000	0	350,000	0	0	2.818	2.818	FA	4,110	9,863	02/14/2020	08/01/2038
040319-N4-3	ARGYLE TX INDEP GO Cont Call		2		1.A FE	3,094,343	114	5720	3,059,072	2,670,000	0	3,079,621	0	0	5.000	3.140	FA	54,142	0	07/21/2022	08/15/2036
167560-VU-2	CHICAGO IL MET W GO Non Call				1.C FE	2,336,985	116	9320	2,046,310	1,750,000	0	2,277,951	0	0	5.000	1.390	JD	7,292	86,042	11/17/2021	12/01/2031
184541-CA-6	CLEAR CREEK TX I GO Non Call				1.A FE	1,810,846	108	8680	1,540,482	1,415,000	0	1,680,021	0	0	5.000	0.413	FA	26,728	70,750	12/07/2020	02/15/2027
232769-GV-5	CYPRESS-FAIRBANK GO Non Call				1.A FE	4,929,560	107	1290	4,285,160	4,000,000	0	4,556,889	0	0	5.000	0.500	FA	75,556	200,000	10/28/2020	02/15/2026
346843-RE-7	FORT BEND TX IND GO Non Call				1.A FE	1,296,670	110	0480	1,100,480	1,000,000	0	1,206,206	0	0	5.000	0.483	FA	18,889	50,000	12/07/2020	08/15/2027
349461-DB-6	FORT WORTH TX IN GO Cont Call		2		1.A FE	620,508	100	3070	601,842	600,000	0	619,917	0	0	4.000	3.570	FA	7,600	0	08/18/2022	02/15/2038
486063-VH-0	KATY TX INDEP SC GO Non Call				1.C FE	3,052,250	106	9430	2,673,575	2,500,000	0	2,703,448	0	0	5.000	2.289	FA	47,222	125,000	01/12/2017	02/15/2026
517845-NY-5	LAS VEGAS VLY NV GO Non Call				1.C FE	3,703,197	115	5930	3,421,553	2,980,000	0	3,632,975	0	0	5.000	1.721	JD	12,333	110,178	02/16/2022	06/01/2030
56756T-BD-5	MARICOPA CNTY AZ GO Non Call				1.D FE	1,326,240	114	6540	1,146,540	1,000,000	0	1,272,591	0	0	5.000	1.190	JJ	25,000	52,917	05/21/2021	07/01/2030
598223-TR-6	MIDWAY TX INDEP GO Cont Call		2		1.A FE	4,731,065	113	5580	4,036,987	3,555,000	0	4,397,414	0	0	5.000	1.259	FA	67,150	177,750	02/26/2020	08/15/2031

E10

ANNUAL STATEMENT FOR THE YEAR 2022 OF THE UnitedHealthcare Plan of the River Valley, Inc.

SCHEDULE D - PART 1

Showing All Long-Term BONDS Owned December 31 of Current Year

1	2	Codes			6	7	Fair Value		10	11	Change in Book/Adjusted Carrying Value				Interest					Dates	
		3	4	5			8	9			12	13	14	15	16	17	18	19	20	21	22
CUSIP Identification	Description	C o d e	F o r e i g n	B o n d C h a r	NAIC Designation, NAIC Designation Modifier and SVO Administrative Symbol	Actual Cost	Rate Used to Obtain Fair Value	Fair Value	Par Value	Book/ Adjusted Carrying Value	Unrealized Valuation Increase/ (Decrease)	Current Year's (Amor-tization) Accretion	Current Year's Other-Than-Temporary Impairment Recognized	Total Foreign Exchange Change in Book/ Adjusted Carrying Value	Rate of	Effective Rate of	When Paid	Admitted Amount Due and Accrued	Amount Received During Year	Acquired	Stated Contractual Maturity Date
588223-TV-7	MIDWAY TX INDEP GO Cont Call			2	1.A FE	1,313,960	103.1480	1,113,988	1,080,000	1,248,193	0	(23,966)	0	0	4.000	1.519	FA	16,320	43,200	02/26/2020	08/15/2035
649660-CP-3	NEW YORK NY GO Call			2	1.C FE	2,515,020	109.8960	2,197,920	2,000,000	2,352,195	0	(49,343)	0	0	5.000	2.120	FA	41,667	100,000	07/25/2019	08/01/2035
649660-MA-5	NEW YORK NY GO Non Call				1.C FE	2,470,980	108.1640	2,163,280	2,000,000	2,289,299	0	(79,088)	0	0	5.000	0.890	FA	41,667	100,000	08/28/2020	08/01/2026
649660-YP-9	NEW YORK NY GO Non Call				1.C FE	2,381,480	116.7290	2,334,580	2,000,000	2,360,332	0	(21,148)	0	0	5.000	2.640	FA	41,667	30,278	06/02/2022	08/01/2031
649660-YQ-7	NEW YORK NY GO Non Call				1.C FE	2,406,020	118.0760	2,361,520	2,000,000	2,386,062	0	(19,958)	0	0	5.000	2.700	FA	41,667	30,278	06/02/2022	08/01/2032
929831-QC-2	WACO TX GO Cont Call			2	1.B FE	3,957,026	104.9500	3,379,390	3,220,000	3,759,292	0	(71,636)	0	0	4.000	1.499	FA	53,667	128,800	02/20/2020	02/01/2032
0619999999	Subtotal - Bonds - U.S. Political Subdivisions - Issuer Obligations					42,296,150	XXX	37,719,264	34,100,000	40,172,006	0	(907,928)	0	0	XXX	XXX	XXX	582,677	1,315,056	XXX	XXX
0709999999	Total - U.S. Political Subdivisions Bonds					42,296,150	XXX	37,719,264	34,100,000	40,172,006	0	(907,928)	0	0	XXX	XXX	XXX	582,677	1,315,056	XXX	XXX
010609-FF-7	ALABAMA ST PUBLI Rev Bond Non Call				1.B FE	2,573,200	110.8060	2,216,120	2,000,000	2,389,402	0	(80,810)	0	0	5.000	0.780	MN	16,667	100,000	10/23/2020	11/01/2027
02765U-QL-1	AMERICAN MUNI PW Rev Bond Cont Call			2	1.F FE	1,264,530	112.5570	1,125,570	1,000,000	1,229,466	0	(30,235)	0	0	5.000	1.581	FA	18,889	39,167	10/21/2021	02/15/2031
047870-QW-3	ATLANTA GA WTR & Rev Bond Non Call				1.D FE	3,706,972	106.4870	3,418,233	3,210,000	3,421,651	0	(71,185)	0	0	5.000	2.570	MN	26,750	160,500	10/24/2018	11/01/2025
161036-TC-2	CHARLOTTE NC ARP Rev Bond Non Call				1.D FE	1,275,863	115.3840	1,298,070	1,125,000	1,286,270	0	(9,582)	0	0	5.000	3.110	JJ	32,656	0	05/12/2022	07/01/2030
161036-TD-0	CHARLOTTE NC ARP Rev Bond Non Call				1.D FE	1,425,000	116.6140	1,457,675	1,250,000	1,415,305	0	(9,695)	0	0	5.000	3.210	JJ	36,285	0	05/12/2022	07/01/2031
181000-SV-3	CLARK CNTY NV HI Rev Bond Cont Call			2	1.D FE	3,581,310	113.6210	3,408,630	3,000,000	3,561,181	0	(20,129)	0	0	5.000	2.749	JJ	96,250	0	08/04/2022	07/01/2036
196711-RZ-0	COLORADO ST COPS Rev Bond Non Call				1.D FE	3,052,067	113.7090	2,547,082	2,240,000	2,868,079	0	(87,356)	0	0	5.000	0.840	JD	4,978	112,000	11/18/2020	12/15/2029
207758-G2-3	CONNECTICUT ST SPL TAX OBLIG R Rev Bond Non Call				1.D FE	1,617,525	113.6940	1,421,175	1,250,000	1,569,007	0	(44,707)	0	0	5.000	1.110	MN	10,417	57,292	11/10/2021	11/01/2029
207758-TW-3	CONNECTICUT ST SPL TAX OBLIG R Rev Bond Non Call				1.D FE	2,033,025	103.5180	1,728,751	1,670,000	1,740,777	0	(43,406)	0	0	5.000	2.261	FA	34,792	83,500	10/02/2015	08/01/2024
207758-VR-1	CONNECTICUT ST SPL TAX OBLIG R Rev Bond Call			2	1.D FE	1,883,928	107.7400	1,885,450	1,750,000	1,883,737	0	(191)	0	0	5.000	2.790	MS	29,167	0	12/29/2022	09/01/2029
213248-DV-6	COOK CNTY IL SAL Rev Bond Cont Call			2	1.D FE	1,954,384	109.2620	1,879,306	1,720,000	1,947,381	0	(7,004)	0	0	5.000	3.411	MN	10,989	19,589	08/10/2022	11/15/2037
235036-6N-5	DALLAS-FORT WORT Rev Bond MW			2	1.E FE	150,000	88.3180	132,477	150,000	150,000	0	0	0	0	1.649	1.649	MN	412	2,474	07/31/2020	11/01/2026
249170-CC-5	DENVER CO CITY & Rev Bond Non Call				1.D FE	1,352,490	117.1450	1,171,450	1,000,000	1,297,763	0	(32,537)	0	0	5.000	1.320	FA	20,833	63,750	04/07/2021	08/01/2031
29270C-R2-3	ENERGY N W WA EL Rev Bond Non Call				1.C FE	8,608,600	107.8120	7,546,840	7,000,000	7,637,011	0	(172,910)	0	0	5.000	2.280	JJ	175,000	350,000	01/18/2017	07/01/2026
3133EN-2T-6	FPC Corp Note Non Call				1.A FE	1,359,877	99.8150	1,358,482	1,361,000	1,360,003	0	126	0	0	4.750	4.836	MN	7,183	0	11/17/2022	11/21/2023
3137EA-EW-5	FHLMC Note Non Call				1.A FE	405,866	96.9970	393,808	406,000	405,970	0	45	0	0	0.250	0.261	MS	319	1,015	09/02/2020	09/08/2023
3137EA-EY-1	FHLMC Note Non Call				1.A FE	631,635	96.4560	611,531	634,000	633,377	0	789	0	0	0.125	0.250	AO	165	793	10/14/2020	10/16/2023
414009-JR-2	HARRIS CNTY TX C Rev Bond Non Call				1.C FE	3,937,193	105.6320	3,390,787	3,210,000	3,427,900	0	(75,815)	0	0	5.000	2.430	AO	40,125	160,500	10/05/2015	10/01/2025
41422E-HW-6	HARRIS CNTY TX M Rev Bond Non Call				1.C FE	2,905,575	106.4020	2,660,050	2,500,000	2,675,387	0	(59,156)	0	0	5.000	2.421	MN	20,833	125,000	11/29/2018	11/01/2025
41422E-JR-5	HARRIS CNTY TX M Rev Bond Cont Call			2	1.A FE	4,447,948	112.7280	3,832,752	3,400,000	4,128,074	0	(99,812)	0	0	5.000	1.670	MN	28,333	170,000	09/05/2019	11/01/2034
45204E-YA-0	ILLINOIS ST FIN Rev Bond Cont Call			2	1.A FE	3,416,821	108.1400	2,925,187	2,705,000	3,174,709	0	(115,679)	0	0	5.000	0.600	JJ	67,625	135,250	11/23/2020	07/01/2031
45506D-SR-2	INDIANA ST FIN A Rev Bond Cont Call			2	1.A FE	1,936,395	112.7930	1,691,895	1,500,000	1,792,567	0	(45,399)	0	0	5.000	1.621	FA	31,250	75,000	04/07/2019	02/01/2032
544445-GK-9	LOS ANGELES CA DEPT OF ARPTS A Rev Bond Non Call				1.D FE	1,353,104	106.1490	1,257,866	1,185,000	1,276,847	0	(19,345)	0	0	5.000	3.090	MN	7,571	59,250	11/01/2018	05/15/2027
544445-GL-7	LOS ANGELES CA DEPT OF ARPTS A Rev Bond Non Call				1.D FE	2,338,000	107.0520	2,141,400	2,000,000	2,203,261	0	(34,461)	0	0	5.000	2.940	MN	12,778	100,000	11/28/2018	05/15/2028
544445-GM-5	LOS ANGELES CA DEPT OF ARPTS A Rev Bond Non Call				1.D FE	3,593,340	107.8430	3,382,290	3,000,000	3,582,576	0	(54,145)	0	0	5.000	2.800	MN	19,167	150,000	12/06/2018	05/15/2029
592647-JZ-5	MET WASHINGTON D Rev Bond Non Call				1.D FE	2,598,140	109.0420	2,180,840	2,000,000	2,528,489	0	(64,212)	0	0	5.000	1.390	AO	25,000	100,000	11/30/2021	10/01/2030
594477-7V-7	MICHIGAN ST FIN Rev Bond Non Call				1.D FE	4,620,613	101.8200	3,914,979	3,845,000	3,993,796	0	(94,887)	0	0	5.000	2.431	JJ	16,021	192,250	02/12/2015	12/01/2023
60416T-TQ-1	MINNESOTA ST HSG Rev Bond Cont Call			2	1.B FE	2,788,725	110.7470	2,788,675	2,500,000	2,781,379	0	(7,346)	0	0	5.000	3.601	FA	37,153	0	09/01/2022	08/01/2038
64577B-SN-0	NEW JERSEY ST EC Rev Bond Non Call				1.G FE	2,427,495	108.0790	2,356,122	2,180,000	2,332,168	0	(24,850)	0	0	5.000	3.580	JD	4,844	109,000	12/12/2018	06/15/2028
645790-JL-1	NEW JERSEY ST HL Rev Bond Non Call				1.D FE	5,628,893	105.1200	4,993,200	4,750,000	5,037,303	0	(110,037)	0	0	5.000	2.490	JJ	118,750	237,500	04/06/2017	07/01/2025
646139-6E-0	NEW JERSEY ST TU Rev Bond Call			2	1.E FE	3,899,690	105.6800	3,883,740	3,675,000	3,897,365	0	(2,324)	0	0	5.000	2.880	JJ	91,875	0	12/15/2022	01/01/2034
64971X-ZE-1	NEW YORK CITY NY Rev Bond Cont Call			2	1.A FE	3,425,370	116.8610	3,505,830	3,000,000	3,420,353	0	(5,017)	0	0	5.000	3.080	MN	25,000	0	11/17/2022	11/01/2031
64990E-Y4-3	NEW YORK ST DORM Rev Bond Non Call				1.B FE	2,424,680	105.3290	2,106,580	2,000,000	2,107,306	0	(46,865)	0	0	5.000	2.480	MS	29,444	100,000	09/02/2015	03/15/2028
64990G-SU-2	NEW YORK ST DORM Rev Bond Non Call				1.D FE	3,863,700	112.3510	3,370,530	3,000,000	3,685,595	0	(115,589)	0	0	5.000	0.910	AO	37,500	193,750	05/13/2021	10/01/2028
64990G-A3-6	NEW YORK ST DORM Rev Bond Non Call				1.D FE	1,500,000	83.4510	1,251,765	1,500,000	1,500,000	0	0	0	0	1.919	1.919	JJ	14,393	28,785	02/26/2020	07/01/2029
650036-FA-9	NEW YORK ST URBA Rev Bond Non Call				1.B FE	5,411,750	112.5450	5,627,250	5,000,000	5,397,735	0	(14,015)	0	0	5.000	3.451	MS	54,167	0	09/30/2022	09/15/2028
658203-4K-7	NORTH CAROLINA S Rev Bond Call			2	1.F FE	4,810,598	107.2830	4,119,667	3,840,000	4,194,781	0	(96,387)	0	0	5.000	2.241	JJ	96,000	192,000	02/19/2016	01/01/2027
67766W-XU-1	OHIO ST WTR DEV Rev Bond Cont Call			2	1.A FE	1,237,503	110.0700	1,111,707	1,010,000	1,194,118	0	(40,814)	0	0	5.000	0.790	JD	4,208	50,500	12/07/2021	06/01/2029

E10.1

ANNUAL STATEMENT FOR THE YEAR 2022 OF THE UnitedHealthcare Plan of the River Valley, Inc.

SCHEDULE D - PART 1

Showing All Long-Term BONDS Owned December 31 of Current Year

1	2	Codes			6	7	Fair Value		10	11	Change in Book/Adjusted Carrying Value				Interest					Dates	
		3	4	5			8	9			12	13	14	15	16	17	18	19	20	21	22
CUSIP Identification	Description	C o d e	F o r e i g n	B o n d C h a r	NAIC Designation, NAIC Designation Modifier and SVO Administrative Symbol	Actual Cost	Rate Used to Obtain Fair Value	Fair Value	Par Value	Book/ Adjusted Carrying Value	Unrealized Valuation Increase/ (Decrease)	Current Year's (Amortization) Accretion	Current Year's Other-Than-Temporary Impairment Recognized	Total Foreign Exchange Change in Book/ Adjusted Carrying Value	Rate of	Effective Rate of	When Paid	Admitted Amount Due and Accrued	Amount Received During Year	Acquired	Stated Contractual Maturity Date
679111-AG-5	OKLAHOMA ST TURN Rev Bond Non Call				1.D FE	2,844,556	110.2680	2,425,896	2,200,000	2,653,160	0	(88,507)	0	0	5.000	0.790	JJ	55,000	110,000	10/16/2020	01/01/2028
73358W-3P-7	PORT AUTH OF NEW Rev Bond Cont Call				1.D FE	2,835,076	108.4730	2,332,170	2,150,000	2,643,095	0	(68,159)	0	0	5.000	1.460	MM	17,917	107,500	02/20/2020	11/01/2030
73358X-AN-2	PORT AUTH OF NEW Rev Bond Cont Call				1.D FE	2,418,357	109.3890	2,023,697	1,850,000	2,329,891	0	(51,753)	0	0	5.000	1.720	JJ	42,653	92,500	04/08/2021	07/15/2033
795576-FK-8	SALT LAKE CITY U Rev Bond Non Call				1.F FE	1,769,895	105.0470	1,575,705	1,500,000	1,609,250	0	(29,310)	0	0	5.000	2.801	JJ	37,500	75,000	02/09/2017	07/01/2026
83703F-KX-9	SOUTH CAROLINA S Rev Bond Non Call				1.G FE	1,673,595	104.0240	1,560,360	1,500,000	1,567,010	0	(27,356)	0	0	5.000	3.001	MM	12,500	75,000	11/15/2018	05/01/2025
838810-DM-8	S MIAMI FL HLTH Rev Bond Non Call				1.E FE	1,883,586	103.2440	1,677,715	1,625,000	1,692,079	0	(40,092)	0	0	5.000	2.390	FA	30,694	81,250	12/15/2017	08/15/2024
91412H-GG-2	UNIV OF CALIFORN Rev Bond MW Call				1.C FE	1,620,912	79.7420	1,275,872	1,600,000	1,616,490	0	(2,181)	0	0	1.614	1.461	MM	3,300	25,824	12/11/2020	05/15/2030
93878Y-BE-8	Washington DC Met Area Transit Rev Bond Non Call				1.C FE	4,666,800	117.5800	4,703,200	4,000,000	4,624,679	0	(42,121)	0	0	5.000	2.920	JJ	92,222	100,000	04/29/2022	07/15/2031
97712D-AN-3	WISCONSIN ST HLT Rev Bond Cont Call				1.E FE	2,450,888	100.1210	2,202,662	2,200,000	2,381,627	0	(23,456)	0	0	4.000	2.690	JD	3,911	88,000	11/20/2019	12/15/2036
0819999999	Subtotal - Bonds - U.S. Special Revenues - Issuer Obligations					127,605,470	XXX	115,703,679	107,191,000	119,975,370	0	(2,107,887)	0	0	XXX	XXX	XXX	1,599,486	3,923,939	XXX	XXX
3128MJ-2L-3	FHLMC Pool G08778 MBS			4	1.A	317,316	89.5230	284,717	318,037	317,334	0	13	0	0	3.000	3.037	MON	795	9,541	03/28/2019	09/01/2047
3128MJ-3J-7	FHLMC Pool G08800 MBS			4	1.A	275,129	92.8390	253,348	272,891	275,003	0	(49)	0	0	3.500	3.347	MON	796	9,551	03/12/2019	02/01/2048
3128MJ-4A-5	FHLMC Pool G08816 MBS			4	1.A	395,848	92.7460	364,345	392,840	395,679	0	(94)	0	0	3.500	3.368	MON	1,146	13,750	03/19/2019	06/01/2048
3128MJ-6T-2	FHLMC Pool G08881 MBS			4	1.A	247,336	92.2950	222,712	241,304	247,133	0	(107)	0	0	3.500	2.970	MON	704	8,446	07/23/2019	06/01/2049
3128MJ-V5-6	FHLMC Pool G08635 MBS			4	1.A	287,069	90.2300	258,658	287,021	287,021	0	(35)	0	0	3.000	2.977	MON	717	8,600	03/27/2019	04/01/2045
3128MJ-XX-3	FHLMC Pool G08693 MBS			4	1.A	304,377	93.1520	277,954	298,386	304,061	0	(223)	0	0	3.500	3.112	MON	870	10,443	03/27/2019	02/01/2046
3128MJ-ZM-5	FHLMC Pool G08747 MBS			4	1.A	1,074,216	89.6170	964,491	1,076,234	1,074,260	0	30	0	0	3.000	3.030	MON	2,691	32,287	03/25/2019	01/01/2047
3128PL-PR-7	FHLMC Pool J08532 MBS			4	1.A	6,301	99.7310	6,214	6,231	6,223	0	(18)	0	0	5.500	5.300	MON	29	343	11/05/2008	08/01/2023
3128PU-WF-5	FHLMC Pool J15146 MBS			4	1.A	33,297	99.9780	31,318	31,324	31,751	0	(448)	0	0	4.500	3.586	MON	117	1,410	05/16/2011	04/01/2026
3128PV-F3-9	FHLMC Pool J15586 MBS			4	1.A	24,191	99.7660	22,702	22,755	23,959	0	545	0	0	4.500	(11.880)	MON	85	1,024	05/17/2011	06/01/2026
312926-2P-2	FHLMC Pool A80782 MBS			4	1.A	32,926	101.9790	32,969	32,329	32,666	0	(204)	0	0	4.000	5.881	MON	162	1,940	09/24/2008	08/01/2038
31292L-YA-7	FHLMC Pool C04305 MBS			4	1.A	209,376	91.2370	183,185	200,781	207,768	0	(721)	0	0	3.000	2.412	MON	502	6,023	12/18/2012	11/01/2042
3131XY-WF-2	FHLMC Pool ZM5146 MBS			4	1.A	285,716	95.1940	252,567	265,319	284,866	0	(465)	0	0	4.000	2.813	MON	884	10,613	08/18/2020	12/01/2047
3132AE-EZ-5	FHLMC Pool ZT1952 MBS			4	1.A	165,378	95.4130	152,318	159,641	165,182	0	(140)	0	0	4.000	3.272	MON	532	6,386	07/26/2019	05/01/2049
3132AE-J8-0	FHLMC Pool ZT2087 MBS			4	1.A	284,308	95.3560	261,149	273,867	283,858	0	(153)	0	0	4.000	3.300	MON	913	10,955	09/12/2019	06/01/2049
3132DM-BC-8	FHLMC Pool SD0035 MBS			4	1.A	615,252	90.2150	545,590	604,763	614,515	0	(523)	0	0	3.000	2.750	MON	1,512	18,143	07/22/2019	04/01/2047
3132DN-2F-9	FHLMC Pool SD1674 MBS			4	1.A	3,349,647	96.9320	3,402,644	3,510,355	3,350,501	0	855	0	0	4.500	4.929	MON	855	26,328	09/26/2022	10/01/2052
3132DN-YW-7	FHLMC Pool SD1625 MBS			4	1.A	6,565,633	100.1770	6,735,092	6,723,209	6,566,363	0	729	0	0	5.000	5.268	MON	28,013	56,027	09/27/2022	09/01/2052
3132DV-3P-8	FHLMC Pool SD8006 MBS			4	1.A	276,156	95.1860	253,266	266,075	275,853	0	(243)	0	0	4.000	3.233	MON	887	10,643	07/30/2019	08/01/2049
3132DV-7D-1	FHLMC Pool SD8092 MBS			4	1.A	1,887,296	88.2460	1,586,391	1,797,692	1,884,914	0	(79)	0	0	3.000	2.116	MON	4,494	53,931	05/10/2021	09/01/2050
3132GF-JS-7	FHLMC Pool Q02073 MBS			4	1.A	729,429	99.0580	667,588	673,934	724,290	0	(2,874)	0	0	4.500	2.769	MON	2,527	30,327	04/27/2017	07/01/2041
3132GV-JF-0	FHLMC Pool Q09862 MBS			4	1.A	127,902	93.8470	112,295	119,657	125,410	0	(1,558)	0	0	3.500	2.948	MON	349	4,188	09/04/2012	08/01/2042
3132HQ-DB-5	FHLMC Pool Q13698 MBS			4	1.A	440,538	91.2350	383,813	420,687	434,642	0	(4,550)	0	0	3.000	2.627	MON	1,052	12,621	12/17/2012	12/01/2042
3132HQ-M4-1	FHLMC Pool Q13979 MBS			4	1.A	405,130	90.7270	351,104	386,990	399,419	0	(4,215)	0	0	3.000	2.658	MON	967	11,610	12/17/2012	12/01/2042
3132JA-PI-9	FHLMC Pool Q19036 MBS			4	1.A	202,513	93.7390	183,138	195,369	201,370	0	(640)	0	0	3.500	3.032	MON	570	6,838	12/09/2015	06/01/2043
3132L6-ST-9	FHLMC Pool V81430 MBS			4	1.A	390,515	96.0110	361,168	376,173	389,276	0	(713)	0	0	4.000	3.471	MON	1,254	15,047	04/08/2019	11/01/2044
3132MA-VC-2	FHLMC Pool Q29911 MBS			4	1.A	315,335	93.5760	280,441	299,695	311,992	0	(2,468)	0	0	3.500	3.042	MON	874	10,489	01/06/2015	11/01/2044
3132QL-BR-3	FHLMC Pool Q30047 MBS			4	1.A	89,300	93.5750	80,713	86,255	89,075	0	(56)	0	0	3.500	(0.403)	MON	252	3,019	12/09/2015	11/01/2044
3132QM-6F-3	FHLMC Pool Q31769 MBS			4	1.A	183,914	96.0110	166,117	173,019	181,555	0	(1,825)	0	0	4.000	3.515	MON	577	6,921	11/12/2015	03/01/2045
3132QN-XX-2	FHLMC Pool Q32493 MBS			4	1.A	225,392	96.0120	203,732	212,196	222,626	0	(2,388)	0	0	4.000	3.493	MON	707	8,488	07/29/2015	04/01/2045
3132WH-5N-1	FHLMC Pool Q44452 MBS			4	1.A	477,848	89.5790	430,099	480,137	477,954	0	73	0	0	3.000	3.073	MON	1,200	14,404	05/21/2019	11/01/2046
3132XU-SH-9	FHLMC Pool Q52319 MBS			4	1.A	546,407	92.9010	506,570	545,278	546,314	0	(75)	0	0	3.500	3.468	MON	1,590	19,085	02/28/2019	11/01/2047
3132Y1-YV-4	FHLMC Pool Q57923 MBS			4	1.A	318,935	95.5770	296,502	310,222	318,441	0	(123)	0	0	4.000	3.537	MON	1,034	12,409	04/02/2019	08/01/2048
3132Y2-RF-5	FHLMC Pool Q58585 MBS			4	1.A	176,343	95.5770	163,821	171,402	176,133	0	(29)	0	0	4.000	3.338	MON	571	6,856	04/05/2019	09/01/2048
31335A-HP-6	FHLMC Pool G60238 MBS			4	1.A	796,150	93.3270	711,450	762,322	794,441	0	(951)	0	0	3.500	2.706	MON	2,223	26,681	07/30/2019	10/01/2045
3133BJ-NU-2	FHLMC Pool QE8503 MBS			4	1.A	2,351,820	99.1380	2,404,041	2,424,948	2,352,183	0	363	0	0	5.000	5.365	MON	10,104	20,208	09/26/2022	08/01/2052

ANNUAL STATEMENT FOR THE YEAR 2022 OF THE UnitedHealthcare Plan of the River Valley, Inc.

SCHEDULE D - PART 1

Showing All Long-Term BONDS Owned December 31 of Current Year

1	2	Codes			6	7	Fair Value		10	11	Change in Book/Adjusted Carrying Value				Interest					Dates	
		3	4	5			8	9			12	13	14	15	16	17	18	19	20	21	22
CUSIP Identification	Description	Code	Rating	Bond Char	NAIC Designation, NAIC Designation Modifier and SVO Administrative Symbol	Actual Cost	Rate Used to Obtain Fair Value	Fair Value	Par Value	Book/ Adjusted Carrying Value	Unrealized Valuation Increase/ (Decrease)	Current Year's (Amortization) Accretion	Current Year's Other-Than-Temporary Impairment Recognized	Total Foreign Exchange Change in Book/ Adjusted Carrying Value	Rate of	Effective Rate of	When Paid	Admitted Amount Due and Accrued	Amount Received During Year	Acquired	Stated Contractual Maturity Date
3133KK-AE-9	FHLMC Pool RA3605 MBS			4	1.A	2,273,649	.85	2,310	2,158,555	2,288,996	.0	(1,579)	.0	.0	2.500	1.797	MON	4,497	53,964	12/03/2020	10/01/2050
3133KK-AH-2	FHLMC Pool RA3608 MBS			4	1.A	2,056,391	.85	3,130	1,662,916	1,949,185	.0	(2,271)	.0	.0	2.500	1.628	MON	4,061	48,730	09/25/2020	09/01/2050
3133KK-D6-3	FHLMC Pool RA3725 MBS			4	1.A	2,249,029	.81	9,230	1,780,306	2,245,035	.0	(2,631)	.0	.0	2.000	1.648	MON	3,622	43,463	09/21/2020	10/01/2050
3133KK-ND-7	FHLMC Pool RA3988 MBS			4	1.A	503,363	.85	4,160	407,355	476,909	.0	(332)	.0	.0	2.500	1.649	MON	994	11,923	12/10/2020	11/01/2050
3136AN-GF-8	FNMA FNR 2015-22 HT RMBS			4	1.A	181,509	.92	2,890	160,900	174,344	.0	(114)	.0	.0	3.000	2.614	MON	436	5,230	04/09/2015	04/25/2045
3138A2-BQ-1	FNMA Pool AH0946 MBS			4	1.A	52,703	.96	1,560	48,214	52,164	.0	(365)	.0	.0	4.000	3.272	MON	167	2,006	06/11/2013	12/01/2040
3138AP-DP-0	FNMA Pool AI9109 MBS			4	1.A	1,357,425	.95	9,870	1,207,305	1,257,785	.0	(23,189)	.0	.0	4.000	3.389	MON	4,193	50,311	05/15/2012	05/01/2042
3138AT-CX-6	FNMA Pool AJ1885 MBS			4	1.A	6,020	.91	1,340	5,181	5,913	.0	(59)	.0	.0	3.000	2.536	MON	14	170	12/10/2012	03/01/2042
3138AW-EN-9	FNMA Pool AJ4640 MBS			4	1.A	78,067	.96	1,560	71,121	73,964	.0	(22)	.0	.0	4.000	1.742	MON	247	2,958	06/10/2013	10/01/2041
3138E9-YH-7	FNMA Pool AK5211 MBS			4	1.A	304,630	.96	5,100	279,539	289,649	.0	(3,223)	.0	.0	3.000	2.251	MON	724	8,689	05/15/2012	04/01/2027
3138EE-7J-2	FNMA Pool AK9896 MBS			4	1.A	274,777	.93	7,450	241,407	257,515	.0	(3,537)	.0	.0	3.500	2.945	MON	751	9,013	09/04/2012	07/01/2042
3138EN-LE-7	FNMA Pool AL5724 MBS			4	1.A	319,358	.98	3,380	288,698	293,578	.0	(1,113)	.0	.0	4.500	2.797	MON	1,101	13,211	01/14/2016	10/01/2044
3138EN-QA-0	FNMA Pool AL5848 MBS			4	1.A	477,533	.96	1,660	447,375	465,212	.0	(266)	.0	.0	4.000	3.365	MON	1,551	18,608	09/06/2018	09/01/2044
3138EP-YR-9	FNMA Pool AL7019 MBS			4	1.A	360,665	.93	7,390	331,455	353,593	.0	(382)	.0	.0	3.500	3.182	MON	1,031	12,376	04/01/2019	11/01/2042
3138EQ-K8-4	FNMA Pool AL7518 MBS			4	1.A	323,854	.93	2,250	282,987	303,554	.0	(525)	.0	.0	3.500	2.184	MON	885	10,624	07/21/2016	10/01/2045
3138ER-FX-3	FNMA Pool AL9181 MBS			4	1.A	966,014	.89	7,420	836,716	932,362	.0	(672)	.0	.0	3.000	2.329	MON	2,331	27,971	11/04/2016	10/01/2046
3138MA-E3-2	FNMA Pool AP1053 MBS			4	1.A	345,556	.93	7,440	303,542	323,800	.0	(4,278)	.0	.0	3.500	2.920	MON	944	11,333	09/04/2012	07/01/2042
3138MA-TC-6	FNMA Pool AP1446 MBS			4	1.A	343,006	.93	7,390	300,540	336,087	.0	(4,358)	.0	.0	3.500	2.942	MON	935	11,221	09/05/2012	08/01/2042
3138M7-6J-9	FNMA Pool AP4472 MBS			4	1.A	61,386	.93	7,440	53,939	57,538	.0	(187)	.0	.0	3.500	2.402	MON	168	2,014	09/06/2012	08/01/2042
3138M9-3C-3	FNMA Pool AP6194 MBS			4	1.A	146,271	.93	7,400	127,846	136,384	.0	(1,861)	.0	.0	3.500	2.922	MON	398	4,773	09/05/2012	08/01/2042
3138M9-VP-3	FNMA Pool AP6021 MBS			4	1.A	574,687	.91	1,320	511,107	560,841	.0	(1,881)	.0	.0	3.000	2.714	MON	1,402	16,825	01/07/2015	04/01/2043
3138MK-VC-7	FNMA Pool AQ4210 MBS			4	1.A	867,821	.91	1,380	750,795	823,799	.0	(8,694)	.0	.0	3.000	2.579	MON	2,060	24,714	12/10/2012	11/01/2042
3138MS-A4-1	FNMA Pool AQ9926 MBS			4	1.A	331,030	.91	1,360	286,852	314,751	.0	(2,956)	.0	.0	3.000	2.579	MON	787	9,442	12/17/2012	12/01/2042
3138NW-XS-3	FNMA Pool AR0688 MBS			4	1.A	58,866	.90	7,860	50,905	58,078	.0	(454)	.0	.0	3.000	2.561	MON	140	1,682	12/17/2012	12/01/2042
3138WC-F3-2	FNMA Pool AS2885 MBS			4	1.A	326,926	.93	3,900	297,871	318,952	.0	(1,484)	.0	.0	3.500	3.300	MON	930	11,163	07/08/2014	07/01/2044
3138WF-MA-5	FNMA Pool AS5778 MBS			4	1.A	222,491	.93	9,000	204,118	219,270	.0	(146)	.0	.0	3.500	3.291	MON	640	7,674	04/01/2019	09/01/2045
3138WG-YP-3	FNMA Pool AS7017 MBS			4	1.A	719,040	.93	9,380	633,919	681,353	.0	(5,201)	.0	.0	3.500	3.035	MON	1,987	23,847	05/02/2016	04/01/2046
3138WJ-JD-1	FNMA Pool AS8359 MBS			4	1.A	583,608	.89	5,500	495,189	552,978	.0	(226)	.0	.0	3.000	2.005	MON	1,382	16,589	06/04/2021	11/01/2046
3138WK-3E-3	FNMA Pool AS9796 MBS			4	1.A	432,323	.92	9,550	403,568	432,354	.0	3	.0	.0	3.500	3.583	MON	1,266	15,195	09/06/2018	06/01/2047
3138WK-XE-0	FNMA Pool AS9676 MBS			4	1.A	333,292	.95	6,760	302,841	316,526	.0	(722)	.0	.0	4.000	3.166	MON	1,055	12,661	03/30/2019	05/01/2047
3138X9-YS-4	FNMA Pool AU9656 MBS			4	1.A	233,248	.98	3,370	211,462	215,037	.0	(3,181)	.0	.0	4.500	3.783	MON	806	9,677	11/13/2015	09/01/2043
3138XE-TZ-1	FNMA Pool AV3267 MBS			4	1.A	222,293	.99	7,880	197,972	198,393	.0	(4,136)	.0	.0	5.000	3.954	MON	827	9,920	05/19/2015	12/01/2043
3138Y7-D9-0	FNMA Pool AX5527 MBS			4	1.A	500,104	.92	8,890	436,384	469,788	.0	(163)	.0	.0	3.500	1.747	MON	1,370	16,443	06/17/2016	06/01/2046
3138YA-FD-2	FNMA Pool AX8263 MBS			4	1.A	209,219	.95	9,050	188,404	196,449	.0	(2,494)	.0	.0	4.000	3.486	MON	655	7,858	07/28/2015	12/01/2044
3138YB-DG-5	FNMA Pool AX9102 MBS			4	1.A	695,975	.98	3,370	628,613	639,242	.0	(9,294)	.0	.0	4.500	3.789	MON	2,397	28,766	09/01/2015	11/01/2044
3138YN-MS-3	FNMA Pool AY8468 MBS			4	1.A	621,646	.95	9,040	585,815	613,344	.0	(6,280)	.0	.0	4.000	3.473	MON	1,942	23,307	11/05/2015	08/01/2045
3140E0-6D-3	FNMA Pool AZ8078 MBS			4	1.A	98,747	.93	2,870	88,628	95,006	.0	(573)	.0	.0	3.500	3.176	MON	277	3,325	10/30/2015	08/01/2045
3140EW-AM-7	FNMA Pool BC1811 MBS			4	1.A	422,005	.89	9,280	365,730	406,691	.0	340	.0	.0	3.000	0.941	MON	1,017	12,201	06/16/2016	04/01/2046
3140FO-US-1	FNMA Pool BC5092 MBS			4	1.A	493,467	.93	4,910	433,302	491,848	.0	536	.0	.0	3.500	1.431	MON	1,352	16,221	06/17/2016	11/01/2043
3140F1-YH-9	FNMA Pool BC6111 MBS			4	1.A	1,073,022	.93	5,890	935,120	999,177	.0	(3,480)	.0	.0	3.500	2.464	MON	2,914	34,971	08/15/2016	06/01/2046
3140F5-DT-7	FNMA Pool BC9113 MBS			4	1.A	221,887	.93	3,840	193,538	207,250	.0	(1,940)	.0	.0	3.500	2.948	MON	604	7,254	08/12/2016	05/01/2046
3140F9-RX-5	FNMA Pool BD2301 MBS			4	1.A	489,307	.90	9,090	422,801	469,289	.0	(2,848)	.0	.0	3.000	2.664	MON	1,173	14,079	08/05/2016	06/01/2046
3140GP-4K-1	FNMA Pool BH1725 MBS			4	1.A	482,533	.95	5,320	436,422	456,836	.0	(187)	.0	.0	4.000	1.994	MON	1,523	18,273	07/18/2017	06/01/2047
3140J6-GP-6	FNMA Pool BM2005 MBS			4	1.A	253,440	.95	6,250	234,527	245,258	.0	(135)	.0	.0	4.000	3.329	MON	818	9,810	04/09/2019	12/01/2047
3140J8-MR-1	FNMA Pool BM3967 MBS			4	1.A	644,960	.96	1,680	577,089	642,760	.0	(735)	.0	.0	4.000	2.554	MON	2,000	24,003	08/19/2019	11/01/2046
3140J8-VQ-3	FNMA Pool BM4222 MBS			4	1.A	1,434,042	.91	1,380	1,269,567	1,393,013	.0	(2,095)	.0	.0	3.000	2.537	MON	3,483	41,790	09/23/2019	01/01/2044

ANNUAL STATEMENT FOR THE YEAR 2022 OF THE UnitedHealthcare Plan of the River Valley, Inc.

SCHEDULE D - PART 1

Showing All Long-Term BONDS Owned December 31 of Current Year

1	2	Codes			6	7	Fair Value		10	11	Change in Book/Adjusted Carrying Value				Interest					Dates	
		3	4	5			8	9			12	13	14	15	16	17	18	19	20	21	22
CUSIP Identification	Description	Code	Rating	Bond Char	NAIC Designation, NAIC Designation Modifier and SVO Administrative Symbol	Actual Cost	Rate Used to Obtain Fair Value	Fair Value	Par Value	Book/ Adjusted Carrying Value	Unrealized Valuation Increase/ (Decrease)	Current Year's (Amortization) Accretion	Current Year's Other-Than-Temporary Impairment Recognized	Total Foreign Exchange Change in Book/ Adjusted Carrying Value	Rate of	Effective Rate of	When Paid	Admitted Amount Due and Accrued	Amount Received During Year	Acquired	Stated Contractual Maturity Date
3140J9-QR-5	FNMA Pool BM4963 MBS			4	1.A	468,854	.89	86,400	411,400	457,803	468,081	.0	(488)	.0	3.000	2.698	MON	1,145	13,734	10/11/2019	05/01/2048
3140J9-SN-2	FNMA Pool BM5024 MBS			4	1.A	383,960	.89	115,000	334,304	375,138	383,519	.0	(150)	.0	3.000	2.606	MON	938	11,254	01/07/2020	11/01/2048
3140J9-UB-2	FNMA Pool BM5106 MBS			4	1.A	562,381	.98	167,000	513,518	523,107	560,855	.0	(865)	.0	4.500	3.102	MON	1,962	23,540	08/14/2019	12/01/2048
3140JA-EM-6	FNMA Pool BM5539 MBS			4	1.A	734,493	100	73,900	673,325	668,385	732,050	.0	(677)	.0	5.000	2.883	MON	2,785	33,419	09/11/2019	01/01/2049
3140JA-FG-8	FNMA Pool BM5566 MBS			4	1.A	268,831	.98	23,400	250,874	255,383	268,117	.0	(505)	.0	4.500	3.707	MON	958	11,492	04/24/2019	02/01/2049
3140JA-ND-6	FNMA Pool BM5787 MBS			4	1.A	274,678	.95	97,600	255,404	266,112	274,227	.0	(226)	.0	4.000	3.400	MON	887	10,644	04/16/2019	08/01/2047
3140JA-PG-7	FNMA Pool BM5822 MBS			4	1.A	529,558	.89	58,600	469,788	524,396	529,195	.0	(235)	.0	3.000	2.857	MON	1,311	15,732	06/19/2019	11/01/2048
3140KE-HY-7	FNMA Pool BP6546 MBS			4	1.A	2,119,512	.88	34,000	1,780,310	2,015,284	2,116,717	.0	(579)	.0	3.000	2.208	MON	5,038	60,459	06/04/2021	08/01/2050
3140MR-BM-8	FNMA Pool BW0043 MBS			4	1.A	2,569,976	.99	13,000	2,626,839	2,649,887	2,570,463	.0	487	.0	5.000	5.500	MON	11,041	22,082	09/26/2022	07/01/2052
3140Q7-5V-5	FNMA Pool CA0859 MBS			4	1.A	466,819	.92	74,700	420,349	453,222	466,067	.0	(517)	.0	3.500	3.021	MON	1,322	15,863	07/23/2019	12/01/2047
3140QA-AJ-9	FNMA Pool CA2708 MBS			4	1.A	395,673	.95	60,900	369,848	386,833	395,327	.0	(67)	.0	4.000	3.337	MON	1,289	15,473	02/12/2020	05/01/2048
3140QB-2E-7	FNMA Pool CA4372 MBS			4	1.A	143,963	.97	68,600	130,413	133,502	143,742	.0	(125)	.0	4.500	2.712	MON	501	6,008	07/24/2020	10/01/2049
3140QC-4B-9	FNMA Pool FM2963 MBS			4	1.A	1,098,179	.88	48,200	920,490	1,040,312	1,095,141	.0	(2,042)	.0	3.000	2.359	MON	2,601	31,209	05/20/2020	02/01/2050
3140QE-DS-8	FNMA Pool CA6412 MBS			4	1.A	2,161,708	.85	44,400	1,752,571	2,051,139	2,158,313	.0	(1,634)	.0	2.500	1.642	MON	4,273	51,278	12/17/2020	07/01/2050
3140QE-LU-4	FNMA Pool CA6638 MBS			4	1.A	1,994,188	.85	42,200	1,615,393	1,891,066	1,989,948	.0	(1,094)	.0	2.500	1.774	MON	3,940	47,277	12/01/2020	08/01/2050
3140QE-XQ-0	FNMA Pool CA6986 MBS			4	1.A	1,110,077	.82	27,400	879,966	1,069,551	1,107,748	.0	(1,615)	.0	2.000	1.657	MON	1,783	21,391	10/16/2020	09/01/2050
3140QF-5E-5	FNMA Pool CA8044 MBS			4	1.A	1,227,168	.85	42,200	993,842	1,163,451	1,224,838	.0	(1,531)	.0	2.500	1.832	MON	2,424	29,086	01/20/2021	12/01/2050
3140QF-5F-2	FNMA Pool CA8045 MBS			4	1.A	2,465,597	.85	19,500	1,986,067	2,331,189	2,462,203	.0	(1,359)	.0	2.500	1.388	MON	4,857	58,280	12/17/2020	12/01/2050
3140QF-A3-3	FNMA Pool CA7225 MBS			4	1.A	1,893,238	.81	92,500	1,493,617	1,823,160	1,889,691	.0	(2,150)	.0	2.000	1.600	MON	3,039	36,463	10/14/2020	10/01/2050
3140QF-S2-6	FNMA Pool CA7725 MBS			4	1.A	2,138,980	.85	42,200	1,729,606	2,024,770	2,133,828	.0	(2,076)	.0	2.500	1.848	MON	4,218	50,619	12/01/2020	11/01/2050
3140QF-S4-2	FNMA Pool CA7738 MBS			4	1.A	2,215,595	.85	38,500	1,791,564	2,098,226	2,208,427	.0	(5,255)	.0	2.500	2.069	MON	4,371	52,456	12/16/2020	11/01/2050
3140QG-A9-8	FNMA Pool CA8131 MBS			4	1.A	2,413,353	.85	40,300	1,950,151	2,283,480	2,408,034	.0	(2,366)	.0	2.500	1.819	MON	4,757	57,087	01/06/2021	12/01/2050
3140QG-AU-1	FNMA Pool CA8118 MBS			4	1.A	2,656,648	.81	8,900	2,093,104	2,556,005	2,651,763	.0	(2,925)	.0	2.000	1.603	MON	4,260	51,120	12/11/2020	12/01/2050
3140QK-GB-8	FNMA Pool CB0193 MBS			4	1.A	2,557,385	.88	02,900	2,119,758	2,408,013	2,553,080	.0	(1,527)	.0	3.000	2.091	MON	6,020	72,240	05/10/2021	04/01/2051
3140QK-NE-4	FNMA Pool CB0388 MBS			4	1.A	2,843,096	.85	07,000	2,331,476	2,740,643	2,839,013	.0	(2,443)	.0	2.500	2.128	MON	5,710	68,516	05/13/2021	05/01/2051
3140X4-DF-0	FNMA Pool FM1001 MBS			4	1.A	419,550	.92	83,000	378,411	407,639	418,985	.0	(391)	.0	3.500	2.997	MON	1,189	14,267	06/25/2019	11/01/2048
3140X4-DO-6	FNMA Pool FM1010 MBS			4	1.A	535,364	.92	78,900	480,104	517,416	534,151	.0	(686)	.0	3.500	3.059	MON	1,509	18,109	09/12/2019	07/01/2048
3140X4-PB-6	FNMA Pool FM1317 MBS			4	1.A	775,345	.95	56,400	700,558	733,079	772,722	.0	(1,585)	.0	4.000	3.255	MON	2,444	29,323	10/11/2019	10/01/2048
3140X4-TQ-9	FNMA Pool FM1458 MBS			4	1.A	740,912	.98	02,800	689,355	703,224	739,811	.0	(310)	.0	4.500	3.119	MON	2,637	31,645	09/18/2019	04/01/2049
3140X6-JH-5	FNMA Pool FM2963 MBS			4	1.A	1,352,173	.89	13,200	1,137,161	1,275,823	1,379,134	.0	(1,827)	.0	3.000	2.113	MON	3,190	38,275	05/20/2020	02/01/2050
3140X8-3G-0	FNMA Pool FM5298 MBS			4	1.A	1,731,183	.91	58,800	1,497,581	1,635,120	1,728,790	.0	(916)	.0	3.500	2.592	MON	4,769	57,229	05/20/2021	10/01/2050
3140XJ-D9-1	FNMA Pool FS2827 MBS			4	1.A	1,470,778	.94	07,200	1,419,291	1,508,732	1,471,039	.0	262	.0	4.000	4.375	MON	5,029	15,087	09/08/2022	09/01/2052
3140XJ-J4-6	FNMA Pool FS2982 MBS			4	1.A	6,243,905	.98	82,200	6,249,267	6,344,022	6,244,320	.0	415	.0	5.000	5.166	MON	26,433	52,867	09/29/2022	09/01/2052
3140XJ-KH-5	FNMA Pool FS2995 MBS			4	1.A	5,151,115	100	53,300	5,125,915	5,097,748	5,150,681	.0	(434)	.0	5.500	5.430	MON	23,365	46,729	10/05/2022	10/01/2052
3140XJ-S5-3	FNMA Pool FS3239 MBS			4	1.A	5,996,752	.92	20,300	5,982,557	6,488,455	5,997,836	.0	1,084	.0	3.500	4.182	MON	18,925	0	11/30/2022	08/01/2050
31412V-AG-3	FNMA Pool 935707 MBS			4	1.A	29,394	100	61,700	27,766	27,596	27,930	.0	(256)	.0	5.000	3.297	MON	115	1,380	11/30/2009	07/01/2024
31414F-K9-1	FNMA Pool 964820 MBS			4	1.A	1,443	100	61,700	1,439	1,430	1,426	.0	(4)	.0	5.000	4.858	MON	6	72	09/09/2008	08/01/2023
31416T-2S-7	FNMA Pool AA9784 MBS			4	1.A	46,234	100	61,700	44,797	44,522	44,634	.0	(374)	.0	5.000	4.300	MON	186	2,226	06/30/2009	07/01/2024
31416V-Y6-5	FNMA Pool AB0732 MBS			4	1.A	157,064	.96	49,000	142,584	147,781	154,862	.0	(1,574)	.0	4.000	3.367	MON	493	5,911	07/18/2017	06/01/2039
31417A-QE-2	FNMA Pool AB4052 MBS			4	1.A	358,149	.96	15,200	323,017	335,945	355,574	.0	(1,003)	.0	4.000	2.677	MON	1,120	13,438	12/09/2015	12/01/2041
31417G-TY-2	FNMA Pool AB9566 MBS			4	1.A	671,725	.91	13,800	597,450	655,542	670,592	.0	(109)	.0	3.000	2.161	MON	1,639	19,666	01/07/2015	06/01/2043
31418B-6G-6	FNMA Pool MA2670 MBS			4	1.A	280,429	.89	7,000	251,583	280,473	280,400	.0	(21)	.0	3.000	2.988	MON	701	8,414	03/27/2019	07/01/2046
31418C-V2-7	FNMA Pool MA3332 MBS			4	1.A	428,805	.92	60,900	397,159	428,855	428,742	.0	(24)	.0	3.500	3.489	MON	1,251	15,010	04/05/2018	04/01/2048
31418C-ZJ-6	FNMA Pool MA3444 MBS			4	1.A	270,454	.97	74,100	254,579	260,463	270,016	.0	(207)	.0	4.500	3.734	MON	977	11,721	03/18/2019	08/01/2048
31418D-2N-1	FNMA Pool MA4380 MBS			4	1.A	1,685,772	.88	01,200	1,411,303	1,683,604	1,683,604	.0	(44)	.0	3.000	2.127	MON	4,009	48,106	06/04/2021	07/01/2051
31418D-CB-6	FNMA Pool MA3665 MBS			4	1.A	276,954	.97	95,600	259,397	264,810	276,680	.0	(106)	.0	4.500	3.126	MON	993	11,916	06/25/2019	05/01/2049

ANNUAL STATEMENT FOR THE YEAR 2022 OF THE UnitedHealthcare Plan of the River Valley, Inc.

SCHEDULE D - PART 1

Showing All Long-Term BONDS Owned December 31 of Current Year

1	2	Codes			6	7	Fair Value		10	11	Change in Book/Adjusted Carrying Value				Interest					Dates	
		3	4	5			8	9			12	13	14	15	16	17	18	19	20	21	22
CUSIP Identification	Description	C o d e	F o r e i g n	B o n d C h a r	NAIC Designation, NAIC Designation Modifier and SVO Administrative Symbol	Actual Cost	Rate Used to Obtain Fair Value	Fair Value	Par Value	Book/ Adjusted Carrying Value	Unrealized Valuation Increase/ (Decrease)	Current Year's (Amortization) Accretion	Current Year's Other-Than-Temporary Impairment Recognized	Total Foreign Exchange Change in Book/ Adjusted Carrying Value	Rate of	Effective Rate of	When Paid	Admitted Amount Due and Accrued	Amount Received During Year	Acquired	Stated Contractual Maturity Date
31418D-N7-3	FNMA Pool MA4013 MBS			4	1.A	2,654,694	.91	6240	2,749,865	2,657,646	.0	.2,952	.0	.0	2.500	3.287	MON	5,729	34,373	05/17/2022	05/01/2035
31418D-YB-2	FNMA Pool MA4305 MBS			4	1.A	2,962,786	.81	7990	2,965,567	2,962,756	.0	(24)	.0	.0	2.000	2.004	MON	4,943	59,311	11/18/2021	04/01/2051
35563P-JF-7	FHLMC SCRT-2019-1 MA RMBS			4	1.A	682,197	.94	6260	678,303	679,368	.0	(69)	.0	.0	3.500	3.393	MON	1,978	23,741	03/07/2019	07/25/2058
35563P-JK-6	FHLMC 2019-1 M55D RMBS			4	1.A	933,711	.95	1350	911,626	924,335	.0	(1,560)	.0	.0	4.000	3.654	MON	3,039	36,465	03/07/2019	07/25/2058
0829999999. Subtotal - Bonds - U.S. Special Revenues - Residential Mortgage-Backed Securities						121,192,212	XXX	108,926,580	118,646,468	120,873,916	0	(171,524)	0	0	XXX	XXX	XXX	346,820	2,733,856	XXX	XXX
3137BP-VM-8	FHLMC FHMS K152 A1 CMBS			4	1.A	1,006,079	.92	8840	986,408	993,214	.0	(1,552)	.0	.0	2.830	2.604	MON	2,326	27,915	06/01/2016	05/25/2030
0839999999. Subtotal - Bonds - U.S. Special Revenues - Commercial Mortgage-Backed Securities						1,006,079	XXX	916,216	986,408	993,214	0	(1,552)	0	0	XXX	XXX	XXX	2,326	27,915	XXX	XXX
0909999999. Total - U.S. Special Revenues Bonds						249,803,761	XXX	225,546,475	226,823,876	241,842,500	0	(2,280,963)	0	0	XXX	XXX	XXX	1,948,632	6,685,710	XXX	XXX
00138C-AM-0	AIG GLOBAL FUNDI Corp Note Non Call Prv Plc				1.F FE	865,677	.97	8030	887,000	877,343	.0	11,666	.0	.0	0.800	2.941	JJ	3,430	3,548	05/11/2022	07/07/2023
00138C-AO-1	AIG GLOBAL FUNDI Corp Note Non Call Prv Plc				1.F FE	433,523	.95	8360	434,000	433,851	.0	159	.0	.0	0.450	0.487	JD	125	1,953	12/03/2020	12/08/2023
00138M-AA-4	AIG GLOBAL FUNDI Corp Note Non Call Prv Plc				1.F FE	386,000	.99	7270	386,000	386,000	.0	.0	.0	.0	4.680	0.470	MJSD	905	7,177	12/11/2020	12/15/2023
00206R-KH-4	AT&T INC Corp Note Call MW			1	2.B FE	2,804,498	.78	6410	2,775,000	2,798,965	.0	(2,476)	.0	.0	2.250	2.141	FA	26,016	62,438	12/04/2020	02/01/2032
00206R-MM-1	AT&T INC Corp Note Call MW			2	2.B FE	776,236	.77	1440	774,000	776,037	.0	(164)	.0	.0	2.550	2.522	JD	1,645	19,737	09/03/2021	12/01/2033
00287Y-AQ-2	ABBVIE INC Corp Note Call MW			1	2.A FE	929,588	.97	0040	925,000	926,796	.0	(785)	.0	.0	3.600	3.506	MN	4,348	33,300	03/26/2019	05/14/2025
00287Y-BX-6	ABBVIE INC Corp Note Call MW			2	2.A FE	2,138,691	.90	3750	2,300,000	2,130,789	.0	(339)	.0	.0	3.200	4.376	MN	8,178	44,800	09/29/2022	11/21/2029
00440E-AP-2	ACE INA HOLDINGS Corp Note MW 10 BP			2	1.F FE	23,819	.99	6150	23,000	23,109	.0	(556)	.0	.0	2.700	0.276	MS	186	621	09/21/2021	03/13/2023
00914A-AJ-1	AIR LEASE CORP Corp Note Call MW			2	2.B FE	1,493,754	.92	6350	1,410,000	1,461,406	.0	(16,850)	.0	.0	2.875	1.607	JJ	18,692	40,538	01/21/2021	01/15/2026
015271-AR-0	ALEXANDRIA REAL Corp Note Call MW			2	2.A FE	961,701	.87	5350	950,000	958,780	.0	(897)	.0	.0	3.375	3.248	FA	12,113	32,063	07/24/2019	08/15/2031
023135-BV-7	AMAZON.COM INC Corp Note MW			2	1.D FE	386,946	.98	4390	387,000	386,990	.0	27	.0	.0	0.250	0.257	MN	132	968	05/10/2021	05/12/2023
023608-AK-8	AMEREN CORP Corp Note Call MW			1	2.B FE	1,633,496	.84	6250	1,635,000	1,633,872	.0	205	.0	.0	1.750	1.764	MS	8,425	28,613	02/24/2021	03/15/2028
025816-CV-9	AMERICAN EXPRESS Corp Note Non Call				1.F FE	156,984	.98	0160	157,000	156,989	.0	.5	.0	.0	3.375	3.380	MN	854	2,649	04/28/2022	05/03/2024
025816-DA-4	AMERICAN EXPRESS Corp Note Call			2	1.F FE	940,590	.94	7640	1,000,000	941,755	.0	1,165	.0	.0	4.420	5.140	FA	18,171	.0	09/21/2022	08/03/2033
02665W-DK-4	AMERICAN HONDA F Corp Note MW			2	1.G FE	2,155,358	.97	9850	2,200,000	2,179,990	.0	24,632	.0	.0	0.875	2.661	JJ	9,304	9,625	05/05/2022	07/07/2023
02665W-DM-0	AMERICAN HONDA F Corp Note MW			1	1.G FE	184,919	.97	1630	185,000	184,981	.0	27	.0	.0	0.650	0.665	MS	377	1,203	09/08/2020	09/08/2023
03073E-AM-7	AMERISOURCEBERGE Corp Note Call MW			2	2.A FE	1,179,996	.96	4240	1,070,000	1,119,045	.0	(25,342)	.0	.0	3.250	0.829	MS	11,592	34,775	07/29/2020	03/01/2025
03073E-AS-4	AMERISOURCEBERGE Corp Note Call MW			2	2.A FE	152,067	.99	1650	152,000	152,000	.0	(14)	.0	.0	0.737	0.691	MS	330	1,120	03/26/2021	03/15/2023
031162-CQ-1	AMGEN INC Corp Note Call MW			2	2.A FE	947,293	.92	7550	925,000	938,410	.0	(2,697)	.0	.0	3.200	2.861	MN	4,851	29,600	07/30/2019	11/02/2027
037833-BY-5	APPLE INC Corp Note Call MW			2	1.B FE	1,930,666	.96	1840	1,720,000	1,842,039	.0	(41,557)	.0	.0	3.250	0.766	FA	19,876	59,900	11/06/2020	02/23/2026
037833-BZ-2	APPLE INC Corp Note Call MW			2	1.B FE	1,037,161	.92	8680	1,040,000	1,038,899	.0	290	.0	.0	2.450	2.481	FA	10,404	25,480	07/28/2016	08/04/2026
039482-AD-6	ARCHER-DANIELS Corp Note Call MW			2	1.F FE	746,452	.86	1950	748,000	746,470	.0	19	.0	.0	2.900	2.926	MS	7,231	11,027	02/23/2022	03/01/2032
04685A-2S-9	ATHENE GLOBAL FU Corp Note Non Call Prv Plc				1.E FE	306,893	.95	1860	307,000	306,963	.0	36	.0	.0	0.950	0.962	JJ	1,401	2,917	01/04/2021	01/08/2024
049560-AU-9	ATMOS ENERGY CORP Corp Note Call				1.G FE	547,978	.99	2710	548,000	547,998	.0	11	.0	.0	0.625	0.627	MS	1,066	3,425	03/04/2021	03/09/2023
053332-AX-0	AUTOZONE INC Corp Note Call MW			2	2.B FE	1,570,448	.97	3330	1,575,000	1,573,753	.0	930	.0	.0	3.125	3.188	AO	9,980	49,219	04/04/2019	04/18/2024
06051G-FX-2	BANK OF AMER CRP Corp Note MW			2	1.G FE	1,281,592	.95	5560	1,300,000	1,292,640	.0	2,064	.0	.0	3.500	3.684	AO	9,100	45,500	03/06/2017	04/19/2026
06051G-HV-4	BANK OF AMER CRP Corp Note Call MW			2	1.G FE	1,390,000	.86	2140	1,390,000	1,390,000	.0	.0	.0	.0	3.194	3.194	JJ	19,485	44,397	07/18/2019	07/23/2030
06051G-JD-2	BANK OF AMER CRP Corp Note Call MW			1	1.G FE	2,315,000	.90	1380	2,315,000	2,315,000	.0	.0	.0	.0	1.319	1.319	JD	1,018	30,535	06/16/2020	06/19/2026
06051G-JF-7	BANK OF AMER CRP Corp Note Call MW			1	1.G FE	597,357	.76	9680	599,000	595,741	.0	(704)	.0	.0	1.898	1.760	JJ	4,915	11,198	09/01/2020	07/23/2031
06051G-JX-8	BANK OF AMER CRP Corp Note Call				1.G FE	399,000	.99	0840	399,000	399,000	.0	.0	.0	.0	4.963	0.536	FMAN	1,870	6,829	05/24/2021	05/08/2024
06051G-KS-7	BANK OF AMER CRP Corp Note Call MW			2	1.G FE	430,000	.97	6830	430,000	430,000	.0	.0	.0	.0	3.841	3.831	AO	3,028	8,166	04/21/2022	04/25/2025
06051G-KY-4	BANK OF AMER CRP Corp Note Call MW			2	1.G FE	6,273,871	.95	2340	6,500,000	6,278,587	.0	4,716	.0	.0	5.015	5.443	JJ	143,972	.0	09/19/2022	07/22/2033
06406R-AE-7	BANK OF NY MELLO Corp Note Call			2	1.F FE	1,267,140	.99	8810	1,225,000	1,225,000	.0	(33,054)	.0	.0	2.950	0.229	JJ	15,258	36,138	09/21/2021	01/29/2023
07330M-AA-5	BRANCH BK & TR Corp Note Call			2	1.F FE	1,074,351	.94	7120	980,269	1,051,535	.0	(4,073)	.0	.0	3.800	3.343	AO	6,664	39,330	11/28/2016	10/30/2026
10373Q-AE-0	BP CAP MKTS AMER Corp Note Call			2	1.F FE	639,400	.97	0920	575,000	616,811	.0	(6,811)	.0	.0	4.234	2.819	MN	3,719	24,346	07/24/2019	11/06/2028
10921U-2D-9	BRIGHTHS FIN GLB Corp Note Non Call Prv Plc				1.G FE	357,436	.97	5490	367,000	362,753	.0	5,317	.0	.0	0.600	3.002	JD	18	2,202	05/16/2022	06/28/2023

ANNUAL STATEMENT FOR THE YEAR 2022 OF THE UnitedHealthcare Plan of the River Valley, Inc.

SCHEDULE D - PART 1

Showing All Long-Term BONDS Owned December 31 of Current Year

1	2	Codes			6	7	Fair Value		10	11	Change in Book/Adjusted Carrying Value				Interest					Dates	
		3	4	5			8	9			12	13	14	15	16	17	18	19	20	21	22
CUSIP Identification	Description	C o d e	F o r e i g n	B o n d C h a r	NAIC Designation, NAIC Designation Modifier and SVO Administrative Symbol	Actual Cost	Rate Used to Obtain Fair Value	Fair Value	Par Value	Book/ Adjusted Carrying Value	Unrealized Valuation Increase/ (Decrease)	Current Year's (Amortization) Accretion	Current Year's Other-Than-Temporary Impairment Recognized	Total Foreign Exchange Change in Book/ Adjusted Carrying Value	Rate of	Effective Rate of	When Paid	Admitted Amount Due and Accrued	Amount Received During Year	Acquired	Stated Contractual Maturity Date
10921U-2G-2	BRIGHTHS FIN GLB Corp Note Non Call Prv Plc				1.G FE	206,899	.95	198,426	207,000	206,951	.0	.50	.0	.0	1.200	1.225	JD	110	2,484	12/08/2021	12/15/2023
110122-CP-1	BRISTOL-MYERS Corp Note Call MW				1.F FE	962,813	.92	858,095	925,000	953,169	.0	(4,009)	.0	.0	3.400	2.870	JJ	13,541	31,450	07/17/2020	07/26/2029
110122-CY-2	BRISTOL-MYERS Corp Note Call MW				1.F FE	310,158	.99	299,283	300,000	300,279	.0	(7,322)	.0	.0	2.750	0.304	FA	3,117	8,250	08/23/2021	02/15/2023
110122-DT-2	BRISTOL-MYERS Corp Note Call				1.F FE	750,000	.96	722,798	750,000	750,000	.0	.0	.0	.0	0.537	0.537	MN	537	4,028	11/09/2020	11/13/2023
125523-CL-2	CIGNA CORP Corp Note Call MW				2.A FE	636,948	.83	503,982	600,000	628,959	.0	(3,906)	.0	.0	2.400	1.661	MS	4,240	14,400	12/07/2020	03/15/2030
125896-BQ-2	CMS ENERGY Corp Note Call MW				2.B FE	677,430	.93	633,644	680,000	679,050	.0	.264	.0	.0	3.000	3.044	MN	2,607	20,400	05/02/2016	05/15/2026
126650-CX-6	CVS HEALTH CORP Corp Note Call MW				2.B FE	3,099,435	.96	2,776,472	2,865,000	3,036,476	.0	(33,084)	.0	.0	4.300	2.955	MS	32,852	123,195	12/09/2020	03/25/2028
126650-DN-7	CVS HEALTH CORP Corp Note Call MW Call				2.B FE	596,076	.79	474,222	600,000	596,931	.0	.371	.0	.0	1.750	1.822	FA	3,792	10,500	09/01/2020	08/21/2030
133131-AX-0	CAMDEN PROP TRST Corp Note Call MW				1.G FE	970,340	.89	848,683	950,000	963,794	.0	(1,992)	.0	.0	3.150	2.893	JJ	14,963	29,925	07/30/2019	07/01/2029
14448C-AQ-7	CARRIER GLOBAL Corp Note Call MW				2.C FE	699,945	.84	590,870	700,000	699,968	.0	.4	.0	.0	2.722	2.723	FA	7,198	19,054	12/08/2020	02/15/2030
14913R-2D-8	CATERPILLAR FINL Corp Note MW				1.F FE	1,124,799	.98	1,123,080	1,146,000	1,136,133	.0	11,334	.0	.0	0.650	2.338	JJ	3,600	3,725	05/23/2022	07/07/2023
14913R-2X-4	CATERPILLAR FINL Corp Note				1.F FE	1,800,000	100	1,800,342	1,800,000	1,800,000	.0	.0	.0	.0	4.750	1.232	FMAN	10,791	22,579	05/10/2022	11/13/2023
172967-KG-5	CITIGROUP INC Corp Note Non Call				1.G FE	3,436,500	.96	2,922,857	3,035,000	3,275,328	.0	(77,680)	.0	.0	3.700	1.038	JJ	52,716	112,295	11/25/2020	01/12/2026
172967-KN-0	CITIGROUP INC Corp Note Non Call				1.G FE	550,246	.94	507,731	535,000	540,725	.0	(1,609)	.0	.0	3.400	3.060	MN	3,032	18,190	07/25/2016	05/01/2026
172967-LW-9	CITIGROUP INC Corp Note Call				1.G FE	1,215,000	.92	1,120,169	1,215,000	1,215,000	.0	.0	.0	.0	4.075	4.075	AO	9,352	49,511	04/16/2018	04/23/2029
172967-ME-8	CITIGROUP INC Corp Note Call MW				1.G FE	639,870	.90	542,346	600,000	627,049	.0	(3,879)	.0	.0	3.980	3.175	MS	6,700	23,880	07/23/2019	03/20/2030
172967-NU-1	CITIGROUP INC Corp Note Call MW				1.G FE	3,826,921	.93	3,757,240	4,000,000	3,830,616	.0	3,694	.0	.0	4.910	5.449	MN	20,186	98,200	09/19/2022	05/24/2033
17327C-AQ-6	CITIGROUP INC Corp Note Call MW				1.G FE	623,032	.80	958,371	665,000	963,454	.0	2,422	.0	.0	3.057	3.773	JJ	8,809	10,165	03/29/2022	01/25/2033
174610-AR-6	CITIZENS FIN GRP Corp Note MW				2.A FE	948,081	.92	879,700	950,000	948,975	.0	.269	.0	.0	2.850	2.882	JJ	11,582	27,075	07/22/2019	07/27/2026
194160-EC-0	COLGATE-PALM CO Corp Note MW				1.D FE	234,581	.99	224,197	226,000	227,368	.0	(4,121)	.0	.0	2.100	0.271	MN	791	8,850	03/29/2021	05/01/2023
20030N-CS-8	COMCAST CORP Corp Note Call MW				1.G FE	1,986,828	.98	1,779,372	1,815,000	1,911,933	.0	(36,533)	.0	.0	3.950	1.828	AO	15,135	71,693	12/07/2020	10/15/2025
20030N-DM-0	COMCAST CORP Corp Note Call MW				1.G FE	2,593,806	.81	2,432,160	3,000,000	2,604,272	.0	9,960	.0	.0	1.950	3.787	JJ	26,975	23,400	09/29/2022	01/15/2031
20030N-DN-8	COMCAST CORP Corp Note Call MW				1.G FE	587,876	.78	1,010	590,000	588,295	.0	196	.0	.0	1.500	1.538	FA	3,343	8,850	11/06/2020	02/15/2031
20825C-BA-1	CONOCOPHILLIPS Corp Note Call MW				1.F FE	1,804,522	.81	1,470,678	1,805,000	1,804,558	.0	36	.0	.0	2.400	2.401	FA	16,365	21,660	05/06/2022	02/15/2031
224044-CG-0	COX COMMUN INC Corp Note Call MW Prv Plc				2.B FE	737,029	.93	629,000	765,000	753,187	.0	2,909	.0	.0	3.350	3.800	MS	7,546	25,628	11/17/2016	09/15/2026
22966R-AJ-5	CUBESMART LP Corp Note Call MW				2.B FE	1,354,339	.76	1,046,941	1,365,000	1,355,404	.0	997	.0	.0	2.500	2.587	FA	12,892	24,172	11/18/2021	02/15/2032
244199-BJ-3	DEERE & CO Corp Note Call MW				1.F FE	1,174,619	.89	920,358	1,025,000	1,141,362	.0	(15,629)	.0	.0	3.100	1.400	AO	6,708	31,775	11/06/2020	04/15/2030
24422E-UA-5	JOHN DEERE CAP Corp Note Non Call				1.F FE	335,608	.99	324,958	325,000	325,107	.0	(7,878)	.0	.0	2.700	0.271	JJ	4,266	8,775	08/27/2021	01/06/2023
24422E-VJ-5	JOHN DEERE CAP Corp Note Non Call				1.F FE	146,829	.96	142,056	147,000	146,956	.0	.57	.0	.0	0.400	0.439	AO	132	588	10/06/2020	10/10/2023
24422E-VT-3	JOHN DEERE CAP Corp Note Non Call				1.F FE	2,352,966	.99	2,352,222	2,361,000	2,357,366	.0	4,401	.0	.0	4.420	0.098	JAJU	20,098	18,740	05/10/2022	07/10/2023
25389J-AU-0	DIGITAL REALTY Corp Note Call MW				2.B FE	1,270,563	.89	529,000	1,250,000	1,264,047	.0	(1,992)	.0	.0	3.600	3.398	JJ	22,500	45,000	07/23/2019	07/01/2029
25389J-AV-8	DIGITAL REALTY Corp Note Call MW				2.B FE	670,646	100	841,000	676,000	670,709	.0	63	.0	.0	5.550	5.731	JJ	9,796	.0	11/29/2022	01/15/2028
254687-FV-3	WALT DISNEY CO Corp Note MW				1.G FE	698,187	.91	637,000	700,000	699,014	.0	.314	.0	.0	1.750	1.798	JJ	5,717	12,250	05/11/2020	01/13/2026
254687-FX-9	WALT DISNEY CO Corp Note MW				2.A FE	1,104,667	.85	607,000	1,055,000	1,094,303	.0	(4,523)	.0	.0	2.650	2.136	JJ	13,047	27,958	09/01/2020	01/13/2031
256746-AH-1	DOLLAR TREE Corp Note Call MW				2.B FE	960,548	.95	834,000	925,000	956,496	.0	(4,052)	.0	.0	4.200	3.469	MN	4,964	38,850	03/30/2022	05/15/2028
257375-AN-5	DOMINION ENERGY Corp Note Call MW				2.A FE	599,610	.95	326,000	600,000	599,847	.0	.79	.0	.0	2.500	2.514	MN	1,917	15,000	11/18/2019	10/15/2024
25746U-DL-0	DOMINION ENERGY Corp Note Call MW				2.B FE	728,956	.79	819,000	730,000	729,088	.0	.95	.0	.0	2.250	2.266	FA	6,205	16,562	08/10/2021	08/15/2031
26442C-AY-0	DUKE ENERGY CAR Corp Note Call MW				1.F FE	1,623,001	.85	958,000	1,625,000	1,623,623	.0	189	.0	.0	2.450	2.464	FA	15,040	39,813	08/12/2019	08/15/2029
26875P-AP-6	EOG RESOURCES IN Corp Note Call MW				1.G FE	261,886	.98	148,000	240,000	250,265	.0	(3,506)	.0	.0	4.150	2.552	JJ	4,593	9,960	07/30/2019	01/15/2026
26884A-BG-7	ERP OPERATING LP Corp Note Call MW				1.G FE	628,879	.91	734,000	630,000	629,440	.0	112	.0	.0	3.250	3.271	FA	8,531	20,475	07/31/2017	08/01/2027
26884A-BJ-1	ERP OPERATING LP Corp Note Call MW				2.C FE	720,665	.92	326,000	725,000	722,594	.0	.417	.0	.0	3.500	3.571	MS	8,458	25,375	02/01/2018	03/01/2028
29278N-AQ-6	ENERGY TRANSFER Corp Note Call MW				1.G FE	985,749	.88	399,000	910,000	973,637	.0	(8,013)	.0	.0	3.750	2.665	MN	4,360	34,125	06/23/2021	05/15/2030
29364D-AR-1	ENTERGY ARKANSAS Corp Note Call MW 20BP				1.F FE	2,006,244	.99	1,987,165	2,002,000	2,002,918	.0	(3,326)	.0	.0	3.050	2.778	JD	5,088	61,061	05/16/2022	06/01/2023
29364G-AL-7	ENTERGY CORP Corp Note Call MW				2.B FE	1,140,996	.84	694,000	1,150,000	1,143,107	.0	.818	.0	.0	2.800	2.890	JD	1,431	32,200	05/13/2020	06/15/2030
29364H-BF-4	ENTERGY LA LLC Corp Note Call MW				1.F FE	79,986	.96	311,000	80,000	79,986	.0	.5	.0	.0	0.620	0.626	MN	61	496	11/17/2020	11/17/2023
29379V-BV-4	ENTERPRISE PRODU Corp Note Call MW				2.A FE	979,485	.88	516,000	975,000	978,040	.0	(424)	.0	.0	3.125	3.071	JJ	12,780	30,469	07/24/2019	07/31/2029

ANNUAL STATEMENT FOR THE YEAR 2022 OF THE UnitedHealthcare Plan of the River Valley, Inc.

SCHEDULE D - PART 1

Showing All Long-Term BONDS Owned December 31 of Current Year

1	2	Codes			6	7	Fair Value		10	11	Change in Book/Adjusted Carrying Value				Interest					Dates	
		3	4	5			8	9			12	13	14	15	16	17	18	19	20	21	22
CUSIP Identification	Description	Code	Rating	Bond Char	NAIC Designation, NAIC Designation Modifier and SVO Administrative Symbol	Actual Cost	Rate Used to Obtain Fair Value	Fair Value	Par Value	Book/ Adjusted Carrying Value	Unrealized Valuation Increase/ (Decrease)	Current Year's (Amortization) Accretion	Current Year's Other-Than-Temporary Impairment Recognized	Total Foreign Exchange Change in Book/ Adjusted Carrying Value	Rate of	Effective Rate of	When Paid	Admitted Amount Due and Accrued	Amount Received During Year	Acquired	Stated Contractual Maturity Date
29444U-BK-1	EQUINIX INC Corp Note Call MW	2			2.B FE	1,898,081	.89.5240	1,700,956	1,900,000	1,898,937	.0	.386	.0	.0	1.000	1.021	MS	5,594	19,000	09/23/2020	09/15/2025
29449W-AG-2	EQUITABLE FINANC Corp Note Non Call Prv Plc	2			1.E FE	380,817	.98.9510	377,003	381,000	380,976	.0	.92	.0	.0	0.500	0.524	AO	450	1,905	04/05/2021	04/06/2023
29717P-AP-2	ESSEX PORTFOLIO Corp Note Call MW	2			2.A FE	1,695,699	.96.5160	1,640,772	1,700,000	1,698,908	.0	.459	.0	.0	3.500	3.530	AO	14,875	59,500	03/10/2015	04/01/2025
29736R-AN-0	ESTEE LAUDER CO Corp Note Call MW	2			1.E FE	343,002	.94.9600	327,612	345,000	344,215	.0	.398	.0	.0	2.000	2.122	JD	575	6,900	11/19/2019	12/01/2024
30161N-AU-5	EXELON CORP Corp Note Call MW	2			2.B FE	1,620,463	.95.0600	1,473,570	1,550,000	1,584,718	.0	(10,833)	.0	.0	3.400	2.628	AO	11,126	52,700	08/02/2019	04/15/2026
30225V-AG-2	EXTRA SPACE STOR Corp Note Call MW	2			2.B FE	1,323,060	.75.9210	1,005,953	1,325,000	1,323,269	.0	.165	.0	.0	2.350	2.366	MS	9,168	30,532	09/14/2021	03/15/2032
30231G-BL-5	EXXON MOBIL CORP Corp Note MW	1			1.D FE	412,420	.99.0740	396,296	400,000	401,370	.0	(4,786)	.0	.0	1.571	0.370	AO	1,327	6,284	09/04/2020	04/15/2023
31428X-BV-7	FEDEX CORP Corp Note Call	2			2.B FE	647,829	.88.4600	574,990	650,000	648,501	.0	.202	.0	.0	3.100	3.139	FA	8,172	20,150	07/22/2019	08/05/2029
31620M-BP-0	FIDELITY NATL IN Corp Note MW	1			2.B FE	153,878	.99.2510	152,847	154,000	153,990	.0	.61	.0	.0	0.375	0.415	MS	193	578	02/23/2021	03/01/2023
31620M-BQ-8	FIDELITY NATL IN Corp Note MW	1			2.B FE	1,344,206	.94.6660	1,273,258	1,345,000	1,344,690	.0	.265	.0	.0	0.600	0.620	MS	2,690	8,070	02/23/2021	03/01/2024
341081-GD-3	FLORIDA PHR & LT Corp Note Call	2			1.E FE	252,000	.99.8370	251,589	252,000	252,000	.0	.0	.0	.0	4.500	0.260	FIAN	1,558	3,373	05/05/2021	05/10/2023
369650-BD-9	GENERAL DYNAMICS CORP Corp Note Call MW	2			1.G FE	443,863	.99.4580	437,615	440,000	441,190	.0	(2,673)	.0	.0	3.375	2.394	MN	1,898	14,850	05/11/2022	05/15/2023
37045X-DK-9	GEN MOTORS FIN Corp Note Call MW	2			2.C FE	1,192,825	.86.9620	1,039,196	1,195,000	1,193,486	.0	.425	.0	.0	1.500	1.538	JD	1,046	17,925	06/07/2021	06/10/2026
37045X-DL-7	GEN MOTORS FIN Corp Note Call MW	2			2.C FE	1,313,904	.76.8420	1,006,709	1,310,000	1,313,524	.0	(369)	.0	.0	2.700	2.663	JD	2,063	35,370	12/17/2021	06/10/2031
37331N-AD-3	GEORGIA-PACIFIC Corp Note Call MW Prv Plc	2			1.G FE	1,858,341	.99.1030	1,827,459	1,844,000	1,848,775	.0	(9,566)	.0	.0	3.734	2.782	JJ	31,750	34,427	06/08/2022	07/15/2023
37333A-KQ-3	GEORGIA POWER Corp Note Call MW	1			2.A FE	838,326	.96.7060	813,297	841,000	838,480	.0	.154	.0	.0	4.700	4.740	MN	5,051	20,971	05/02/2022	05/15/2032
375558-BX-0	GILEAD SCIENCES Corp Note Call MW	2			2.A FE	734,361	.84.9640	624,485	735,000	734,561	.0	.89	.0	.0	1.200	1.213	AO	2,205	8,820	09/23/2020	10/01/2027
38141G-VX-9	GOLDMAN SACHS GP Corp Note Call	2			2.A FE	3,270,094	101.8330	3,182,281	3,125,000	3,223,888	.0	(19,974)	.0	.0	6.124	1.170	JAJU	34,553	90,785	11/24/2020	10/28/2027
38141G-WB-6	GOLDMAN SACHS GP Corp Note Call MW	2			2.A FE	797,081	.95.3590	748,568	785,000	789,700	.0	(1,423)	.0	.0	3.850	3.642	JJ	13,012	30,223	05/02/2017	01/26/2027
38141G-WQ-3	GOLDMAN SACHS GP Corp Note Call MW	2			2.A FE	975,000	.96.4290	940,183	975,000	975,000	.0	.0	.0	.0	3.272	3.272	MS	8,153	31,902	09/26/2017	09/29/2025
38141G-WU-4	GOLDMAN SACHS GP Corp Note Non Call	2			1.F FE	1,198,632	100.0530	1,200,636	1,200,000	1,199,954	.0	.291	.0	.0	5.442	3.106	FIAN	7,074	24,689	06/04/2018	02/23/2023
38141G-WZ-3	GOLDMAN SACHS GP Corp Note Call MW	2			2.A FE	1,929,942	.93.3430	1,680,174	1,800,000	1,883,387	.0	(14,100)	.0	.0	4.223	3.269	MN	12,669	76,014	07/22/2019	05/01/2029
38141G-XY-5	GOLDMAN SACHS GP Corp Note Call MW	1			1.F FE	517,000	.99.2360	513,050	517,000	517,000	.0	.0	.0	.0	0.523	0.523	MS	849	2,704	03/01/2021	03/08/2023
38141G-ZM-9	GOLDMAN SACHS GP Corp Note Call MW	2			1.F FE	1,240,710	.81.4580	1,221,870	1,500,000	1,245,996	.0	5,286	.0	.0	3.102	5.279	FA	16,415	7,000	09/19/2022	02/24/2033
38143U-BH-7	GOLDMAN SACHS GP Corp Note Call	2			2.A FE	528,145	.96.3740	481,870	500,000	509,655	.0	(3,133)	.0	.0	3.750	3.050	FA	6,563	18,750	08/04/2016	02/25/2026
404119-CF-4	HCA INC Corp Note Call MW Prv Plc	2			2.C FE	946,739	.84.8820	823,355	970,000	948,229	.0	1,489	.0	.0	3.625	3.918	MS	10,353	18,167	03/29/2022	03/15/2032
42250P-AC-7	HEALTHPEAK PROP Corp Note Call MW	1			2.A FE	1,702,903	.86.7020	1,478,269	1,705,000	1,703,446	.0	.369	.0	.0	1.350	1.373	FA	9,591	24,232	06/30/2021	02/01/2027
437076-CJ-9	HOME DEPOT INC Corp Note Call MW	2			1.F FE	1,642,172	80.1700	1,330,822	1,660,000	1,643,918	.0	1,694	.0	.0	1.875	1.997	MS	9,165	30,606	12/17/2021	09/15/2031
440452-AG-5	HORNEL FOODS CRP Corp Note Call MW	2			1.F FE	117,979	.94.2220	111,182	118,000	117,990	.0	.7	.0	.0	0.650	0.656	JD	60	767	05/25/2021	06/03/2024
452327-AP-4	ILLUMINA INC Corp Note Call MW	2			2.B FE	368,494	101.4230	374,251	369,000	368,499	.0	.5	.0	.0	5.750	5.782	JD	1,061	.0	11/29/2022	12/13/2027
46625H-JV-7	JPMORGAN CHASE Corp Note Non Call	2			1.G FE	458,451	.97.9520	440,784	450,000	451,715	.0	(968)	.0	.0	3.875	3.640	MS	5,377	17,438	02/23/2015	09/10/2024
46647P-AX-4	JPMORGAN CHASE Corp Note Call MW	2			1.F FE	3,089,063	.94.1360	2,777,012	2,950,000	3,040,766	.0	(13,388)	.0	.0	4.452	3.866	JD	9,485	131,334	03/06/2019	12/05/2029
46647P-BL-9	JPMORGAN CHASE Corp Note Call MW	2			1.E FE	82,0490	.96.6420	864,076	1,175,000	826,662	.0	(8,636)	.0	.0	2.522	1.681	AO	5,680	29,634	08/21/2020	04/22/2031
46647P-BU-9	JPMORGAN CHASE Corp Note Call MW	1			1.E FE	987,019	.76.0310	748,905	985,000	986,630	.0	(191)	.0	.0	1.764	1.741	MN	2,027	17,375	12/03/2020	11/19/2031
46647P-CB-0	JPMORGAN CHASE Corp Note Call MW	2			1.E FE	1,642,832	.87.9810	1,438,489	1,635,000	1,640,276	.0	(1,547)	.0	.0	1.578	1.478	AO	4,945	25,800	04/30/2021	04/22/2027
46647P-DC-7	JPMORGAN CHASE Corp Note Call MW	1			1.E FE	1,510,849	.92.8620	1,510,859	1,515,000	1,511,061	.0	.212	.0	.0	4.586	4.618	AO	12,545	34,739	05/02/2022	04/26/2033
46647P-DH-6	JPMORGAN CHASE Corp Note Call MW	2			1.E FE	865,296	.95.5100	859,590	900,000	866,012	.0	.716	.0	.0	4.912	5.385	JJ	19,157	.0	09/19/2022	07/25/2033
46817M-AL-1	JACKSON FIN INC Corp Note Call MW	2			2.B FE	942,307	.76.8850	726,563	945,000	942,403	.0	.96	.0	.0	3.125	3.161	MN	3,117	14,766	09/22/2022	11/23/2031
46849L-TN-1	JACKSON NAT LIFE Corp Note Non Call PRV PLC	2			1.F FE	966,000	100.0020	966,019	966,000	966,000	.0	.0	.0	.0	4.900	2.146	JAJU	13,266	.0	01/08/2020	01/06/2023
485134-BN-9	EVERGY METRO Corp Note Call MW	2			1.F FE	153,794	.99.6740	151,504	152,000	152,000	.0	(1,794)	.0	.0	3.150	1.624	MS	1,410	4,788	03/02/2022	03/15/2023
49456B-AF-8	KINDER MORGAN Corp Note Call MW	2			2.B FE	966,349	.98.1600	907,980	925,000	939,837	.0	(6,550)	.0	.0	4.300	3.517	JD	3,315	39,775	04/03/2019	06/01/2025
49456B-AP-6	KINDER MORGAN Corp Note Call MW	2			2.B FE	941,428	.95.9740	906,954	945,000	942,966	.0	.345	.0	.0	4.300	4.347	MS	13,545	40,635	02/22/2018	03/01/2028
534187-BE-8	LINCOLN NATL CRP Corp Note MW	2			2.A FE	673,920	.96.2190	649,478	675,000	674,732	.0	.116	.0	.0	3.350	3.369	MS	7,035	22,613	03/04/2015	03/09/2025
534187-BJ-7	LINCOLN NATL CRP Corp Note Call MW	2			2.A FE	973,986	.82.8430	807,719	975,000	974,268	.0	.92	.0	.0	3.050	3.062	JJ	13,712	29,738	08/12/2019	01/15/2030
539830-BH-1	LOCKHEED MARTIN CORP Corp Note Call MW	1			1.G FE	1,666,445	.97.2550	1,427,703	1,468,000	1,428,844	.0	(40,637)	.0	.0	3.550	0.711	JJ	24,030	52,114	12/07/2020	01/15/2026
548661-DY-0	LOWE'S COS INC Corp Note Call MW	2			2.A FE	1,604,928	.78.4310	1,254,896	1,600,000	1,603,944	.0	(484)	.0	.0	1.700	1.665	AO	5,742	27,200	12/07/2020	10/15/2030

ANNUAL STATEMENT FOR THE YEAR 2022 OF THE UnitedHealthcare Plan of the River Valley, Inc.

SCHEDULE D - PART 1

Showing All Long-Term BONDS Owned December 31 of Current Year

1	2	Codes			6	7	Fair Value		10	11	Change in Book/Adjusted Carrying Value				Interest					Dates	
		3	4	5			8	9			12	13	14	15	16	17	18	19	20	21	22
CUSIP Identification	Description	C o d e	F o r e i g n	B o n d C h a r	NAIC Designation, NAIC Designation Modifier and SVO Administrative Symbol	Actual Cost	Rate Used to Obtain Fair Value	Fair Value	Par Value	Book/ Adjusted Carrying Value	Unrealized Valuation Increase/ (Decrease)	Current Year's (Amor-tization) Accretion	Current Year's Other-Than-Temporary Impairment Recognized	Total Foreign Exchange Change in Book/ Adjusted Carrying Value	Rate of	Effective Rate of	When Paid	Admitted Amount Due and Accrued	Amount Received During Year	Acquired	Stated Contractual Maturity Date
55336V-AG-5	MPLX LP Corp Note Call MW	2			2.B FE	1,308,828	.99.2560	1,191,072	1,200,000	1,237,370	.0	(21,625)	.0	.0	4.875	2.941	JD	4,875	58,500	07/25/2019	12/01/2024
55336V-BQ-2	MPLX LP Corp Note Call MW	1			2.B FE	631,564	.81.2650	560,729	690,000	636,093	.0	4,529	.0	.0	2.650	3.842	FA	6,908	9,143	03/29/2022	08/15/2030
55336V-BR-0	MPLX LP Corp Note Call MW	1			2.B FE	1,173,520	.89.2480	1,048,664	1,175,000	1,174,137	.0	263	.0	.0	1.750	1.774	MS	6,854	20,563	08/21/2020	03/01/2026
56585A-AG-7	MARATHON PETRO Corp Note Call MW	2			2.B FE	1,045,127	.97.3770	1,037,065	1,065,000	1,060,761	.0	2,367	.0	.0	3.625	3.869	MS	11,367	38,606	07/23/2015	09/15/2024
571748-BG-6	MARSH & MCLENNAN Corp Note Call MW	2			2.A FE	1,836,930	.96.8040	1,718,271	1,775,000	1,815,676	.0	(5,945)	.0	.0	4.375	3.940	MS	22,865	77,656	03/06/2019	03/15/2029
57629W-CH-1	MASSMUTUAL GLBL Corp Note Non Call Prv Plc				1.B FE	1,846,226	.95.4780	1,766,343	1,850,000	1,848,173	.0	535	.0	.0	3.400	3.433	MS	19,744	62,900	03/05/2019	03/08/2026
57629W-CU-2	MASSMUTUAL GLBL Corp Note Non Call Prv Plc				1.B FE	219,870	.98.1720	215,978	220,000	219,981	.0	43	.0	.0	0.850	0.870	JD	114	1,870	06/04/2020	06/09/2023
57629W-CW-8	MASSMUTUAL GLBL Corp Note Non Call Prv Plc				1.B FE	1,593,072	.77.2880	1,236,608	1,600,000	1,594,524	.0	657	.0	.0	1.550	1.597	AO	5,649	24,800	10/06/2020	10/09/2030
57629W-DD-9	MASSMUTUAL GLBL Corp Note Non Call Prv Plc				1.B FE	260,000	.99.7810	259,431	260,000	260,000	.0	.0	.0	.0	4.520	0.230	MJSD	957	4,002	06/03/2021	06/02/2023
581557-BE-4	MCKESSON CORP Corp Note Call MW	2			2.A FE	527,805	.98.3380	511,358	520,000	521,029	.0	(1,023)	.0	.0	3.796	3.587	MS	5,812	19,739	07/24/2015	03/15/2024
58942H-AC-5	MERCY HEALTH Corp Note MW	2			1.E FE	575,000	.95.0740	546,676	575,000	575,000	.0	.0	.0	.0	4.302	4.302	JJ	12,368	24,737	12/10/2018	07/01/2028
59156R-BB-3	METLIFE INC Corp Note Non Call				1.G FE	758,359	.99.7070	741,820	744,000	751,928	.0	(6,431)	.0	.0	4.368	2.841	MJSD	1,444	24,373	06/01/2022	09/15/2023
59156R-BZ-0	METLIFE INC Corp Note Call MW	2			1.G FE	1,511,336	.98.5460	1,448,626	1,470,000	1,508,709	.0	(2,627)	.0	.0	4.550	4.111	MS	18,208	33,443	06/06/2022	03/23/2030
59217G-EF-2	MET LIFE GLOB Corp Note Non Call Prv Plc				1.D FE	357,212	100.0010	355,004	355,000	355,036	.0	(1,067)	.0	.0	4.870	0.357	JAJO	3,384	4,973	12/15/2020	01/13/2023
59217G-EK-1	MET LIFE GLOB Corp Note Non Call Prv Plc				1.D FE	487,434	.97.0400	473,555	488,000	487,874	.0	190	.0	.0	0.450	0.489	MS	732	2,196	08/28/2020	09/01/2023
59217G-EN-5	MET LIFE GLOB Corp Note Non Call Prv Plc				1.D FE	789,178	.93.6650	739,954	790,000	789,606	.0	273	.0	.0	0.550	0.585	JD	290	4,345	06/01/2021	06/07/2024
594918-BX-1	MICROSOFT CORP Corp Note Call MW	1			1.A FE	2,210,483	.98.2690	2,217,931	2,257,000	2,211,573	.0	1,089	.0	.0	2.875	4.780	FA	26,136	.0	12/20/2022	02/06/2024
59523U-AP-2	MID-AMER APT LP Corp Note Call MW	2			1.G FE	954,269	.95.0180	912,173	960,000	956,626	.0	539	.0	.0	4.200	4.273	JD	1,792	40,320	05/07/2018	06/15/2028
609207-BA-2	MONDELEZ INT INC Corp Note Call MW	2			2.B FE	864,780	.90.8030	787,262	867,000	865,113	.0	333	.0	.0	2.625	2.680	MS	6,575	11,379	03/03/2022	03/17/2027
617446-BG-7	MORGAN STANLEY Corp Note Call MW	2			1.G FE	3,050,330	.93.2720	2,751,524	2,950,000	3,016,222	.0	(9,478)	.0	.0	4.431	4.010	JJ	57,369	130,715	03/06/2019	01/23/2030
617446-BQ-5	MORGAN STANLEY Corp Note Call MW	2			1.E FE	3,275,465	.93.0120	2,888,023	3,105,000	3,195,396	.0	(38,356)	.0	.0	2.188	0.917	AO	11,889	67,937	11/24/2020	04/08/2026
61744Y-AK-4	MORGAN STANLEY Corp Note Call MW	1			1.G FE	715,000	.91.8820	656,956	715,000	715,000	.0	.0	.0	.0	3.591	3.591	JJ	11,340	25,676	07/19/2017	07/22/2028
61747Y-EU-5	MORGAN STANLEY Corp Note Call MW	2			1.E FE	3,868,200	.94.2450	3,769,800	4,000,000	3,870,979	.0	2,779	.0	.0	4.889	5.292	JJ	87,459	.0	09/19/2022	07/20/2033
61761J-3R-8	MORGAN STANLEY Corp Note MW	2			1.G FE	1,044,742	.93.4060	999,444	1,070,000	1,059,697	.0	2,661	.0	.0	3.125	3.413	JJ	14,304	33,438	11/28/2016	07/27/2026
63743H-FB-3	NATL RURAL UTIL Corp Note				1.F FE	272,000	.99.6580	271,070	272,000	272,000	.0	.0	.0	.0	4.700	0.450	FMAN	1,835	3,602	01/31/2022	08/07/2023
637639-AA-3	NATIONAL SECS CL Corp Note MW Prv Plc	2			1.B FE	611,730	.98.9750	593,850	600,000	601,446	.0	(4,690)	.0	.0	1.200	0.415	AO	1,360	7,200	10/19/2020	04/23/2023
64952W-EE-9	NEW YORK LIFE GL Corp Note Non Call				1.A FE	1,310,000	.96.7050	1,266,836	1,310,000	1,310,000	.0	.0	.0	.0	4.780	0.490	MJSD	4,023	24,575	06/02/2022	06/09/2026
64952W-ET-6	NEW YORK LIFE GL Corp Note Non Call Prv Plc				1.A FE	2,298,137	.97.2740	2,237,302	2,300,000	2,298,658	.0	521	.0	.0	3.150	3.192	JD	5,031	36,225	06/01/2022	06/06/2024
649840-CT-0	NY STATE ELECTRI Corp Bond Call Prv Plc	2			1.G FE	1,122,581	.78.1830	879,559	1,125,000	1,122,863	.0	222	.0	.0	2.150	2.174	AO	6,047	24,658	09/21/2021	10/01/2031
651639-AY-2	NEWMONT GOLDCORP Corp Note Call MW	2			2.A FE	897,286	.80.6050	865,143	850,000	866,574	.0	(4,547)	.0	.0	2.250	1.638	AO	4,781	19,125	08/12/2020	10/01/2030
654730-BE-2	NI-CALLO7/18 Corp Note Call	2			2.B FE	1,558,177	.94.3460	1,476,515	1,565,000	1,561,101	.0	811	.0	.0	3.490	3.552	MN	6,979	54,619	04/05/2019	05/15/2027
655844-BS-6	NORFOLK SOUTHERN Corp Note Call MW	2			2.A FE	991,637	.93.6760	932,076	995,000	993,733	.0	344	.0	.0	2.900	2.939	JD	1,282	28,855	05/31/2016	06/15/2026
655844-BZ-0	NORFOLK SOUTHERN Corp Note Call MW	2			2.A FE	649,638	.95.2840	571,704	600,000	631,685	.0	(5,445)	.0	.0	3.800	2.730	FA	9,500	22,800	09/21/2022	08/01/2028
67066G-AK-0	NVIDIA CORP Corp Note Call MW	2			1.F FE	493,237	.98.0270	486,214	496,000	495,150	.0	1,866	.0	.0	0.309	0.688	JD	68	1,533	12/21/2021	06/15/2023
67103H-AH-0	O'REILLY AUTOMOT Corp Note Call MW	2			2.B FE	1,913,531	.93.3140	1,749,638	1,875,000	1,901,116	.0	(3,780)	.0	.0	3.900	3.643	JD	6,094	73,125	07/26/2019	06/01/2029
677347-CH-7	OHIO EDISON CO Corp Note Call MW Prv Plc	2			2.A FE	1,591,666	.99.4020	1,591,666	1,595,000	1,591,666	.0	.0	.0	.0	5.500	5.528	JJ	22,906	.0	09/22/2022	01/15/2033
678858-BW-0	OKLAHOMA GAS & E Corp Note Call	2			1.G FE	232,000	.98.2340	227,903	232,000	232,000	.0	.0	.0	.0	0.553	0.553	MN	125	1,283	05/24/2021	05/26/2023
68389X-BR-5	ORACLE CORP Corp Note Call MW	2			2.B FE	949,373	.99.6920	947,074	950,000	949,986	.0	112	.0	.0	2.625	2.637	FA	9,421	24,938	11/07/2017	02/15/2023
68785B-AD-5	OSCAR 2021-2A A4				1.A FE	3,288,813	.89.7800	2,953,762	3,290,000	3,289,044	.0	161	.0	.0	1.270	1.279	MON	2,437	41,783	07/14/2021	09/11/2028
693475-AW-5	PNC FINANCIAL Corp Note Call	2			1.G FE	1,422,176	.91.6180	1,213,939	1,325,000	1,391,949	.0	(10,091)	.0	.0	3.450	2.545	AO	8,635	45,713	12/03/2019	04/23/2029
693475-AX-3	PNC FINANCIAL Corp Note Call	2			1.G FE	1,197,708	.92.6950	1,112,340	1,200,000	1,198,782	.0	322	.0	.0	2.600	2.630	JJ	13,693	31,200	07/18/2019	07/23/2026
693475-BE-4	PNC FINANCIAL Corp Note Call	2			1.G FE	3,680,840	.92.6690	3,706,760	4,000,000	3,687,196	.0	6,356	.0	.0	4.626	5.628	JD	12,850	92,520	09/21/2022	06/06/2033
69351U-AY-9	PPL ELECTRIC UTI Corp Note Call				1.E FE	186,000	.98.4780	183,169	186,000	186,000	.0	.0	.0	.0	4.630	0.380	MJSD	215	3,514	06/21/2021	06/24/2024
69371R-O9-0	PACCAR FINL CORP Corp Note Non Call				1.E FE	79,895	.97.2080	77,766	80,000	79,979	.0	35	.0	.0	0.350	0.394	FA	109	280	08/04/2020	08/11/2023
6944PL-2C-2	PACIFIC LIFE GF Corp Note Non Call Prv Plc				1.D FE	884,825	.96.5500	881,502	913,000	897,103	.0	12,279	.0	.0	0.500	2.952	MS	1,243	2,283	06/06/2022	09/23/2023
6944PL-2E-8	PACIFIC LIFE GF Corp Note Non Call Prv Plc				1.D FE	1,958,961	.88.2960	1,730,602	1,960,000	1,959,310	.0	204	.0	.0	1.375	1.386	AO	5,764	26,950	04/07/2021	04/14/2026

ANNUAL STATEMENT FOR THE YEAR 2022 OF THE UnitedHealthcare Plan of the River Valley, Inc.

SCHEDULE D - PART 1

Showing All Long-Term BONDS Owned December 31 of Current Year

1	2	Codes			6	7	Fair Value		10	11	Change in Book/Adjusted Carrying Value				Interest					Dates	
		3	4	5			8	9			12	13	14	15	16	17	18	19	20	21	22
CUSIP Identification	Description	Code	Rating	Bond Char	NAIC Designation, NAIC Designation Modifier and SVO Administrative Symbol	Actual Cost	Rate Used to Obtain Fair Value	Fair Value	Par Value	Book/ Adjusted Carrying Value	Unrealized Valuation Increase/ (Decrease)	Current Year's (Amortization) Accretion	Current Year's Other-Than-Temporary Impairment Recognized	Total Foreign Exchange Change in Book/ Adjusted Carrying Value	Rate of	Effective Rate of	When Paid	Admitted Amount Due and Accrued	Amount Received During Year	Acquired	Stated Contractual Maturity Date
6944PL-2G-3	PACIFIC LIFE OF Corp Note Floating				1.D FE	915,000	.96 0370	878,739	915,000	915,000	.0	.0	.0	.0	4.920	0.630	MJSD	3,450	17,852	05/27/2021	06/04/2026
695114-CR-7	PACIFICORP Corp Note Call MW	2			1.E FE	1,928,194	.98 2920	1,882,292	1,915,000	1,923,578	.0	(4,617)	.0	.0	3.600	3.143	AO	17,235	34,470	06/08/2022	04/01/2024
70450Y-AH-6	PAYPAL HOLDING Corp Note Call MW	2			1.G FE	1,048,877	.82 3770	864,959	1,050,000	1,049,150	.0	104	.0	.0	2.300	2.312	JD	2,013	24,150	05/11/2020	06/01/2030
717081-DH-3	Pfizer INC Corp Note MW	2			1.E FE	654,576	.99 1960	644,774	650,000	651,921	.0	(2,655)	.0	.0	3.000	2.340	JD	867	19,500	05/11/2022	06/15/2023
718547-AG-7	PHILLIPS 66 Corp Note Call MW Prv Plc	1			2.A FE	965,918	.92 2330	894,660	970,000	966,374	.0	457	.0	.0	3.750	3.830	MS	12,125	18,188	05/03/2022	03/01/2028
741531-FA-0	PRICOA GLOB FUND Corp Note Non Call Prv Plc				1.D FE	652,374	.98 9020	640,885	648,000	650,244	.0	(2,130)	.0	.0	3.450	2.918	MS	7,452	11,178	05/06/2022	09/01/2023
74251V-AS-1	PRINCIPAL FINL Corp Note Call MW	1			1.G FE	572,223	.82 1640	472,443	575,000	572,876	.0	260	.0	.0	2.125	2.179	JD	543	12,219	06/09/2020	06/15/2030
74256L-ED-7	PRINCIPAL LFE II Corp Note Non Call Prv Plc				1.E FE	509,541	.98 7620	503,686	510,000	509,944	.0	155	.0	.0	1.250	1.281	MN	885	6,375	05/11/2020	05/11/2023
743315-AZ-6	PROGRESSIVE CORP Corp Note Call MW	2			1.F FE	525,730	.87 1110	459,075	527,000	525,822	.0	92	.0	.0	3.000	3.028	MS	4,655	8,169	03/02/2022	03/15/2032
74340X-BU-4	PROLOGIS LP Corp Note Call MW	2			1.G FE	1,245,727	.95 0130	1,212,366	1,276,000	1,247,622	.0	1,895	.0	.0	3.250	3.937	JD	115	20,735	10/04/2022	06/30/2026
74368C-AZ-7	PROTECTIVE LIFE Corp Note Non Call Prv Plc				1.E FE	231,000	.96 4540	222,809	231,000	231,000	.0	.0	.0	.0	0.631	0.631	AO	316	1,458	10/05/2020	10/13/2023
744448-CH-2	PUBLIC SERV COLO Corp Note Call MW	2			1.F FE	171,918	.99 5910	170,301	171,000	171,000	.0	(918)	.0	.0	2.500	1.480	MS	1,259	4,275	03/02/2022	03/15/2023
744560-BD-7	PUBLIC SERVICE Corp Note Call MW	2			1.F FE	1,467,645	.98 7680	1,445,964	1,464,000	1,466,389	.0	(1,256)	.0	.0	3.750	3.578	MS	16,165	27,450	06/10/2022	03/15/2024
744560-BY-1	PUBLIC SERVICE Corp Note Call MW	2			1.F FE	1,294,917	.90 9320	1,182,116	1,300,000	1,296,586	.0	475	.0	.0	3.200	3.246	MN	5,316	41,600	05/06/2019	05/15/2029
74460W-AD-9	PUBLIC STORAGE Corp Note Call MW	2			1.F FE	2,298,344	.85 9630	1,977,149	2,300,000	2,298,727	.0	225	.0	.0	1.850	1.861	MN	7,092	42,550	04/14/2021	05/01/2028
75513E-AD-3	RAYTHEON TECH Corp Note Call MW	2			2.A FE	1,583,745	.83 4470	1,251,705	1,500,000	1,566,281	.0	(8,552)	.0	.0	2.250	1.602	JJ	16,875	33,750	12/07/2020	07/01/2030
75524K-PG-3	CITIZENS BANK NA Corp Note Call	2			2.A FE	4,375,678	.96 7090	4,351,905	4,500,000	4,380,917	.0	5,239	.0	.0	4.575	5.124	FA	81,206	.0	09/19/2022	08/09/2028
756109-AS-3	REALTY INCOME Corp Note Call MW	2			1.G FE	498,289	.92 5880	467,569	505,000	502,093	.0	665	.0	.0	3.000	3.153	JJ	6,986	15,150	05/03/2022	03/15/2027
756109-AW-4	REALTY INCOME Corp Note Call MW	2			1.G FE	639,769	.89 2760	557,975	625,000	634,993	.0	(1,445)	.0	.0	3.250	2.966	JD	903	20,313	07/24/2019	06/15/2029
75884R-AV-5	REGENCY CENTERS Corp Note Call MW	2			2.A FE	960,261	.93 7360	867,058	925,000	944,536	.0	(4,751)	.0	.0	3.600	3.011	FA	13,875	33,300	07/23/2019	02/01/2027
75884R-AX-1	REGENCY CENTERS Corp Note Call MW	2			2.A FE	514,161	.93 0160	479,032	515,000	514,523	.0	81	.0	.0	4.125	4.145	MS	6,255	21,244	02/28/2018	03/15/2028
762315-RD-3	RISLA Rev Bond Non Call				1.C FE	1,224,091	104 4880	1,118,022	1,070,000	1,153,812	.0	(27,542)	.0	.0	5.000	2.210	JD	4,458	53,500	05/22/2020	12/01/2025
762315-RE-1	RISLA Rev Bond Non Call				1.C FE	1,157,810	105 6360	1,056,360	1,000,000	1,097,762	.0	(23,562)	.0	.0	5.000	2.370	JD	4,167	50,000	05/22/2020	12/01/2026
771196-BZ-4	ROCHE HLDGS INC Corp Note Non Call Prv Plc				1.C FE	785,000	.99 9220	784,388	785,000	785,000	.0	.0	.0	.0	4.630	0.380	MJSD	2,157	12,963	03/03/2022	09/15/2023
773903-AK-5	ROCKWELL AUTOMAT Corp Note Call MW	2			1.F FE	149,928	.97 3520	146,028	150,000	149,977	.0	36	.0	.0	0.350	0.374	FA	198	522	08/03/2021	08/15/2023
817826-AC-4	7-ELEVEN INC Corp Note Call MW PRV PLC	1			2.B FE	902,846	.87 6880	793,576	905,000	903,648	.0	426	.0	.0	0.950	0.999	FA	3,367	8,598	01/27/2021	02/10/2026
826418-BJ-3	SIERRA PAC POWER Corp Note Call MW	2			1.F FE	68,906	.98 9860	64,341	65,000	65,724	.0	(1,940)	.0	.0	3.375	0.377	FA	829	2,194	05/06/2021	08/15/2023
828807-DT-1	SIMON PROP GP LP Corp Note Call MW	2			1.G FE	1,630,259	.80 3070	1,313,019	1,635,000	1,630,679	.0	421	.0	.0	2.650	2.683	FA	18,053	24,071	01/04/2022	02/01/2032
842587-CV-7	SOUTHERN CO Corp Note Call MW	2			2.B FE	1,615,432	.94 1570	1,492,388	1,585,000	1,600,604	.0	(4,495)	.0	.0	3.250	2.931	JJ	25,756	51,513	07/25/2019	07/01/2026
857477-AW-3	STATE STREET CRP Corp Note Non Call				1.F FE	998,600	.94 1040	941,040	1,000,000	999,485	.0	144	.0	.0	2.650	2.666	MN	3,092	26,500	05/16/2016	05/19/2026
86765B-AN-9	ENERGY TRANSFER Corp Note Call MW	2			2.C FE	959,728	.98 2490	953,015	970,000	967,579	.0	1,850	.0	.0	4.250	4.458	AO	10,306	41,225	06/12/2018	04/01/2024
86765B-AT-6	ENERGY TRANSFER Corp Note Call MW	2			2.C FE	319,027	.94 6090	302,749	320,000	319,612	.0	100	.0	.0	3.900	3.937	JJ	5,755	12,480	07/07/2016	07/15/2026
87264A-BB-0	T-MOBILE USA INC Corp Note Call MW	2			2.C FE	1,144,659	.96 2570	1,010,699	1,050,000	1,015,225	.0	(24,676)	.0	.0	3.500	1.074	AO	7,758	36,750	05/25/2021	04/15/2025
87264A-CO-6	T-MOBILE USA INC Corp Note Call MW	2			2.C FE	1,641,938	81 0600	1,321,278	1,630,000	1,641,464	.0	(475)	.0	.0	2.700	2.612	MS	12,959	34,108	06/29/2022	03/15/2032
87305Q-CE-9	TTX CO Corp Note MW Prv Plc				1.F FE	607,590	.98 6580	591,948	600,000	604,362	.0	(3,228)	.0	.0	4.125	3.132	AO	6,188	12,375	06/06/2022	10/01/2023
874054-AE-9	TAKE-TWO INTERAC Corp Note MW	2			2.B FE	483,700	.97 7100	474,871	486,000	484,488	.0	782	.0	.0	3.300	3.559	MS	4,143	7,306	05/03/2022	03/28/2024
87612E-BP-0	TARGET CORP Corp Note Call MW	2			1.F FE	1,517,325	.97 3680	1,479,994	1,520,000	1,517,392	.0	67	.0	.0	4.500	4.522	MS	20,520	.0	09/06/2022	09/15/2032
882508-BJ-2	TEXAS INSTRUMENT Corp Note Call MW	2			1.E FE	886,703	.82 4370	704,836	855,000	879,684	.0	(3,299)	.0	.0	1.750	1.322	MN	2,369	14,963	11/06/2020	05/04/2030
883556-CN-0	THERMO FISHER Corp Note Call				1.G FE	293,000	.99 7790	292,352	293,000	293,000	.0	.0	.0	.0	4.650	0.380	HAJO	2,509	3,557	10/19/2021	04/18/2023
88579Y-AX-9	3M CO Corp Note Call MW	2			1.E FE	1,045,980	.99 4530	994,530	1,000,000	1,002,276	.0	(18,461)	.0	.0	2.250	0.390	MS	6,625	22,500	08/18/2020	03/15/2023
89236T-FN-0	TOYOTA MTR CRED Corp Note MW	2			1.E FE	1,815,750	.98 9000	1,780,200	1,800,000	1,808,349	.0	(7,401)	.0	.0	3.450	2.790	MS	17,423	31,050	05/05/2022	09/20/2023
89236T-HF-5	TOYOTA MTR CRED Corp Note Non Call				1.E FE	235,818	.97 3220	229,680	236,000	235,962	.0	61	.0	.0	0.500	0.526	FA	449	1,180	08/11/2020	08/14/2023
89236T-JD-8	TOYOTA MTR CRED Corp Note Non Call				1.E FE	829,882	.98 9020	820,887	830,000	829,994	.0	21	.0	.0	0.400	0.403	AO	784	3,320	08/13/2021	04/06/2023
89788N-AA-8	TRUIST FINANCIAL Corp Note Call	2			1.G FE	3,331,300	.94 0910	3,253,667	3,458,000	3,333,753	.0	2,453	.0	.0	4.916	5.361	JJ	72,248	.0	09/21/2022	07/28/2033
898813-AU-4	TUCSON ELEC PWR Corp Note Call MW	2			1.G FE	639,637	.85 2270	547,157	642,000	639,790	.0	153	.0	.0	3.250	2.666	MN	2,666	15,533	02/15/2022	05/15/2032
907818-FB-9	UNION PAC CORP Corp Note Call MW	2			1.G FE	1,848,576	.94 4750	1,747,788	1,850,000	1,849,094	.0	129	.0	.0	3.700	3.709	MS	22,817	68,450	03/06/2019	03/01/2029

ANNUAL STATEMENT FOR THE YEAR 2022 OF THE UnitedHealthcare Plan of the River Valley, Inc.

SCHEDULE D - PART 1

Showing All Long-Term BONDS Owned December 31 of Current Year

1	2	Codes			6	7	Fair Value		10	11	Change in Book/Adjusted Carrying Value				Interest					Dates	
		3	4	5			8	9			12	13	14	15	16	17	18	19	20	21	22
CUSIP Identification	Description	C o d e	F o r e i g n	B o n d C h a r	NAIC Designation, NAIC Designation Modifier and SVO Administrative Symbol	Actual Cost	Rate Used to Obtain Fair Value	Fair Value	Par Value	Book/ Adjusted Carrying Value	Unrealized Valuation Increase/ (Decrease)	Current Year's (Amortization) Accretion	Current Year's Other-Than-Temporary Impairment Recognized	Total Foreign Exchange Change in Book/ Adjusted Carrying Value	Rate of	Effective Rate of	When Paid	Admitted Amount Due and Accrued	Amount Received During Year	Acquired	Stated Contractual Maturity Date
91159H-HN-3	US BANCORP Corp Note Call			2	1.F FE	1,310,338	.92	1,219,706	1,320,000	1,316,290	.0	986	.0	.0	2.375	2.458	JJ	13,846	31,350	07/19/2016	07/22/2026
91159H-JG-6	US BANCORP Corp Note Call MW			2	1.F FE	5,529,798	.95	5,424,861	5,700,000	5,533,406	.0	3,608	.0	.0	4.967	5.332	JJ	125,044	.0	09/19/2022	07/22/2033
92343V-ER-1	VERIZON COMM INC Corp Note MW			2	2.A FE	508,000	.96	489,448	508,000	508,000	.0	.0	.0	.0	4.329	4.329	MS	6,109	21,991	10/22/2018	09/21/2028
92343V-ES-9	VERIZON COMM INC Corp Note Call MW			2	2.A FE	3,053,172	.94	2,868,068	3,050,000	3,052,163	.0	(309)	.0	.0	3.875	3.862	FA	46,947	118,188	03/06/2019	02/08/2029
927804-FN-9	VIRGINIA EL&PWIR Corp Note Call MW			2	2.A FE	206,765	.99	198,202	199,000	199,000	.0	(4,341)	.0	.0	2.750	0.450	MS	1,611	5,473	03/29/2021	03/15/2023
927804-GB-4	VIRGINIA EL&PWIR Corp Note Call MW			2	1.F FE	649,773	.88	573,827	650,000	649,846	.0	21	.0	.0	2.875	2.879	JJ	8,617	18,688	07/08/2019	07/15/2029
931142-EE-9	WALMART INC Corp Note Call MW			2	1.C FE	1,762,395	.96	1,452,225	1,500,000	1,689,067	.0	(34,796)	.0	.0	3.700	1.207	JD	7,771	55,500	11/16/2020	06/26/2028
931142-EK-5	WALMART INC Corp Note Call MW			2	1.C FE	5,780,518	.99	5,682,934	5,720,000	5,744,391	.0	(36,126)	.0	.0	3.400	2.326	JD	2,701	194,480	05/23/2022	06/26/2023
931142-EM-1	WALMART INC Corp Note Call MW			2	1.C FE	1,169,792	.96	1,001,437	1,040,000	1,119,813	.0	(23,432)	.0	.0	3.050	0.729	JJ	15,243	31,720	11/06/2020	07/08/2026
95000U-2U-6	WELLS FARGO CO Corp Note Call MW			2	2.A FE	3,049,053	.84	2,797,215	3,310,000	3,061,387	.0	12,334	.0	.0	3.350	4.268	MS	36,654	55,443	06/06/2022	03/02/2033
970648-AJ-0	WILLIS NORTH AME Corp Note Call MW			2	2.B FE	538,997	.84	442,418	525,000	535,325	.0	(1,450)	.0	.0	2.950	2.617	MS	4,560	15,488	05/21/2020	09/15/2029
06367W-BB-5	BANK OF MONTREAL Corp Note Non Call	A		2	1.F FE	2,049,996	.93	1,823,192	1,950,000	2,000,209	.0	(21,276)	.0	.0	1.850	0.734	MN	6,013	36,075	08/21/2020	05/01/2025
13645R-BF-0	CANADIAN PACIFIC Corp Note Call MW	A		2	2.B FE	494,827	.83	411,296	495,000	494,844	.0	16	.0	.0	2.450	2.454	JD	977	12,128	11/17/2021	12/02/2031
67077M-AD-0	NUTRIEN LTD Corp Note Call MW	A		2	2.B FE	1,011,596	.95	2,080,000	1,065,000	1,046,243	.0	7,851	.0	.0	3.000	3.826	AO	7,988	31,950	04/10/2018	04/01/2025
89114Q-CH-9	TORONTO DOM BANK Corp Note MW	A		2	1.E FE	1,200,791	.91	1,316,000	1,175,000	1,189,252	.0	(5,357)	.0	.0	1.150	0.684	JD	713	13,513	08/21/2020	06/12/2025
89115A-2H-4	TORONTO DOM BANK Corp Note MW	A		2	1.E FE	3,446,685	.99	3,466,015	3,500,000	3,449,346	.0	2,661	.0	.0	4.693	5.043	MS	48,364	.0	09/21/2022	09/15/2027
01609W-AT-9	ALIBABA GROUP Corp Note Call MW	D		2	1.E FE	3,082,272	.92	2,949,024	3,200,000	3,128,889	.0	12,850	.0	.0	3.400	3.900	JD	7,556	108,800	03/06/2019	12/06/2027
22550L-2G-5	CRED SUIS NY Corp Note Non Call	D		2	1.G FE	1,257,140	.81	1,020,940	1,260,000	1,257,920	.0	561	.0	.0	1.250	1.297	FA	6,300	15,663	08/02/2021	08/07/2026
404280-CY-3	HSBC HOLDINGS Corp Note Call MW	D		2	1.G FE	955,000	.76	732,132	955,000	955,000	.0	.0	.0	.0	2.871	2.871	MN	2,970	27,418	11/15/2021	11/22/2032
456873-AD-0	INGERSOLL-RAND Corp Note Call MW	D		2	2.B FE	978,632	.92	2,260,000	925,000	960,932	.0	(5,402)	.0	.0	3.800	3.083	MS	9,764	35,150	07/29/2019	03/21/2029
65559C-AB-7	NORDEA BANK ABP Corp Note Non Call Prv Plc	D		2	1.D FE	1,740,690	.89	3,316,000	1,750,000	1,745,002	.0	1,851	.0	.0	0.750	0.859	FA	4,484	13,125	08/24/2020	08/28/2025
88032W-AT-3	TENCENT HOLD Corp Note Call MW Prv Plc	D		2	1.E FE	599,928	.90	2,080,000	600,000	599,965	.0	11	.0	.0	1.810	1.812	JJ	4,676	10,860	05/27/2020	01/26/2026
89153V-AT-6	TOTAL CAP INTL Corp Note Call MW	D		2	1.E FE	1,509,557	.88	4,490,000	1,350,000	1,470,448	.0	(16,805)	.0	.0	2.829	1.442	JJ	18,141	38,192	08/21/2020	01/10/2030
902133-AY-3	TYCO ELECTRONICS Corp Note Call MW	D		2	1.G FE	1,579,856	.82	717,000	1,607,000	1,582,032	.0	2,176	.0	.0	2.500	2.694	FA	16,405	20,088	02/02/2022	02/04/2032
902613-AH-1	UBS GROUP Corp Note Call Prv Plc	D		2	1.G FE	1,870,000	.86	1,550,000	1,870,000	1,870,000	.0	.0	.0	.0	1.494	1.494	FA	10,942	27,938	08/03/2021	08/10/2027
1019999999	Subtotal - Bonds - Industrial and Miscellaneous (Unaffiliated) - Issuer Obligations					294,970,717	XXX	270,934,917	293,162,000	293,314,359	0	(702,204)	0	0	XXX	XXX	XXX	2,541,033	6,397,570	XXX	XXX
05609J-AA-0	BXHP Trust BXHP 2021-FILM A CMBS Prv Plc			4	1.A FM	800,875	.93	720,000	800,000	800,285	.0	(444)	.0	.0	4.968	4.960	MON	1,877	17,503	09/01/2021	08/15/2036
05609X-AA-9	BX Trust BX 2022-CLS A CMBS Prv Plc			4	1.A FE	1,304,727	.98	1,040,000	1,308,000	1,304,752	.0	25	.0	.0	5.760	5.843	MON	6,278	12,557	10/06/2022	10/13/2027
08163G-AA-9	BENCHMARK Mortga BMARK 2021-B28 A3 CMBS			4	1.A FM	2,714,035	.84	2,219,434	2,635,000	2,698,872	.0	(11,127)	.0	.0	2.073	1.612	MON	4,552	54,626	08/03/2021	08/15/2054
12514M-BC-8	CD Commercial Mo CD 2016-CD1 A4 CMBS			4	1.A FM	2,090,704	.90	822,000	1,955,000	2,043,832	.0	(26,607)	.0	.0	2.724	1.340	MON	4,438	53,254	02/26/2021	08/10/2049
12598E-AA-0	COMM Mortgage Tr COMM 2020-SBX A CMBS Prv Plc			4	1.A FM	2,111,471	.87	960,000	2,050,000	2,087,037	.0	(12,264)	.0	.0	1.670	1.051	MON	2,853	34,235	12/17/2020	01/10/2038
12625X-AA-5	COMM 2013-300P A COMM 2013-300P A1 CMBS Prv Plc			4	1.A FM	1,947,534	.96	760,000	1,815,000	1,846,907	.0	(55,132)	.0	.0	4.353	1.274	MON	6,584	79,007	02/25/2021	08/10/2030
682413-AA-7	ONE PARK MORTGAGE TRUST ONP 21021-PARK A CMBS PRV PLC			4	1.A FM	2,045,000	.95	369,000	2,045,000	2,045,000	.0	.0	.0	.0	5.150	5.205	MON	4,973	46,220	02/10/2021	03/15/2036
90187L-AA-7	PRKAV 2017-245P PRKAV 2017-245P A CMBS Prv Plc			4	1.A FM	1,933,167	.89	980,000	1,740,000	1,878,158	.0	(29,986)	.0	.0	3.508	1.644	MON	5,087	61,039	02/24/2021	06/05/2037
92858T-AA-4	VLS COMMERCIAL MRTG TRUST VLS 2020-LAB A CMBS PRV PLC			4	1.A FE	1,725,209	.77	1,950,000	1,675,000	1,714,929	.0	(4,849)	.0	.0	2.130	1.801	MON	2,973	35,678	10/21/2020	10/10/2042
1039999999	Subtotal - Bonds - Industrial and Miscellaneous (Unaffiliated) - Commercial Mortgage-Backed Securities					16,672,722	XXX	14,379,848	16,023,000	16,419,772	0	(140,384)	0	0	XXX	XXX	XXX	39,615	394,119	XXX	XXX
02007R-AC-3	Ally Auto Receiv ALLYA 2019-3 A3 ABS			4	1.A FE	74,577	.99	88,000	74,580	74,576	.0	(2)	.0	.0	1.930	1.938	MON	64	1,439	09/10/2019	05/15/2024
02008M-AC-3	Ally Auto Receiv ALLYA 2022-2 A3 ABS			4	1.A FE	3,892,952	.99	796,000	3,893,000	3,892,926	.0	(26)	.0	.0	4.760	4.805	MON	8,236	32,429	10/04/2022	05/17/2027
06763H-AA-4	Babson CLO Ltd BABSN 2022-4A A Prv Plc CLO			4	1.A FE	2,100,000	.99	680,000	2,100,000	2,100,000	.0	.0	.0	.0	6.210	6.225	JAJO	18,838	.0	10/03/2022	10/20/2034
12510F-AB-0	CGG Receivables CCG 2019-2 A2 ABS Prv Plc			4	1.A FE	64,608	.99	85,700	64,615	64,609	.0	(3)	.0	.0	2.110	2.121	MON	64	1,363	11/05/2019	03/15/2027
236057-AA-3	Danby Park CLO, Ltd DANBY 2022-1A A1A CLO Prv Plc			4	1.A FE	2,000,000	.99	6,000	2,000,000	2,000,000	.0	.0	.0	.0	6.384	6.431	JAJO	14,188	.0	10/13/2022	10/21/2035

E10.10

ANNUAL STATEMENT FOR THE YEAR 2022 OF THE UnitedHealthcare Plan of the River Valley, Inc.

SCHEDULE D - PART 1

Showing All Long-Term BONDS Owned December 31 of Current Year

1	2	Codes			6	7	Fair Value		10	11	Change in Book/Adjusted Carrying Value				Interest					Dates	
		3	4	5			8	9			12	13	14	15	16	17	18	19	20	21	22
CUSIP Identification	Description	Code	Rating	Bond Char	NAIC Designation, NAIC Designation Modifier and SVO Administrative Symbol	Actual Cost	Rate Used to Obtain Fair Value	Fair Value	Par Value	Book/ Adjusted Carrying Value	Unrealized Valuation Increase/ (Decrease)	Current Year's (Amortization) Accretion	Current Year's Other-Than-Temporary Impairment Recognized	Total Foreign Exchange Change in Book/ Adjusted Carrying Value	Rate of	Effective Rate of	When Paid	Admitted Amount Due and Accrued	Amount Received During Year	Acquired	Stated Contractual Maturity Date
26253E-AA-6	Dryden Senior Loan Fund DRSLF 2022-113A A1 Prv Plc CLO			4	1.A FE	1,995,000	99.3700	1,982,432	1,995,000	1,995,000	0	0	0	0	6.220	6.243	JAJO	17,925	0	09/29/2022	10/20/2035
34535A-AD-2	Ford Credit Auto FORDO 2022-C A3 ABS			4	1.A FE	2,283,868	99.1830	2,265,340	2,284,000	2,283,860	0	(8)	0	0	4.480	4.522	MON	4,548	23,307	09/20/2022	12/15/2026
36265Q-AD-8	GM Financial Sec GMCAR 2022-4 A3 ABS GoldenTree Loan Management GLM 2022-16A A CLO Prv Plc			4	1.A FE	3,833,372	100.1210	3,838,639	3,834,000	3,833,402	0	30	0	0	4.820	4.874	MON	7,700	32,853	10/04/2022	08/16/2027
38138V-AC-0	Plc			4	1.A FE	1,850,000	99.9000	1,848,150	1,850,000	1,850,000	0	0	0	0	6.824	6.880	JAJO	3,507	0	11/17/2022	01/20/2035
39154T-BW-7	GREAT AMERICA LE GALC 2022-1 A3 Prv Plc ABS			4	1.A FE	1,124,806	99.7890	1,122,626	1,125,000	1,124,812	0	5	0	0	5.080	5.138	MON	2,540	10,001	10/04/2022	09/15/2026
58768P-AC-8	MERCEDES-BENZ AU MBART 2022-1 A3 ABS			4	1.A FE	2,393,526	100.9330	2,416,336	2,394,000	2,393,528	0	1	0	0	5.210	5.272	MON	5,543	7,969	11/15/2022	08/16/2027
606940-AC-8	MMAF Equipment F MMAF 2022-B A3 Prv Plc ABS			4	1.A FE	2,919,842	101.2610	2,956,821	2,920,000	2,919,833	0	(9)	0	0	5.610	5.676	MON	10,011	13,651	11/01/2022	07/10/2028
65480J-AC-4	Nissan Auto Rece NAROT 2022-B A3 ABS			4	1.A FE	2,269,530	99.2550	2,253,089	2,270,000	2,269,553	0	23	0	0	4.460	4.508	MON	4,500	21,655	09/20/2022	05/17/2027
87169V-AA-3	Symphony CLO Ltd SYMP 2022-37A A1A Prv Plc CLO			4	1.A FE	2,000,000	99.5700	1,991,400	2,000,000	2,000,000	0	0	0	0	6.732	6.778	JAJO	9,724	0	11/01/2022	10/20/2034
90291U-AC-6	USAA Auto Owner USAOT 2022-A A3 Prv Plc ABS			4	1.A FE	2,999,858	99.9860	2,999,580	3,000,000	2,999,847	0	(11)	0	0	4.860	4.908	MON	6,480	25,920	10/04/2022	11/16/2026
039937-AA-5	ARES CLO Ltd ARES 2022-63A A1A CLO Prv Plc			D	1.A FE	1,907,885	97.0700	1,897,719	1,955,000	1,909,919	0	2,035	0	0	5.343	5.868	JAJO	21,183	30,248	09/19/2022	04/20/2035
12571K-AA-7	Clifc Funding Ltd Clifc 2022-3A A CLO Prv Plc			D	1.A FE	1,954,000	98.0400	1,960,800	2,000,000	1,955,957	0	1,957	0	0	5.398	5.901	JAJO	21,591	27,766	09/19/2022	04/21/2035
68785A-AD-7	OSCAR US FUNDING TRUST OSCAR 2021-1A A4 ABS PRV PLC			D	1.A FE	3,309,138	90.2400	2,986,944	3,310,000	3,309,526	0	222	0	0	1.000	1.009	MON	1,931	33,100	02/18/2021	04/10/2028
1049999999	Subtotal - Bonds - Industrial and Miscellaneous (Unaffiliated) - Other Loan-Backed and Structured Securities					38,972,962	XXX	38,629,226	39,069,195	38,977,348	0	4,214	0	0	XXX	XXX	XXX	158,573	261,701	XXX	XXX
1109999999	Total - Industrial and Miscellaneous (Unaffiliated) Bonds					350,616,401	XXX	323,943,991	348,254,195	348,711,479	0	(838,374)	0	0	XXX	XXX	XXX	2,739,221	7,053,390	XXX	XXX
1309999999	Total - Hybrid Securities					0	XXX	0	0	0	0	0	0	0	XXX	XXX	XXX	0	0	XXX	XXX
1509999999	Total - Parent, Subsidiaries and Affiliates Bonds					0	XXX	0	0	0	0	0	0	0	XXX	XXX	XXX	0	0	XXX	XXX
1909999999	Subtotal - Bonds - Unaffiliated Bank Loans					0	XXX	0	0	0	0	0	0	0	XXX	XXX	XXX	0	0	XXX	XXX
2419999999	Total - Issuer Obligations					606,856,871	XXX	553,169,488	567,098,000	591,192,056	0	(5,102,457)	0	0	XXX	XXX	XXX	5,445,882	14,512,005	XXX	XXX
2429999999	Total - Residential Mortgage-Backed Securities					121,192,212	XXX	108,926,580	118,646,468	120,873,916	0	(171,524)	0	0	XXX	XXX	XXX	346,820	2,733,856	XXX	XXX
2439999999	Total - Commercial Mortgage-Backed Securities					17,678,801	XXX	15,296,064	17,009,408	17,412,986	0	(141,936)	0	0	XXX	XXX	XXX	41,941	422,034	XXX	XXX
2449999999	Total - Other Loan-Backed and Structured Securities					38,972,962	XXX	38,629,226	39,069,195	38,977,348	0	4,214	0	0	XXX	XXX	XXX	158,573	261,701	XXX	XXX
2459999999	Total - SVO Identified Funds					0	XXX	0	0	0	0	0	0	0	XXX	XXX	XXX	0	0	XXX	XXX
2469999999	Total - Affiliated Bank Loans					0	XXX	0	0	0	0	0	0	0	XXX	XXX	XXX	0	0	XXX	XXX
2479999999	Total - Unaffiliated Bank Loans					0	XXX	0	0	0	0	0	0	0	XXX	XXX	XXX	0	0	XXX	XXX
2489999999	Total - Unaffiliated Certificates of Deposit					0	XXX	0	0	0	0	0	0	0	XXX	XXX	XXX	0	0	XXX	XXX
2509999999	Total Bonds					784,700,846	XXX	716,021,358	741,823,071	768,456,306	0	(5,411,703)	0	0	XXX	XXX	XXX	5,993,216	17,929,596	XXX	XXX

1. Line Book/Adjusted Carrying Value by NAIC Designation Category Footnote:
 Number
 1A 1A ...\$ 324,091,158 1B ...\$ 44,779,096 1C ...\$ 60,008,879 1D ...\$ 64,128,153 1E ...\$ 41,468,828 1F ...\$ 56,159,816 1G ...\$ 75,950,096
 1B 2A ...\$ 47,719,457 2B ...\$ 44,988,099 2C ...\$ 9,162,724
 1C 3A ...\$ 0 3B ...\$ 0 3C ...\$ 0
 1D 4A ...\$ 0 4B ...\$ 0 4C ...\$ 0
 1E 5A ...\$ 0 5B ...\$ 0 5C ...\$ 0
 1F 6 ...\$ 0

E10.11

Schedule D - Part 2 - Section 1 - Preferred Stocks Owned

N O N E

Schedule D - Part 2 - Section 2 - Common Stocks Owned

N O N E

ANNUAL STATEMENT FOR THE YEAR 2022 OF THE UnitedHealthcare Plan of the River Valley, Inc.

SCHEDULE D - PART 3

Showing All Long-Term Bonds and Stocks ACQUIRED During Current Year

1	2	3	4	5	6	7	8	9
CUSIP Identification	Description	Foreign	Date Acquired	Name of Vendor	Number of Shares of Stock	Actual Cost	Par Value	Paid for Accrued Interest and Dividends
912828-4S-6	US Treasury Note 2.750% 05/31/23		05/17/2022	RBS Securities		2,311,859	2,300,000	29,386
912828-63-8	US Treasury Note 2.250% 11/15/24		08/11/2022	Bank of New York		9,819	10,000	54
912828-R6-9	US Treasury Note 1.625% 05/31/23		05/13/2022	Various		9,940,879	10,000,000	72,455
912828-T2-6	US Treasury Note 1.375% 09/30/23		09/29/2022	DAIWA CAPITAL MARKETS		4,667,063	4,800,000	0
912828-T9-1	US Treasury Note 1.625% 10/31/23		05/27/2022	RBS Securities		4,958,984	5,000,000	6,844
912828-V8-0	US Treasury Note 2.250% 01/31/24		05/17/2022	CitiGroup		2,285,625	2,300,000	15,296
912828-ZU-7	US Treasury Note 0.250% 06/15/23		06/02/2022	Harris Nesbitt Corp		4,704,000	4,800,000	5,604
91282C-DM-0	US Treasury Note 0.500% 11/30/23		06/07/2022	Various		7,038,748	7,250,000	660
91282C-D0-1	US Treasury Note 1.250% 12/31/26		01/03/2022	RBC Capital Markets		5,232,643	5,255,000	722
91282C-DY-4	US Treasury Bond 1.875% 02/15/32		02/17/2022	Citadel Securities		6,396,914	6,460,000	1,004
0109999999. Subtotal - Bonds - U.S. Governments						47,546,534	48,175,000	132,005
20772K-CT-4	CONNECTICUT ST GO Call 5.000% 06/15/34		12/28/2022	Stifel Nicolaus & Co.		1,895,654	1,725,000	3,594
93974E-JE-7	WASHINGTON ST GO Cont Call 5.000% 08/01/38		07/27/2022	JP Morgan Chase		4,587,040	4,000,000	98,889
0509999999. Subtotal - Bonds - U.S. States, Territories and Possessions						6,482,694	5,725,000	102,483
040319-N4-3	ARGYLE TX INDEP GO Cont Call 5.000% 08/15/36		07/21/2022	Pershing		3,094,343	2,670,000	0
349461-DB-6	FORT WORTH TX IN GO Cont Call 4.000% 02/15/38		08/18/2022	Pershing		620,508	600,000	0
517845-NY-5	LAS VEGAS VLY NV GO Non Call 5.000% 06/01/30		02/16/2022	Morgan Stanley		3,703,197	2,960,000	0
64966Q-YP-9	NEW YORK NY GO Non Call 5.000% 08/01/31		06/02/2022	JP Morgan Chase		2,381,480	2,000,000	15,000
64966Q-YQ-7	NEW YORK NY GO Non Call 5.000% 08/01/32		06/02/2022	JP Morgan Chase		2,406,020	2,000,000	15,000
0709999999. Subtotal - Bonds - U.S. Political Subdivisions of States, Territories and Possessions						12,205,548	10,230,000	30,000
161036-TC-2	CHARLOTTE NC ARP Rev Bond Non Call 5.000% 07/01/30		05/12/2022	Bank of America Sec		1,275,863	1,125,000	0
161036-TD-0	CHARLOTTE NC ARP Rev Bond Non Call 5.000% 07/01/31		05/12/2022	Bank of America Sec		1,425,000	1,250,000	0
181000-SV-3	CLARK CNTY NV HI Rev Bond Cont Call 5.000% 07/01/36		08/04/2022	JP Morgan Chase		3,581,310	3,000,000	36,667
207758-VR-1	CONNECTICUT ST SPL TAX OBLIG R Rev Bond Call 5.000% 09/01/29		12/29/2022	Bank of America Sec		1,883,928	1,750,000	28,924
213248-DV-6	COOK CNTY IL SAL Rev Bond Cont Call 5.000% 11/15/37		08/10/2022	Morgan Stanley		1,954,384	1,720,000	0
3132DN-2F-9	FHLMC Pool SD1674 MBS 4.500% 10/01/52		09/26/2022	Pierpont Securities LLC		3,349,647	3,510,355	5,286
3132DN-YI-7	FHLMC Pool SD1625 MBS 5.000% 09/01/52		09/27/2022	JP Morgan Chase		6,565,633	6,723,209	11,205
3133BJ-NU-2	FHLMC Pool QER503 MBS 5.000% 08/01/52		09/26/2022	Toronto Dominion Sec		2,351,820	2,424,948	4,042
3133EN-2T-6	FFC Corp Note Non Call 4.750% 11/21/23		11/17/2022	Various		1,359,877	1,361,000	0
3140MR-BM-8	FINMA Pool B100043 MBS 5.000% 07/01/52		09/26/2022	Toronto Dominion Sec		2,569,976	2,649,887	4,416
3140XJ-D9-1	FINMA Pool FS2827 MBS 4.000% 09/01/52		09/08/2022	Pierpont Securities LLC		1,470,778	1,508,732	2,179
3140XJ-J4-6	FINMA Pool FS2982 MBS 5.000% 09/01/52		09/29/2022	Southwest Securities		6,243,905	6,344,022	10,573
3140XJ-KH-5	FINMA Pool FS2995 MBS 5.500% 10/01/52		10/05/2022	Southwest Securities		5,151,115	5,097,748	9,346
3140XJ-S5-3	FINMA Pool FS3239 MBS 3.500% 08/01/50		11/30/2022	Pierpont Securities LLC		5,996,752	6,488,455	7,570
31418D-N7-3	FINMA Pool MA4013 MBS 2.500% 05/01/35		05/17/2022	Pierpont Securities LLC		2,654,694	2,749,865	2,864
60416T-TQ-1	MINNESOTA ST HSG Rev Bond Cont Call 5.000% 08/01/38		09/01/2022	RBC Capital Markets		2,788,725	2,500,000	0
646139-6E-0	NEW JERSEY ST TU Rev Bond Call 5.000% 01/01/34		12/15/2022	Jefferies and Company		3,899,690	3,675,000	85,750
64971X-ZE-1	NEW YORK CITY NY Rev Bond Cont Call 5.000% 11/01/31		11/17/2022	RBC Capital Markets		3,425,370	3,000,000	8,333
650036-FA-9	NEW YORK ST URBA Rev Bond Non Call 5.000% 09/15/28		09/30/2022	Bank of America Sec		5,411,750	5,000,000	0
93878Y-BE-8	Washington DC Met Area Transit Rev Bond Non Call 5.000% 07/15/31		04/29/2022	Wells Fargo		4,666,800	4,000,000	60,000
0909999999. Subtotal - Bonds - U.S. Special Revenues						68,027,017	65,878,221	277,135
00138C-AM-0	AIG GLOBAL FUNDI Corp Note Non Call Prv Plc 0.800% 07/07/23		05/11/2022	Calyon Securities		865,677	887,000	2,484
00287Y-BX-6	ABBVIE INC Corp Note Call MW 3.200% 11/21/29		09/29/2022	Morgan Stanley		1,575,630	1,800,000	21,120
02008M-AC-3	Ally Auto Receiv ALLYA 2022-2 A3 ABS 4.760% 05/17/27		10/04/2022	JP Morgan Chase		3,892,952	3,893,000	0
025816-CV-9	AMERICAN EXPRESS Corp Note Non Call 3.375% 05/03/24		04/28/2022	Morgan Stanley		156,984	157,000	0
025816-DA-4	AMERICAN EXPRESS Corp Note Call 4.420% 08/03/33		09/21/2022	Morgan Stanley		940,590	1,000,000	6,139
02665W-DK-4	AMERICAN HONDA F Corp Note MW 0.875% 07/07/23		05/05/2022	Various		2,155,358	2,200,000	6,524
039482-AD-6	ARCHER-DANIELS Corp Note Call MW 2.900% 03/01/32		02/23/2022	BNP Paribas Securities Corp		746,452	748,000	0
05609X-AA-9	BX Trust BX 2022-CLS A CMB5 Prv Plc 5.760% 10/13/27		10/06/2022	Morgan Stanley		1,304,727	1,308,000	3,558
06051G-KS-7	BANK OF AMER CRP Corp Note Call MW 3.841% 04/25/25		04/21/2022	Merrill Lynch		430,000	430,000	0
06051G-KY-4	BANK OF AMER CRP Corp Note Call MW 5.015% 07/22/33		09/19/2022	Various		6,273,871	6,500,000	53,424
06763H-AA-4	Babson CLO Ltd BABSN 2022-4A A Prv Plc CLO 6.210% 10/20/34		10/03/2022	Morgan Stanley		2,100,000	2,100,000	0
10921U-2D-9	BRIGHTHS FIN GLB Corp Note Non Call Prv Plc 0.600% 06/28/23		05/16/2022	Jefferies and Company		357,436	367,000	856
14913R-2D-8	CATERPILLAR FINL Corp Note MW 0.650% 07/07/23		05/23/2022	Merrill Lynch		1,124,799	1,146,000	2,855
14913R-2X-4	CATERPILLAR FINL Corp Note 4.750% 11/13/23		05/10/2022	Mitsubishi Bank LTD		1,800,000	1,800,000	0

E13

ANNUAL STATEMENT FOR THE YEAR 2022 OF THE UnitedHealthcare Plan of the River Valley, Inc.

SCHEDULE D - PART 3

Showing All Long-Term Bonds and Stocks ACQUIRED During Current Year

1	2	3	4	5	6	7	8	9
CUSIP Identification	Description	Foreign	Date Acquired	Name of Vendor	Number of Shares of Stock	Actual Cost	Par Value	Paid for Accrued Interest and Dividends
172967-NJ-1	CITIGROUP INC Corp Note Call MW 4.910% 05/24/33		09/19/2022	Various		3,826,921	4,000,000	63,830
17327C-AQ-6	CITIGROUP INC Corp Note Call MW 3.057% 01/25/33		03/29/2022	CitiGroup		623,032	665,000	3,727
20030N-DM-0	COMCAST CORP Corp Note Call MW 1.950% 01/15/31		09/29/2022	JP Morgan Chase		1,397,574	1,800,000	7,605
20825C-BA-1	CONOCOPHILLIPS Corp Note Call MW 2.400% 02/15/31		05/06/2022	Tax Free Exchange		1,804,522	1,805,000	9,747
236057-AA-3	Danby Park CLO, Ltd DANBY 2022-1A A1A CLO Prv Plc 6.384% 10/21/35		10/13/2022	Goldman Sachs		2,000,000	2,000,000	0
24422E-VT-3	JOHN DEERE CAP Corp Note Non Call 4.420% 07/10/23		05/10/2022	Merrill Lynch		2,352,966	2,361,000	826
25389J-AV-8	DIGITAL REALTY Corp Note Call MW 5.550% 01/15/28		11/29/2022	CitiGroup		670,646	676,000	7,191
256746-AH-1	DOLLAR TREE Corp Note Call MW 4.200% 05/15/28		03/30/2022	Morgan Stanley		960,548	925,000	14,677
26253E-AA-6	Dryden Senior Loan Fund DRSLF 2022-113A A1 Prv Plc CLO 6.220% 10/20/35		09/29/2022	BNP Paribas Securities Corp		1,995,000	1,995,000	0
29364D-AR-1	ENTERGY ARKANSAS Corp Note Call MW 20BP 3.050% 06/01/23		05/16/2022	Jefferies and Company		2,006,244	2,002,000	28,326
34535A-AD-2	Ford Credit Auto FORDO 2022-C A3 ABS 4.480% 12/15/26		09/20/2022	Pershing		2,283,868	2,284,000	0
36265Q-AD-8	GM Financial Sec GMCAR 2022-4 A3 ABS 4.820% 08/16/27		10/04/2022	RBC Capital Markets		3,833,372	3,834,000	0
369550-BD-9	GENERAL DYNAMICS CORP Corp Note Call MW 3.375% 05/15/23		05/11/2022	Goldman Sachs		443,863	440,000	7,343
37331N-AD-3	GEORGIA-PACIFIC Corp Note Call MW Prv Plc 3.734% 07/15/23		06/08/2022	Cantor Fitzgerald		1,858,341	1,844,000	27,733
373334-KQ-3	GEORGIA POWER Corp Note Call MW 4.700% 05/15/32		05/02/2022	Merrill Lynch		838,326	841,000	0
38138V-AC-0	GoldenTree Loan Management GLM 2022-16A A CLO Prv Plc 6.824% 01/20/35		11/17/2022	Wachovia Bank		1,850,000	1,850,000	0
38141G-ZM-9	GOLDMAN SACHS GP Corp Note Call MW 3.102% 02/24/33		09/19/2022	CitiGroup		1,240,710	1,500,000	3,490
39154T-BW-7	GREAT AMERICA LE GALC 2022-1 A3 Prv Plc ABS 5.080% 09/15/26		10/04/2022	Merrill Lynch		1,124,806	1,125,000	0
404119-CF-4	HCA INC Corp Note Call MW Prv Plc 3.625% 03/15/32		03/29/2022	CitiGroup		946,739	970,000	2,149
452327-AP-4	ILLUMINA INC Corp Note Call MW 5.750% 12/13/27		11/29/2022	Goldman Sachs Asset Management		368,494	369,000	0
46647P-DC-7	JPMORGAN CHASE Corp Note Call MW 4.586% 04/26/33		05/02/2022	CitiGroup		1,510,849	1,515,000	1,544
46647P-DH-6	JPMORGAN CHASE Corp Note Call MW 4.912% 07/25/33		09/19/2022	JP Morgan Chase		865,296	900,000	6,877
46817M-AL-1	JACKSON FIN INC Corp Note Call MW 3.125% 11/23/31		09/22/2022	Tax Free Exchange		942,307	945,000	9,762
485134-BN-9	EVERGY METRO Corp Note Call MW 3.150% 03/15/23		03/02/2022	Various		153,794	152,000	2,248
55336V-BQ-2	MPLX LP Corp Note Call MW 2.650% 08/15/30		03/29/2022	Morgan Stanley		631,564	690,000	2,336
58768P-AC-8	MERCEDES-BENZ AU MBART 2022-1 A3 ABS 5.210% 08/16/27		11/15/2022	Salomon		2,393,526	2,394,000	0
59156R-BB-3	METLIFE INC Corp Note Non Call 4.368% 09/15/23		06/01/2022	Merrill Lynch		758,359	744,000	7,041
59156R-BZ-0	METLIFE INC Corp Note Call MW 4.550% 03/23/30		06/06/2022	Wells Fargo		1,511,336	1,470,000	13,934
594918-BX-1	MICROSOFT CORP Corp Note Call MW 2.875% 02/06/24		12/20/2022	CitiGroup		2,210,483	2,257,000	24,514
606940-AC-8	MMAF Equipment F MMAF 2022-B A3 Prv Plc ABS 5.610% 07/10/28		11/01/2022	JP Morgan Chase		2,919,842	2,920,000	0
609207-BA-2	MONDELEZ INT INC Corp Note Call MW 2.625% 03/17/27		03/03/2022	Merrill Lynch		864,780	867,000	0
61747Y-EU-5	MORGAN STANLEY Corp Note Call MW 4.889% 07/20/33		09/19/2022	Morgan Stanley		3,868,200	4,000,000	33,137
63743H-FB-3	NATL RURAL UTIL Corp Note 4.700% 08/07/23		01/31/2022	Mizuho Investor Sec Co		272,000	272,000	0
64952W-ET-6	NEW YORK LIFE GL Corp Note Non Call Prv Plc 3.150% 06/06/24		06/01/2022	Goldman Sachs		2,298,137	2,300,000	0
65480J-AC-4	Nissan Auto Rece NAROT 2022-B A3 ABS 4.460% 05/17/27		09/20/2022	Wells Fargo		2,269,530	2,270,000	0
677347-CH-7	OHIO EDISON CO Corp Note Call MW Prv Plc 5.500% 01/15/33		09/22/2022	RBC Capital Markets		1,591,666	1,595,000	0
693475-BE-4	PNC FINANCIAL Corp Note Call 4.626% 06/06/33		09/21/2022	Merrill Lynch		3,680,840	4,000,000	54,998
6944PL-2C-2	PACIFIC LIFE GF Corp Note Non Call Prv Plc 0.500% 09/23/23		06/06/2022	Calyon Securities		884,825	913,000	951
695114-CR-7	PACIFICORP Corp Note Call MW 3.600% 04/01/24		06/08/2022	Pershing		1,928,194	1,915,000	13,214
717081-DH-3	PFIZER INC Corp Note MW 3.000% 06/15/23		05/11/2022	Goldman Sachs		654,576	650,000	8,017
718547-AG-7	PHILLIPS 66 Corp Note Call MW Prv Plc 3.750% 03/01/28		05/03/2022	Tax Free Exchange		965,918	970,000	6,265
741531-FA-0	PRICOA GLOB FUND Corp Note Non Call Prv Plc 3.450% 09/01/23		05/06/2022	Toronto Dominion Sec		652,374	648,000	4,285
743315-AZ-6	PROGRESSIVE CORP Corp Note Call MW 3.000% 03/15/32		03/02/2022	Goldman Sachs Asset Management		525,730	527,000	0
74340X-BU-4	PROLOGIS LP Corp Note Call MW 3.250% 06/30/26		10/04/2022	Tax Free Exchange		1,245,727	1,276,000	10,828
744448-CH-2	PUBLIC SERV COLO Corp Note Call MW 2.500% 03/15/23		03/02/2022	Wells Fargo		171,918	171,000	2,007
74456Q-BD-7	PUBLIC SERVICE Corp Note Call MW 3.750% 03/15/24		06/10/2022	Pershing		1,467,645	1,464,000	13,573
75524K-PG-3	CITIZENS BANK NA Corp Note Call 4.575% 08/09/28		09/19/2022	Various		4,375,678	4,500,000	24,019
771196-BZ-4	ROCHE HLDGS INC Corp Note Non Call Prv Plc 4.630% 09/11/23		03/03/2022	Deutsche Bank		785,000	785,000	0
828807-DT-1	SIMON PROP GP LP Corp Note Call MW 2.650% 02/01/32		01/04/2022	Wells Fargo		1,630,259	1,635,000	0
87169V-AA-3	Symphony CLO Ltd SYMP 2022-37A A1A Prv Plc CLO 6.732% 10/20/34		11/01/2022	SG Americas Securities LLC		2,000,000	2,000,000	0
87264A-CQ-6	T-MOBILE USA INC Corp Note Call MW 2.700% 03/15/32		06/29/2022	Tax Free Exchange		1,641,938	1,630,000	24,817
87305Q-CE-9	TTX CO Corp Note MW Prv Plc 4.125% 10/01/23		06/06/2022	Stifel Nicolaus & Co.		607,590	600,000	4,606
874054-AE-9	TAKE-TWO INTERAC Corp Note MW 3.300% 03/28/24		05/03/2022	Various		483,706	486,000	770
87612E-BP-0	TARGET CORP Corp Note Call MW 4.500% 09/15/32		09/06/2022	Deutsche Bank		1,517,325	1,520,000	0
89236T-FN-0	TOYOTA MTR CRED Corp Note MW 3.450% 09/20/23		05/05/2022	CitiGroup		1,815,750	1,800,000	8,453
89788N-AA-8	TRUIST FINANCIAL Corp Note Call 4.916% 07/28/33		09/21/2022	Various		3,331,300	3,458,000	15,021

ANNUAL STATEMENT FOR THE YEAR 2022 OF THE UnitedHealthcare Plan of the River Valley, Inc.

SCHEDULE D - PART 3

Showing All Long-Term Bonds and Stocks ACQUIRED During Current Year

1 CUSIP Identification	2 Description	3 Foreign	4 Date Acquired	5 Name of Vendor	6 Number of Shares of Stock	7 Actual Cost	8 Par Value	9 Paid for Accrued Interest and Dividends
898813-AU-4	TUCSON ELEC PWR Corp Note Call MW 3.250% 05/15/32		02/15/2022	US Bank		639,637	642,000	0
90291U-AC-6	USAA Auto Owner USAOT 2022-A A3 Prv Plc ABS 4.860% 11/16/26		10/04/2022	CitiGroup		2,999,858	3,000,000	0
91159H-JG-6	US BANCORP Corp Note Call MW 4.967% 07/22/33		09/19/2022	US Bank		5,529,798	5,700,000	46,400
931142-EK-5	WALMART INC Corp Note Call MW 3.400% 06/26/23		05/23/2022	Merrill Lynch		5,780,518	5,720,000	80,493
95000U-2U-6	WELLS FARGO CO Corp Note Call MW 3.350% 03/02/33		06/06/2022	Various		3,049,053	3,310,000	21,464
89115A-2H-4	TORONTO DOM BANK Corp Note MW 4.693% 09/15/27	A	09/21/2022	Toronto Dominion Sec		3,446,685	3,500,000	3,650
039937-AA-5	ARES QLO Ltd ARES 2022-63A A1A QLO Prv Plc 5.343% 04/20/35	D	09/19/2022	CitiGroup		1,907,885	1,955,000	18,838
12571K-AA-7	CIFC Funding Ltd CIFC 2022-3A A QLO Prv Plc 5.398% 04/21/35	D	09/19/2022	CitiGroup		1,954,000	2,000,000	18,691
902133-AI-3	TYCO ELECTRONICS Corp Note Call MW 2.500% 02/04/32	D	02/02/2022	Various		1,579,856	1,607,000	0
1109999999	Subtotal - Bonds - Industrial and Miscellaneous (Unaffiliated)					138,465,700	141,295,000	756,357
2509999997	Total - Bonds - Part 3					272,727,493	271,303,221	1,297,980
2509999998	Total - Bonds - Part 5					786,547	789,978	5,812
2509999999	Total - Bonds					273,514,040	272,093,199	1,303,792
4509999997	Total - Preferred Stocks - Part 3					0	XXX	0
4509999998	Total - Preferred Stocks - Part 5					0	XXX	0
4509999999	Total - Preferred Stocks					0	XXX	0
5989999997	Total - Common Stocks - Part 3					0	XXX	0
5989999998	Total - Common Stocks - Part 5					0	XXX	0
5989999999	Total - Common Stocks					0	XXX	0
5999999999	Total - Preferred and Common Stocks					0	XXX	0
6009999999	Totals					273,514,040	XXX	1,303,792

ANNUAL STATEMENT FOR THE YEAR 2022 OF THE UnitedHealthcare Plan of the River Valley, Inc.

SCHEDULE D - PART 4

Showing All Long-Term Bonds and Stocks SOLD, REDEEMED or Otherwise DISPOSED OF During Current Year

1	2	3	4	5	6	7	8	9	10	Change In Book/Adjusted Carrying Value					16	17	18	19	20	21
										11	12	13	14	15						
CUSIP Identification	Description	Foreign	Disposal Date	Name of Purchaser	Number of Shares of Stock	Consideration	Par Value	Actual Cost	Prior Year Book/ Adjusted Carrying Value	Unrealized Valuation Increase/ Decrease	Current Year's (Amortization)/ Accretion	Current Year's Other-Than-Temporary Impairment Recognized	Total Change in Book/ Adjusted Carrying Value (11+12-13)	Total Foreign Exchange Change in Book/ Adjusted Carrying Value	Book/ Adjusted Carrying Value at Disposal Date	Foreign Exchange Gain (Loss) on Disposal	Realized Gain (Loss) on Disposal	Total Gain (Loss) on Disposal	Bond Interest/ Stock Dividends Received During Year	Stated Contractual Maturity Date
912828-2P-4	US Treasury Note 1.875% 07/31/22		07/31/2022	Maturity		1,700,000	1,700,000	1,730,414	1,717,785	0	(17,785)	0	(17,785)	0	1,700,000	0	0	0	31,875	07/31/2022
912828-6G-0	US Treasury Note 2.375% 02/29/24		09/27/2022	RBS Securities		6,026,836	6,200,000	6,166,336	6,184,901	0	5,064	0	5,064	0	6,189,966	0	(163,130)	(163,130)	158,640	02/29/2024
912828-H8-0	US Treasury Note 2.000% 11/30/22		11/30/2022	Maturity		1,700,000	1,700,000	1,737,453	1,729,149	0	(29,149)	0	(29,149)	0	1,700,000	0	0	0	34,000	11/30/2022
912828-XR-6	US Treasury Note 1.750% 05/31/22		05/31/2022	Maturity		9,350,000	9,350,000	9,360,957	9,350,944	0	(944)	0	(944)	0	9,350,000	0	0	0	81,813	05/31/2022
912828-YK-0	US Treasury Note 1.375% 10/15/22		10/15/2022	Maturity		5,350,000	5,350,000	5,431,055	5,402,592	0	(52,592)	0	(52,592)	0	5,350,000	0	0	0	73,563	10/15/2022
912828-Z6-0	US Treasury Note 1.375% 01/31/22		01/31/2022	Maturity		1,660,000	1,660,000	1,684,576	1,661,661	0	(1,661)	0	(1,661)	0	1,660,000	0	0	0	11,413	01/31/2022
912828-ZA-1	US Treasury Note 1.125% 02/28/22		02/28/2022	Maturity		3,160,000	3,160,000	3,201,065	3,163,730	0	(3,730)	0	(3,730)	0	3,160,000	0	0	0	17,775	02/28/2022
912828-ZG-8	US Treasury Note 0.375% 03/31/22		03/31/2022	Maturity		1,690,000	1,690,000	1,695,281	1,691,274	0	(1,274)	0	(1,274)	0	1,690,000	0	0	0	3,169	03/31/2022
912828-ZM-5	US Treasury Note 0.125% 04/30/22		04/30/2022	Maturity		1,690,000	1,690,000	1,690,858	1,690,257	0	(257)	0	(257)	0	1,690,000	0	0	0	1,056	04/30/2022
912828-ZR-4	US Treasury Note 0.125% 05/31/22		05/31/2022	Maturity		3,130,000	3,130,000	3,129,487	3,129,917	0	83	0	83	0	3,130,000	0	0	0	1,956	05/31/2022
91282C-AG-6	US Treasury Note 0.125% 08/31/22		08/31/2022	Maturity		2,000,000	2,000,000	2,001,172	2,000,620	0	(620)	0	(620)	0	2,000,000	0	0	0	2,500	08/31/2022
91282C-AN-1	US Treasury Note 0.125% 09/30/22		09/30/2022	Maturity		2,000,000	2,000,000	2,000,625	2,000,414	0	(414)	0	(414)	0	2,000,000	0	0	0	2,500	09/30/2022
0109999999 Subtotal - Bonds - U.S. Governments						39,456,836	39,630,000	39,829,279	39,723,244	0	(103,279)	0	(103,279)	0	39,619,966	0	(163,130)	(163,130)	420,260	XXX
677522-KU-7	OHIO ST GO Non Call 5.000% 05/01/25		09/21/2022	CitiGroup		2,377,598	2,250,000	2,884,140	2,494,872	0	(52,204)	0	(52,204)	0	2,442,668	0	(65,071)	(65,071)	100,625	05/01/2025
93974D-LV-8	WASHINGTON ST GO Cont Call 5.000% 07/01/29		09/30/2022	Morgan Stanley		1,320,288	1,275,000	1,508,746	1,448,076	0	(43,532)	0	(43,532)	0	1,404,544	0	(84,256)	(84,256)	80,219	07/01/2029
0509999999 Subtotal - Bonds - U.S. States, Territories and Possessions						3,697,886	3,525,000	4,392,886	3,942,948	0	(95,736)	0	(95,736)	0	3,847,212	0	(149,327)	(149,327)	180,844	XXX
35880C-XA-7	FRISSCO TX INDEP GO Non Call 5.000% 08/15/23		09/20/2022	Jefferies and Company		1,326,637	1,300,000	1,518,166	1,365,567	0	(29,090)	0	(29,090)	0	1,336,477	0	(9,840)	(9,840)	71,681	08/15/2023
0709999999 Subtotal - Bonds - U.S. Political Subdivisions of States, Territories and Possessions						1,326,637	1,300,000	1,518,166	1,365,567	0	(29,090)	0	(29,090)	0	1,336,477	0	(9,840)	(9,840)	71,681	XXX
01757L-FM-3	ALLEN CNTY OH HO Rev Bond Non Call 5.000% 08/01/22		08/01/2022	Maturity		3,000,000	3,000,000	3,383,190	3,050,559	0	(50,559)	0	(50,559)	0	3,000,000	0	0	0	150,000	08/01/2022
052476-AA-0	AUSTIN TX WTR & Rev Bond Cont Call 5.000% 11/15/23		11/15/2022	Call 100.0000		4,000,000	4,000,000	4,971,880	4,091,396	0	(91,396)	0	(91,396)	0	4,000,000	0	0	0	200,000	11/15/2023
3128MJ-2L-3	FHLMC Pool G08778 MBS 3.000% 09/01/47		12/01/2022	Paydown		70,446	70,446	70,287	70,288	0	159	0	159	0	70,446	0	0	0	868	09/01/2047
3128MJ-3J-7	FHLMC Pool G08800 MBS 3.500% 02/01/48		12/01/2022	Paydown		80,982	80,982	81,646	81,624	0	(642)	0	(642)	0	80,982	0	0	0	1,138	02/01/2048
3128MJ-4A-5	FHLMC Pool G08816 MBS 3.500% 06/01/48		12/01/2022	Paydown		107,592	107,592	108,415	108,395	0	(803)	0	(803)	0	107,592	0	0	0	1,508	06/01/2048
3128MJ-6T-2	FHLMC Pool G08881 MBS 3.500% 06/01/49		12/01/2022	Paydown		81,192	81,192	83,221	83,189	0	(1,997)	0	(1,997)	0	81,192	0	0	0	1,097	06/01/2049
3128MJ-V5-6	FHLMC Pool G08635 MBS 3.000% 04/01/45		12/01/2022	Paydown		57,905	57,905	57,987	57,984	0	(79)	0	(79)	0	57,905	0	0	0	737	04/01/2045
3128MJ-XX-3	FHLMC Pool G08693 MBS 3.500% 02/01/46		12/01/2022	Paydown		82,394	82,394	84,049	84,023	0	(1,629)	0	(1,629)	0	82,394	0	0	0	1,148	02/01/2046
3128MJ-ZM-5	FHLMC Pool G08747 MBS 3.000% 01/01/47		12/01/2022	Paydown		214,847	214,847	214,445	214,447	0	400	0	400	0	214,847	0	0	0	2,680	01/01/2047
3128PL-PR-7	FHLMC Pool J08532 MBS 5.500% 08/01/23		12/01/2022	Paydown		13,699	13,699	13,853	13,719	0	(21)	0	(21)	0	13,699	0	0	0	380	08/01/2023
3128PU-WF-5	FHLMC Pool J15146 MBS 4.500% 04/01/26		12/01/2022	Paydown		8,576	8,576	9,116	8,815	0	(239)	0	(239)	0	8,576	0	0	0	211	04/01/2026
3128PV-AA-2	FHLMC Pool J15427 MBS 4.500% 05/01/26		06/01/2022	Paydown		17,429	17,429	18,535	17,922	0	(493)	0	(493)	0	17,429	0	0	0	315	05/01/2026
3128PV-F3-9	FHLMC Pool J15586 MBS 4.500% 06/01/26		12/01/2022	Paydown		44,216	44,216	47,007	45,497	0	(1,281)	0	(1,281)	0	44,216	0	0	0	1,450	06/01/2026
312926-2P-2	FHLMC Pool A80782 MBS 6.000% 08/01/38		12/01/2022	Paydown		1,195	1,195	1,217	1,215	0	(20)	0	(20)	0	1,195	0	0	0	39	08/01/2038
31292L-YA-7	FHLMC Pool C04305 MBS 3.000% 11/01/42		12/01/2022	Paydown		30,964	30,964	32,290	32,153	0	(1,189)	0	(1,189)	0	30,964	0	0	0	455	11/01/2042
3131XY-WF-2	FHLMC Pool ZM5146 MBS 4.000% 12/01/47		12/01/2022	Paydown		67,433	67,433	72,617	72,519	0	(5,086)	0	(5,086)	0	67,433	0	0	0	1,060	12/01/2047
3132AE-EZ-5	FHLMC Pool ZT1952 MBS 4.000% 05/01/49		12/01/2022	Paydown		65,404	65,404	67,755	67,732	0	(2,328)	0	(2,328)	0	65,404	0	0	0	996	05/01/2049
3132AE-J8-0	FHLMC Pool ZT2087 MBS 4.000% 06/01/49		12/01/2022	Paydown		103,412	103,412	107,354	107,242	0	(3,830)	0	(3,830)	0	103,412	0	0	0	1,556	06/01/2049
3132DM-BC-8	FHLMC POOL SD0035 MBS 3.000% 04/01/47		12/01/2022	Paydown		123,939	123,939	126,088	126,044	0	(2,106)	0	(2,106)	0	123,939	0	0	0	1,510	04/01/2047
3132DV-3P-8	FHLMC Pool SD8006 MBS 4.000% 08/01/49		12/01/2022	Paydown		129,478	129,478	134,384	134,354	0	(4,876)	0	(4,876)	0	129,478	0	0	0	1,884	08/01/2049
3132DV-7D-1	FHLMC Pool SD8092 MBS 3.000% 09/01/50		12/01/2022	Paydown		460,827	460,827	483,797	483,206	0	(22,379)	0	(22,379)	0	460,827	0	0	0	5,394	09/01/2050
3132GF-JS-7	FHLMC Pool Q02073 MBS 4.500% 07/01/41		12/01/2022	Paydown		280,049	280,049	303,110	302,169	0	(22,119)	0	(22,119)	0	280,049	0	0	0	4,973	07/01/2041
3132GV-JF-0	FHLMC Pool Q09862 MBS 3.500% 08/01/42		12/01/2022	Paydown		8,849	8,849	9,459	9,390	0	(541)	0	(541)	0	8,849	0	0	0	154	08/01/2042
3132HQ-DB-5	FHLMC Pool Q13698 MBS 3.000% 12/01/42		12/01/2022	Paydown		66,568	66,568	69,709	69,496	0	(2,928)	0	(2,928)	0	66,568	0	0	0	765	12/01/2042
3132HQ-IM-1	FHLMC Pool Q13979 MBS 3.000% 12/01/42		12/01/2022	Paydown		16,710	16,710	17,493	17,428	0	(719)	0	(719)	0	16,710	0	0	0	261	12/01/2042
3132JA-PW-9	FHLMC Pool Q19036 MBS 3.500% 06/01/43		12/01/2022	Paydown		53,470	53,470	55,425	55,287	0	(1,817)	0	(1,817)	0	53,470	0	0	0	745	06/01/2043
3132LE-ST-9	FHLMC Pool V81430 MBS 4.000% 11/01/44		12/01/2022	Paydown		64,737	64,737	67,205	67,115	0	(2,378)	0	(2,378)	0	64,737	0	0	0	1,119	11/01/2044
3132MA-VC-2	FHLMC Pool Q29911 MBS 3.500% 11/01/44		12/01/2022	Paydown		71,808	71,808	75,555	75,346	0	(3,538)	0	(3,538)	0	71,808	0	0	0	966	11/01/2044
3132QL-BR-3	FHLMC Pool Q30047 MBS 3.500% 11/01/44		12/01/2022	Paydown		61,406	61,406	63,574	63,454	0	(2,048)	0	(2,048)	0	61,406	0	0	0	1,307	11/01/2044

E14

ANNUAL STATEMENT FOR THE YEAR 2022 OF THE UnitedHealthcare Plan of the River Valley, Inc.

SCHEDULE D - PART 4

Showing All Long-Term Bonds and Stocks SOLD, REDEEMED or Otherwise DISPOSED OF During Current Year

1	2	3	4	5	6	7	8	9	10	Change In Book/Adjusted Carrying Value					16	17	18	19	20	21
										11	12	13	14	15						
CUSIP Identification	Description	Foreign	Disposal Date	Name of Purchaser	Number of Shares of Stock	Consideration	Par Value	Actual Cost	Prior Year Book/ Adjusted Carrying Value	Unrealized Valuation Increase/ Decrease	Current Year's (Amortization)/ Accretion	Current Year's Other-Than-Temporary Impairment Recognized	Total Change in Book/ Adjusted Carrying Value (11+12-13)	Total Foreign Exchange Change in Book/ Adjusted Carrying Value	Book/ Adjusted Carrying Value at Disposal Date	Foreign Exchange Gain (Loss) on Disposal	Realized Gain (Loss) on Disposal	Total Gain (Loss) on Disposal	Bond Interest/ Stock Dividends Received During Year	Stated Contractual Maturity Date
31320M-6F-3	FHLMC Pool Q31769 MBS 4.000% 03/01/45		12/01/2022	Paydown		4,516	4,516	4,800	4,786	0	(270)	0	(270)	0	4,516	0	0	0	99	03/01/2045
31320N-XX-2	FHLMC Pool Q32493 MBS 4.000% 04/01/45		12/01/2022	Paydown		7,829	7,829	8,316	8,302	0	(473)	0	(473)	0	7,829	0	0	0	169	04/01/2045
31321H-5N-1	FHLMC Pool Q44452 MBS 3.000% 11/01/46		12/01/2022	Paydown		93,559	93,559	93,113	93,119	0	439	0	439	0	93,559	0	0	0	1,113	11/01/2046
3132XU-SH-9	FHLMC Pool Q52319 MBS 3.500% 11/01/47		12/01/2022	Paydown		130,646	130,646	130,916	130,912	0	(266)	0	(266)	0	130,646	0	0	0	1,778	11/01/2047
3132Y1-VY-4	FHLMC Pool Q57923 MBS 4.000% 08/01/48		12/01/2022	Paydown		92,663	92,663	95,266	95,155	0	(2,492)	0	(2,492)	0	92,663	0	0	0	1,513	08/01/2048
3132Y2-RF-5	FHLMC Pool Q58585 MBS 4.000% 09/01/48		12/01/2022	Paydown		63,984	63,984	65,828	65,761	0	(1,777)	0	(1,777)	0	63,984	0	0	0	1,041	09/01/2048
31335A-HP-6	FHLMC Pool G60238 MBS 3.500% 10/01/45		12/01/2022	Paydown		159,144	159,144	166,206	166,048	0	(6,904)	0	(6,904)	0	159,144	0	0	0	2,523	10/01/2045
3133KK-AE-9	FHLMC Pool Ra3605 MBS 2.500% 10/01/50		12/01/2022	Paydown		374,587	374,587	394,560	394,027	0	(19,440)	0	(19,440)	0	374,587	0	0	0	3,860	10/01/2050
3133KK-AH-2	FHLMC Pool RA3608 MBS 2.500% 09/01/50		12/01/2022	Paydown		326,453	326,453	344,408	344,259	0	(17,806)	0	(17,806)	0	326,453	0	0	0	4,007	09/01/2050
3133KK-D6-3	FHLMC Pool RA3725 MBS 2.000% 10/01/50		12/01/2022	Paydown		230,191	230,191	238,229	238,085	0	(7,894)	0	(7,894)	0	230,191	0	0	0	2,011	10/01/2050
3133KK-ND-7	FHLMC Pool RA3988 MBS 2.500% 11/01/50		12/01/2022	Paydown		93,388	93,388	98,569	98,460	0	(5,072)	0	(5,072)	0	93,388	0	0	0	1,033	11/01/2050
3136AN-GF-8	FNMA FNR 2015-22 HT RMBS 3.000% 04/25/45		12/01/2022	Paydown		41,094	41,094	42,782	41,800	0	(706)	0	(706)	0	41,094	0	0	0	576	04/25/2045
3137BP-VM-8	FHLMC FHMS K152 A1 CMBS 2.830% 05/25/30		12/01/2022	Paydown		62,715	62,715	63,966	63,247	0	(532)	0	(532)	0	62,715	0	0	0	965	05/25/2030
3138A2-B0-1	FNMA Pool AH0946 MBS 4.000% 12/01/40		12/01/2022	Paydown		12,136	12,136	12,756	12,713	0	(578)	0	(578)	0	12,136	0	0	0	204	12/01/2040
3138AP-DP-0	FNMA Pool AI9109 MBS 4.000% 05/01/42		12/01/2022	Paydown		308,087	308,087	332,494	330,268	0	(22,181)	0	(22,181)	0	308,087	0	0	0	5,863	05/01/2042
3138AT-CX-6	FNMA Pool AJ1885 MBS 3.000% 03/01/42		12/01/2022	Paydown		265	265	281	279	0	(13)	0	(13)	0	265	0	0	0	5	03/01/2042
3138AW-EN-9	FNMA Pool AJ4640 MBS 4.000% 10/01/41		12/01/2022	Paydown		19,332	19,332	20,405	20,338	0	(1,006)	0	(1,006)	0	19,332	0	0	0	483	10/01/2041
3138E9-YH-7	FNMA Pool AK5211 MBS 3.000% 04/01/27		12/01/2022	Paydown		119,031	119,031	125,187	122,063	0	(3,032)	0	(3,032)	0	119,031	0	0	0	1,388	04/01/2027
3138EE-JJ-2	FNMA Pool AK9896 MBS 3.500% 07/01/42		12/01/2022	Paydown		35,760	35,760	38,157	37,921	0	(2,162)	0	(2,162)	0	35,760	0	0	0	710	07/01/2042
3138EN-LE-7	FNMA Pool AL5724 MBS 4.500% 10/01/44		12/01/2022	Paydown		48,761	48,761	53,043	52,841	0	(4,080)	0	(4,080)	0	48,761	0	0	0	978	10/01/2044
3138EN-QA-0	FNMA Pool AI5848 MBS 4.000% 09/01/44		12/01/2022	Paydown		113,132	113,132	116,129	116,010	0	(2,877)	0	(2,877)	0	113,132	0	0	0	1,967	09/01/2044
3138EP-YR-9	FNMA Pool AL7019 MBS 3.500% 11/01/42		12/01/2022	Paydown		68,806	68,806	70,182	70,114	0	(1,308)	0	(1,308)	0	68,806	0	0	0	1,023	11/01/2042
3138EQ-K8-4	FNMA Pool AL7518 MBS 3.500% 10/01/45		12/01/2022	Paydown		58,531	58,531	62,446	62,250	0	(3,719)	0	(3,719)	0	58,531	0	0	0	944	10/01/2045
3138ER-FX-3	FNMA Pool AL9181 MBS 3.000% 10/01/46		12/01/2022	Paydown		187,923	187,923	194,706	194,282	0	(6,359)	0	(6,359)	0	187,923	0	0	0	2,618	10/01/2046
3138HM-E3-2	FNMA Pool AP1053 MBS 3.500% 07/01/42		12/01/2022	Paydown		18,504	18,504	19,747	19,626	0	(1,122)	0	(1,122)	0	18,504	0	0	0	350	07/01/2042
3138HM-TC-6	FNMA Pool AP1446 MBS 3.500% 08/01/42		12/01/2022	Paydown		46,228	46,228	49,457	49,088	0	(2,860)	0	(2,860)	0	46,228	0	0	0	1,008	08/01/2042
3138M7-6J-9	FNMA Pool AP4472 MBS 3.500% 08/01/42		12/01/2022	Paydown		16,807	16,807	17,931	17,801	0	(994)	0	(994)	0	16,807	0	0	0	223	08/01/2042
3138M9-3C-3	FNMA Pool AP6194 MBS 3.500% 08/01/42		12/01/2022	Paydown		22,594	22,594	24,232	24,034	0	(1,440)	0	(1,440)	0	22,594	0	0	0	214	08/01/2042
3138M9-VP-3	FNMA Pool AP6021 MBS 3.000% 04/01/43		12/01/2022	Paydown		81,920	81,920	83,942	83,804	0	(1,885)	0	(1,885)	0	81,920	0	0	0	959	04/01/2043
3138MK-VC-7	FNMA Pool AQ4210 MBS 3.000% 11/01/42		12/01/2022	Paydown		132,177	132,177	139,241	138,468	0	(6,290)	0	(6,290)	0	132,177	0	0	0	1,923	11/01/2042
3138MS-AA-1	FNMA Pool AQ9926 MBS 3.000% 12/01/42		12/01/2022	Paydown		31,771	31,771	33,415	33,224	0	(1,452)	0	(1,452)	0	31,771	0	0	0	495	12/01/2042
3138NI-YS-3	FNMA Pool AR0688 MBS 3.000% 12/01/42		12/01/2022	Paydown		3,596	3,596	3,775	3,754	0	(158)	0	(158)	0	3,596	0	0	0	59	12/01/2042
3138NC-F3-2	FNMA Pool AS2885 MBS 3.500% 07/01/44		12/01/2022	Paydown		107,591	107,591	110,280	110,083	0	(2,492)	0	(2,492)	0	107,591	0	0	0	1,949	07/01/2044
3138NF-IM-5	FNMA Pool AS5778 MBS 3.500% 09/01/45		12/01/2022	Paydown		66,134	66,134	68,091	66,044	0	(910)	0	(910)	0	66,134	0	0	0	823	09/01/2045
3138NG-YP-3	FNMA Pool AS7017 MBS 3.500% 04/01/46		12/01/2022	Paydown		112,099	112,099	118,300	117,990	0	(5,890)	0	(5,890)	0	112,099	0	0	0	1,518	04/01/2046
3138NJ-JD-1	FNMA Pool AS8359 MBS 3.000% 11/01/46		12/01/2022	Paydown		155,367	155,367	163,973	163,746	0	(8,379)	0	(8,379)	0	155,367	0	0	0	1,933	11/01/2046
3138NK-3E-3	FNMA Pool AS9796 MBS 3.500% 06/01/47		12/01/2022	Paydown		79,946	79,946	79,609	79,614	0	332	0	332	0	79,946	0	0	0	1,464	06/01/2047
3138NK-XE-0	FNMA Pool AS9676 MBS 4.000% 05/01/47		12/01/2022	Paydown		99,433	99,433	104,700	104,649	0	(5,216)	0	(5,216)	0	99,433	0	0	0	1,556	05/01/2047
3138X9-WIS-4	FNMA Pool AU9656 MBS 4.500% 09/01/43		12/01/2022	Paydown		57,438	57,438	62,302	62,057	0	(4,619)	0	(4,619)	0	57,438	0	0	0	1,097	09/01/2043
3138XE-TZ-1	FNMA Pool AV3267 MBS 5.000% 12/01/43		12/01/2022	Paydown		7,559	7,559	8,469	8,424	0	(865)	0	(865)	0	7,559	0	0	0	206	12/01/2043
3138Y7-D9-0	FNMA Pool AX5527 MBS 3.500% 06/01/46		12/01/2022	Paydown		81,429	81,429	86,683	86,440	0	(5,012)	0	(5,012)	0	81,429	0	0	0	2,454	06/01/2046
3138YA-FD-2	FNMA Pool AX8263 MBS 4.000% 12/01/44		12/01/2022	Paydown		44,717	44,717	47,623	47,534	0	(2,817)	0	(2,817)	0	44,717	0	0	0	772	12/01/2044
3138YB-DG-5	FNMA Pool AX9102 MBS 4.500% 11/01/44		12/01/2022	Paydown		16,207	16,207	17,645	17,562	0	(1,355)	0	(1,355)	0	16,207	0	0	0	396	11/01/2044
3138YN-MS-3	FNMA Pool AY8468 MBS 4.000% 08/01/45		12/01/2022	Paydown		60,725	60,725	64,786	64,575	0	(3,850)	0	(3,850)	0	60,725	0	0	0	661	08/01/2045
3140E0-60-3	FNMA Pool AZ8078 MBS 3.500% 08/01/45		12/01/2022	Paydown		15,131	15,131	15,727	15,692	0	(561)	0	(561)	0	15,131	0	0	0	169	08/01/2045
3140EW-AM-7	FNMA Pool BC1811 MBS 3.000% 04/01/46		12/01/2022	Paydown		183,721	183,721	190,640	190,249	0	(6,528)	0	(6,528)	0	183,721	0	0	0	2,858	04/01/2046
3140FO-US-1	FNMA Pool BC5092 MBS 3.500% 11/01/43		12/01/2022	Paydown		83,773	83,773	89,196	88,806	0	(5,033)	0	(5,033)	0	83,773	0	0	0	1,475	11/01/2043
3140F1-YH-9	FNMA Pool BC6111 MBS 3.500% 06/01/46		12/01/2022	Paydown		80,684	80,684	86,647	86,284	0	(5,600)	0	(5,600)	0	80,684	0	0	0	1,654	06/01/2046
3140F5-DT-7	FNMA Pool BC9113 MBS 3.500% 05/01/46		12/01/2022	Paydown		6,652	6,652	7,122	7,094	0	(442)	0	(442)	0	6,652	0	0	0		

ANNUAL STATEMENT FOR THE YEAR 2022 OF THE UnitedHealthcare Plan of the River Valley, Inc.

SCHEDULE D - PART 4

Showing All Long-Term Bonds and Stocks SOLD, REDEEMED or Otherwise DISPOSED OF During Current Year

1	2	3	4	5	6	7	8	9	10	Change In Book/Adjusted Carrying Value					16	17	18	19	20	21
										11	12	13	14	15						
CUSIP Identification	Description	Foreign	Disposal Date	Name of Purchaser	Number of Shares of Stock	Consideration	Par Value	Actual Cost	Prior Year Book/ Adjusted Carrying Value	Unrealized Valuation Increase/ Decrease	Current Year's (Amortization)/ Accretion	Current Year's Other-Than-Temporary Impairment Recognized	Total Change in Book/ Adjusted Carrying Value (11+12-13)	Total Foreign Exchange Change in Book/ Adjusted Carrying Value	Book/ Adjusted Carrying Value at Disposal Date	Foreign Exchange Gain (Loss) on Disposal	Realized Gain (Loss) on Disposal	Total Gain (Loss) on Disposal	Bond Interest/ Stock Dividends Received During Year	Stated Contractual Maturity Date
3140GP-4K-1	FNMA Pool BH1725 MBS 4.00% 06/01/47		12/01/2022	Paydown		61,747	61,747	65,221	65,120	0	(3,372)	0	(3,372)	0	61,747	0	0	0	1,757	06/01/2047
3140J6-GP-6	FNMA Pool BM2005 MBS 4.00% 12/01/47		12/01/2022	Paydown		80,229	80,229	82,905	82,814	0	(2,586)	0	(2,586)	0	80,229	0	0	0	2,248	12/01/2047
3140J8-HR-1	FNMA Pool BM3967 MBS 4.00% 11/01/46		12/01/2022	Paydown		112,455	112,455	120,863	120,590	0	(8,135)	0	(8,135)	0	112,455	0	0	0	2,229	11/01/2046
3140J8-VQ-3	FNMA Pool BM4222 MBS 3.00% 01/01/44		12/01/2022	Paydown		245,064	245,064	252,281	252,098	0	(7,034)	0	(7,034)	0	245,064	0	0	0	3,286	01/01/2044
3140J9-QR-5	FNMA Pool BM4963 MBS 3.00% 05/01/48		12/01/2022	Paydown		76,895	76,895	78,751	78,703	0	(1,808)	0	(1,808)	0	76,895	0	0	0	958	05/01/2048
3140J9-SN-2	FNMA Pool BM5024 MBS 3.00% 11/01/48		12/01/2022	Paydown		85,730	85,730	87,747	87,680	0	(1,950)	0	(1,950)	0	85,730	0	0	0	993	11/01/2048
3140J9-UB-2	FNMA Pool BM5106 MBS 4.50% 12/01/48		12/01/2022	Paydown		199,963	199,963	214,975	214,723	0	(14,760)	0	(14,760)	0	199,963	0	0	0	3,538	12/01/2048
3140JA-EM-6	FNMA Pool BM5539 MBS 5.00% 01/01/49		12/01/2022	Paydown		241,167	241,167	265,020	264,383	0	(23,216)	0	(23,216)	0	241,167	0	0	0	5,110	01/01/2049
3140JA-FG-8	FNMA Pool BM5566 MBS 4.50% 02/01/49		12/01/2022	Paydown		66,824	66,824	70,342	70,288	0	(3,464)	0	(3,464)	0	66,824	0	0	0	1,047	02/01/2049
3140JA-ND-6	FNMA Pool BM5787 MBS 4.00% 08/01/47		12/01/2022	Paydown		93,834	93,834	96,854	96,775	0	(2,941)	0	(2,941)	0	93,834	0	0	0	1,452	08/01/2047
3140JA-PG-7	FNMA Pool BM5822 MBS 3.00% 11/01/48		12/01/2022	Paydown		96,041	96,041	96,986	96,963	0	(922)	0	(922)	0	96,041	0	0	0	1,192	11/01/2048
3140KE-HY-7	FNMA Pool BP6546 MBS 3.00% 08/01/50		12/01/2022	Paydown		533,348	533,348	560,932	560,346	0	(26,998)	0	(26,998)	0	533,348	0	0	0	6,235	08/01/2050
3140Q7-5V-5	FNMA Pool CA0859 MBS 3.50% 12/01/47		12/01/2022	Paydown		142,464	142,464	146,738	146,665	0	(4,200)	0	(4,200)	0	142,464	0	0	0	1,891	12/01/2047
3140QA-AJ-9	FNMA Pool CA2708 MBS 4.00% 05/01/48		12/01/2022	Paydown		134,536	134,536	137,610	137,513	0	(2,977)	0	(2,977)	0	134,536	0	0	0	2,144	05/01/2048
3140QB-2E-7	FNMA Pool CA4372 MBS 4.50% 10/01/49		12/01/2022	Paydown		68,754	68,754	74,142	74,092	0	(5,338)	0	(5,338)	0	68,754	0	0	0	1,195	10/01/2049
3140QC-4B-9	FNMA Pool FM2963 MBS 3.00% 02/01/50		12/01/2022	Paydown		244,525	244,525	258,127	257,893	0	(13,368)	0	(13,368)	0	244,525	0	0	0	2,755	02/01/2050
3140QE-DS-8	FNMA Pool CA6412 MBS 2.50% 07/01/50		12/01/2022	Paydown		387,473	387,473	408,360	408,027	0	(20,554)	0	(20,554)	0	387,473	0	0	0	4,512	07/01/2050
3140QE-LU-4	FNMA Pool CA6638 MBS 2.50% 08/01/50		12/01/2022	Paydown		348,313	348,313	367,307	366,727	0	(18,414)	0	(18,414)	0	348,313	0	0	0	3,360	08/01/2050
3140QE-XQ-0	FNMA Pool CA6986 MBS 2.00% 09/01/50		12/01/2022	Paydown		90,121	90,121	93,536	93,476	0	(3,355)	0	(3,355)	0	90,121	0	0	0	768	09/01/2050
3140QF-5E-5	FNMA Pool CA8044 MBS 2.50% 12/01/50		12/01/2022	Paydown		197,434	197,434	208,247	208,111	0	(10,677)	0	(10,677)	0	197,434	0	0	0	1,903	12/01/2050
3140QF-5F-2	FNMA Pool CA8045 MBS 2.50% 12/01/50		12/01/2022	Paydown		366,094	366,094	387,202	386,883	0	(20,788)	0	(20,788)	0	366,094	0	0	0	4,553	12/01/2050
3140QF-A3-3	FNMA Pool CA7225 MBS 2.00% 10/01/50		12/01/2022	Paydown		200,101	200,101	207,792	207,639	0	(7,538)	0	(7,538)	0	200,101	0	0	0	1,861	10/01/2050
3140QF-S2-6	FNMA Pool CA7725 MBS 2.50% 11/01/50		12/01/2022	Paydown		378,141	378,141	399,471	398,896	0	(20,755)	0	(20,755)	0	378,141	0	0	0	3,851	11/01/2050
3140QF-S4-2	FNMA Pool CA7738 MBS 2.50% 11/01/50		12/01/2022	Paydown		416,317	416,317	439,604	439,225	0	(22,908)	0	(22,908)	0	416,317	0	0	0	4,009	11/01/2050
3140QG-A9-8	FNMA Pool CA8131 MBS 2.50% 12/01/50		12/01/2022	Paydown		336,874	336,874	356,034	355,598	0	(18,724)	0	(18,724)	0	336,874	0	0	0	3,487	12/01/2050
3140QG-AU-1	FNMA Pool CA8118 MBS 2.00% 12/01/50		12/01/2022	Paydown		294,166	294,166	305,749	305,523	0	(11,357)	0	(11,357)	0	294,166	0	0	0	2,607	12/01/2050
3140QK-GB-8	FNMA Pool CB0193 MBS 3.00% 04/01/51		12/01/2022	Paydown		423,956	423,956	450,255	449,766	0	(25,809)	0	(25,809)	0	423,956	0	0	0	5,615	04/01/2051
3140QK-NE-4	FNMA Pool CB0388 MBS 2.50% 05/01/51		12/01/2022	Paydown		302,272	302,272	313,571	313,391	0	(11,119)	0	(11,119)	0	302,272	0	0	0	3,209	05/01/2051
3140X4-DF-0	FNMA Pool FM1001 MBS 3.50% 11/01/48		12/01/2022	Paydown		109,946	109,946	113,158	113,112	0	(3,166)	0	(3,166)	0	109,946	0	0	0	1,547	11/01/2048
3140X4-DQ-6	FNMA Pool FM1010 MBS 3.50% 07/01/48		12/01/2022	Paydown		118,529	118,529	122,640	122,519	0	(3,991)	0	(3,991)	0	118,529	0	0	0	1,490	07/01/2048
3140X4-PB-6	FNMA Pool FM1317 MBS 4.00% 10/01/48		12/01/2022	Paydown		189,111	189,111	200,015	199,747	0	(10,635)	0	(10,635)	0	189,111	0	0	0	2,716	10/01/2048
3140X4-TQ-9	FNMA Pool FM1458 MBS 4.50% 04/01/49		12/01/2022	Paydown		326,456	326,456	343,952	343,585	0	(17,128)	0	(17,128)	0	326,456	0	0	0	5,557	04/01/2049
3140X6-JH-5	FNMA Pool FM2963 MBS 3.00% 02/01/50		12/01/2022	Paydown		252,709	252,709	267,832	267,592	0	(14,883)	0	(14,883)	0	252,709	0	0	0	3,110	02/01/2050
3140X8-3G-0	FNMA Pool FM5298 MBS 3.50% 10/01/50		12/01/2022	Paydown		512,415	512,415	542,519	542,056	0	(29,641)	0	(29,641)	0	512,415	0	0	0	5,683	10/01/2050
31412V-AG-3	FNMA Pool 935707 MBS 5.00% 11/01/24		12/01/2022	Paydown		26,152	26,152	27,856	26,711	0	(559)	0	(559)	0	26,152	0	0	0	566	11/01/2024
31414F-K9-1	FNMA Pool 964820 MBS 5.00% 08/01/23		12/01/2022	Paydown		4,926	4,926	4,972	4,927	0	(1)	0	(1)	0	4,926	0	0	0	117	08/01/2023
31416T-2S-7	FNMA Pool AA9784 MBS 5.00% 07/01/24		12/01/2022	Paydown		33,371	33,371	34,653	33,734	0	(364)	0	(364)	0	33,371	0	0	0	914	07/01/2024
31416V-Y6-5	FNMA Pool AB0732 MBS 4.00% 06/01/39		12/01/2022	Paydown		6,487	6,487	6,895	6,867	0	(380)	0	(380)	0	6,487	0	0	0	142	06/01/2039
31417A-QE-2	FNMA Pool AB4052 MBS 4.00% 12/01/41		12/01/2022	Paydown		68,387	68,387	72,907	72,587	0	(4,200)	0	(4,200)	0	68,387	0	0	0	1,226	12/01/2041
31417G-TY-2	FNMA Pool AB9566 MBS 3.00% 06/01/43		12/01/2022	Paydown		252,548	252,548	258,783	258,388	0	(5,840)	0	(5,840)	0	252,548	0	0	0	3,190	06/01/2043
31418B-6G-6	FNMA Pool NA2670 MBS 3.00% 07/01/46		12/01/2022	Paydown		60,823	60,823	60,813	60,811	0	11	0	11	0	60,823	0	0	0	769	07/01/2046
31418C-V2-7	FNMA Pool NA3332 MBS 3.50% 04/01/48		12/01/2022	Paydown		116,692	116,692	116,678	116,667	0	24	0	24	0	116,692	0	0	0	1,497	04/01/2048
31418C-ZJ-6	FNMA Pool NA3444 MBS 4.50% 08/01/48		12/01/2022	Paydown		128,651	128,651	133,586	133,472	0	(4,821)	0	(4,821)	0	128,651	0	0	0	2,137	08/01/2048
31418D-2N-1	FNMA Pool NA4380 MBS 3.00% 07/01/51		12/01/2022	Paydown		374,916	374,916	394,145	393,649	0	(18,733)	0	(18,733)	0	374,916	0	0	0	4,442	07/01/2051
31418D-CB-6	FNMA Pool NA3665 MBS 4.50% 05/01/49		12/01/2022	Paydown		130,638	130,638	136,629	136,545	0	(5,908)	0	(5,908)	0	130,638	0	0	0	2,300	05/01/2049
31418D-YB-2	FNMA Pool NA4305 MBS 2.00% 04/01/51		12/01/2022	Paydown		278,839	278,839	278,577	278,577	0	262	0	262	0	278,839	0	0	0	2,635	04/01/2051
341507-P3-9	FLORIDA ST BRD 0 Rev Bond Non Call 5.00% 07/01/23		09/19/2022	JP Morgan Chase		3,894,768	3,825,000	4,458,267	4,005,341	0	(86,365)	0	(86,365)	0	3,918,976	0	(24,208)	(24,208)	233,750	07/01/2023
35563P-JF-7	FHLMC SCRT-2019-1 MA RMBS 3.50% 07/25/58		12/01/2022	Paydown		175,877	175,877	176,887	176,171	0	(294)	0	(294)	0	175,877	0	0	0	2,731	07/25/2058

ANNUAL STATEMENT FOR THE YEAR 2022 OF THE UnitedHealthcare Plan of the River Valley, Inc.

SCHEDULE D - PART 4

Showing All Long-Term Bonds and Stocks SOLD, REDEEMED or Otherwise DISPOSED OF During Current Year

1	2	3	4	5	6	7	8	9	10	Change In Book/Adjusted Carrying Value					16	17	18	19	20	21
										11	12	13	14	15						
CUSIP Identification	Description	Foreign	Disposal Date	Name of Purchaser	Number of Shares of Stock	Consideration	Par Value	Actual Cost	Prior Year Book/ Adjusted Carrying Value	Unrealized Valuation Increase/ Decrease	Current Year's (Amortization)/ Accretion	Current Year's Other-Than-Temporary Impairment Recognized	Total Change in Book/ Adjusted Carrying Value (11+12-13)	Total Foreign Exchange Change in Book/ Adjusted Carrying Value	Book/ Adjusted Carrying Value at Disposal Date	Foreign Exchange Gain (Loss) on Disposal	Realized Gain (Loss) on Disposal	Total Gain (Loss) on Disposal	Bond Interest/ Stock Dividends Received During Year	Stated Contractual Maturity Date
35563P-KJ-6	FHLMC 2019-1 M5GD RMBS 4.000% 07/25/58 ..		12/01/2022	Paydown		197,924	197,924	202,719	201,022	0	(3,098)	0	(3,098)	0	197,924	0	0	0	3,365	07/25/2058
39081J-AC-2	GREAT LAKES MI W Rev Bond Non Call 5.000%		09/27/2022	National Financial Services Co		2,295,125	2,265,000	2,695,509	2,366,606	0	(50,106)	0	(50,106)	0	2,316,500	0	(21,375)	(21,375)	140,933	07/01/2023
426357-FV-6	HENRY CNTY GA HO Rev Bond Non Call 5.000%		07/01/2022	Maturity		1,005,000	1,005,000	1,178,242	1,017,408	0	(12,408)	0	(12,408)	0	1,005,000	0	0	0	50,250	07/01/2022
45203H-4Q-2	ILLINOIS ST FIN Rev Bond Non Call 5.000%		11/15/2022	Maturity		1,525,000	1,525,000	1,745,668	1,554,269	0	(29,269)	0	(29,269)	0	1,525,000	0	0	0	76,250	11/15/2022
45470R-CS-3	INDIANA ST FIN A Rev Bond Non Call 5.000%		12/01/24	JP Morgan Chase		2,620,300	2,500,000	3,191,925	2,753,926	0	(61,839)	0	(61,839)	0	2,692,087	0	(71,787)	(71,787)	100,694	12/01/2024
796311-CS-5	San Antonio TX Util Rev Bond Cont Call 5.000% 02/01/24		09/29/2022	SunRidge Partners		1,633,954	1,625,000	2,025,563	1,673,988	0	(34,033)	0	(34,033)	0	1,639,955	0	(6,001)	(6,001)	95,243	02/01/2024
88213A-KS-3	TEXAS ST A & M U Rev Bond Non Call 5.000%		05/15/24	National Financial Services Co		2,466,696	2,400,000	2,821,176	2,562,338	0	(50,752)	0	(50,752)	0	2,511,585	0	(44,889)	(44,889)	106,000	05/15/2024
0909999999 Subtotal - Bonds - U.S. Special Revenues						38,698,556	38,402,713	43,473,122	40,043,165	0	(1,176,349)	0	(1,176,349)	0	38,866,816	0	(168,260)	(168,260)	1,374,234	XXX
00287Y-BZ-1	ABBVIE INC Corp Note Call MW 2.600%		09/29/2022	Merrill Lynch		950,270	1,000,000	999,278	999,473	0	134	0	134	0	999,607	0	(49,337)	(49,337)	22,533	11/21/2024
00912X-AN-4	AIR LEASE CORP Corp Note Call MW 4.250%		09/19/2022	Jane Street Execution Services		372,028	378,000	415,569	405,244	0	(7,899)	0	(7,899)	0	397,346	0	(25,318)	(25,318)	16,333	09/15/2024
02007R-AC-3	Ally Auto Receiv ALLYA 2019-3 A3 ABS 1.930% 05/15/24		12/15/2022	Paydown		890,576	890,576	890,551	890,554	0	23	0	23	0	890,576	0	0	0	8,518	05/15/2024
023135-AJ-5	AMAZON.COM INC Corp Note Call MW 2.500%		11/29/2022	Maturity		75,000	75,000	76,201	76,043	0	(1,043)	0	(1,043)	0	75,000	0	0	0	1,875	11/29/2022
025816-CD-9	AMERICAN EXPRESS Corp Note Call 2.750%		05/20/22	Call 100.0000		624,000	624,000	639,736	628,585	0	(4,585)	0	(4,585)	0	624,000	0	0	0	7,102	05/20/2022
025816-CG-2	AMERICAN EXPRESS Corp Note Call 2.500%		07/30/24	Goldman Sachs Asset Managment		1,542,000	1,600,000	1,594,848	1,597,261	0	756	0	756	0	1,598,017	0	(56,017)	(56,017)	45,889	07/30/2024
02665W-DQ-1	AMERICAN HONDA F Corp Note Non Call 0.375% 01/21/22		01/21/2022	Maturity		605,000	605,000	605,000	605,000	0	0	0	0	0	605,000	0	0	0	386	01/21/2022
026874-CY-1	AMER INTL GROUP Corp Note MW 4.125%		02/15/24	Jane Street Execution Services		2,988,690	3,000,000	3,064,590	3,029,203	0	(9,699)	0	(9,699)	0	3,019,505	0	(30,815)	(30,815)	136,125	02/15/2024
03066P-AC-3	AmeriCredit Auto AMCAR 2020-3 A3 ABS 0.530% 06/18/25		09/28/2022	Toronto Dominion Sec		1,445,296	1,466,142	1,465,944	1,466,050	0	50	0	50	0	1,466,099	0	(20,804)	(20,804)	6,087	06/18/2025
03066P-AC-3	AmeriCredit Auto AMCAR 2020-3 A3 ABS 0.530% 06/18/25		09/18/2022	Paydown		933,858	933,858	933,732	933,799	0	59	0	59	0	933,858	0	0	0	2,910	06/18/2025
03073E-AS-4	AMERISOURCEBERGE Corp Note Call MW 0.737%		03/15/23	Call 100.0000		194,000	194,000	194,000	194,000	0	0	0	0	0	194,000	0	0	0	1,228	03/15/2023
035242-AP-1	ABIBB-CALL04/18 Corp Note Call MW 3.650%		02/01/26	Call 107.0540		2,676,350	2,500,000	2,465,725	2,480,277	0	473	0	473	0	2,480,751	0	19,249	19,249	224,003	02/01/2026
037833-AK-6	APPLE INC Corp Note MW 15BP 2.400%		05/03/23	Market Axxess		1,566,693	1,585,000	1,597,870	1,589,709	0	(2,635)	0	(2,635)	0	1,587,074	0	(20,381)	(20,381)	34,870	05/03/2023
04685A-2E-0	ATHENE GLOBAL FU Corp Note Non Call Prv Plc 3.000% 07/01/22		07/01/2022	Maturity		222,000	222,000	228,791	224,710	0	(2,710)	0	(2,710)	0	222,000	0	0	0	6,623	07/01/2022
05348E-AR-0	AVALONBAY COMMUN Corp Note Call 2.850%		03/15/23	MUFG Securities		849,272	855,000	848,331	854,109	0	529	0	529	0	854,638	0	(5,366)	(5,366)	24,774	03/15/2023
05588C-AC-6	BMW Vehicle Ownr BMMOT 20109-A A3 ABS 1.920% 01/25/24		11/25/2022	Paydown		834,685	834,685	834,573	834,656	0	29	0	29	0	834,685	0	0	0	7,196	01/25/2024
05591R-AD-6	BMILLT 2021-1 A4 BMILLT 2021-1 A4 ABS 0.370% 07/25/24		09/28/2022	Merrill Lynch		2,634,186	2,715,000	2,714,892	2,714,927	0	32	0	32	0	2,714,959	0	(80,773)	(80,773)	7,674	07/25/2024
06051G-GK-9	BANK OF AMER CRP Corp Note Call MW 2.881%		04/24/2022	Call 100.0000		327,000	327,000	334,779	329,487	0	(2,487)	0	(2,487)	0	327,000	0	0	0	4,710	04/24/2023
06051G-GQ-6	BANK OF AMER CRP Corp Note Call MW 2.816%		07/21/23	Call 100.0000		51,000	51,000	52,452	51,645	0	(645)	0	(645)	0	51,000	0	0	0	1,436	07/21/2023
06051G-HB-8	BANK OF AMER CRP Corp Note Call 5.302%		02/05/26	RBC Capital Markets		3,234,080	3,280,000	3,296,564	3,292,292	0	(2,576)	0	(2,576)	0	3,289,716	0	(55,636)	(55,636)	49,699	02/05/2026
06051G-HR-3	BANK OF AMER CRP Corp Note Call MW 3.458%		03/15/25	Goldman Sachs		1,512,645	1,550,000	1,567,779	1,558,236	0	(2,622)	0	(2,622)	0	1,555,614	0	(42,969)	(42,969)	54,492	03/15/2025
06051G-JR-1	BANK OF AMER CRP Corp Note Call MW 0.976%		04/22/25	Merrill Lynch		1,834,031	1,960,000	1,966,370	1,964,964	0	(1,540)	0	(1,540)	0	1,963,423	0	(129,393)	(129,393)	17,482	04/22/2025

ANNUAL STATEMENT FOR THE YEAR 2022 OF THE UnitedHealthcare Plan of the River Valley, Inc.

SCHEDULE D - PART 4

Showing All Long-Term Bonds and Stocks SOLD, REDEEMED or Otherwise DISPOSED OF During Current Year

1	2	3	4	5	6	7	8	9	10	Change In Book/Adjusted Carrying Value					16	17	18	19	20	21
										11	12	13	14	15						
CUSIP Identification	Description	Foreign	Disposal Date	Name of Purchaser	Number of Shares of Stock	Consideration	Par Value	Actual Cost	Prior Year Book/ Adjusted Carrying Value	Unrealized Valuation Increase/ Decrease	Current Year's (Amortization)/ Accretion	Current Year's Other-Than-Temporary Impairment Recognized	Total Change in Book/ Adjusted Carrying Value (11+12-13)	Total Foreign Exchange Change in Book/ Adjusted Carrying Value	Book/ Adjusted Carrying Value at Disposal Date	Foreign Exchange Gain (Loss) on Disposal	Realized Gain (Loss) on Disposal	Total Gain (Loss) on Disposal	Bond Interest/ Stock Dividends Received During Year	Stated Contractual Maturity Date
07330N-AT-2	BRANCH BKG & TR Corp Note Call 2.150%		09/21/2022	Goldman Sachs Asset Management		2,657,760	2,800,000	2,795,240	2,797,150	0	691	0	691	0	2,797,840	0	(140,080)	(140,080)	47,993	12/06/2024
09062X-AE-3	BIOGEN INC Corp Note MW 3.625% 09/15/22		07/18/2022	Call 100.2233		358,799	358,000	374,250	365,817	0	(6,029)	0	(6,029)	0	359,787	0	(1,787)	(1,787)	11,722	09/15/2022
12189L-AL-5	BURLINGTON NORTH Corp Note Call MW 20BP 3.050% 09/01/22		06/13/2022	Call 100.0000		605,000	605,000	629,236	611,887	0	(6,887)	0	(6,887)	0	605,000	0	0	0	14,454	09/01/2022
12433Y-AA-5	BX Trust BX 2020-VKG A CMBS Prv Plc 5.248% 10/15/37		09/20/2022	Barclays Group Inc.		1,497,496	1,527,326	1,527,326	1,527,326	0	0	0	0	0	1,527,326	0	(29,831)	(29,831)	22,112	10/15/2037
12433Y-AA-5	BX Trust BX 2020-VKG A CMBS Prv Plc 5.248% 10/15/37		07/15/2022	Paydown		158,651	158,651	158,651	158,651	0	0	0	0	0	158,651	0	0	0	736	10/15/2037
12510F-AB-0	CGG Receivables CCG 2019-2 A2 ABS Prv Plc 2.110% 03/15/27		12/14/2022	Paydown		711,803	711,803	711,731	711,775	0	28	0	28	0	711,803	0	0	0	6,982	03/15/2027
12597P-AC-2	CNH Equipment Tr CNH 2020-A A3 ABS 1.160% 06/16/25		09/28/2022	JP Morgan Chase		351,044	357,823	357,753	357,793	0	10	0	10	0	357,803	0	(6,759)	(6,759)	3,286	06/16/2025
12597P-AC-2	CNH Equipment Tr CNH 2020-A A3 ABS 1.160% 06/16/25		09/15/2022	Paydown		338,523	338,523	338,457	338,495	0	29	0	29	0	338,523	0	0	0	1,068	06/16/2025
14042T-CS-4	CAPITAL ONE BANK Corp Note Call 2.014% 01/27/23		01/27/2022	Call 100.0000		580,000	580,000	587,227	580,617	0	(617)	0	(617)	0	580,000	0	0	0	5,841	01/27/2023
144141-DC-9	DUKE ENERGY PROG Corp Note Call 2.800% 05/15/22		05/15/2022	Maturity		355,000	355,000	366,516	356,067	0	(1,067)	0	(1,067)	0	355,000	0	0	0	4,970	05/15/2022
14913R-2B-2	CATERPILLAR FINL Corp Note MW 0.950% 05/13/22		05/13/2022	Maturity		673,000	673,000	678,209	674,673	0	(1,673)	0	(1,673)	0	673,000	0	0	0	3,197	05/13/2022
165183-BY-9	Chesapeake Fundi CFII 2019-1A A1 ABS Prv Plc 2.940% 04/15/31		11/15/2022	Paydown		704,398	704,398	704,294	704,359	0	39	0	39	0	704,398	0	0	0	8,964	04/15/2031
166756-AF-3	CHEVRON USA INC Corp Note MW 0.333% 08/12/22		08/12/2022	Maturity		288,000	288,000	288,000	288,000	0	0	0	0	0	288,000	0	0	0	959	08/12/2022
171340-AH-5	CHURCH & DWIGHT Corp Note MW 2.875% 10/01/22		10/01/2022	Maturity		137,000	137,000	143,571	139,534	0	(2,534)	0	(2,534)	0	137,000	0	0	0	3,939	10/01/2022
172967-KX-8	CITIGROUP INC Corp Note Call 6.191% 09/01/23		09/01/2022	Call 100.0000		1,175,000	1,175,000	1,201,943	1,179,410	0	(4,410)	0	(4,410)	0	1,175,000	0	0	0	19,607	09/01/2023
172967-LV-1	CITIGROUP INC Corp Note Call MW 3.142% 01/24/23		01/24/2022	Call 100.0000		359,000	359,000	366,618	359,525	0	(525)	0	(525)	0	359,000	0	0	0	5,640	01/24/2023
172967-LZ-2	CITIGROUP INC Corp Note Call MW 4.044% 06/01/24		09/19/2022	Commonwealth Australia Sec		1,497,279	1,505,000	1,557,946	1,523,742	0	(9,454)	0	(9,454)	0	1,514,287	0	(17,008)	(17,008)	49,028	06/01/2024
17325F-AS-7	CITIBANK NA Corp Note Call MW 3.650% 01/23/24		09/19/2022	CitiGroup		1,463,451	1,475,000	1,472,994	1,474,129	0	298	0	298	0	1,474,428	0	(10,977)	(10,977)	62,511	01/23/2024
189054-AT-6	CLOROX CO Corp Note Call MW 3.050% 09/15/22		06/15/2022	Call 100.0000		175,000	175,000	180,647	177,114	0	(2,114)	0	(2,114)	0	175,000	0	0	0	4,003	09/15/2022
20030N-CR-0	COMCAST CORP Corp Note Call MW 3.700% 04/15/24		09/29/2022	Merrill Lynch		885,636	900,000	952,515	925,755	0	(8,647)	0	(8,647)	0	917,107	0	(31,471)	(31,471)	32,190	04/15/2024
20453K-AB-1	COMPASS BANK Corp Note Call 2.875% 06/29/22		05/31/2022	Call 100.0000		400,000	400,000	411,748	404,068	0	(4,068)	0	(4,068)	0	400,000	0	0	0	4,856	06/29/2022
205887-CA-8	CONAGRA BRANDS Corp Note Call MW 4.300% 05/01/24		09/29/2022	Merrill Lynch		1,180,512	1,200,000	1,276,368	1,238,067	0	(12,468)	0	(12,468)	0	1,225,600	0	(45,088)	(45,088)	47,587	05/01/2024
20825C-AZ-7	CONOCOPHILLIPS Corp Note Call MW Prv Plc 2.400% 02/15/31		05/06/2022	Tax Free Exchange		1,804,522	1,805,000	1,803,693	1,804,512	0	11	0	11	0	1,804,522	0	0	0	31,407	02/15/2031
233262-AC-8	DLLAD LLC DLLAD 2021-1A A3 ABS Prv Plc 0.640% 09/21/26		09/20/2022	Wells Fargo		3,068,447	3,315,000	3,314,793	3,314,817	0	46	0	46	0	3,314,862	0	(246,416)	(246,416)	16,030	09/21/2026
233851-DR-2	DAIMLER FINANCE Corp Note MW Prv Plc 3.400% 02/22/22		02/22/2022	Maturity		3,100,000	3,100,000	3,100,651	3,100,034	0	(34)	0	(34)	0	3,100,000	0	0	0	52,700	02/22/2022
24422E-VG-1	JOHN DEERE CAP Corp Note Non Call 0.550% 07/05/22		07/05/2022	Maturity		104,000	104,000	103,978	103,995	0	5	0	5	0	104,000	0	0	0	572	07/05/2022
247030-AC-6	DEFT 2021-1 A3 DEFT 2021-1 A3 ABS Prv Plc 0.430% 05/22/26		09/28/2022	Wells Fargo		2,358,123	2,425,000	2,424,539	2,424,767	0	77	0	77	0	2,424,844	0	(66,721)	(66,721)	8,052	05/22/2026
25466A-AQ-4	DISCOVER BANK Corp Note Call 2.450% 09/12/24		09/19/2022	Goldman Sachs Asset Management		1,471,427	1,545,000	1,544,351	1,544,641	0	93	0	93	0	1,544,734	0	(73,307)	(73,307)	38,799	09/12/2024
254687-FK-7	WALT DISNEY CO Corp Note Call MW 1.750% 08/30/24		09/29/2022	Goldman Sachs Asset Management		605,280	640,000	663,750	656,852	0	(4,892)	0	(4,892)	0	651,960	0	(46,680)	(46,680)	12,227	08/30/2024

ANNUAL STATEMENT FOR THE YEAR 2022 OF THE UnitedHealthcare Plan of the River Valley, Inc.

SCHEDULE D - PART 4

Showing All Long-Term Bonds and Stocks SOLD, REDEEMED or Otherwise DISPOSED OF During Current Year

1	2	3	4	5	6	7	8	9	10	Change In Book/Adjusted Carrying Value					16	17	18	19	20	21
										11	12	13	14	15						
CUSIP Identification	Description	Foreign	Disposal Date	Name of Purchaser	Number of Shares of Stock	Consideration	Par Value	Actual Cost	Prior Year Book/ Adjusted Carrying Value	Unrealized Valuation Increase/ Decrease	Current Year's (Amortization)/ Accretion	Current Year's Other-Than-Temporary Impairment Recognized	Total Change in Book/ Adjusted Carrying Value (11+12-13)	Total Foreign Exchange Change in Book/ Adjusted Carrying Value	Book/ Adjusted Carrying Value at Disposal Date	Foreign Exchange Gain (Loss) on Disposal	Realized Gain (Loss) on Disposal	Total Gain (Loss) on Disposal	Bond Interest/ Stock Dividends Received During Year	Stated Contractual Maturity Date
26441Y-AZ-0	DUKE REALTY Corp Note CALL 3.250% 06/30/26		10/04/2022	Tax Free Exchange		1,245,727	1,276,000	1,214,867	1,240,107	0	5,621	0	5,621	0	1,245,727	0	0	0	31,563	06/30/2026
26442C-AW-4	DUKE ENERGY CAR Corp Note MW 3.350% 05/15/22		05/15/2022	Maturity		282,000	282,000	294,682	285,158	0	(3,158)	0	(3,158)	0	282,000	0	0	0	4,724	05/15/2022
29364W-BF-4	ENTERGY LA LLC Corp Note Call 0.620% 11/17/23		05/23/2022	Call 100.0000		52,000	52,000	51,991	51,994	0	1	0	1	0	51,995	0	5	5	167	11/17/2023
29374A-AB-0	Enterprise Fleet EFF 2019-1 A2 ABS Prv Plc 2.980% 10/22/24		05/20/2022	Paydown		220,195	220,195	220,194	220,184	0	12	0	12	0	220,195	0	0	0	1,464	10/22/2024
29374E-AB-2	EFF 2021-1 A2 EFF 2021-1 A2 ABS Prv Plc 0.440% 12/21/26		09/28/2022	Toronto Dominion Sec		800,400	827,754	827,713	827,728	0	7	0	7	0	827,735	0	(27,335)	(27,335)	2,833	12/21/2026
29374E-AB-2	EFF 2021-1 A2 EFF 2021-1 A2 ABS Prv Plc 0.440% 12/21/26		09/20/2022	Paydown		444,396	444,396	444,373	444,381	0	14	0	14	0	444,396	0	0	0	819	12/21/2026
30040W-AC-2	EVERSOURCE ENERG Corp Note Call MW 2.750% 03/15/22		03/15/2022	Maturity		725,000	725,000	723,985	724,957	0	43	0	43	0	725,000	0	0	0	9,969	03/15/2022
30231G-BB-7	EXXON MOBIL CORP Corp Note MW 1.902% 08/16/22		08/16/2022	Maturity		154,000	154,000	154,000	154,000	0	0	0	0	0	154,000	0	0	0	2,929	08/16/2022
31677Q-BS-7	FIFTH THIRD BANK Corp Note Call 1.800% 01/30/23		09/19/2022	Pershing		1,513,761	1,525,000	1,523,719	1,524,531	0	313	0	313	0	1,524,845	0	(11,084)	(11,084)	31,339	01/30/2023
34533F-AD-3	Ford Credit Auto FORDO 2019-A A3 ABS 2.780% 09/15/23		07/15/2022	Paydown		985,093	985,093	984,927	985,043	0	49	0	49	0	985,093	0	0	0	8,137	09/15/2023
34533Y-AE-0	Ford Credit Auto FORDO 2020-C A4 ABS 0.510% 08/15/26		09/28/2022	Merrill Lynch		1,484,500	1,600,000	1,599,640	1,599,749	0	67	0	67	0	1,599,816	0	(115,316)	(115,316)	6,460	08/15/2026
36262X-AC-8	GM Financial Aut GMAIL 2021-3 A3 ABS 0.390% 10/21/24		09/20/2022	Credit USA		3,189,398	3,300,000	3,299,955	3,299,961	0	11	0	11	0	3,299,972	0	(110,574)	(110,574)	9,724	10/21/2024
369550-AU-2	GENERAL DYNAMICS CORP Corp Note Call MW 12.5BP 2.250% 11/15/22		11/15/2022	Maturity		533,000	533,000	547,588	539,508	0	(6,508)	0	(6,508)	0	533,000	0	0	0	11,993	11/15/2022
39154T-BJ-6	GREAT AMERICA LE GALC 2021-1 A3 ABS Prv Plc 0.340% 08/15/24		09/20/2022	Pershing		1,700,875	1,760,000	1,759,633	1,759,764	0	106	0	106	0	1,759,871	0	(58,996)	(58,996)	4,604	08/15/2024
40054P-GM-1	GOLDMAN SACHS BANK USA Cert of Deposit 0.210% 09/09/22		09/09/2022	Maturity		400,000	400,000	400,000	400,000	0	0	0	0	0	400,000	0	0	0	852	09/09/2022
438516-CC-8	HONEYWELL INTERNATIONAL Corp Note Call MW 0.483% 08/19/22		08/19/2022	Maturity		170,000	170,000	170,043	170,000	0	0	0	0	0	170,000	0	0	0	821	08/19/2022
44644A-AB-3	HUNTINGTON NATL Corp Note Call 2.500% 08/07/22		07/07/2022	Call 100.0000		363,000	363,000	373,295	367,145	0	(4,145)	0	(4,145)	0	363,000	0	0	0	8,319	08/07/2022
44644A-AH-0	HUNTINGTON NATL Corp Note Call MW 3.125% 04/01/22		03/01/2022	Call 100.0000		250,000	250,000	259,088	251,147	0	(1,147)	0	(1,147)	0	250,000	0	0	0	3,255	04/01/2022
44891V-AD-3	Hyundai Auto Lea HALST 2021-B A4 ABS Prv Plc 0.380% 08/15/25		09/28/2022	Toronto Dominion Sec		859,641	900,000	899,878	899,905	0	39	0	39	0	899,944	0	(40,303)	(40,303)	2,708	08/15/2025
454889-AP-1	IND MICH POWER Corp Note Call MW 20BP 3.200% 03/15/23		09/21/2022	Pershing		1,388,360	1,395,000	1,392,754	1,394,690	0	185	0	185	0	1,394,875	0	(6,516)	(6,516)	45,632	03/15/2023
458140-AR-1	INTEL CORP Note Call MW 3.100% 07/29/22 INTEL CORP Corp Note Call MW 2.350%		07/29/2022	Maturity		118,000	118,000	122,093	119,914	0	(1,914)	0	(1,914)	0	118,000	0	0	0	3,658	07/29/2022
458140-BB-5	JPMORGAN CHASE Corp Note Call 3.125% 05/11/22		04/11/2022	Call 100.0000 Goldman Sachs Asset Management		152,000	152,000	157,244	152,814	0	(814)	0	(814)	0	152,000	0	0	0	1,488	05/11/2022
46625H-KC-3	JACKSON FIN INC Corp Note Call MW Prv Plc 3.125% 11/23/31		09/19/2022	Tax Free Exchange		942,307	945,000	942,099	942,126	0	181	0	181	0	942,307	0	0	0	24,527	11/23/2031
48254C-AA-3	KKR Industrial P KIND 2021-KDIP A CMBS Prv Plc 4.868% 12/15/37		09/20/2022	Barclays Group Inc.		593,068	612,101	612,101	612,101	0	0	0	0	0	612,101	0	(19,033)	(19,033)	7,110	12/15/2037
48254C-AA-3	KKR Industrial P KIND 2021-KDIP A CMBS Prv Plc 4.868% 12/15/37		05/15/2022	Paydown		688,706	688,706	688,706	688,706	0	0	0	0	0	688,706	0	0	0	2,373	12/15/2037
49271V-AG-5	KEURIG DR PEPPER Corp Note Call MW 4.057% 05/25/23		04/22/2022	Call 101.9160		781,696	767,000	806,645	781,314	0	(3,293)	0	(3,293)	0	778,020	0	(11,020)	(11,020)	27,402	05/25/2023
539830-BH-1	LOCKHEED MARTIN CORP Corp Note Call MW 3.550% 01/15/26		05/11/2022	Call 101.0342		1,497,326	1,482,000	1,688,843	1,641,525	0	(14,929)	0	(14,929)	0	1,626,595	0	(144,595)	(144,595)	58,584	01/15/2026
55279H-AM-2	MANUF & TRADERS Corp Note Non Call 2.065% 05/18/22		05/18/2022	Maturity		550,000	550,000	553,174	551,195	0	(1,195)	0	(1,195)	0	550,000	0	0	0	2,575	05/18/2022

ANNUAL STATEMENT FOR THE YEAR 2022 OF THE UnitedHealthcare Plan of the River Valley, Inc.

SCHEDULE D - PART 4

Showing All Long-Term Bonds and Stocks SOLD, REDEEMED or Otherwise DISPOSED OF During Current Year

1	2	3	4	5	6	7	8	9	10	Change In Book/Adjusted Carrying Value					16	17	18	19	20	21
										11	12	13	14	15						
CUSIP Identification	Description	Foreign	Disposal Date	Name of Purchaser	Number of Shares of Stock	Consideration	Par Value	Actual Cost	Prior Year Book/ Adjusted Carrying Value	Unrealized Valuation Increase/ Decrease	Current Year's (Amortization)/ Accretion	Current Year's Other-Than-Temporary Impairment Recognized	Total Change in Book/ Adjusted Carrying Value (11+12-13)	Total Foreign Exchange Change in Book/ Adjusted Carrying Value	Book/ Adjusted Carrying Value at Disposal Date	Foreign Exchange Gain (Loss) on Disposal	Realized Gain (Loss) on Disposal	Total Gain (Loss) on Disposal	Bond Interest/ Stock Dividends Received During Year	Stated Contractual Maturity Date
55336V-AQ-3	MPLX LP Corp Note Call MW 3.375% 03/15/23		09/15/2022	Call	100.0000	1,185,000	1,185,000	1,184,182	1,184,805	0	113	0	113	0	1,184,918	0	82	82	39,994	03/15/2023
571748-BF-8	MARSH & MCLENNAN Corp Note Call MW 3.875% 03/15/24		09/19/2022	Various		1,188,683	1,200,000	1,272,720	1,234,966	0	(11,641)	0	(11,641)	0	1,223,325	0	(34,642)	(34,642)	47,275	03/15/2024
57629W-CK-4	MASSMUTUAL GLOBL Corp Note Prv Plc 2.250% 07/01/22		07/01/2022	Maturity		400,000	400,000	410,148	404,019	0	(4,019)	0	(4,019)	0	400,000	0	0	0	9,000	07/01/2022
57629W-CR-9	MASSMUTUAL GLOBL Corp Note Non Call Prv Plc 0.376% 01/07/22		01/07/2022	Maturity		790,000	790,000	790,521	790,008	0	(8)	0	(8)	0	790,000	0	0	0	553	01/07/2022
58770F-AC-6	Mercedes-Benz Au MBALT 2020-A A3 ABS 1.840% 12/15/22		04/15/2022	Paydown		1,081,700	1,081,700	1,081,557	1,081,655	0	45	0	45	0	1,081,700	0	0	0	4,273	12/15/2022
59217G-CT-4	MET LIFE GLOB Corp Note Non Call Prv Plc 3.600% 01/11/24		09/21/2022	US Bank		2,966,640	3,000,000	3,053,460	3,023,425	0	(8,252)	0	(8,252)	0	3,015,173	0	(48,533)	(48,533)	129,600	01/11/2024
617446-BW-2	MORGAN STANLEY Corp Note Call MW 0.529% 01/25/24		09/19/2022	CitiGroup		3,254,896	3,305,000	3,308,239	3,306,748	0	(1,186)	0	(1,186)	0	3,305,563	0	(50,667)	(50,667)	20,203	01/25/2024
61744Y-AG-3	MORGAN STANLEY Corp Note Call MW 5.770% 05/08/24		09/19/2022	Morgan Stanley		1,132,167	1,130,000	1,148,556	1,135,278	0	(2,669)	0	(2,669)	0	1,132,609	0	(442)	(442)	21,384	05/08/2024
61744Y-AH-1	MORGAN STANLEY Corp Note Non Call 2.750% 05/19/22		05/19/2022	Maturity		803,000	803,000	835,546	809,874	0	(6,874)	0	(6,874)	0	803,000	0	0	0	11,041	05/19/2022
64952W-CR-2	NEW YORK LIFE GL Corp Note Non Call Prv Plc 2.208% 06/10/22		06/10/2022	Maturity		236,000	236,000	237,322	236,530	0	(530)	0	(530)	0	236,000	0	0	0	1,163	06/10/2022
64952W-DK-6	NEW YORK LIFE GL Corp Note Non Call Prv Plc 0.535% 01/21/22		01/21/2022	Maturity		390,000	390,000	390,000	390,000	0	0	0	0	0	390,000	0	0	0	408	01/21/2022
64952W-DR-1	NEW YORK LIFE GL Corp Note Non Call Prv Plc 0.400% 09/20/22		09/20/2022	Maturity		705,000	705,000	704,866	704,956	0	44	0	44	0	705,000	0	0	0	2,820	09/20/2022
64952W-DZ-3	NEW YORK LIFE GL Corp Note Non Call PRV PLC 4.520% 02/02/23		09/21/2022	Wachovia Bank		2,678,794	2,680,000	2,680,000	2,680,000	0	0	0	0	0	2,680,000	0	(1,206)	(1,206)	23,060	02/02/2023
68235P-AJ-7	ONE GAS INC Corp Note Call 0.850% 03/11/23		12/19/2022	Call	100.0000	362,000	362,000	361,891	361,935	0	43	0	43	0	361,978	0	22	22	3,382	03/11/2023
693475-AP-0	PNC FINANCIAL Corp Note Call 3.900% 04/29/24		09/21/2022	Morgan Stanley		1,487,280	1,500,000	1,554,165	1,514,974	0	(4,715)	0	(4,715)	0	1,510,259	0	(22,979)	(22,979)	52,650	04/29/2024
69351U-AQ-6	PPL ELECTRIC UTI Corp Note Call MW 2.500% 09/01/22		09/01/2022	Maturity		239,000	239,000	243,328	241,291	0	(2,291)	0	(2,291)	0	239,000	0	0	0	5,975	09/01/2022
69351U-AY-9	PPL ELECTRIC UTI Corp Note Call 4.630% 06/24/24		09/21/2022	Mizuho Investor Sec Co		979,892	990,000	990,000	990,000	0	0	0	0	0	990,000	0	(10,108)	(10,108)	9,079	06/24/2024
718549-AF-5	PHILLIPS 66 PTMR Corp Note Call 3.750% 03/01/28		05/03/2022	Tax Free Exchange		965,918	970,000	963,421	965,710	0	208	0	208	0	965,918	0	0	0	24,452	03/01/2028
737415-AL-3	POST APT HOMES Corp Note Call MW 25BP 3.375% 12/01/22		09/01/2022	Call	100.0000	900,000	900,000	899,748	899,975	0	18	0	18	0	899,993	0	7	7	22,781	12/01/2022
74256L-EJ-4	PRINCIPAL LFE II Corp Note Non Call Prv Plc 0.500% 01/08/24		09/21/2022	Stifel Nicolaus & Co.		2,321,694	2,450,000	2,448,065	2,448,730	0	457	0	457	0	2,449,187	0	(127,493)	(127,493)	14,802	01/08/2024
74368C-BD-5	PROTECTIVE LIFE Corp Note Non Call Prv Plc 0.327% 12/09/22		12/09/2022	Maturity		568,000	568,000	568,000	568,000	0	0	0	0	0	568,000	0	0	0	1,857	12/09/2022
80287E-AD-7	Santander Drive SDART 2021-3 B ABS 0.600% 12/15/25		09/20/2022	Toronto Dominion Sec		3,259,556	3,305,000	3,304,405	3,304,532	0	337	0	337	0	3,304,870	0	(45,313)	(45,313)	15,203	12/15/2025
857477-AZ-6	STATE STREET CRP Corp Note Call 2.653% 05/15/23		05/15/2022	Call	100.0000	586,000	586,000	600,215	591,096	0	(5,096)	0	(5,096)	0	586,000	0	0	0	7,773	05/15/2023
857477-BL-6	STATE STREET CRP Corp Note Call 2.825% 03/30/23		03/30/2022	Call	100.0000	149,000	149,000	150,216	149,863	0	(863)	0	(863)	0	149,000	0	0	0	2,105	03/30/2023
87264A-CP-8	T-MOBILE USA INC Corp Note Call MW Prv Plc 2.700% 03/15/32		06/29/2022	Tax Free Exchange		1,641,938	1,630,000	1,642,453	1,642,416	0	(478)	0	(478)	0	1,641,938	0	0	0	24,817	03/15/2032
89239C-AC-3	Toyota Lease Own TLOT 2021-B A3 ABS Prv Plc 0.420% 10/21/24		09/28/2022	Merrill Lynch		1,275,157	1,325,000	1,324,982	1,324,984	0	6	0	6	0	1,324,990	0	(49,832)	(49,832)	4,328	10/21/2024
90331H-PD-9	US BANK NA OHIO Corp Note Call 1.945% 05/23/22		04/22/2022	Call	100.0000	320,000	320,000	321,726	320,391	0	(391)	0	(391)	0	320,000	0	0	0	960	05/23/2022
90331H-PG-2	US BANK NA OHIO Corp Note Call 5.123% 12/09/22		12/09/2022	Maturity		652,000	652,000	655,920	653,770	0	(1,770)	0	(1,770)	0	652,000	0	0	0	12,119	12/09/2022
928668-BC-5	VOLKSWAGEN GRP Corp Note MW Prv Plc 2.900% 05/13/22		05/13/2022	Maturity		360,000	360,000	372,074	362,972	0	(2,972)	0	(2,972)	0	360,000	0	0	0	5,220	05/13/2022

ANNUAL STATEMENT FOR THE YEAR 2022 OF THE UnitedHealthcare Plan of the River Valley, Inc.

SCHEDULE D - PART 4

Showing All Long-Term Bonds and Stocks SOLD, REDEEMED or Otherwise DISPOSED OF During Current Year

1	2	3	4	5	6	7	8	9	10	Change In Book/Adjusted Carrying Value					16	17	18	19	20	21	
										11	12	13	14	15							
CUSIP Identification	Description	Foreign	Disposal Date	Name of Purchaser	Number of Shares of Stock	Consideration	Par Value	Actual Cost	Prior Year Book/ Adjusted Carrying Value	Unrealized Valuation Increase/ Decrease	Current Year's (Amortization)/ Accretion	Current Year's Other-Than-Temporary Impairment Recognized	Total Change in Book/ Adjusted Carrying Value (11+12-13)	Total Foreign Exchange Change in Book/ Adjusted Carrying Value	Book/ Adjusted Carrying Value at Disposal Date	Foreign Exchange Gain (Loss) on Disposal	Realized Gain (Loss) on Disposal	Total Gain (Loss) on Disposal	Bond Interest/ Stock Dividends Received During Year	Stated Contractual Maturity Date	
94974B-FC-9	WELLS FARGO CO Corp Note Non Call 3.500% 03/08/22		03/08/2022	Maturity		1,845,000	1,845,000	1,886,236	1,847,642	0	(2,642)	0	(2,642)	0	1,845,000	0	0	0	32,288	03/08/2022	
98162V-AD-1	World Omni Auto WORAT 2019-B A3 ABS 2.590% 07/15/24		11/15/2022	Paydown		988,822	988,822	988,798	988,797	0	25	0	25	0	988,822	0	0	0	11,412	07/15/2024	
98164E-AC-9	WOART 2021-A C WOART 2021-A A3 ABS 0.300% 01/15/26		09/20/2022	Toronto Dominion Sec		2,256,626	2,328,106	2,327,948	2,328,006	0	42	0	42	0	2,328,048	0	(71,422)	(71,422)	5,374	01/15/2026	
98164E-AC-9	WOART 2021-A C WOART 2021-A A3 ABS 0.300% 01/15/26		09/15/2022	Paydown		276,894	276,894	276,875	276,882	0	12	0	12	0	276,894	0	0	0	591	01/15/2026	
064159-MK-9	BANK NOVA SCOTIA Corp Note Non Call 3.400% 02/11/24	A	09/21/2022	Jane Street Execution Services		1,812,161	1,840,000	1,871,740	1,854,348	0	(4,849)	0	(4,849)	0	1,849,500	0	(37,339)	(37,339)	69,859	02/11/2024	
31429K-AE-3	CAISS DESJARDINS Corp Note Non Call Prv Plc 0.700% 05/21/24	A	09/19/2022	Deutsche Bank		1,596,918	1,710,000	1,709,692	1,709,755	0	74	0	74	0	1,709,828	0	(112,911)	(112,911)	9,975	05/21/2024	
78013X-ZU-5	ROYAL BK CANADA Corp Note Non Call 2.550% 07/16/24	A	09/21/2022	Toronto Dominion Sec		1,880,502	1,950,000	1,946,646	1,948,242	0	493	0	493	0	1,948,735	0	(68,233)	(68,233)	58,979	07/16/2024	
89114Q-CA-4	TORONTO DOM BANK Corp Note Non Call 2.650% 06/12/24	A	09/21/2022	Goldman Sachs		1,546,624	1,600,000	1,613,872	1,607,192	0	(2,094)	0	(2,094)	0	1,605,098	0	(58,474)	(58,474)	33,096	06/12/2024	
89114T-ZA-3	TORONTO DOM BANK Corp Note MW 0.300% 06/02/23	A	09/21/2022	JP Morgan Chase		1,902,469	1,955,000	1,953,944	1,954,250	0	384	0	384	0	1,954,634	0	(52,165)	(52,165)	4,741	06/02/2023	
05565Q-CP-1	BP CAPITAL PLC Corp Note MW 3.814% 02/10/24	D	06/30/2022	Call 100.8431		1,210,117	1,200,000	1,214,976	1,206,017	0	(1,374)	0	(1,374)	0	1,204,643	0	(4,643)	(4,643)	50,799	02/10/2024	
05971K-AD-1	BANCO SANTANDER Corp Note Non Call 2.706% 06/27/24	D	09/19/2022	Deutsche Bank		1,345,358	1,400,000	1,400,000	1,400,000	0	0	0	0	0	1,400,000	0	(54,642)	(54,642)	27,782	06/27/2024	
22550U-AB-7	CRED SUIS NY Corp Note Non Call 4.690% 02/02/24	D	09/19/2022	CitiGroup		1,683,766	1,715,000	1,715,000	1,715,000	0	0	0	0	0	1,715,000	0	(31,234)	(31,234)	17,133	02/02/2024	
404280-BJ-7	HSBC HOLDINGS Corp Note Call 3.262% 03/13/23	D	03/13/2022	Call 100.0000		1,110,000	1,110,000	1,110,000	1,110,000	0	0	0	0	0	1,110,000	0	0	0	18,104	03/13/2023	
456837-AP-8	JNG GROEP NV Corp Note Non Call 3.550% 04/09/24	D	09/19/2022	Goldman Sachs Asset Managment		1,226,100	1,250,000	1,248,125	1,249,108	0	275	0	275	0	1,249,383	0	(23,283)	(23,283)	42,156	04/09/2024	
539439-AP-4	LLOYDS BK GR PLC Corp Note Call 2.907% 11/07/23	D	09/19/2022	Market Axxess		483,642	485,000	485,000	485,000	0	0	0	0	0	485,000	0	(1,356)	(1,356)	12,297	11/07/2023	
53944Y-AC-7	LLOYDS BK GR PLC Corp Note Non Call 3.000% 01/11/22	D	01/11/2022	Maturity		1,065,000	1,065,000	1,061,368	1,064,979	0	21	0	21	0	1,065,000	0	0	0	15,975	01/11/2022	
68784Y-AD-6	OSCAR US Funding OSCAR 2019-1A A3 ABS Prv Plc 3.180% 05/10/23	D	04/10/2022	Paydown		744,279	744,279	744,262	744,262	0	17	0	17	0	744,279	0	0	0	4,669	05/10/2023	
1109999999	Subtotal - Bonds - Industrial and Miscellaneous (Unaffiliated)					134,445,915	136,625,831	137,646,661	137,096,546	0	(188,638)	0	(188,638)	0	136,907,905	0	(2,679,280)	(2,679,280)	2,493,189	XXX	
2509999997	Total - Bonds - Part 4					217,625,830	219,483,544	226,860,114	222,171,470	0	(1,593,092)	0	(1,593,092)	0	220,578,376	0	(3,169,837)	(3,169,837)	4,540,208	XXX	
2509999998	Total - Bonds - Part 5					789,978	789,978	786,547	0	0	4,722	0	4,722	0	791,267	0	(1,289)	(1,289)	18,207	XXX	
2509999999	Total - Bonds					218,415,808	220,273,522	227,646,661	222,171,470	0	(1,588,370)	0	(1,588,370)	0	221,369,643	0	(3,171,126)	(3,171,126)	4,558,415	XXX	
4509999997	Total - Preferred Stocks - Part 4					0	XXX	0	0	0	0	0	0	0	0	0	0	0	0	0	XXX
4509999998	Total - Preferred Stocks - Part 5					0	XXX	0	0	0	0	0	0	0	0	0	0	0	0	0	XXX
4509999999	Total - Preferred Stocks					0	XXX	0	0	0	0	0	0	0	0	0	0	0	0	0	XXX
5989999997	Total - Common Stocks - Part 4					0	XXX	0	0	0	0	0	0	0	0	0	0	0	0	0	XXX
5989999998	Total - Common Stocks - Part 5					0	XXX	0	0	0	0	0	0	0	0	0	0	0	0	0	XXX
5989999999	Total - Common Stocks					0	XXX	0	0	0	0	0	0	0	0	0	0	0	0	0	XXX
5999999999	Total - Preferred and Common Stocks					0	XXX	0	0	0	0	0	0	0	0	0	0	0	0	0	XXX
6009999999	Totals					218,415,808	XXX	227,646,661	222,171,470	0	(1,588,370)	0	(1,588,370)	0	221,369,643	0	(3,171,126)	(3,171,126)	4,558,415	XXX	

ANNUAL STATEMENT FOR THE YEAR 2022 OF THE UnitedHealthcare Plan of the River Valley, Inc.

SCHEDULE D - PART 5

Showing All Long-Term Bonds and Stocks ACQUIRED During Year and Fully DISPOSED OF During Current Year

1	2	3	4	5	6	7	8	9	10	11	Change in Book/Adjusted Carrying Value					17	18	19	20	21	
											12	13	14	15	16						
CUSIP Identification	Description	Foreign	Date Acquired	Name of Vendor	Disposal Date	Name of Purchaser	Par Value (Bonds) or Number of Shares (Stock)	Actual Cost	Consideration	Book/ Adjusted Carrying Value at Disposal	Unrealized Valuation Increase/ (Decrease)	Current Year's (Amortization)/ Accretion	Current Year's Other-Than-Temporary Impairment Recognized	Total Change in Book/ Adjusted Carrying Valu (12 + 13 - 14)	Total Foreign Exchange Change in Book/ Adjusted Carrying Value	Foreign Exchange Gain (Loss) on Disposal	Realized Gain (Loss) on Disposal	Total Gain (Loss) on Disposal	Interest and Dividends Received During Year	Paid for Accrued Interest and Dividends	
3132DN-2F-9	FHLMC Pool SD1674 MBS 4.500% 10/01/52		09/26/2022	Pierpont Securities LLC	12/01/2022	Paydown	9,757	9,311	9,757	9,757	0	447	0	447	0	0	0	0	54	15	
3132DN-YW-7	FHLMC Pool SD1625 MBS 5.000% 09/01/52		09/27/2022	JP Morgan Chase	12/01/2022	Paydown	40,317	39,373	40,317	40,317	0	945	0	945	0	0	0	0	255	67	
3133BJ-NU-2	FHLMC Pool QE8503 MBS 5.000% 08/01/52		09/26/2022	Toronto Dominion Sec	12/01/2022	Paydown	5,772	5,598	5,772	5,772	0	174	0	174	0	0	0	0	36	10	
3140MF-BM-8	FNMA Pool BIW0043 MBS 5.000% 07/01/52		09/26/2022	Toronto Dominion Sec	12/01/2022	Paydown	45,594	44,219	45,594	45,594	0	1,375	0	1,375	0	0	0	0	210	76	
3140XJ-D9-1	FNMA Pool FS2827 MBS 4.000% 09/01/52		09/08/2022	Pierpont Securities LLC	12/01/2022	Paydown	16,268	15,859	16,268	16,268	0	409	0	409	0	0	0	0	109	24	
3140XJ-J4-6	FNMA Pool FS2982 MBS 5.000% 09/01/52		09/29/2022	Southwest Securities	12/01/2022	Paydown	14,133	13,910	14,133	14,133	0	223	0	223	0	0	0	0	88	24	
3140XJ-KH-5	FNMA Pool FS2995 MBS 5.500% 10/01/52		10/05/2022	Southwest Securities	12/01/2022	Paydown	13,887	14,033	13,887	13,887	0	(145)	0	(145)	0	0	0	0	94	25	
31418D-N7-3	FNMA Pool MA4013 MBS 2.500% 05/01/35		05/17/2022	Pierpont Securities LLC	12/01/2022	Paydown	244,250	235,796	244,250	244,250	0	8,453	0	8,453	0	0	0	0	1,631	254	
0909999999. Subtotal - Bonds - U.S. Special Revenues							389,978	378,099	389,978	389,978	0	11,881	0	11,881	0	0	0	0	2,477	495	
571748-BA-9	MARSH & MCLENNAN Corp Note Call MW 3.300% 03/14/23		02/07/2022	Jane Street Execution Services	11/23/2022	Call	100,000	408,448	400,000	401,289	0	(7,159)	0	(7,159)	0	0	(1,289)	(1,289)	15,730	5,317	
1109999999. Subtotal - Bonds - Industrial and Miscellaneous (Unaffiliated)							400,000	408,448	400,000	401,289	0	(7,159)	0	(7,159)	0	0	(1,289)	(1,289)	15,730	5,317	
2509999998. Total - Bonds							789,978	786,547	789,978	791,267	0	4,722	0	4,722	0	0	(1,289)	(1,289)	18,207	5,812	
4509999998. Total - Preferred Stocks							0	0	0	0	0	0	0	0	0	0	0	0	0	0	0
5989999998. Total - Common Stocks							0	0	0	0	0	0	0	0	0	0	0	0	0	0	0
5999999999. Total - Preferred and Common Stocks							0	0	0	0	0	0	0	0	0	0	0	0	0	0	0
6009999999 - Totals							786,547	789,978	791,267	791,267	0	4,722	0	4,722	0	0	(1,289)	(1,289)	18,207	5,812	

E15

Schedule D-Part 6-Section 1-Valuation of Shares of Subsidiary, Controlled or Affiliated Companies

N O N E

Schedule D - Part 6 - Section 2

N O N E

ANNUAL STATEMENT FOR THE YEAR 2022 OF THE UnitedHealthcare Plan of the River Valley, Inc.

SCHEDULE DA - PART 1

Showing All SHORT-TERM INVESTMENTS Owned December 31 of Current Year

1	Codes		4	5	6	7	Change in Book/Adjusted Carrying Value				12	13	Interest					20	
	2	3					8	9	10	11			14	15	16	17	18		19
Description	Code	For- eign	Date Acquired	Name of Vendor	Maturity Date	Book/ Adjusted Carrying Value	Unrealized Valuation Increase/ (Decrease)	Current Year's (Amor- tization)/ Accretion	Current Year's Other- Than- Temporary Impairment Recognized	Total Foreign Exchange Change in Book/ Adjusted Carrying Value	Par Value	Actual Cost	Amount Due and Accrued Dec. 31 of Current Year on Bond Not in Default	Non- Admitted Due and Accrued	Rate of	Effective Rate of	When Paid	Amount Received During Year	Paid for Accrued Interest
US Treasury Bill			12/15/2022	Harris Nesbitt Corp	06/15/2023	4,700,659	0	9,633	0	0	4,800,000	4,691,026	0	0	0.000	4.685	JD	0	0
US Treasury Bill			08/31/2022	Harris Nesbitt Corp	08/10/2023	5,925,359	0	67,570	0	0	6,050,000	5,857,789	0	0	3.335	3.464	MAT	0	0
US Treasury Bill			10/07/2022	Harris Nesbitt Corp	04/06/2023	4,749,500	0	42,743	0	0	4,800,000	4,706,756	0	0	3.951	4.085	MAT	0	0
US Treasury Bill			10/14/2022	Harris Nesbitt Corp	04/13/2023	4,742,812	0	41,733	0	0	4,800,000	4,701,079	0	0	4.168	4.315	MAT	0	0
US Treasury Bill			12/29/2022	Harris Nesbitt Corp	06/29/2023	3,518,427	0	891	0	0	3,600,000	3,517,536	0	0	4.556	4.728	MAT	0	0
US Treasury Note			08/01/2022	Harris Nesbitt Corp	01/31/2023	4,698,033	0	9,967	0	0	4,700,000	4,688,066	46,713	0	2.375	2.895	JJ	0	607
US Treasury Note			05/19/2022	Nomura Securities	03/31/2023	2,302,893	0	(7,259)	0	0	2,300,000	2,310,152	14,691	0	2.500	1.980	MS	28,750	7,855
US Treasury Note			06/06/2022	RBS Securities	05/31/2023	4,659,014	0	(11,693)	0	0	4,650,000	4,670,707	11,304	0	2.750	2.296	MN	63,938	2,446
US Treasury Note			06/30/2022	Various	01/31/2023	4,648,475	0	9,486	0	0	4,650,000	4,638,988	34,054	0	1.750	2.157	JJ	40,688	29,160
US Treasury Note			09/30/2022	DAIWA CAPITAL MARKETS	03/31/2023	2,336,892	0	13,697	0	0	2,350,000	2,323,195	9,006	0	1.500	3.835	MS	0	0
US Treasury Note			08/15/2022	Nomura Securities	07/31/2023	2,373,653	0	16,778	0	0	2,400,000	2,356,875	12,554	0	1.250	3.172	JJ	0	1,304
US Treasury Note			05/19/2022	Deutsche Bank	05/15/2023	2,396,960	0	5,023	0	0	2,400,000	2,391,938	5,453	0	1.750	2.096	MN	21,000	571
US Treasury Note			05/31/2022	Harris Nesbitt Corp	01/15/2023	4,699,642	0	5,517	0	0	4,700,000	4,694,125	32,568	0	1.500	1.702	JJ	35,250	26,681
US Treasury Note			05/31/2022	Wells Fargo	05/15/2023	4,765,052	0	54,677	0	0	4,800,000	4,710,375	779	0	0.125	2.113	MN	3,000	277
US Treasury Note			06/02/2022	Morgan Stanley	05/31/2023	4,759,394	0	56,894	0	0	4,800,000	4,702,500	530	0	0.125	2.207	MN	3,000	49
0019999999. Subtotal - Bonds - U.S. Governments - Issuer Obligations						61,276,765	0	315,657	0	0	61,800,000	60,961,107	167,652	0	XXX	XXX	XXX	195,626	68,950
0109999999. Total - U.S. Government Bonds						61,276,765	0	315,657	0	0	61,800,000	60,961,107	167,652	0	XXX	XXX	XXX	195,626	68,950
0309999999. Total - All Other Government Bonds						0	0	0	0	0	0	0	0	0	XXX	XXX	XXX	0	0
0509999999. Total - U.S. States, Territories and Possessions Bonds						0	0	0	0	0	0	0	0	0	XXX	XXX	XXX	0	0
0709999999. Total - U.S. Political Subdivisions Bonds						0	0	0	0	0	0	0	0	0	XXX	XXX	XXX	0	0
FHLB Corp Note Non Call			11/22/2022	Wells Fargo	11/22/2023	2,399,347	0	78	0	0	2,400,000	2,399,269	12,413	0	4.900	4.932	MN	0	0
FFC Note Non Call			11/21/2022	Various	09/25/2023	3,869,736	0	0	0	0	3,870,000	3,869,736	18,866	0	4.875	4.889	MS	0	0
FNMA Corp Note Non Call			12/07/2022	Wells Fargo	11/27/2023	2,399,861	0	7,254	0	0	2,500,000	2,392,607	590	0	0.250	4.839	MN	0	191
FHLMC Corp Note Non Call			12/12/2022	Wells Fargo	11/06/2023	4,811,878	0	13,039	0	0	5,000,000	4,798,839	1,910	0	0.250	4.851	MN	0	1,198
0819999999. Subtotal - Bonds - U.S. Special Revenues - Issuer Obligations						13,480,822	0	20,371	0	0	13,770,000	13,460,451	33,779	0	XXX	XXX	XXX	0	1,389
0909999999. Total - U.S. Special Revenues Bonds						13,480,822	0	20,371	0	0	13,770,000	13,460,451	33,779	0	XXX	XXX	XXX	0	1,389
ACE INA HOLDINGS Corp Note MW 10 BP			05/16/2022	Toronto Dominion Sec	03/13/2023	1,220,849	0	(2,664)	0	0	1,220,000	1,223,514	9,882	0	2.700	2.341	MS	16,470	5,948
APPLE INC Corp Note MW 15BP			05/10/2022	Market Axess	05/03/2023	5,848,540	0	(6,629)	0	0	5,845,000	5,855,169	22,601	0	2.400	2.218	MN	70,140	3,507
BB&T CORPORATION Corp Note Call			05/11/2022	Goldman Sachs	03/16/2023	632,862	0	438	0	0	633,000	632,424	4,062	0	2.200	2.308	MS	6,963	2,205
BMW US CAP LLC Corp Note Call Prv Plc			05/05/2022	Morgan Stanley	03/12/2023	263,522	0	(1,753)	0	0	263,000	265,275	1,991	0	3.450	2.398	AO	4,537	681
BMW US CAP LLC Corp Note Call MW PRV PLC			05/05/2022	Various	04/06/2023	1,858,854	0	(14,381)	0	0	1,853,000	1,873,235	16,626	0	3.800	2.574	AO	35,207	6,455
BANK OF AMER CRP Corp Note Non Call			05/05/2022	Goldman Sachs	01/11/2023	1,872,560	0	(13,218)	0	0	1,872,000	1,885,778	29,172	0	3.300	2.188	JJ	30,888	20,249
BANK OF NY MELLO Corp Note Call			05/16/2022	Merrill Lynch	01/29/2023	644,000	0	(3,587)	0	0	644,000	647,587	8,021	0	2.950	2.031	JJ	9,499	5,752
BANK OF NY MELLO Corp Note Non Call			05/16/2022	RBC Capital Markets	04/28/2023	1,606,871	0	(13,209)	0	0	1,600,000	1,620,080	9,800	0	3.500	2.150	AO	28,000	3,111
BERKSHIRE HATHAWY Corp Note Call MW			09/07/2022	Jefferies and Company	03/15/2023	1,165,991	0	3,142	0	0	1,168,000	1,162,849	9,458	0	2.750	3.618	MS	16,060	15,525
BROWN-FORMAN Corp Note Call MW			06/07/2022	US Bank	01/15/2023	2,207,000	0	(1,126)	0	0	2,207,000	2,208,126	22,898	0	2.250	2.072	JJ	24,829	19,863
CAPITAL ONE FINL Corp Note Call			05/05/2022	Goldman Sachs	01/30/2023	1,570,000	0	(7,724)	0	0	1,570,000	1,577,724	21,073	0	3.200	2.421	JJ	25,120	13,816
CHEVRON PHILLIPS Note Call Prv Plc			05/05/2022	CitiGroup	05/01/2023	2,333,454	0	(8,588)	0	0	2,329,000	2,342,042	12,810	0	3.300	2.715	MN	38,429	1,708
Citi Group Disc Comm Paper			05/09/2022	CitiGroup	05/05/2023	1,981,263	0	35,212	0	0	2,000,000	1,946,051	0	0	2.690	2.784	MAT	0	0
CITIZENS BANK NA Corp Note Call MW			11/17/2022	Various	03/29/2023	992,188	0	(2,740)	0	0	992,000	994,928	9,380	0	3.700	3.607	MS	11,877	4,510
CONSUMERS ENERGY Corp Note Call MW			06/28/2022	Cantor Fitzgerald	06/01/2023	905,788	0	892,320	0	0	917,000	892,320	267	0	0.350	3.347	JD	1,605	259
Enbridge Inc. Disc Comm Paper			01/20/2022	CitiGroup	01/19/2023	363,807	0	3,661	0	0	364,000	360,146	0	0	1.050	1.073	MAT	0	0
Enbridge Inc. Disc Comm Paper			08/03/2022	Wells Fargo	02/06/2023	1,394,741	0	20,929	0	0	1,400,000	1,373,812	0	0	3.700	3.823	MAT	0	0
EXXON MOBIL CORP Corp Note Call MW			05/11/2022	Goldman Sachs	01/01/2023	1,723,000	0	(8,098)	0	0	1,723,000	1,731,098	15,656	0	2.726	1.958	MS	23,484	9,394
EXXON MOBIL CORP Corp Note MW			05/10/2022	Market Axess	04/15/2023	2,407,356	0	10,334	0	0	2,412,000	2,397,021	8,000	0	1.571	2.253	AO	18,946	2,842
GENERAL DYNAMICS CORP Corp Note Call MW			06/01/2022	Cantor Fitzgerald	04/15/2023	1,357,559	0	(7,295)	0	0	1,354,000	1,364,854	5,839	0	3.375	2.420	MN	22,849	2,285
GOLDMAN SACHS GP Corp Note Call			05/05/2022	Goldman Sachs	01/23/2023	1,421,659	0	(7,029)	0	0	1,421,000	1,428,688	16,168	0	3.200	2.421	FA	22,736	9,600
HENKEL OF AMERICA INC Disc Comm Paper			09/12/2022	CitiGroup	09/07/2023	418,589	0	5,340	0	0	431,000	413,249	0	0	4.130	4.321	MAT	0	0
HENKEL OF AMERICA INC Disc Comm Paper			09/09/2022	CitiGroup	09/07/2023	928,469	0	11,951	0	0	956,000	916,517	0	0	4.130	4.322	MAT	0	0

E17

ANNUAL STATEMENT FOR THE YEAR 2022 OF THE UnitedHealthcare Plan of the River Valley, Inc.

SCHEDULE DA - PART 1

Showing All SHORT-TERM INVESTMENTS Owned December 31 of Current Year

1	Codes		4	5	6	7	Change in Book/Adjusted Carrying Value				12	13	Interest					20	
	2	3					8	9	10	11			14	15	16	17	18		19
Description	Code	For- eign	Date Acquired	Name of Vendor	Maturity Date	Book/ Adjusted Carrying Value	Unrealized Valuation Increase/ (Decrease)	Current Year's (Amor- tization)/ Accretion	Current Year's Other- Than- Temporary Impairment Recognized	Total Foreign Exchange Change in Book/ Adjusted Carrying Value	Par Value	Actual Cost	Amount Due and Accrued Dec. 31 of Current Year on Bond Not in Default	Non- Admitted Due and Accrued	Rate of	Effective Rate of	When Paid	Amount Received During Year	Paid for Accrued Interest
HYUNDAI CAP AMER Corp Note MW Prv Plc			05/05/2022	Merrill Lynch	04/06/2023	513,310	0	(8,119)	0	0	510,000	521,429	6,924	0	5.750	3.223	AO	14,663	2,688
Johnson & Johnson Disc Comm Paper			12/08/2022	CitiGroup	07/05/2023	2,154,554	0	6,867	0	0	2,210,000	2,147,688	0	0	4.880	5.076	MAT	0	0
KEY BANK NA Note			06/02/2022	Toronto Dominion Sec	03/07/2023	2,303,613	0	(11,429)	0	0	2,300,000	2,315,042	24,581	0	3.375	2.489	MS	38,813	19,191
LOEWS CORP Corp Note Call MW 15BP			06/02/2022	Various	02/15/2023	2,339,617	0	(2,785)	0	0	2,339,000	2,342,402	7,845	0	2.625	2.415	MN	30,699	3,217
MetLife Short Term Fdg Disc Comm Paper			08/04/2022	Goldman Sachs	03/17/2023	992,796	0	14,076	0	0	1,000,000	978,720	0	0	3.420	3.531	MAT	0	0
MORGAN STANLEY Corp Note MW			05/05/2022	Jane Street Execution Services	01/23/2023	679,283	0	(3,037)	0	0	679,000	682,320	9,313	0	3.125	2.419	JJ	10,609	6,248
NATL RURAL UTIL Corp Note Call MW			02/28/2022	Cantor Fitzgerald	02/15/2023	329,000	0	(3,226)	0	0	329,000	332,226	3,356	0	2.700	1.442	FA	4,442	419
NEW YORK LIFE GL Corp Note Non Call Prv Plc			05/06/2022	Pierpont Securities LLC	05/05/2023	515,547	0	4,566	0	0	518,000	510,981	886	0	1.100	2.500	MN	2,849	79
OKLAHOMA GAS & E Corp Note Call			06/02/2022	Cantor Fitzgerald	05/26/2023	1,194,944	0	14,201	0	0	1,205,000	1,180,743	648	0	0.553	2.664	MN	3,332	185
PAOCAR FINL CORP Corp Note Non Call			05/16/2022	Market Axess	04/06/2023	956,046	0	(2,468)	0	0	955,000	958,514	5,975	0	2.650	2.225	AO	12,654	2,953
PENSKE TRUCK LE Corp Note MW Prv Plc			05/05/2022	Jefferies and Company	01/17/2023	1,146,707	0	(10,421)	0	0	1,146,000	1,157,128	22,188	0	4.250	2.812	JJ	24,353	15,153
Proctor & Gamble Disc Comm Paper			10/18/2022	Merrill Lynch	04/18/2023	1,324,463	0	12,524	0	0	1,343,000	1,311,939	0	0	4.600	4.774	MAT	0	0
Proctor & Gamble Disc Comm Paper			10/19/2022	Merrill Lynch	04/19/2023	784,912	0	7,321	0	0	796,000	777,590	0	0	4.600	4.774	MAT	0	0
SCHWAB CHARLES Corp Note Call MW			05/10/2022	Various	01/25/2023	565,000	0	(4,749)	0	0	565,000	569,749	6,488	0	2.650	1.593	JJ	7,486	2,666
7-ELEVEN INC Corp Note Call MW PRV PLC			05/05/2022	CitiGroup	02/10/2023	2,368,950	0	29,824	0	0	2,374,000	2,339,126	5,811	0	0.625	2.608	FA	7,419	3,668
3M CO Corp Note Call MW			06/15/2022	Morgan Stanley	03/15/2023	702,919	0	2,910	0	0	704,000	700,008	4,664	0	2.250	3.023	MS	7,920	4,048
Toyota Industries Comm Finance Disc Comm Paper			09/12/2022	CitiGroup	06/09/2023	1,023,950	0	12,316	0	0	1,042,000	1,011,634	0	0	3.900	4.047	MAT	0	0
TRUIST BANK Corp Note Call			05/05/2022	Goldman Sachs	03/09/2023	1,717,074	0	10,215	0	0	1,720,000	1,706,859	6,689	0	1.250	2.179	MS	10,750	3,583
1019999999. Subtotal - Bonds - Industrial and Miscellaneous (Unaffiliated) - Issuer Obligations						56,731,607	0	75,020	0	0	56,909,000	56,656,585	329,072	0	XXX	XXX	XXX	583,628	191,808
1109999999. Total - Industrial and Miscellaneous (Unaffiliated) Bonds						56,731,607	0	75,020	0	0	56,909,000	56,656,585	329,072	0	XXX	XXX	XXX	583,628	191,808
1309999999. Total - Hybrid Securities						0	0	0	0	0	0	0	0	0	XXX	XXX	XXX	0	0
1509999999. Total - Parent, Subsidiaries and Affiliates Bonds						0	0	0	0	0	0	0	0	0	XXX	XXX	XXX	0	0
1909999999. Subtotal - Unaffiliated Bank Loans						0	0	0	0	0	0	0	0	0	XXX	XXX	XXX	0	0
2419999999. Total - Issuer Obligations						131,489,194	0	411,048	0	0	132,479,000	131,078,143	530,503	0	XXX	XXX	XXX	779,254	262,147
2429999999. Total - Residential Mortgage-Backed Securities						0	0	0	0	0	0	0	0	0	XXX	XXX	XXX	0	0
2439999999. Total - Commercial Mortgage-Backed Securities						0	0	0	0	0	0	0	0	0	XXX	XXX	XXX	0	0
2449999999. Total - Other Loan-Backed and Structured Securities						0	0	0	0	0	0	0	0	0	XXX	XXX	XXX	0	0
2459999999. Total - SVO Identified Funds						0	0	0	0	0	0	0	0	0	XXX	XXX	XXX	0	0
2469999999. Total - Affiliated Bank Loans						0	0	0	0	0	0	0	0	0	XXX	XXX	XXX	0	0
2479999999. Total - Unaffiliated Bank Loans						0	0	0	0	0	0	0	0	0	XXX	XXX	XXX	0	0
2509999999. Total Bonds						131,489,194	0	411,048	0	0	132,479,000	131,078,143	530,503	0	XXX	XXX	XXX	779,254	262,147
7109999999. Total - Parent, Subsidiaries and Affiliates						0	0	0	0	0	XXX	0	0	0	XXX	XXX	XXX	0	0
7709999999 - Totals						131,489,194	0	411,048	0	0	XXX	131,078,143	530,503	0	XXX	XXX	XXX	779,254	262,147

1. Line Book/Adjusted Carrying Value by NAIC Designation Category Footnote:

Number	1A	1B	1C	1D	1E	1F	1G
1A	64,647,116	16,474,558	2,158,787	6,239,731	9,400,578	9,297,829	14,920,892
1B	4,834,046	3,515,657	0	0	0	0	0
1C	0	0	0	0	0	0	0
1D	0	0	0	0	0	0	0
1E	0	0	0	0	0	0	0
1F	0	0	0	0	0	0	0

Schedule DB - Part A - Section 1 - Options, Caps, Floors, Collars, Swaps and Forwards Open

NONE

Schedule DB - Part A - Section 2 - Options, Caps, Floors, Collars, Swaps and Forwards Terminated

NONE

Schedule DB - Part B - Section 1 - Futures Contracts Open

NONE

Schedule DB - Part B - Section 1B - Brokers with whom cash deposits have been made

NONE

Schedule DB - Part B - Section 2 - Futures Contracts Terminated

NONE

Schedule DB - Part D - Section 1 - Counterparty Exposure for Derivative Instruments Open

NONE

Schedule DB - Part D - Section 2 - Collateral for Derivative Instruments Open - Pledged By

NONE

Schedule DB - Part D - Section 2 - Collateral for Derivative Instruments Open - Pledged To

NONE

Schedule DB - Part E - Derivatives Hedging Variable Annuity Guarantees as of December 31 of
Current Year

NONE

Schedule DL - Part 1 - Reinvested Collateral Assets Owned

NONE

Schedule DL - Part 2 - Reinvested Collateral Assets Owned

NONE

ANNUAL STATEMENT FOR THE YEAR 2022 OF THE UnitedHealthcare Plan of the River Valley, Inc.

SCHEDULE E - PART 2 - CASH EQUIVALENTS

Show Investments Owned December 31 of Current Year

1 CUSIP	2 Description	3 Code	4 Date Acquired	5 Rate of Interest	6 Maturity Date	7 Book/Adjusted Carrying Value	8 Amount of Interest Due and Accrued	9 Amount Received During Year
	US Treasury Bill		10/24/2022	3.910	01/19/2023	2,345,372	0	17,322
0019999999	Subtotal - Bonds - U.S. Governments - Issuer Obligations					2,345,372	0	17,322
0109999999	Total - U.S. Government Bonds					2,345,372	0	17,322
0309999999	Total - All Other Government Bonds					0	0	0
0509999999	Total - U.S. States, Territories and Possessions Bonds					0	0	0
0709999999	Total - U.S. Political Subdivisions Bonds					0	0	0
	FHLB Disc Note		10/14/2022	0.000	01/13/2023	3,994,825	0	32,469
0819999999	Subtotal - Bonds - U.S. Special Revenues - Issuer Obligations					3,994,825	0	32,469
0909999999	Total - U.S. Special Revenues Bonds					3,994,825	0	32,469
1109999999	Total - Industrial and Miscellaneous (Unaffiliated) Bonds					0	0	0
1309999999	Total - Hybrid Securities					0	0	0
1509999999	Total - Parent, Subsidiaries and Affiliates Bonds					0	0	0
1909999999	Subtotal - Unaffiliated Bank Loans					0	0	0
2419999999	Total - Issuer Obligations					6,340,197	0	49,791
2429999999	Total - Residential Mortgage-Backed Securities					0	0	0
2439999999	Total - Commercial Mortgage-Backed Securities					0	0	0
2449999999	Total - Other Loan-Backed and Structured Securities					0	0	0
2459999999	Total - SVO Identified Funds					0	0	0
2469999999	Total - Affiliated Bank Loans					0	0	0
2479999999	Total - Unaffiliated Bank Loans					0	0	0
2509999999	Total Bonds					6,340,197	0	49,791
09248U-71-8	BlackRock Liquidity Funds T-Fund Port		12/01/2022	0.000		5,336,261	0	100,692
38141W-32-3	Goldman Sachs Treasury Obligations Fund		12/02/2022	0.000		19,076,631	0	213,925
38142B-88-0	Goldman Sachs Financial Square Federal Fund		12/02/2022	0.000		13,206,621	0	313,283
61747C-58-2	Morgan Stanley Institutional Liquidity Fund Treasury Port		12/02/2022	0.000		6,955,726	0	196,613
665279-87-3	Northern Inst Ins-Treasury Port		12/01/2022	0.000		344,533	0	1,827
825252-40-6	Invesco AIM STIT TREASURY MMF		12/02/2022	0.000		15,338,978	0	260,933
94975H-29-6	Wells Fargo Treasury Plus MMKT Fund - Inst		12/12/2022	0.000		9,562,883	0	117,244
8209999999	Subtotal - Exempt Money Market Mutual Funds - as Identified by the SVO					69,821,633	0	1,204,517
147539-67-0	DEUTSCHE INV MGT CASH ACCT GOV/AGENCY DWS-IST		12/01/2022	0.000		12,014	0	4,337
25160K-20-7	DEUTSCHE GOV MMKT Gov Series Ins Shares		12/01/2022	0.000		7,186	0	2,079
26200X-20-9	Dreyfus Inst Pred Govt MMF-Hamilton		12/01/2022	0.000		16,498	0	6,842
38141W-27-3	Goldman Sachs Government Fund		12/01/2022	0.000		8,447	0	1,730
40428X-10-7	HSBC HSBC US GOVT MMKT-I		12/01/2022	0.000		26,836	0	21,773
481200-67-0	JP Morgan US Govt MMKT CP		12/01/2022	0.000		7,148	0	7,492
61747C-70-7	Morgan Stanley Institutional Liquidity Fund Government Port		12/01/2022	0.000		9,671	0	4,819
665278-70-1	Northern Inst Govt Select Port		12/28/2022	0.000		5,625,444	0	81,573
74926P-69-6	RBC US Government Money Market		12/01/2022	0.000		6,059	0	1,802
825252-88-5	Invesco AIM STIT GOVT & AGENCY-INST MMF		12/01/2022	0.000		18,702	0	18,752
94975P-40-5	Wells Fargo Government MMKT Fund-Inst Cls		12/01/2022	0.000		16,686	0	7,249
8309999999	Subtotal - All Other Money Market Mutual Funds					5,754,691	0	158,448
	UHC Liquidity Pool Pro Rata Share Portion		12/30/2022	0.000		2,738,176	0	8
8409999999	Subtotal - Qualified Cash Pools Under SSAP No. 2R					2,738,176	0	8
8609999999	Total Cash Equivalents					84,654,697	0	1,412,764

1. Line Book/Adjusted Carrying Value by NAIC Designation Category Footnote:

Line Number	1A	1B	1C	1D	1E	1F	1G
1A	6,340,197	0	0	0	0	0	0
1B	0	0	0	0	0	0	0
1C	0	0	0	0	0	0	0
1D	0	0	0	0	0	0	0
1E	0	0	0	0	0	0	0
1F	0	0	0	0	0	0	0

E28

SCHEDULE E - PART 3 - SPECIAL DEPOSITS

States, Etc.	1 Type of Deposit	2 Purpose of Deposit	Deposits For the Benefit of All Policyholders		All Other Special Deposits	
			3 Book/Adjusted Carrying Value	4 Fair Value	5 Book/Adjusted Carrying Value	6 Fair Value
1. Alabama	AL		0	0	0	0
2. Alaska	AK		0	0	0	0
3. Arizona	AZ		0	0	0	0
4. Arkansas	AR		0	0	0	0
5. California	CA		0	0	0	0
6. Colorado	CO		0	0	0	0
7. Connecticut	CT		0	0	0	0
8. Delaware	DE		0	0	0	0
9. District of Columbia	DC		0	0	0	0
10. Florida	FL		0	0	0	0
11. Georgia	GA		0	0	0	0
12. Hawaii	HI		0	0	0	0
13. Idaho	ID		0	0	0	0
14. Illinois	IL	B. IL Ins Code 215 ILCS 5-26	622,831	599,636	0	0
15. Indiana	IN		0	0	0	0
16. Iowa	IA		0	0	0	0
17. Kansas	KS		0	0	0	0
18. Kentucky	KY		0	0	0	0
19. Louisiana	LA		0	0	0	0
20. Maine	ME		0	0	0	0
21. Maryland	MD		0	0	0	0
22. Massachusetts	MA		0	0	0	0
23. Michigan	MI		0	0	0	0
24. Minnesota	MN		0	0	0	0
25. Mississippi	MS		0	0	0	0
26. Missouri	MO		0	0	0	0
27. Montana	MT		0	0	0	0
28. Nebraska	NE		0	0	0	0
29. Nevada	NV		0	0	0	0
30. New Hampshire	NH		0	0	0	0
31. New Jersey	NJ		0	0	0	0
32. New Mexico	NM		0	0	0	0
33. New York	NY		0	0	0	0
34. North Carolina	NC		0	0	0	0
35. North Dakota	ND		0	0	0	0
36. Ohio	OH		0	0	0	0
37. Oklahoma	OK		0	0	0	0
38. Oregon	OR		0	0	0	0
39. Pennsylvania	PA		0	0	0	0
40. Rhode Island	RI		0	0	0	0
41. South Carolina	SC		0	0	0	0
42. South Dakota	SD		0	0	0	0
43. Tennessee	TN	B. TennCare Medicaid Program Contract	0	0	25,525,841	24,575,250
44. Texas	TX		0	0	0	0
45. Utah	UT		0	0	0	0
46. Vermont	VT		0	0	0	0
47. Virginia	VA	B. VA Ins Code Stat 38.2-4310.1	0	0	326,077	302,608
48. Washington	WA		0	0	0	0
49. West Virginia	WV		0	0	0	0
50. Wisconsin	WI		0	0	0	0
51. Wyoming	WY		0	0	0	0
52. American Samoa	AS		0	0	0	0
53. Guam	GU		0	0	0	0
54. Puerto Rico	PR		0	0	0	0
55. U.S. Virgin Islands	VI		0	0	0	0
56. Northern Mariana Islands	MP		0	0	0	0
57. Canada	CAN		0	0	0	0
58. Aggregate Alien and Other	OT	XXX	0	0	0	0
59. Subtotal	XXX	XXX	622,831	599,636	25,851,918	24,877,858
DETAILS OF WRITE-INS						
5801.						
5802.						
5803.						
5898. Summary of remaining write-ins for Line 58 from overflow page	XXX	XXX	0	0	0	0
5899. Totals (Lines 5801 thru 5803 plus 5898)(Line 58 above)	XXX	XXX	0	0	0	0

**ANNUAL STATEMENT FOR THE YEAR 2022
 UNITEDHEALTHCARE PLAN OF THE RIVER VALLEY, INC.
 STATEMENT OF ACTUARIAL OPINION**

Table of Key Indicators.

This Opinion is: Unqualified Qualified Adverse Inconclusive

IDENTIFICATION SECTION:

Prescribed Wording Only Prescribed Wording with Additional Wording Revised Wording

SCOPE SECTION:

Prescribed Wording Only Prescribed Wording with Additional Wording Revised Wording

RELIANCE SECTION:

Prescribed Wording Only Prescribed Wording with Additional Wording Revised Wording

OPINION SECTION:

Prescribed Wording Only Prescribed Wording with Additional Wording Revised Wording

RELEVANT COMMENTS:

Revised Wording

The Actuarial Memorandum includes “Deviation from Standard” wording regarding conformity with an Actuarial Standard of Practice.

Identification.

I, Gary Iannone, am Vice President, Corporate Actuarial Services, of United HealthCare Services, Inc., of which UnitedHealthcare Plan of the River Valley, Inc. is an affiliate. I am a member of the American Academy of Actuaries. I was appointed on December 30, 2016 in accordance with the requirements of the annual statement instructions. I meet the Academy qualification standards for rendering the opinion.

Scope.

I have examined the assumptions and methods used in determining loss reserves, actuarial liabilities, actuarial assets, and related items listed below, as shown in the annual statement of the organization as prepared for filing with state regulatory officials, as of December 31, 2022.

A. Claims unpaid (Page 3, Line 1)	\$333,552,551
B. Accrued medical incentive pool and bonus payments (Page 3, Line 2)	\$6,518,960
C. Unpaid claims adjustment expenses (Page 3, Line 3)	\$3,181,358
D. Aggregate health policy reserves (Page 3, Line 4) including unearned premium reserves, premium deficiency reserves, and additional policy reserves from the Underwriting and Investment Exhibit – Part 2D	\$162,283,654
E. Aggregate life policy reserves (Page 3, Line 5)	\$0
F. Property/casualty unearned premium reserves (Page 3, Line 6)	\$0
G. Aggregate health claim reserves (Page 3, Line 7)	\$811,331

**ANNUAL STATEMENT FOR THE YEAR 2022
UNITEDHEALTHCARE PLAN OF THE RIVER VALLEY, INC.
STATEMENT OF ACTUARIAL OPINION**

H. Any other loss reserves, actuarial liabilities, or related items presented as liabilities in the annual statement:	
1. Reserve for claim interest (Page 3, Line 9, in part)	\$337,573
I. Specified actuarial items presented as assets in the annual statement:	
1. Medicare risk adjustment receivable (Page 2, Line 15.3, Col. 1, in part)	\$40,948,908
2. Affordable Care Act permanent risk adjustment program – premium receivable (Page 2, Line 15.3, Col. 1, in part)	\$3,556,425
3. Other contracts subject to redetermination (Page 2, Line 15.3, Col. 1, in part)	\$5,479,132
4. Health care and other amounts receivable (Page 2, Line 24, Col. 1)	\$90,711,865

Reliance.

In forming my opinion on the items identified above, I relied upon data prepared by Susan Corcoran, UnitedHealthcare Community & State Controller for United Healthcare Services, Inc.; and on Nyle Brent Cottingham, Vice President and Regulatory Controller for United HealthCare Services, Inc.; and on Clint Egenes, Optum Health Controller for Optum Inc.; and on Brian McGuire, UnitedHealthcare Employer & Individual Controller for UnitedHealthcare; and on Brian H. St. Martin, VP, Controller for UnitedHealthcare Medicare & Retirement; and on Paul E. Stordahl, Chief Actuarial Officer for United Healthcare, as certified in the attached statements. I evaluated that data for reasonableness and consistency. I also reconciled that data to the Underwriting and Investment Exhibit – Part 2B of the company’s current annual statement. In other respects, my examination included review of the actuarial assumptions and actuarial methods used and tests of the calculations I considered necessary.

Opinion.

In my opinion, the amounts carried in the balance sheet on account of the items identified above:

- A. Are in accordance with accepted actuarial standards consistently applied and are fairly stated in accordance with sound actuarial principles;
- B. Are based on actuarial assumptions relevant to contract provisions and appropriate to the purpose for which the statement was prepared;
- C. Meet the requirements of the Insurance Laws and regulations of the state of Illinois, and the loss reserves and actuarial liabilities are at least as great as the minimum aggregate amounts required by any state;
- D. Make a good and sufficient provision for all unpaid claims and other actuarial liabilities of the organization under the terms of its contracts and agreements;
- E. Make a reasonable provision for all actuarial assets of the organization under the terms of its contracts and agreements;
- F. On a combined basis, make a reasonable provision for all actuarial assets and actuarial liabilities of the organization under moderately adverse conditions;
- G. Are computed on the basis of assumptions and methods consistent with those used in computing the corresponding items in the annual statement of the preceding year-end; and

ANNUAL STATEMENT FOR THE YEAR 2022
UNITEDHEALTHCARE PLAN OF THE RIVER VALLEY, INC.
STATEMENT OF ACTUARIAL OPINION


H. Include appropriate provision for all actuarial items that ought to be established.

The Underwriting and Investment Exhibit – Part 2B was reviewed for reasonableness and consistency with the applicable Actuarial Standards of Practice.

Actuarial methods, considerations, and analyses used in forming my opinion conform to the relevant Standards of Practice as promulgated from time to time by the Actuarial Standards Board, which standards form the basis of this statement of opinion.

Relevant Comments.

When establishing the reserves for claims incurred but not reported (IBNR), special consideration was given to the national pandemic (COVID-19). In addition to the factors typically affecting IBNR reserve levels, consideration was given to the impact of potential increased costs due to services related to COVID-19, as well as the impact of reduced costs due to abatement in services other than COVID-19, such as elective surgeries and non-urgent physician and outpatient care. These factors result in additional risks that the increased costs were underestimated and/or that the reduced cost due to abatement was overestimated. While explicit provisions for adverse deviation were not specifically increased for this additional risk, an appropriate level of conservatism was employed when considering these factors in the IBNR reserve calculation.



Gary Iannone, A.S.A., M.A.A.A.

Mail Route CT039-004A
UnitedHealth Group
185 Asylum Street
Hartford, CT 06103

Telephone: (860) 702-5767

February 22, 2023



February 7, 2023

I, Brian H. St. Martin, am employed by UnitedHealthcare Medicare & Retirement as VP, Controller. Listings, summaries, and analyses of claim and exposure data and of balances in the general ledger of UnitedHealthcare Plan of the River Valley, Inc., all relating specifically to the Medicare Advantage, Dual-Eligible, Medicare Supplement, and Medicare Part D products (where applicable) within the UnitedHealthcare Medicare and Retirement business of that organization, were prepared under my direction and submitted to Gary Iannone in support of his actuarial opinion for that organization as of December 31, 2022. I hereby affirm that those listings, summaries, and analyses are, to the best of my knowledge and belief, substantially accurate and complete and the same as, or derived from, the records and other data which form the basis of the annual statement of the organization for the year ended December 31, 2022.

A handwritten signature in blue ink, appearing to read "BAM", written over a horizontal line.

Brian H. St. Martin
UnitedHealthcare Medicare & Retirement
Mail Route MN006-W010
9800 Health Care Lane
Minnetonka, MN 55343
Telephone: (952) 931-4279

February 7, 2023

I, Paul E. Stordahl, am employed by United Healthcare as Chief Actuarial Officer. Listings, summaries, and analyses relating to the permanent risk adjustment program of the Affordable Care Act with regard to UnitedHealthcare Plan of the River Valley, Inc., were prepared under my direction and submitted to Gary Iannone in support of his statement of actuarial opinion for that company as of December 31, 2022. I hereby affirm that those listings and summaries, to the best of my knowledge and belief, are substantially accurate and complete.



Paul E. Stordahl
Chief Actuarial Officer
952.979.5644



Optum Health

11020 Optum Circle
MN102-0600
Eden Prairie, MN 55344

P 1-952-205-0493

clint.egenes@optum.com

February 7, 2023

I, Clint Egenes, am employed by Optum Inc., as Optum Health Controller. Listings, summaries, and analyses of claim and exposure data and of balances in the general ledger of UnitedHealthcare Plan of the River Valley, Inc., all relating specifically to the primary, specialty, behavioral, surgical, urgent care and post-acute care planning and utilization services (where applicable) within the Optum Health business of that organization, were prepared under my direction and submitted to Gary Iannone in support of his actuarial opinion for that organization as of December 31, 2022. I hereby affirm that those listings, summaries, and analyses are, to the best of my knowledge and belief, substantially accurate and complete and the same as, or derived from, the records and other data which form the basis of the annual statement of the organization for the year ended December 31, 2022.


A handwritten signature in blue ink, appearing to read "Clint Egenes", written over a horizontal line.

Clint Egenes



February 7, 2023

I, Brian McGuire, am employed by UnitedHealthcare as UnitedHealthcare Employer & Individual Controller. Listings, summaries, and analyses of claim and exposure data and of balances in the general ledger of UnitedHealthcare Plan of the River Valley, Inc., all relating specifically to the Commercial Employer Group and Individual, Dental and Vision products (where applicable) within the UnitedHealthcare Employer and Individual business of that organization, were prepared under my direction and submitted to Gary Iannone in support of his actuarial opinion for that organization as of December 31, 2022. I hereby affirm that those listings, summaries, and analyses are, to the best of my knowledge and belief, substantially accurate and complete and the same as, or derived from, the records and other data which form the basis of the annual statement of the organization for the year ended December 31, 2022.



Brian McGuire
9700 Health Care Lane
MN017-E500
Minnetonka, MN 55343
952-979-6276




Nyle Brent Cottington
Vice President & Regulatory Controller
MN006-W500

9800 Health Care Lane
Minnetonka, MN 55343
952-979-6133 phone
952-979-7825 fax

February 7, 2023

I, Nyle Brent Cottington, am employed by United HealthCare Services, Inc. as Vice President and Regulatory Controller. Listings and summaries reconciling the annual statement as of December 31, 2022, for UnitedHealthcare Plan of the River Valley, Inc., to the company's general ledger were prepared under my direction and submitted to Gary Iannone in support of his statement of actuarial opinion for that company as of December 31, 2022. I hereby affirm that those listings and summaries, to the best of my knowledge and belief, are substantially accurate and complete and are the same as, or derived from, the records and other data that form the basis for the company's annual statement for the year ended December 31, 2022.



Nyle Brent Cottington
United HealthCare Services, Inc.



February 7, 2023

I, Susan Corcoran, am employed by United Healthcare Services, Inc. as UnitedHealthcare Community & State Controller. Listings, summaries, and analyses of claim and exposure data and of balances in the general ledger of UnitedHealthcare Plan of the River Valley, Inc., all relating specifically to the Medicaid, Dual-Eligible, State Children's Health Insurance Program, and Individual Exchange products (where applicable) within the UnitedHealthcare Community and State business of that organization, were prepared under my direction and submitted to Gary Iannone in support of his actuarial opinion for that organization as of December 31, 2022. I hereby affirm that those listings, summaries, and analyses are, to the best of my knowledge and belief, substantially accurate and complete and the same as, or derived from, the records and other data which form the basis of the annual statement of the organization for the year ended December 31, 2022.

A handwritten signature in blue ink, appearing to read 'Susan Corcoran', written over a horizontal line.

Susan Corcoran
9800 Health Care Lane
Minnetonka, MN 55343
(952) 931-4115



STATE OF TENNESSEE
DEPARTMENT OF COMMERCE AND INSURANCE

CERTIFICATE OF COMPLIANCE COVERING ADVERTISEMENT
OF ACCIDENT AND HEALTH POLICIES

This is to certify that to the best of my knowledge, information and belief, the advertisement which were disseminated by UnitedHealthcare Plan of the River Valley, Inc., during the preceding statement year, complied with or were made to comply in all respects with the provisions of the Insurance Laws and Rules of Tennessee as prescribed in Tenn. Comp. R & Regs., Department of Commerce Insurance, ch. 0780-1-8-17 and the ruling issued thereunder by the State Commissioner of Commerce and Insurance of the State of Tennessee.

Nyle Brent Cottingham
Authorized Officer


JAN. 9, 2023
Date

Vice President
Officer Title

Subscribed and sworn to before me this Jan. 9, 2023
(date)

My Commission Expires Jan. 31, 2028
(date)

Rosemary Grimm
Notary Signature



UnitedHealthcare Plan of the River Valley, Inc. - Consolidated

Report 2A - TennCare Income Statement

CRA 2.30.14.3.3 and 2.30.14.3.4

December 31, 2022

Member Months	East	Middle	West	Total
	1,992,659	2,440,459	1,698,465	6,131,583
Revenues:				
TennCare Capitation	718,772,682	835,604,230	578,745,264	2,133,122,176
Investment	-	-	-	-
Other Revenues	12,912,272	725,562	4,676,279	18,314,113
Total Revenues	731,684,954	836,329,791	583,421,544	2,151,436,289
Estimated Expenses:				
Hospital and Medical (w/o Mental Health)				
Capitated Physician Services	-	-	-	-
Fee-for Service Physician Services	122,769,671	136,898,181	80,816,311	340,484,163
Inpatient Hospital Services	107,300,930	155,925,850	89,810,896	353,037,676
Outpatient Hospital Services	79,635,702	107,596,464	63,909,039	251,141,205
Emergency Room Services	40,477,720	35,344,932	20,218,424	96,041,076
Dental Services	-	-	-	-
Vision Services	2,694,935	3,360,725	2,727,473	8,783,133
Pharmacy Services	-	-	-	-
Home Health Services	7,910,033	6,102,743	3,181,108	17,193,884
Chiropractic Services	-	-	-	-
Radiology Services	8,094,109	8,759,353	4,796,965	21,650,426
Laboratory Services	10,980,864	11,571,776	6,851,828	29,404,469
Durable Medical Equipment Services	10,840,651	12,301,447	7,375,818	30,517,917
Transportation Services	4,475,352	5,302,419	5,046,307	14,824,078
Outside Referrals	-	-	-	-
Occupancy, Depreciation and Amortization	-	-	-	-
Other Medical and Hospital Services - Write-Ins	5,620,251	1,869,392	701,018	8,190,661
Subtotal Medical and Hospital	400,800,219	485,033,283	285,435,186	1,171,268,688
Mental Health and Substance Abuse Services				
Inpatient Psychiatric Facility Services	10,160,339	14,702,232	14,873,924	39,736,496
Inpatient Substance Abuse Treatment and Detox	932,676	1,693,418	596,387	3,222,481
Outpatient Mental Health Services	9,287,341	15,766,307	6,466,367	31,520,014
Outpatient Substance Abuse Treatment and Detox	3,141,279	3,544,201	1,280,455	7,965,934
Housing/Residential Treatment	10,605,822	12,161,815	6,661,187	29,428,825
Specialized Crisis Services	161,087	174,827	108,841	444,754
Psychiatric Rehab and Support Services	8,225,994	13,632,678	9,974,694	31,833,366
Case Management	7,300	21,827	2,836,515	2,865,642
Forensics	-	-	-	-
Other Judicial	-	-	-	-
Pharmacy	-	-	-	-
Lab Services	-	-	-	-
Transportation	250,022	384,138	173,200	807,361
Occupancy, Depreciation and Amortization	-	-	-	-
Other Mental Health and Substance Abuse Services	4,777,245	913,802	292,224	5,983,271
PCP and Specialist Services	-	-	-	-
Tennessee Health Link	13,015,445	21,334,727	5,215,379	39,565,551
Other Mental Health Services - Write-Ins	2,163,926	4,104,394	1,611,825	7,880,144
Subtotal MH&SAS	62,728,476	88,434,367	50,090,998	201,253,840
CHOICES				
Nursing Facility Care	113,465,724	100,996,984	91,772,854	306,235,563
HCBS Services	29,489,747	31,711,265	32,200,860	93,401,871
Subtotal CHOICES	142,955,471	132,708,249	123,973,714	399,637,434
Value Based Payouts	67,587	2,602,919	103,493	2,773,999
Value Based Recoveries	-	-	-	-
Other Medical Incentive Pool and Withhold Adjustments	-	-	-	-
Subtotal Hospital, Medical, MH&SAS, CHOICES	606,551,753	708,778,819	459,603,390	1,774,933,962
LESS:				
Net Reinsurance Recoveries Incurred	-	-	-	-
Copayments	-	-	-	-
Subrogation and Coordination of Benefits	-	-	-	-
Subtotal Reinsurance, Copay, Subrogation	-	-	-	-
Total Hospital, Medical, MH&SAS	606,551,753	708,778,819	459,603,390	1,774,933,962
Administration:				
Compensation	-	-	-	-
Direct and Allocated Admin expenses	-	-	-	-
Marketing	-	-	-	-
Interest Expense	-	-	-	-
Premium Tax Expense	43,749,921	50,862,443	35,218,210	129,830,574
Occupancy, Depreciation, and Amortization	-	-	-	-
Other Administration - Write-Ins	71,754,156	84,861,858	57,392,813	214,008,827
Total Administration Expenses	115,504,077	135,724,301	92,611,023	343,839,400
Total Expenses	722,055,829	844,503,120	552,214,413	2,118,773,362
Extraordinary Item	-	-	-	-
Provision for Income Tax	2,022,116	(1,716,399)	6,553,497	6,859,215
Net Income (Loss)	7,607,008	(6,456,929)	24,653,633	25,803,712
Write-Ins for Other Revenues				
Other Revenue - TennCare Bonuses	-	-	-	-
Other Revenue - ECF Administration Revenue and TennCare Bonuses	2,575,180	2,932,749	1,928,671	7,436,600
Other Revenue - Risk Corridor refund	(4,501,697)	(5,093,893)	(3,860,257)	(13,455,847)
Other Revenue - Risk Corridor Accrual	14,838,789	2,886,706	6,607,865	24,333,360
Total Other Revenues	12,912,272	725,562	4,676,279	18,314,113
Write-Ins for Other Medical and Hospital				
Premium Deficiency Reserve	-	-	-	-
Other Miscellaneous	5,614,444	1,865,723	696,602	8,176,769
Other Capitated Services	5,807	3,689	4,416	13,892
Total Other Medical and Hospital	5,620,251	1,869,392	701,018	8,190,661
Write-Ins for Other MH & SS				
Other Capitated Services	2,163,926	4,104,394	1,611,825	7,880,144
Other Miscellaneous	-	-	-	-
Total Other MH & SS	2,163,926	4,104,394	1,611,825	7,880,144
Write-Ins for Other Administration				
Administrative Services Fee	59,859,269	68,102,446	47,660,640	175,622,355
Behavioral Healthcare Services	5,566,825	10,162,978	5,359,606	21,089,409
Other Miscellaneous	6,328,062	6,596,433	4,372,567	17,297,062
Total Other Administration	71,754,156	84,861,858	57,392,813	214,008,827

Note

The pass-through revenue and associated taxes are excluded.

Premium taxes reported on accrual basis, please reference the reconciliation of cash to Accrual basis accounting.

UnitedHealthcare Plan of the River Valley, Inc. - East
Report 2A - TennCare Income Statement
CRA 2.30.14.3.3 and 2.30.14.3.4
December 31, 2022

Member Months	Current Qtr YTD	YTD Total as of	Prior Year as of
	Total as of 12/31/2022	12/31/2022	12/31/2021
	515,621	1,992,659	1,905,588
Revenues:			
TennCare Capitation	168,799,789	718,772,682	694,040,975
Investment	-	-	-
Other Revenues	2,953,359	12,912,272	2,150,821
Total Revenues	171,753,147	731,684,954	696,191,796
Estimated Expenses:			
Hospital and Medical (w/o Mental Health)			
Capitated Physician Services	-	-	-
Fee-for Service Physician Services	33,170,365	122,769,671	108,298,548
Inpatient Hospital Services	27,408,152	107,300,930	89,822,040
Outpatient Hospital Services	20,013,631	79,635,702	63,470,778
Emergency Room Services	10,821,578	40,477,720	37,977,902
Dental Services	-	-	-
Vision Services	724,683	2,694,935	2,492,190
Pharmacy Services	-	-	-
Home Health Services	1,943,378	7,910,033	7,775,184
Chiropractic Services	-	-	-
Radiology Services	1,986,910	8,094,109	7,622,383
Laboratory Services	3,305,076	10,980,864	8,463,616
Durable Medical Equipment Services	2,809,246	10,840,651	10,323,162
Transportation Services	1,147,182	4,475,352	4,568,659
Outside Referrals	-	-	-
Occupancy, Depreciation and Amortization	-	-	-
Other Medical and Hospital Services - Write-Ins	(244,964)	5,620,251	(1,550,868)
Subtotal Medical and Hospital	103,085,238	400,800,219	339,263,594
Mental Health and Substance Abuse Services			
Inpatient Psychiatric Facility Services	2,379,501	10,160,339	9,288,109
Inpatient Substance Abuse Treatment and Detox	193,335	932,676	698,875
Outpatient Mental Health Services	2,494,596	9,287,341	8,278,860
Outpatient Substance Abuse Treatment and Detox	786,108	3,141,279	2,281,155
Housing/Residential Treatment	2,664,410	10,605,822	8,823,592
Specialized Crisis Services	45,823	161,087	116,598
Psychiatric Rehab and Support Services	2,142,230	8,225,994	7,871,261
Case Management	196	7,300	5,242
Forensics	-	-	-
Other Judicial	-	-	-
Pharmacy	-	-	-
Lab Services	-	-	-
Transportation	60,589	250,022	292,022
Occupancy, Depreciation and Amortization	-	-	-
Other Mental Health and Substance Abuse Services	1,292,176	4,777,245	4,325,007
PCP and Specialist Services	-	-	-
Tennessee Health Link	3,195,603	13,015,445	13,110,606
Other Mental Health Services - Write-Ins	571,349	2,163,926	2,175,439
Subtotal MH&SAS	15,825,914	62,728,476	57,266,766
CHOICES			
Nursing Facility Care	27,421,001	113,465,724	109,123,337
HCBS Services	6,810,388	29,489,747	27,390,250
Subtotal CHOICES	34,231,388	142,955,471	136,513,587
Value Based Payouts	67,587	67,587	103,120
Value Based Recoveries	-	-	(91,705)
Other Medical Incentive Pool and Withhold Adjustments	-	-	-
Subtotal Hospital, Medical, MH&SAS, CHOICES	153,210,126	606,551,753	533,238,773
LESS:			
Net Reinsurance Recoveries Incurred	-	-	-
Copayments	-	-	-
Subrogation and Coordination of Benefits	-	-	-
Subtotal Reinsurance, Copay, Subrogation	-	-	-
Total Hospital, Medical, MH&SAS	153,210,126	606,551,753	533,238,773
Administration:			
Compensation	-	-	-
Direct and Allocated Admin expenses	-	-	-
Marketing	-	-	-
Interest Expense	-	-	-
Premium Tax Expense	10,127,987	43,749,921	41,274,826
Occupancy, Depreciation, and Amortization	-	-	-
Other Administration - Write-Ins	13,352,044	71,754,156	65,649,661
Total Administration Expenses	23,480,031	115,504,077	106,924,487
Total Expenses	176,690,157	722,055,829	640,163,260
Extraordinary Item	-	-	-
Provision for Income Tax	(1,036,772)	2,022,116	11,765,993
Net Income (Loss)	(3,900,238)	7,607,008	44,262,544
Write-Ins for Other Revenues			
Other Revenue - TennCare Bonuses	-	-	-
Other Revenue - ECF Administration Revenue and TennCare Bonuses	728,350	2,575,180	2,150,821
Other Revenue - Risk Corridor refund	-	(4,501,697)	-
Other Revenue - Risk Corridor Accrual	2,225,009	14,838,789	-
Total Other Revenues	2,953,359	12,912,272	2,150,821
Write-Ins for Other Medical and Hospital			
Premium Deficiency Reserve	-	-	-
Other Miscellaneous	(245,932)	5,614,444	(1,646,561)
Other Capitated Services	968	5,807	95,693
Total Other Medical and Hospital	(244,964)	5,620,251	(1,550,868)
Write-Ins for Other MH & SS			
Other Capitated Services	571,349	2,163,926	1,975,439
Other Miscellaneous	-	-	200,000
Total Other MH & SS	571,349	2,163,926	2,175,439
Write-Ins for Other Administration			
Administrative Services Fee	11,182,553	59,859,269	53,959,933
Behavioral Healthcare Services	1,424,827	5,566,825	5,236,531
Other Miscellaneous	744,664	6,328,062	6,453,197
Total Other Administration	13,352,044	71,754,156	65,649,661

Note

The pass-through revenue and associated taxes are excluded.
Premium taxes reported on accrual basis, please reference the reconciliation of cash to Accrual basis accounting.

UnitedHealthcare Plan of the River Valley, Inc. - Middle
Report 2A - TennCare Income Statement
CRA 2.30.14.3.3 and 2.30.14.3.4
December 31, 2022

Member Months	Current Qtr YTD	YTD Total as of	Prior Year as of
	Total as of 12/31/2022	12/31/2022	12/31/2021
	630,779	2,440,459	2,319,015
Revenues:			
TennCare Capitation	194,009,960	835,604,230	792,750,260
Investment	-	-	-
Other Revenues	3,793,896	725,562	2,439,270
Total Revenues	197,803,856	836,329,791	795,189,530
Estimated Expenses:			
Hospital and Medical (w/o Mental Health)			
Capitated Physician Services	-	-	-
Fee-for Service Physician Services	38,322,342	136,898,181	116,305,454
Inpatient Hospital Services	39,869,410	155,925,850	126,324,186
Outpatient Hospital Services	28,040,980	107,596,464	83,385,047
Emergency Room Services	10,103,727	35,344,932	31,677,349
Dental Services	-	-	-
Vision Services	862,035	3,360,725	3,013,466
Pharmacy Services	-	-	-
Home Health Services	1,616,948	6,102,743	5,308,776
Chiropractic Services	-	-	-
Radiology Services	2,188,240	8,759,353	8,596,499
Laboratory Services	3,544,740	11,571,776	8,725,516
Durable Medical Equipment Services	3,346,491	12,301,447	11,729,077
Transportation Services	1,436,502	5,302,419	5,595,163
Outside Referrals	-	-	-
Occupancy, Depreciation and Amortization	-	-	-
Other Medical and Hospital Services - Write-Ins	87,958	1,869,392	830,619
Subtotal Medical and Hospital	129,419,374	485,033,283	401,491,152
Mental Health and Substance Abuse Services			
Inpatient Psychiatric Facility Services	3,720,546	14,702,232	12,881,479
Inpatient Substance Abuse Treatment and Detox	425,974	1,693,418	1,619,352
Outpatient Mental Health Services	4,479,970	15,766,307	12,087,745
Outpatient Substance Abuse Treatment and Detox	917,131	3,544,201	3,056,923
Housing/Residential Treatment	3,349,121	12,161,815	10,756,815
Specialized Crisis Services	48,033	174,827	218,785
Psychiatric Rehab and Support Services	4,106,496	13,632,678	12,171,495
Case Management	(21,973)	21,827	34,894
Forensics	-	-	-
Other Judicial	-	-	-
Pharmacy	-	-	-
Lab Services	-	-	-
Transportation	82,181	384,138	312,880
Occupancy, Depreciation and Amortization	-	-	-
Other Mental Health and Substance Abuse Services	247,368	913,802	823,310
PCP and Specialist Services	-	-	-
Tennessee Health Link	5,745,019	21,334,727	19,819,802
Other Mental Health Services - Write-Ins	1,056,899	4,104,394	3,816,341
Subtotal MH&SAS	24,156,766	88,434,367	77,599,822
CHOICES			
Nursing Facility Care	24,921,641	100,996,984	100,796,859
HCBS Services	7,841,092	31,711,265	29,372,699
Subtotal CHOICES	32,762,733	132,708,249	130,169,558
Value Based Payouts	2,602,919	2,602,919	158,834
Value Based Recoveries	-	-	(303,209)
Other Medical Incentive Pool and Withhold Adjustments	-	-	-
Subtotal Hospital, Medical, MH&SAS, CHOICES	188,941,792	708,778,819	609,722,575
LESS:			
Net Reinsurance Recoveries Incurred	-	-	-
Copayments	-	-	-
Subrogation and Coordination of Benefits	-	-	-
Subtotal Reinsurance, Copay, Subrogation	-	-	-
Total Hospital, Medical, MH&SAS	188,941,792	708,778,819	609,722,575
Administration:			
Compensation	-	-	-
Direct and Allocated Admin expenses	-	-	-
Marketing	-	-	-
Interest Expense	-	-	-
Premium Tax Expense	11,640,598	50,862,443	47,139,393
Occupancy, Depreciation, and Amortization	-	-	-
Other Administration - Write-Ins	11,855,872	84,861,858	83,161,925
Total Administration Expenses	23,496,469	135,724,301	130,301,318
Total Expenses	212,438,261	844,503,120	740,023,893
Extraordinary Item	-	-	-
Provision for Income Tax	(3,073,225)	(1,716,399)	11,584,784
Net Income (Loss)	(11,561,180)	(6,456,929)	43,580,853
Write-Ins for Other Revenues			
Other Revenue - TennCare Bonuses	-	-	-
Other Revenue - ECF Administration Revenue and TennCare Bonuses	784,397	2,932,749	2,439,270
Other Revenue - Risk Corridor refund	-	(5,093,893)	-
Other Revenue - Risk Corridor Accrual	3,009,499	2,886,706	-
Total Other Revenues	3,793,896	725,562	2,439,270
Write-Ins for Other Medical and Hospital			
Premium Deficiency Reserve	-	-	-
Other Miscellaneous	86,704	1,865,723	719,235
Other Capitated Services	1,254	3,669	111,384
Total Other Medical and Hospital	87,958	1,869,392	830,619
Write-Ins for Other MH & SS			
Other Capitated Services	1,056,899	4,104,394	3,816,341
Other Miscellaneous	-	-	-
Total Other MH & SS	1,056,899	4,104,394	3,816,341
Write-Ins for Other Administration			
Administrative Services Fee	12,936,253	68,102,446	62,781,436
Behavioral Healthcare Services	2,598,662	10,162,978	9,501,315
Other Miscellaneous	(3,679,044)	6,596,433	10,879,174
Total Other Administration	11,855,872	84,861,858	83,161,925

Note

The pass-through revenue and associated taxes are excluded.
Premium taxes reported on accrual basis, please reference the reconciliation of cash to Accrual basis accounting.

UnitedHealthcare Plan of the River Valley, Inc. - West
Report 2A - TennCare Income Statement
CRA 2.30.14.3.3 and 2.30.14.3.4
December 31, 2022

Member Months	Current Qtr YTD	YTD Total as of	Prior Year as of
	Total as of 12/31/2022	12/31/2022	12/31/2021
	437,221	1,698,465	1,635,908
Revenues:			
TennCare Capitation	137,714,843	578,745,264	557,801,776
Investment	-	-	-
Other Revenues	2,479,739	4,676,279	1,838,959
Total Revenues	140,194,581	583,421,544	559,640,735
Estimated Expenses:			
Hospital and Medical (w/o Mental Health)			
Capitated Physician Services	-	-	-
Fee-for Service Physician Services	23,158,177	80,816,311	73,441,723
Inpatient Hospital Services	24,773,330	89,810,896	78,086,646
Outpatient Hospital Services	17,016,058	63,909,039	54,112,262
Emergency Room Services	6,212,784	20,218,424	18,822,794
Dental Services	-	-	-
Vision Services	728,734	2,727,473	2,284,805
Pharmacy Services	-	-	-
Home Health Services	871,854	3,181,108	3,545,616
Chiropractic Services	-	-	-
Radiology Services	1,275,327	4,796,965	4,723,625
Laboratory Services	2,102,758	6,851,828	5,585,235
Durable Medical Equipment Services	1,944,801	7,375,818	6,826,037
Transportation Services	1,368,019	5,046,307	5,760,182
Outside Referrals	-	-	-
Occupancy, Depreciation and Amortization	-	-	-
Other Medical and Hospital Services - Write-Ins	4,731	701,018	55,486
Subtotal Medical and Hospital	79,456,574	285,435,186	253,244,411
Mental Health and Substance Abuse Services			
Inpatient Psychiatric Facility Services	3,541,268	14,873,924	14,569,756
Inpatient Substance Abuse Treatment and Detox	137,471	596,387	695,501
Outpatient Mental Health Services	1,710,500	6,466,367	4,754,353
Outpatient Substance Abuse Treatment and Detox	315,853	1,280,455	981,952
Housing/Residential Treatment	1,579,115	6,661,187	6,283,721
Specialized Crisis Services	31,539	108,841	106,655
Psychiatric Rehab and Support Services	2,592,179	9,974,694	10,405,882
Case Management	535,065	2,836,515	2,703,966
Forensics	-	-	-
Other Judicial	-	-	-
Pharmacy	-	-	-
Lab Services	-	-	-
Transportation	43,245	173,200	237,759
Occupancy, Depreciation and Amortization	-	-	-
Other Mental Health and Substance Abuse Services	70,275	292,224	309,712
PCP and Specialist Services	-	-	-
Tennessee Health Link	1,319,338	5,215,379	5,760,714
Other Mental Health Services - Write-Ins	447,599	1,611,825	1,438,184
Subtotal MH&SAS	12,323,449	50,090,998	48,248,154
CHOICES			
Nursing Facility Care	24,243,979	91,772,854	86,516,868
HCBS Services	7,898,356	32,200,860	30,320,237
Subtotal CHOICES	32,142,335	123,973,714	116,837,105
Value Based Payouts	103,493	103,493	96,614
Value Based Recoveries	-	-	(28,791)
Other Medical Incentive Pool and Withhold Adjustments	-	-	-
Subtotal Hospital, Medical, MH&SAS, CHOICES	124,025,852	459,603,390	418,455,075
LESS:			
Net Reinsurance Recoveries Incurred	-	-	-
Copayments	-	-	-
Subrogation and Coordination of Benefits	-	-	-
Subtotal Reinsurance, Copay, Subrogation	-	-	-
Total Hospital, Medical, MH&SAS	124,025,852	459,603,390	418,455,075
Administration:			
Compensation	-	-	-
Direct and Allocated Admin expenses	-	-	-
Marketing	-	-	-
Interest Expense	-	-	-
Premium Tax Expense	8,262,891	35,218,210	33,167,789
Occupancy, Depreciation, and Amortization	-	-	-
Other Administration - Write-Ins	10,897,049	57,392,813	53,379,570
Total Administration Expenses	19,159,939	92,611,023	86,547,359
Total Expenses	143,185,791	552,214,413	505,002,434
Extraordinary Item	-	-	-
Provision for Income Tax	(628,154)	6,553,497	11,474,043
Net Income (Loss)	(2,363,056)	24,653,633	43,164,258
Write-Ins for Other Revenues			
Other Revenue - TennCare Bonuses	-	-	-
Other Revenue - ECF Administration Revenue and TennCare Bonuses	489,753	1,928,671	1,838,959
Other Revenue - Risk Corridor refund	-	(3,860,257)	-
Other Revenue - Risk Corridor Accrual	1,989,986	6,607,865	-
Total Other Revenues	2,479,739	4,676,279	1,838,959
Write-Ins for Other Medical and Hospital			
Premium Deficiency Reserve	-	-	-
Other Miscellaneous	3,076	696,602	(24,132)
Other Capitated Services	1,655	4,416	79,617
Total Other Medical and Hospital	4,731	701,018	55,486
Write-Ins for Other MH & SS			
Other Capitated Services	447,599	1,611,825	1,438,184
Other Miscellaneous	-	-	-
Total Other MH & SS	447,599	1,611,825	1,438,184
Write-Ins for Other Administration			
Administrative Services Fee	9,212,808	47,660,640	43,668,701
Behavioral Healthcare Services	1,363,163	5,359,606	5,085,427
Other Miscellaneous	321,078	4,372,567	4,625,442
Total Other Administration	10,897,049	57,392,813	53,379,570

Note

The pass-through revenue and associated taxes are excluded.
Premium taxes reported on accrual basis, please reference the reconciliation of cash to Accrual basis accounting.

UnitedHealthcare Plan of the River Valley - Consolidated Tennessee (Includes CHIP - CoverKids)
Reconciliation Between 2A and MLR Report
As of December 31, 2022

<u>Capitation Revenue</u>	<u>Revenue</u>	
Revenue Reported per MLR Report	2,158,534,385	
STAT Adjustment	10,070,705	
	2,168,605,089	
TennCare Capitation per 2A	2,133,122,176	A
Other Revenues	18,314,113	
Less: Restated Revenue for Prior Months	17,168,800	
	2,168,605,089	
Difference	-	
<u>Claims & Reserve</u>	<u>Claims</u>	
Total 2A Paid Claims and Change in Reserves	1,774,933,962	B
	1,774,933,962	
Incurred Claims per the MLR for the Reporting Period	2,020,345,473	
STAT Adjustment	-	
Transportation Admin Expense Reclassed to Admin Section on MLR	10,469,220	
Pass Through - Expenses	(262,326,467)	
Restated Prior Year Incurred Claims	6,445,736	
Adjusted MLR	1,774,933,962	
Difference (rounding)	-	
Write-Ins for Other Revenues		
Other Revenue - TennCare Bonuses	-	
Other Revenue - ECF Administration Revenue and TennCare Bonuses	7,436,600	
Other Revenue - Risk Corridor Refund	(13,455,847)	A
Other Revenue - Risk Corridor Accrual	24,333,360	A
Total Other Revenues	18,314,113	

A - Ties to the Tennessee Exhibit of Premiums, Enrollment and Utilization Line 15 Column 2 + 9

B - Ties to the Tennessee Exhibit of Premiums, Enrollment and Utilization Line 18 Column 2 + 9

UnitedHealthcare Plan of the River Valley - East Tennessee (Includes CHIP - CoverKids)
Reconciliation Between 2A and MLR Report
As of December 31, 2022

<u>Capitation Revenue</u>	<u>Revenue</u>
Revenue Reported per MLR Report	729,672,259
STAT Adjustment	1,779,651
	731,451,910
TennCare Capitation per 2A	718,772,682
Other Revenues	12,912,272
Less: Restated Revenue for Prior Months	(233,044)
	731,451,910
Difference	-
<u>Claims & Reserve</u>	<u>Claims</u>
Total 2A Paid Claims and Change in Reserves	606,551,753
	606,551,753
Incurred Claims per the MLR for the Reporting Period	682,472,493
STAT Adjustment	-
Transportation Admin Expense Reclassed to Admin Section on MLR	3,404,532
Pass Through - Expenses	(83,679,424)
Restated Prior Year Incurred Claims	4,354,152
Adjusted MLR	606,551,753
Difference (rounding)	-
Write-Ins for Other Revenues	
Other Revenue - TennCare Bonuses	-
Other Revenue - ECF Administration Revenue and TennCare Bonuses	2,575,180
Other Revenue - Risk Corridor Refund	(4,501,697)
Other Revenue - Risk Corridor Accrual	14,838,789
Total Other Revenues	12,912,272

UnitedHealthcare Plan of the River Valley - Middle Tennessee (Includes CHIP - CoverKids)
Reconciliation Between 2A and MLR Report
As of December 31, 2022

<u>Capitation Revenue</u>	<u>Revenue</u>
Revenue Reported per MLR Report	844,171,261
STAT Adjustment	5,906,811
	850,078,072
TennCare Capitation per 2A	835,604,230
Other Revenues	725,562
Less: Restated Revenue for Prior Months	13,748,281
	850,078,072
Difference	-
<u>Claims & Reserve</u>	<u>Claims</u>
Total 2A Paid Claims and Change in Reserves	708,778,819
	708,778,819
Incurred Claims per the MLR for the Reporting Period	799,376,481
STAT Adjustment	-
Transportation Admin Expense Reclassed to Admin Section on MLR	4,136,275
Pass Through - Expenses	(103,115,147)
Restated Prior Year Incurred Claims	8,381,209
Adjusted MLR	708,778,819
Difference (rounding)	-
Write-Ins for Other Revenues	
Other Revenue - TennCare Bonuses	-
Other Revenue - ECF Administration Revenue and TennCare Bonuses	2,932,749
Other Revenue - Risk Corridor Refund	(5,093,893)
Other Revenue - Risk Corridor Accrual	2,886,706
Total Other Revenues	725,562

UnitedHealthcare Plan of the River Valley - West Tennessee (Includes CHIP - CoverKids)
Reconciliation Between 2A and MLR Report
As of December 31, 2022

<u>Capitation Revenue</u>	<u>Revenue</u>
Revenue Reported per MLR Report	584,690,864
STAT Adjustment	2,384,243
	587,075,108
TennCare Capitation per 2A	578,745,264
Other Revenues	4,676,279
Less: Restated Revenue for Prior Months	3,653,564
	587,075,108
Difference	-
<hr/>	
<u>Claims & Reserve</u>	<u>Claims</u>
Total 2A Paid Claims and Change in Reserves	459,603,390
	459,603,390
Incurred Claims per the MLR for the Reporting Period	538,496,499
STAT Adjustment	-
Transportation Admin Expense Reclassed to Admin Section on MLR	2,928,412
Pass Through - Expenses	(75,531,897)
Restated Prior Year Incurred Claims	(6,289,624)
Adjusted MLR	459,603,390
Difference (rounding)	-
<hr/>	
Write-Ins for Other Revenues	
Other Revenue - TennCare Bonuses	-
Other Revenue - ECF Administration Revenue and TennCare Bonuses	1,928,671
Other Revenue - Risk Corridor Refund	(3,860,257)
Other Revenue - Risk Corridor Accrual	6,607,865
Total Other Revenues	4,676,279

Medical Loss Ratio Report - Non-CHOICES and CHOICES

Region:	East
MCO:	UnitedHealthcare Plan of the River Valley, Inc.
As of:	12/31/2022

		Jan-22	Feb-22	Mar-22	Apr-22	May-22	Jun-22	Jul-22	Aug-22	Sep-22	Oct-22	Nov-22	Dec-22	FY22	CY22	
Incurred / Service Month	Incentive / Bonus Payments Made to Network Providers	\$ 24,695	\$ 24,695	\$ 24,695	\$ 24,695	\$ 24,695	\$ 24,695	\$ 24,695	\$ 24,695	\$ 24,695	\$ 24,695	\$ 24,712	\$ 67,587	\$ 311,547	\$ 339,248	
	Other Capitation and Non-system Costs	\$ -	\$ -	\$ -	\$ -	\$ -	\$ -	\$ -	\$ -	\$ -	\$ -	\$ -	\$ -	\$ -	\$ -	
	Other Medical (Explain in comments)	\$ 675,001	\$ 536,101	\$ 535,785	\$ 733,056	\$ 390,152	\$ 733,985	\$ 788,720	\$ 732,190	\$ 743,329	\$ 734,428	\$ 548,211	\$ 1,026,986	\$ (5,123,519)	\$ 8,177,944	
	Directed Payments (Actual Distributions)															
	Hospital	\$ 5,242,165	\$ 5,242,165	\$ 5,242,165	\$ 4,698,336	\$ 4,698,336	\$ 4,698,336	\$ -	\$ -	\$ -	\$ -	\$ -	\$ -	\$ -	\$ 58,029,219	\$ 29,821,502
	Emergency Transport	\$ 195,381	\$ 195,381	\$ 195,381	\$ 195,381	\$ 195,381	\$ 195,381	\$ -	\$ -	\$ -	\$ -	\$ -	\$ -	\$ -	\$ 2,308,749	\$ 1,172,286
	Medication Therapy Management	\$ -	\$ -	\$ -	\$ -	\$ -	\$ -	\$ -	\$ -	\$ -	\$ -	\$ -	\$ -	\$ -	\$ -	\$ -
	PCMH Outcome Payments	\$ -	\$ -	\$ -	\$ -	\$ -	\$ -	\$ -	\$ -	\$ -	\$ -	\$ -	\$ -	\$ -	\$ 1,087,089	\$ -
	PCMH Activity and Transformation Payments	\$ 294,545	\$ 294,865	\$ 292,456	\$ 305,833	\$ 300,050	\$ 310,970	\$ 308,470	\$ 308,726	\$ 311,643	\$ 312,425	\$ 314,457	\$ 317,021	\$ 3,574,861	\$ 3,671,460	
	Health Link Outcome payments	\$ -	\$ -	\$ -	\$ -	\$ -	\$ -	\$ -	\$ -	\$ -	\$ -	\$ -	\$ -	\$ -	\$ 412,892	\$ -
	Provider UPL	\$ 101,491	\$ 101,491	\$ 101,491	\$ 97,726	\$ 97,726	\$ 97,726	\$ 100,849	\$ 100,849	\$ 100,849	\$ 100,849	\$ -	\$ -	\$ 1,262,012	\$ 900,197	
	Misc. Directed Payment (Explain in comments)	\$ 943,934	\$ 943,934	\$ 943,934	\$ 943,934	\$ 943,934	\$ 943,934	\$ 886,903	\$ 886,903	\$ 886,903	\$ 882,718	\$ 882,718	\$ 882,718	\$ 10,522,185	\$ 10,972,469	
	Total Payments	\$ 55,576,559	\$ 52,200,616	\$ 54,951,311	\$ 51,835,877	\$ 55,221,597	\$ 52,475,185	\$ 45,228,278	\$ 49,863,913	\$ 47,808,038	\$ 47,383,717	\$ 43,042,923	\$ 43,042,923	\$ 15,916,026	\$ 629,802,096	\$ 571,504,041
	IBNR Reserves	Inpatient IBNR	\$ 1,066,837	\$ 917,558	\$ 1,212,160	\$ 1,233,501	\$ 1,394,548	\$ 1,375,778	\$ 1,390,970	\$ 1,836,655	\$ 2,307,259	\$ 2,160,535	\$ 4,208,402	\$ 8,395,292	\$ 12,411,672	\$ 27,499,497
Outpatient IBNR		\$ 17,438	\$ 34,036	\$ 59,375	\$ 75,025	\$ 93,091	\$ 162,573	\$ 213,111	\$ 388,458	\$ 590,203	\$ 1,049,767	\$ 1,406,618	\$ 7,061,066	\$ 410,736	\$ 11,150,762	
Professional IBNR		\$ 39,094	\$ 52,341	\$ 71,160	\$ 59,716	\$ 61,178	\$ 92,464	\$ 124,647	\$ 196,364	\$ 343,670	\$ 546,621	\$ 1,350,639	\$ 5,186,696	\$ 543,669	\$ 8,124,589	
Behavioral Health IBNR		\$ -	\$ 174	\$ 20,589	\$ (1,461)	\$ 36,181	\$ (1,044)	\$ 128,194	\$ 71,055	\$ 90,250	\$ 128,194	\$ 311,229	\$ 623,348	\$ 4,096,850	\$ 77,598	\$ 5,375,372
LTC IBNR		\$ 25,389	\$ 28,541	\$ 27,072	\$ 67,186	\$ 50,994	\$ 108,039	\$ 107,590	\$ 175,097	\$ 368,589	\$ 348,858	\$ 1,063,907	\$ 11,325,982	\$ 359,025	\$ 13,697,244	
Incentive / Bonus Payment Accruals		\$ 31,673	\$ 31,673	\$ 31,673	\$ 31,673	\$ 31,673	\$ 31,673	\$ 31,673	\$ 31,673	\$ 31,673	\$ 31,673	\$ 31,673	\$ 31,673	\$ 380,073	\$ 380,073	
Estimated Directed Payment Accruals		\$ 138,576	\$ 263,290	\$ 263,710	\$ 265,789	\$ 266,795	\$ 268,042	\$ 5,864,113	\$ 5,896,053	\$ 5,941,321	\$ 5,969,973	\$ 6,002,775	\$ 6,001,072	\$ 1,533,806	\$ 37,141,509	
Other IBNR (Explain in comments)		\$ -	\$ -	\$ -	\$ -	\$ -	\$ -	\$ -	\$ -	\$ -	\$ -	\$ -	\$ -	\$ -	\$ -	
Total IBNR		\$ 1,319,014	\$ 1,327,613	\$ 1,685,738	\$ 1,731,431	\$ 1,934,460	\$ 2,037,525	\$ 7,803,158	\$ 8,614,549	\$ 9,710,909	\$ 10,418,655	\$ 14,687,362	\$ 14,687,362	\$ 42,098,631	\$ 15,716,578	\$ 103,369,046
Total Payments and Remaining IBNR		\$ 56,895,573	\$ 53,528,229	\$ 56,637,049	\$ 53,567,308	\$ 57,156,057	\$ 54,512,710	\$ 53,031,436	\$ 58,478,462	\$ 57,518,947	\$ 57,802,372	\$ 57,730,285	\$ 58,014,657	\$ 645,518,674	\$ 674,873,086	
Additional Items for Incurred Claims Calculation		Withholds from Payments Made to Network Providers (+)	\$ -	\$ -	\$ -	\$ -	\$ -	\$ -	\$ -	\$ -	\$ -	\$ -	\$ -	\$ -	\$ -	\$ -
		Recoverable Claims for Anticipated Coordination of Benefits (+)	\$ -	\$ -	\$ -	\$ -	\$ -	\$ -	\$ -	\$ -	\$ -	\$ -	\$ -	\$ -	\$ -	\$ -
		Claim Payment Recoveries Received Through Subrogation (+)	\$ -	\$ -	\$ -	\$ -	\$ -	\$ -	\$ -	\$ -	\$ -	\$ -	\$ -	\$ -	\$ (8,194)	\$ -
		Overpayment Recoveries Received from Network Providers (-)	\$ 100,008	\$ 51,868	\$ 19,780	\$ 26,346	\$ 27,460	\$ 19,987	\$ 12,752	\$ 41,211	\$ 100,288	\$ 14,905	\$ 2,127	\$ 21	\$ 460,982	\$ 416,754
	Prescription Drug Rebates Received and Accrued (-)	\$ -	\$ -	\$ -	\$ -	\$ -	\$ -	\$ -	\$ -	\$ -	\$ -	\$ -	\$ -	\$ -	\$ -	
	Claims Payments Recovered through Fraud Reduction Efforts (+)	\$ -	\$ 46,260	\$ -	\$ 337,961	\$ 30,089	\$ -	\$ 7,983	\$ 218,112	\$ 24,748	\$ 4,622	\$ 94,167	\$ -	\$ 474,017	\$ 763,941	
	Net Payments of Receipts Related to State mandated Solvency Funds (+)	\$ -	\$ -	\$ -	\$ -	\$ -	\$ -	\$ -	\$ -	\$ -	\$ -	\$ -	\$ -	\$ -	\$ -	
	Incurred Claims	\$ 56,795,566	\$ 53,522,621	\$ 56,617,269	\$ 53,646,547	\$ 57,158,686	\$ 54,492,723	\$ 53,026,667	\$ 58,543,514	\$ 57,443,408	\$ 57,792,089	\$ 57,771,284	\$ 58,014,636	\$ 645,291,140	\$ 674,825,009	
	Administrative Cost Breakdown	Operational Administrative Costs														
		Claims Processing and Member Services	\$ 1,224,968	\$ 1,050,303	\$ 1,066,793	\$ 1,047,411	\$ 1,001,859	\$ 1,074,971	\$ 1,028,250	\$ 965,534	\$ 905,181	\$ 1,152,554	\$ 1,306,930	\$ 1,552,125	\$ 12,889,672	\$ 13,376,880
IT, Finance, and Management		\$ 898,952	\$ 688,142	\$ 702,202	\$ 960,092	\$ 915,384	\$ 875,256	\$ 895,248	\$ 932,991	\$ 681,729	\$ 872,743	\$ 674,453	\$ 574,236	\$ 9,104,323	\$ 9,671,431	
Marketing/Outreach		\$ 11,141	\$ 63,112	\$ 50,779	\$ 59,101	\$ 54,117	\$ 47,711	\$ 2,932	\$ 12,070	\$ 39,410	\$ 36,811	\$ 47,704	\$ 72,266	\$ 492,608	\$ 497,353	
Network Development		\$ 204,944	\$ 149,926	\$ 198,046	\$ 201,878	\$ 185,922	\$ 179,728	\$ 194,868	\$ 185,620	\$ 137,933	\$ 179,917	\$ 191,309	\$ 120,222	\$ 2,130,631	\$ 2,130,314	
Corporate Overhead Allocation (provide allocation formula across owned plans in comments)		\$ 212,261	\$ 198,348	\$ 259,999	\$ 295,940	\$ 260,488	\$ 257,281	\$ 240,457	\$ 336,548	\$ 236,376	\$ 562,525	\$ 440,295	\$ 458,695	\$ 2,602,423	\$ 3,759,214	
Reinsurance Premiums		\$ 58,803	\$ 59,116	\$ 59,360	\$ 59,840	\$ 59,964	\$ 60,074	\$ 60,385	\$ 60,653	\$ 60,819	\$ 61,096	\$ 61,241	\$ 61,946	\$ 685,634	\$ 723,297	
Administrative Costs Associated with Subcapitated Arrangements		\$ 275,779	\$ 277,414	\$ 281,610	\$ 280,374	\$ 281,610	\$ 282,973	\$ 284,242	\$ 285,798	\$ 288,038	\$ 289,038	\$ 290,047	\$ 290,433	\$ 3,263,480	\$ 3,404,532	
General Operating Expenses (rent, utilities, etc.)		\$ 86,407	\$ 16,913	\$ 20,307	\$ 21,344	\$ 11,518	\$ 1,658	\$ 18,772	\$ 15,900	\$ 17,426	\$ 65,518	\$ 23,563	\$ 8,424	\$ 506,021	\$ 307,749	
Medical Management		\$ 1,259,021	\$ 1,022,847	\$ 1,390,683	\$ 1,316,218	\$ 1,239,163	\$ 1,234,205	\$ 1,332,386	\$ 1,208,509	\$ 1,016,424	\$ 720,827	\$ 1,223,006	\$ 1,003,008	\$ 14,272,266	\$ 13,966,297	
Fraud Reduction Expenses [42 CFR § 438.8(e)(2)(iii)(B)]		\$ 108,491	\$ 83,406	\$ 109,474	\$ 105,586	\$ 111,186	\$ 152,340	\$ 166,547	\$ 106,263	\$ 100,814	\$ 43,016	\$ 43,126	\$ 119,543	\$ 1,601,049	\$ 1,249,791	
Fines and Penalties Assessed by Regulatory Authorities		\$ -	\$ -	\$ -	\$ -	\$ -	\$ -	\$ -	\$ -	\$ -	\$ -	\$ -	\$ -	\$ -	\$ -	
Other (Explain in comments)		\$ 285,164	\$ 460,506	\$ 232,753	\$ 183,878	\$ 230,375	\$ 193,725	\$ 192,177	\$ 207,538	\$ 897,930	\$ 178,972	\$ 183,483	\$ 128,129	\$ 2,622,968	\$ 3,374,631	
Health Care Quality Improvement and Other Expenses																
Activities Related to Improvement of Health Outcomes		\$ 665,505	\$ 600,552	\$ 669,695	\$ 691,990	\$ 666,419	\$ 648,293	\$ 669,977	\$ 660,409	\$ 661,822	\$ 599,326	\$ 643,835	\$ 396,901	\$ 7,411,774	\$ 7,574,722	
Activities to Prevent Hospital Readmission		\$ 416,096	\$ 364,522	\$ 391,497	\$ 418,258	\$ 403,390	\$ 396,128	\$ 405,689	\$ 399,641	\$ 402,972	\$ 735,338	\$ 437,505	\$ 363,500	\$ 4,684,648	\$ 5,134,535	
Improvement of Patient Safety and Reduce Medical Errors		\$ 394,902	\$ 339,026	\$ 381,623	\$ 396,572	\$ 380,102	\$ 372,636	\$ 377,624	\$ 381,658	\$ 376,243	\$ 377,676	\$ 350,456	\$ 380,708	\$ 4,412,852	\$ 4,413,814	
Wellness and Health Promotion Activities		\$ 316,704	\$ 268,384	\$ 292,981	\$ 317,716	\$ 303,534	\$ 296,902	\$ 304,621	\$ 300,122	\$ 301,050	\$ 247,499	\$ 300,312	\$ 226,506	\$ 4,258,847	\$ 3,476,330	
Health Information Technology Expenses Related to Improving Health Care Quality		\$ 204,699	\$ 176,951	\$ 192,035	\$ 205,860	\$ 197,730	\$ 198,864	\$ 198,723	\$ 195,750	\$ 199,383	\$ 364,140	\$ 253,292	\$ 163,097	\$ 2,175,392	\$ 2,550,523	
Allowable Technology Implementation Expenses (Explain in comments)		\$ -	\$ -	\$ -	\$ -	\$ -	\$ -	\$ -	\$ -	\$ -	\$ -	\$ -	\$ -	\$ -	\$ -	
Activities Related to External Quality Review		\$ -	\$ -	\$ -	\$ -	\$ -	\$ -	\$ -	\$ -	\$ -	\$ -	\$ -	\$ -	\$ -	\$ -	
Fraud Prevention Expenses [42 CFR § 438.8(e)(4)]	\$ -	\$ -	\$ -	\$ -	\$ -	\$ -	\$ -	\$ -	\$ -	\$ -	\$ -	\$ -	\$ -	\$ -		
Total Admin	\$ 6,623,839	\$ 5,819,467	\$ 6,283,363	\$ 6,562,059	\$ 6,302,761	\$ 6,272,745	\$ 6,376,932	\$ 6,249,590	\$ 6,325,031	\$ 6,459,775	\$ 6,500,807	\$ 5,835,043	\$ 73,114,588	\$ 75,611,413		
MLR Calculations	MLR Numerator from 42 CFR § 438.8	\$ 58,793,472	\$ 55,272,055	\$ 58,531,300	\$ 55,676,944	\$ 59,109,861	\$ 56,405,546	\$ 54,987,334	\$ 60,475,680	\$ 59,386,309	\$ 60,088,847	\$ 59,786,935	\$ 59,460,651	\$ 668,234,653	\$ 697,974,933	
	MLR Denominator from 42 CFR § 438.8 (from row 28)	\$ 61,923,985	\$ 61,805,546	\$ 62,046,298	\$ 62,544,832	\$ 62,682,796	\$ 62,813,766	\$ 63,227,245	\$ 63,511,543	\$ 63,713,552	\$ 63,998,285	\$ 64,168,810	\$ 64,139,630	\$ 740,634,904	\$ 756,576,287	
	MLR in Compliance with 42 CFR § 438.8	94.9%	89.4%	94.3%	89.3%	94.3%	89.8%	87.0%	95.2%	93.2%	93.9%	92.3%	92.7%	90.2%	92.3%	
	Alternate MLR Numerator	\$ 49,879,474	\$ 46,481,495	\$ 49,578,132	\$ 47,139,547	\$ 50,656,464	\$ 47,978,333	\$ 45,866,332	\$ 51,350,984	\$ 50,202,692	\$ 50,626,973	\$ 50,571,334	\$ 50,813,824	\$ 566,560,328	\$ 591,145,585	
	Alternate MLR Denominator (from row 29)	\$ 57,468,367	\$ 58,052,588	\$ 58,258,887	\$ 58,714,996	\$ 58,849,761	\$ 58,965,059	\$ 59,255,392	\$ 59,516,461	\$ 59,699,231	\$ 59,973,450	\$ 60,125,086	\$ 61,572,793	\$ 681,039,182	\$ 710,452,070	
Alternate MLR	86.8%	80.1%	85.1%	80.3%	86.1%	81.4%	77.4%	86.3%	84.1%	84.4%	84.1%	82.5%	83.2%	83.2%		
Additional Metrics	Per Member Incurred Claims	\$ 352.96	\$ 330.82	\$ 348.57	\$ 327.59	\$ 348.23	\$ 330.64	\$ 320.21	\$ 351.24	\$ 343.49	\$ 344.11	\$ 342.05	\$ 343.03	\$ 334.66	\$ 340.25	
	Reserve Total as a Percentage of Total Payments	2.4%	2.3%	2.9%	3.1%	3.3%	3.7%	4.2%	5.3%	7.5%	8.8%					

Medical Loss Ratio Report - Non-CHOICES and CHOICES

Region:	East
MCO:	UnitedHealthcare Plan of the River Valley, Inc.
As of:	12/31/2022

Incurred / Service Month		Jan-22	Feb-22	Mar-22	Apr-22	May-22	Jun-22	Jul-22	Aug-22	Sep-22	Oct-22	Nov-22	Dec-22	FY22	CV22
Administrative Cost Percentages	Total Administrative Costs as % of Gross Revenue	10.03%	8.83%	9.49%	9.83%	9.43%	9.36%	9.45%	9.22%	9.31%	9.46%	9.50%	8.54%	9.26%	9.37%
	Fixed Admin	5.10%	4.62%	4.50%	4.82%	4.65%	4.66%	4.57%	4.59%	4.95%	5.04%	4.77%	4.95%	4.55%	4.77%
	Care Coordination Costs, excluding QI Expenses	1.91%	1.55%	2.10%	1.97%	1.85%	1.84%	1.98%	1.78%	1.50%	1.06%	1.79%	1.47%	1.81%	1.73%
	Quality Improvement Expenses	3.03%	2.65%	2.89%	3.04%	2.92%	2.85%	2.91%	2.85%	2.86%	3.36%	2.94%	2.12%	2.91%	2.87%
	Premium Tax	6.24%	6.27%	6.26%	6.26%	6.26%	6.26%	6.26%	6.26%	6.26%	6.26%	6.26%	6.17%	6.17%	6.25%

Medical Loss Ratio Report - Non-CHOICES and CHOICES

Region:	Middle
MCO:	UnitedHealthcare Plan of the River Valley, Inc.
As of:	12/31/2022

		Incurred / Service Month												FY22	CV22
Enrollment	Total Member Months	Jan-22	Feb-22	Mar-22	Apr-22	May-22	Jun-22	Jul-22	Aug-22	Sep-22	Oct-22	Nov-22	Dec-22		
Revenue	Capitation Payment for All Members, excluding Directed Payment amounts	\$ 70,816,500	\$ 70,256,745	\$ 70,454,030	\$ 71,012,090	\$ 71,285,127	\$ 71,474,720	\$ 71,703,887	\$ 71,957,494	\$ 72,154,264	\$ 72,239,455	\$ 72,533,051	\$ 72,226,350	\$ 830,414,543	\$ 858,113,714
	Directed Payments Received (gross)	\$ 9,861,968	\$ 10,616,693	\$ 10,627,377	\$ 10,709,690	\$ 10,753,791	\$ 10,798,934	\$ 10,991,913	\$ 11,046,722	\$ 11,103,570	\$ 11,152,597	\$ 11,207,398	\$ 10,145,676	\$ 121,154,646	\$ 129,016,331
	Withholds	\$ -	\$ -	\$ 249	\$ 298	\$ 365	\$ 378	\$ 525	\$ 328	\$ 220	\$ (95)	\$ 13,983	\$ 2,059,301	\$ 1,289	\$ 2,075,551
	Accrual for ACA Health Insurer Fee (gross)	\$ -	\$ -	\$ -	\$ -	\$ -	\$ -	\$ -	\$ -	\$ -	\$ -	\$ -	\$ -	\$ -	\$ -
	Risk Sharing Mechanism Receipts	\$ -	\$ -	\$ -	\$ -	\$ -	\$ -	\$ -	\$ -	\$ -	\$ -	\$ -	\$ -	\$ -	\$ -
	Reinsurance Recovery	\$ -	\$ -	\$ -	\$ -	\$ -	\$ -	\$ -	\$ -	\$ -	\$ -	\$ -	\$ -	\$ -	\$ -
	Unpaid Cost Sharing Amounts	\$ -	\$ -	\$ -	\$ -	\$ -	\$ -	\$ -	\$ -	\$ -	\$ -	\$ -	\$ -	\$ -	\$ -
	Changes to Unearned Premium Reserves	\$ (1,881,992)	\$ (1,898,960)	\$ (1,910,971)	\$ (1,941,497)	\$ (1,950,094)	\$ (1,951,146)	\$ (1,957,668)	\$ (1,967,081)	\$ (1,990,401)	\$ (1,990,118)	\$ (2,000,089)	\$ (1,927,135)	\$ (11,534,660)	\$ (23,367,152)
	Other Accruals (Explain in comments)	\$ (1,537,113)	\$ (667,068)	\$ (652,294)	\$ (657,362)	\$ (662,444)	\$ (662,217)	\$ (624,075)	\$ (624,715)	\$ (623,770)	\$ (631,788)	\$ (645,866)	\$ (1,659,040)	\$ (11,184,940)	\$ (9,647,753)
	Gross Revenue	\$ 77,259,364	\$ 78,307,410	\$ 78,518,391	\$ 79,123,218	\$ 79,426,745	\$ 79,660,670	\$ 80,114,583	\$ 80,412,747	\$ 80,643,883	\$ 80,770,051	\$ 81,108,476	\$ 80,845,152	\$ 928,859,879	\$ 956,190,690
	Accrual for ACA Health Insurer Fee (gross, from above)	\$ -	\$ -	\$ -	\$ -	\$ -	\$ -	\$ -	\$ -	\$ -	\$ -	\$ -	\$ -	\$ -	\$ -
	State Premium Tax	\$ 4,840,708	\$ 4,852,406	\$ 4,864,884	\$ 4,903,307	\$ 4,922,335	\$ 4,936,419	\$ 4,961,748	\$ 4,980,253	\$ 4,995,470	\$ 5,003,523	\$ 5,024,427	\$ 4,942,322	\$ 57,094,151	\$ 59,227,803
	Federal Taxes and Assessments [42 CFR § 438.8 (f)(3)(iii)]	\$ -	\$ -	\$ -	\$ -	\$ -	\$ -	\$ -	\$ -	\$ -	\$ -	\$ -	\$ -	\$ 298,368	\$ -
	Community Benefit Expenditures [42 CFR § 438.8 (f)(3)(v)]	\$ -	\$ -	\$ -	\$ -	\$ -	\$ -	\$ -	\$ -	\$ -	\$ -	\$ -	\$ -	\$ -	\$ -
	Other Federal, State, Local Taxes and Licensing and Regulatory Fees	\$ -	\$ -	\$ -	\$ -	\$ -	\$ -	\$ -	\$ -	\$ -	\$ -	\$ -	\$ -	\$ -	\$ -
Revenue Net of Taxes and Fees (CMS' MLR Denominator)	\$ 72,418,656	\$ 73,455,003	\$ 73,653,507	\$ 74,219,911	\$ 74,504,410	\$ 74,724,251	\$ 75,152,835	\$ 75,432,494	\$ 75,648,413	\$ 75,766,528	\$ 76,084,049	\$ 75,902,831	\$ 871,458,359	\$ 896,962,887	
Alternate MLR Denominator	\$ 66,567,510	\$ 66,041,340	\$ 66,227,037	\$ 66,751,662	\$ 67,008,385	\$ 67,186,615	\$ 67,402,179	\$ 67,640,372	\$ 67,825,229	\$ 67,904,992	\$ 68,195,050	\$ 69,952,070	\$ 780,590,960	\$ 808,702,441	
Paid Medical Expense <small>(Payments by the Claims Processing System for Covered Services for the Month) <small>Expenses for ASC arrangements with the State (pharmacy, dental) should NOT be included</small></small>	Medical Services														
	CMS 1450/UB 92 Payments														
	Inpatient - Maternity	\$ 64,754	\$ 63,816	\$ 47,175	\$ 48,851	\$ 45,668	\$ 53,250	\$ 72,679	\$ 35,726	\$ 51,593	\$ 35,339	\$ 48,943	\$ 12,036	\$ 592,309	\$ 579,831
	Inpatient - Newborn	\$ 5,140,414	\$ 2,593,657	\$ 4,513,208	\$ 3,426,205	\$ 3,671,524	\$ 4,157,961	\$ 3,181,956	\$ 4,077,409	\$ 2,324,359	\$ 2,127,483	\$ 1,641,579	\$ 163,471	\$ 50,186,652	\$ 37,019,225
	Inpatient - Medical	\$ 2,285,076	\$ 1,946,441	\$ 1,805,723	\$ 1,682,883	\$ 1,749,260	\$ 1,933,109	\$ 1,808,173	\$ 1,999,696	\$ 1,887,413	\$ 1,940,563	\$ 1,590,285	\$ 282,781	\$ 26,480,619	\$ 20,911,403
	Inpatient - Surgery	\$ 1,013,427	\$ 1,314,020	\$ 1,334,833	\$ 1,427,822	\$ 1,521,783	\$ 1,194,839	\$ 1,261,804	\$ 1,188,321	\$ 798,991	\$ 1,035,086	\$ 600,007	\$ 53,144	\$ 16,227,774	\$ 12,744,077
	Inpatient - Other	\$ 4,789,891	\$ 4,889,548	\$ 4,901,313	\$ 4,193,502	\$ 4,220,497	\$ 5,417,152	\$ 4,033,934	\$ 5,334,812	\$ 3,533,719	\$ 3,311,031	\$ 2,297,002	\$ 397,300	\$ 59,527,309	\$ 46,919,702
	Outpatient - Emergency Room	\$ 2,831,349	\$ 2,338,015	\$ 2,684,641	\$ 2,811,538	\$ 2,958,265	\$ 2,671,948	\$ 2,830,349	\$ 3,103,333	\$ 2,925,682	\$ 3,037,002	\$ 3,330,739	\$ 1,583,355	\$ 33,269,799	\$ 33,106,216
	Outpatient - Laboratory	\$ 777,542	\$ 435,216	\$ 447,945	\$ 527,179	\$ 450,824	\$ 420,757	\$ 449,119	\$ 557,662	\$ 470,639	\$ 549,526	\$ 638,602	\$ 250,786	\$ 6,420,091	\$ 5,975,777
	Outpatient - Radiology	\$ 422,246	\$ 467,155	\$ 543,447	\$ 509,156	\$ 509,469	\$ 511,986	\$ 487,855	\$ 577,135	\$ 555,121	\$ 520,469	\$ 499,038	\$ 245,779	\$ 5,861,426	\$ 5,848,858
	Outpatient - Surgery	\$ 1,698,963	\$ 1,880,277	\$ 2,134,558	\$ 2,077,444	\$ 2,135,427	\$ 1,972,836	\$ 2,097,201	\$ 1,972,836	\$ 2,177,087	\$ 1,889,710	\$ 1,801,176	\$ 898,035	\$ 23,327,499	\$ 22,591,395
	Outpatient - Other	\$ 2,918,967	\$ 3,218,513	\$ 3,460,786	\$ 3,863,447	\$ 3,816,657	\$ 3,659,951	\$ 3,371,835	\$ 4,020,444	\$ 3,510,670	\$ 3,720,934	\$ 3,358,875	\$ 992,811	\$ 41,502,386	\$ 39,913,890
	CMS 1500 Payments														
	Professional - E&M	\$ 5,150,863	\$ 5,061,223	\$ 5,728,935	\$ 5,334,398	\$ 5,338,758	\$ 5,001,579	\$ 4,805,700	\$ 6,156,942	\$ 5,616,703	\$ 5,864,256	\$ 5,974,854	\$ 2,948,067	\$ 64,419,597	\$ 62,982,277
	Professional - Home Health	\$ 466,670	\$ 478,686	\$ 555,541	\$ 467,614	\$ 483,222	\$ 408,433	\$ 342,501	\$ 533,347	\$ 520,250	\$ 495,450	\$ 466,943	\$ 219,527	\$ 5,737,735	\$ 5,438,582
	Professional - Maternity	\$ 740,194	\$ 523,784	\$ 626,709	\$ 561,258	\$ 544,658	\$ 672,507	\$ 656,915	\$ 780,210	\$ 630,713	\$ 575,774	\$ 563,360	\$ 245,299	\$ 7,474,432	\$ 7,121,382
	Professional - Surgery	\$ 827,109	\$ 842,935	\$ 1,111,715	\$ 1,075,704	\$ 999,542	\$ 980,121	\$ 860,486	\$ 1,029,742	\$ 933,108	\$ 875,332	\$ 736,183	\$ 340,823	\$ 11,649,360	\$ 10,612,800
	Professional - DME	\$ 867,419	\$ 902,252	\$ 1,137,343	\$ 1,009,582	\$ 990,931	\$ 1,128,031	\$ 887,625	\$ 1,045,344	\$ 1,040,338	\$ 936,128	\$ 835,977	\$ 474,837	\$ 11,879,147	\$ 11,255,806
	Professional - Lab	\$ 848,182	\$ 839,838	\$ 932,744	\$ 854,095	\$ 840,755	\$ 792,825	\$ 705,963	\$ 925,247	\$ 837,954	\$ 831,061	\$ 998,567	\$ 479,681	\$ 9,792,280	\$ 9,886,912
	Professional - Radiology	\$ 591,415	\$ 660,642	\$ 726,160	\$ 719,809	\$ 710,169	\$ 706,126	\$ 660,480	\$ 735,537	\$ 683,910	\$ 656,246	\$ 610,829	\$ 326,946	\$ 8,108,861	\$ 7,788,269
	Professional - Transportation	\$ 387,093	\$ 366,814	\$ 393,624	\$ 424,218	\$ 430,384	\$ 483,418	\$ 474,343	\$ 452,724	\$ 431,300	\$ 441,490	\$ 416,827	\$ 136,250	\$ 4,989,586	\$ 4,838,485
	Professional - Chiropractor	\$ 1,515	\$ 3,670	\$ 7,602	\$ 8,369	\$ 8,530	\$ 7,863	\$ 7,407	\$ 10,248	\$ 8,366	\$ 8,747	\$ 10,295	\$ 6,318	\$ 40,024	\$ 88,929
	Professional - Other	\$ 4,017,367	\$ 3,392,967	\$ 3,690,371	\$ 3,261,122	\$ 3,628,377	\$ 3,480,473	\$ 3,313,131	\$ 4,038,572	\$ 3,906,120	\$ 3,581,545	\$ 3,765,601	\$ 1,754,658	\$ 43,732,313	\$ 41,830,303
	Behavioral Health Payments														
	Inpatient	\$ 1,731,918	\$ 1,907,724	\$ 2,103,510	\$ 2,090,014	\$ 2,057,286	\$ 2,028,575	\$ 1,978,453	\$ 2,191,815	\$ 2,071,887	\$ 1,916,621	\$ 1,404,482	\$ 214,576	\$ 22,760,170	\$ 21,696,860
	Outpatient	\$ 734,434	\$ 723,756	\$ 830,590	\$ 784,493	\$ 881,016	\$ 906,982	\$ 869,141	\$ 955,503	\$ 921,017	\$ 951,971	\$ 865,376	\$ 428,983	\$ 8,692,653	\$ 9,853,264
	Professional	\$ 1,095,210	\$ 1,074,118	\$ 1,183,940	\$ 1,085,942	\$ 1,178,859	\$ 1,053,274	\$ 997,932	\$ 1,196,019	\$ 1,202,294	\$ 1,134,454	\$ 1,093,689	\$ 488,273	\$ 13,352,423	\$ 12,784,004
	Laboratory / Radiology	\$ 29	\$ -	\$ -	\$ -	\$ 11	\$ 3	\$ 35	\$ 8	\$ 63	\$ 26	\$ 415	\$ 211	\$ 242	\$ 799
	Emergency	\$ -	\$ -	\$ -	\$ -	\$ -	\$ -	\$ -	\$ -	\$ -	\$ -	\$ -	\$ -	\$ 150	\$ -
	Supported Housing	\$ 772,710	\$ 723,035	\$ 783,561	\$ 748,997	\$ 774,904	\$ 715,597	\$ 804,562	\$ 896,779	\$ 888,577	\$ 920,100	\$ 920,175	\$ 310,934	\$ 8,954,316	\$ 9,259,930
	Intensive Outpatient	\$ 114,483	\$ 108,371	\$ 126,225	\$ 103,001	\$ 114,783	\$ 125,670	\$ 104,066	\$ 138,254	\$ 149,274	\$ 145,601	\$ 162,820	\$ 76,059	\$ 1,266,596	\$ 1,468,607
	Partial Hospitalization	\$ 56,337	\$ 68,143	\$ 79,763	\$ 66,789	\$ 67,636	\$ 64,621	\$ 57,778	\$ 83,227	\$ 82,221	\$ 72,802	\$ 66,677	\$ 29,972	\$ 775,116	\$ 795,966
	In Home	\$ -	\$ -	\$ -	\$ -	\$ -	\$ -	\$ -	\$ -	\$ -	\$ -	\$ -	\$ -	\$ -	\$ -
	Transportation	\$ 30,975	\$ 24,258	\$ 26,309	\$ 36,187	\$ 35,540	\$ 29,645	\$ 32,742	\$ 43,043	\$ 34,864	\$ 20,664	\$ 27,577	\$ 17,992	\$ 328,583	\$ 360,797
	Twenty-Three Hour	\$ 7,106	\$ 7,494	\$ 11,501	\$ 11,565	\$ 8,515	\$ 7,796	\$ 9,233	\$ 11,761	\$ 10,833	\$ 19,017	\$ 5,560	\$ 4,533	\$ 144,442	\$ 114,913
	Health Link Activity payments	\$ 1,681,691	\$ 1,680,566	\$ 1,712,936	\$ 1,643,656	\$ 1,684,007	\$ 1,723,107	\$ 1,710,863	\$ 1,785,156	\$ 1,781,045	\$ 1,751,349	\$ 1,702,179	\$ 424,554	\$ 19,947,342	\$ 19,281,108
	Other	\$ 189	\$ 97	\$ 232	\$ 181	\$ 226	\$ 383	\$ 329	\$ 181	\$ 516	\$ 135	\$ 99	\$ -	\$ 1,731	\$ 2,676
	Long-Term Care Payments														
	Hospice	\$ 42,266	\$ 32,071	\$ 28,181	\$ 29,283	\$ 35,350	\$ 24,311	\$ 15,776	\$ 18,544	\$ 11,070	\$ 12,652	\$ 4,638	\$ 2,395	\$ 332,241	\$ 256,538
	Nursing Facility (Lvl 1 and Lvl 2 combined)	\$ 8,317,904	\$ 7,380,841	\$ 8,492,157	\$ 8,248,615	\$ 8,633,182	\$ 8,256,185	\$ 8,812,217	\$ 8,651,618	\$ 8,036,392	\$ 8,220,868	\$ 7,846,503	\$ 305,725	\$ 101,843,440	\$ 91,202,207
	Home and Community Based Services	\$ 2,312,350	\$ 2,235,973	\$ 2,503,276	\$ 2,334,668	\$ 2,469,724	\$ 2,403,278	\$ 2,574,244	\$ 2,629,848	\$ 2,661,295	\$ 2,318,882	\$ 2,318,882	\$ 1,082,163	\$ 29,865,468	\$ 28,269,311
	Acuity and Quality Pmts	\$ -	\$ -	\$ -	\$ -	\$ -	\$ -	\$ -	\$ -	\$ -	\$ -	\$ -	\$ -	\$ -	\$ -
	Capitation and other Non-System Payments (excluding associated admin)														
	Primary Care Physician	\$ -	\$ -	\$ (83)	\$ -	\$ -	\$ -	\$ (3,057)	\$ -	\$ -	\$ -	\$ -	\$ -	\$ (6,042,819)	\$ (3,141)
	Specialty	\$ -	\$ -	\$ -											

Medical Loss Ratio Report - Non-CHOICES and CHOICES

Region:	Middle
MCO:	UnitedHealthcare Plan of the River Valley, Inc.
As of:	12/31/2022

		Jan-22	Feb-22	Mar-22	Apr-22	May-22	Jun-22	Jul-22	Aug-22	Sep-22	Oct-22	Nov-22	Dec-22	FY22	CY22	
Incurred / Service Month	Incentive / Bonus Payments Made to Network Providers	\$ 103,299	\$ 102,629	\$ 115,859	\$ 195,918	\$ 197,073	\$ 187,443	\$ 186,129	\$ 186,129	\$ 187,884	\$ 254,285	\$ 236,752	\$ 355,238	\$ 1,484,950	\$ 2,308,638	
	Other Capitation and Non-system Costs	-	-	-	-	-	-	-	-	-	-	-	-	-	-	
	Other Medical (Explain in comments)	\$ 768,493	\$ 664,223	\$ 374,157	\$ 1,178,212	\$ 1,234,640	\$ 904,538	\$ 1,170,174	\$ 901,312	\$ 1,001,113	\$ 1,125,454	\$ 573,687	\$ 1,231,884	\$ (2,920,521)	\$ 11,127,888	
	Directed Payments (Actual Distributions)															
	Hospital	\$ 7,472,938	\$ 7,472,938	\$ 7,472,938	\$ 3,108,217	\$ 3,108,217	\$ 3,108,217	\$ -	\$ -	\$ -	\$ -	\$ -	\$ -	\$ -	\$ 78,317,415	\$ 31,743,464
	Emergency Transport	\$ 252,794	\$ 252,794	\$ 252,794	\$ 252,794	\$ 252,794	\$ 252,794	\$ -	\$ -	\$ -	\$ -	\$ -	\$ -	\$ -	\$ 3,065,730	\$ 1,516,766
	Medication Therapy Management	-	-	-	-	-	-	-	-	-	-	-	-	-	-	-
	PCMH Outcome Payments	-	-	-	-	-	-	-	-	-	-	-	-	-	-	-
	PCMH Activity and Transformation Payments	\$ 320,688	\$ 324,833	\$ 324,886	\$ 337,705	\$ 336,348	\$ 338,268	\$ 336,304	\$ 350,137	\$ 342,241	\$ 344,180	\$ 343,096	\$ 344,243	\$ 3,914,344	\$ 4,042,928	
	Health Link Outcome payments	-	-	-	-	-	-	-	-	-	-	-	-	-	\$ 1,260,441	-
	Provider UPL	\$ 74	\$ 74	\$ 74	\$ 995	\$ 995	\$ 995	\$ 1,047	\$ 1,047	\$ 1,047	\$ 1,047	\$ -	\$ -	\$ 9,054	\$ 6,347	
	Misc. Directed Payment (Explain in comments)	\$ 867,199	\$ 867,199	\$ 867,199	\$ 867,199	\$ 867,199	\$ 867,199	\$ 834,695	\$ 834,695	\$ 834,695	\$ 829,883	\$ 829,883	\$ 829,883	\$ 10,116,219	\$ 10,196,930	
	Total Payments	\$ 63,053,458	\$ 58,046,568	\$ 64,722,201	\$ 57,995,620	\$ 59,555,539	\$ 59,213,087	\$ 53,157,152	\$ 60,339,527	\$ 53,657,692	\$ 53,470,565	\$ 53,470,565	\$ 49,140,922	\$ 18,258,771	\$ 736,664,739	\$ 650,611,103
	IBNR Reserves	Inpatient IBNR	\$ 535,207	\$ 521,490	\$ 584,855	\$ 597,536	\$ 822,875	\$ 644,410	\$ 1,178,742	\$ 1,496,881	\$ 2,193,144	\$ 4,322,786	\$ 6,781,086	\$ 12,712,215	\$ 6,433,648	\$ 32,391,227
		Outpatient IBNR	\$ 19,151	\$ 25,224	\$ 60,055	\$ 82,065	\$ 107,293	\$ 164,208	\$ 220,824	\$ 386,529	\$ 671,120	\$ 913,239	\$ 1,428,334	\$ 10,378,708	\$ 734,726	\$ 14,456,749
Professional IBNR		\$ 43,706	\$ 57,189	\$ 85,943	\$ 66,472	\$ 92,509	\$ 129,700	\$ 182,151	\$ 207,428	\$ 390,053	\$ 873,107	\$ 1,444,949	\$ 5,782,579	\$ 666,119	\$ 9,355,786	
Behavioral Health IBNR		\$ 8,136	\$ 599	\$ 9,611	\$ 6,554	\$ 8,536	\$ 18,604	\$ 44,428	\$ 97,362	\$ 263,772	\$ 434,514	\$ 984,732	\$ 6,219,779	\$ 53,912	\$ 8,096,627	
LTC IBNR		\$ 2,649	\$ 13,870	\$ 14,974	\$ 42,849	\$ 62,463	\$ 90,918	\$ 95,166	\$ 201,833	\$ 350,852	\$ 736,355	\$ 712,836	\$ 10,628,074	\$ 237,410	\$ 12,952,838	
Incentive / Bonus Payment Accruals		\$ 36,349	\$ 36,349	\$ 36,349	\$ 36,349	\$ 36,349	\$ 36,349	\$ 36,349	\$ 36,349	\$ 36,349	\$ 36,349	\$ 36,349	\$ 36,349	\$ 436,194	\$ 436,194	
Estimated Directed Payment Accruals		\$ 158,965	\$ 319,982	\$ 320,334	\$ 323,051	\$ 324,507	\$ 325,997	\$ 8,733,238	\$ 8,781,419	\$ 8,831,393	\$ 9,131,530	\$ 9,181,100	\$ 9,177,196	\$ 1,842,721	\$ 55,608,713	
Other IBNR (Explain in comments)		-	-	-	-	-	-	-	-	-	-	-	-	-	-	-
Total IBNR		\$ 804,164	\$ 974,703	\$ 1,112,122	\$ 1,154,875	\$ 1,454,531	\$ 1,410,187	\$ 10,543,831	\$ 11,154,867	\$ 12,736,684	\$ 16,447,881	\$ 20,569,387	\$ 54,934,899	\$ 10,400,728	\$ 133,298,134	
Total Payments and Remaining IBNR		\$ 63,857,622	\$ 59,021,272	\$ 65,834,323	\$ 59,150,496	\$ 61,010,070	\$ 60,623,274	\$ 63,700,983	\$ 71,494,394	\$ 66,394,376	\$ 69,918,446	\$ 69,710,309	\$ 73,193,670	\$ 747,069,468	\$ 783,909,236	
Additional Items for Incurred Claims Calculation		Withholds from Payments Made to Network Providers (+)	\$ -	\$ -	\$ -	\$ -	\$ -	\$ -	\$ -	\$ -	\$ -	\$ -	\$ -	\$ -	\$ -	\$ -
		Recoverable Claims for Anticipated Coordination of Benefits (+)	\$ -	\$ -	\$ -	\$ -	\$ -	\$ -	\$ -	\$ -	\$ -	\$ -	\$ -	\$ -	\$ -	\$ -
		Claim Payment Recoveries Received Through Subrogation (+)	\$ (2,382)	\$ (2,535)	\$ -	\$ -	\$ -	\$ -	\$ -	\$ -	\$ -	\$ -	\$ -	\$ -	\$ (21,543)	\$ (4,917)
		Overpayment Recoveries Received from Network Providers (-)	\$ 16,617	\$ 16,715	\$ 50,234	\$ 18,869	\$ 18,451	\$ 11,292	\$ 58,001	\$ 5,112	\$ 32,756	\$ 37,055	\$ 1,323	\$ -	\$ 215,265	\$ 266,425
		Prescription Drug Rebates Received and Accrued (-)	\$ -	\$ -	\$ -	\$ -	\$ -	\$ -	\$ -	\$ -	\$ -	\$ -	\$ -	\$ -	\$ -	\$ -
	Claims Payments Recovered through Fraud Reduction Efforts (+)	\$ -	\$ -	\$ -	\$ -	\$ -	\$ -	\$ -	\$ -	\$ -	\$ -	\$ -	\$ -	\$ -	\$ -	
	Net Payments of Receipts Related to State mandated Solvency Funds (+)	\$ -	\$ -	\$ -	\$ -	\$ -	\$ -	\$ -	\$ -	\$ -	\$ -	\$ -	\$ -	\$ -	\$ 138,832	
		\$ -	\$ -	\$ -	\$ -	\$ -	\$ -	\$ -	\$ -	\$ -	\$ -	\$ -	\$ -	\$ -	\$ -	
	Incurred Claims	\$ 63,838,623	\$ 59,002,022	\$ 65,784,089	\$ 59,131,627	\$ 60,991,619	\$ 60,611,982	\$ 63,642,982	\$ 71,489,282	\$ 66,361,620	\$ 69,881,391	\$ 69,708,987	\$ 73,193,670	\$ 746,971,491	\$ 783,637,894	
	Administrative Cost Breakdown	Operational Administrative Costs														
Claims Processing and Member Services		\$ 1,146,318	\$ 1,152,904	\$ 1,116,776	\$ 1,138,470	\$ 1,093,400	\$ 1,080,225	\$ 1,141,611	\$ 1,095,644	\$ 977,706	\$ 1,261,411	\$ 1,357,217	\$ 1,727,347	\$ 13,430,772	\$ 14,289,030	
IT, Finance, and Management		\$ 812,356	\$ 809,805	\$ 796,327	\$ 1,104,617	\$ 1,059,340	\$ 1,007,905	\$ 1,037,114	\$ 1,100,312	\$ 793,795	\$ 1,013,619	\$ 778,685	\$ 663,468	\$ 10,422,457	\$ 10,977,344	
Marketing/Outreach		\$ 10,493	\$ 74,815	\$ 57,271	\$ 68,774	\$ 62,949	\$ 55,115	\$ 3,787	\$ 14,063	\$ 45,857	\$ 43,422	\$ 55,123	\$ 82,386	\$ 474,079	\$ 574,053	
Network Development		\$ 188,197	\$ 176,811	\$ 225,390	\$ 232,898	\$ 215,298	\$ 221,545	\$ 226,318	\$ 223,957	\$ 172,930	\$ 207,525	\$ 225,832	\$ 141,417	\$ 2,538,957	\$ 2,458,118	
Corporate Overhead Allocation (provide allocation formula across owned plans in comments)		\$ 191,814	\$ 233,416	\$ 294,850	\$ 340,488	\$ 300,830	\$ 295,813	\$ 277,655	\$ 395,618	\$ 274,323	\$ 648,130	\$ 508,339	\$ 527,127	\$ 3,074,991	\$ 4,288,403	
Reinsurance Premiums		\$ 67,770	\$ 68,063	\$ 68,263	\$ 68,786	\$ 69,045	\$ 69,234	\$ 69,495	\$ 69,738	\$ 69,913	\$ 69,990	\$ 70,273	\$ 71,072	\$ 788,756	\$ 831,641	
Administrative Costs Associated with Subcapitated Arrangements		\$ 334,936	\$ 337,012	\$ 338,681	\$ 340,576	\$ 342,319	\$ 343,813	\$ 345,574	\$ 347,733	\$ 349,576	\$ 350,886	\$ 352,378	\$ 352,792	\$ 3,956,817	\$ 4,136,275	
General Operating Expenses (rent, utilities, etc.)		\$ 111,922	\$ 52,466	\$ 53,742	\$ 58,028	\$ 60,970	\$ 73,192	\$ 70,457	\$ 62,778	\$ 53,144	\$ 71,826	\$ 67,193	\$ 84,851	\$ 1,067,427	\$ 820,568	
Medical Management		\$ 1,089,892	\$ 1,073,061	\$ 1,482,435	\$ 1,110,087	\$ 1,028,307	\$ 1,006,088	\$ 1,164,591	\$ 1,044,691	\$ 791,166	\$ (67,591)	\$ 1,508,451	\$ 6,034,355	\$ 15,899,131	\$ 17,265,531	
Fraud Reduction Expenses [42 CFR § 438.8(e)(2)(iii)(B)]		\$ 91,840	\$ 99,172	\$ 119,268	\$ 120,192	\$ 119,049	\$ 108,977	\$ 115,816	\$ 116,164	\$ 115,300	\$ 37,489	\$ 41,257	\$ 117,418	\$ 1,595,686	\$ 1,201,943	
Fines and Penalties Assessed by Regulatory Authorities		\$ -	\$ -	\$ -	\$ -	\$ -	\$ -	\$ -	\$ -	\$ -	\$ -	\$ -	\$ -	\$ -	\$ -	
Other (Explain in comments)		\$ 257,694	\$ 541,923	\$ 263,952	\$ 211,557	\$ 266,556	\$ 222,738	\$ 221,906	\$ 243,965	\$ 1,042,079	\$ 206,208	\$ 211,839	\$ 147,245	\$ 3,021,347	\$ 3,837,662	
Health Care Quality Improvement and Other Expenses																
Activities Related to Improvement of Health Outcomes		\$ 945,103	\$ 1,023,499	\$ 1,076,763	\$ 1,405,743	\$ 1,381,798	\$ 1,360,617	\$ 1,345,299	\$ 1,346,646	\$ 1,339,859	\$ 1,637,039	\$ 801,735	\$ (4,252,554)	\$ 14,003,833	\$ 9,411,548	
Activities to Prevent Hospital Readmission		\$ 447,798	\$ 474,144	\$ 492,444	\$ 528,256	\$ 512,511	\$ 503,123	\$ 516,368	\$ 515,193	\$ 516,040	\$ 905,875	\$ 554,450	\$ 468,492	\$ 5,956,996	\$ 6,434,694	
Improvement of Patient Safety and Reduce Medical Errors		\$ 383,190	\$ 410,885	\$ 430,032	\$ 468,258	\$ 450,845	\$ 441,043	\$ 453,030	\$ 453,826	\$ 450,587	\$ 413,888	\$ 451,952	\$ 353,154	\$ 5,231,085	\$ 5,160,690	
Wellness and Health Promotion Activities		\$ 299,765	\$ 323,253	\$ 339,810	\$ 372,776	\$ 359,711	\$ 348,911	\$ 361,191	\$ 362,655	\$ 356,931	\$ 285,978	\$ 353,739	\$ 267,518	\$ 4,973,034	\$ 4,032,238	
Health Information Technology Expenses Related to Improving Health Care Quality		\$ 211,496	\$ 225,372	\$ 235,839	\$ 254,338	\$ 245,731	\$ 246,784	\$ 247,344	\$ 247,214	\$ 249,611	\$ 582,923	\$ 327,775	\$ 220,309	\$ 2,734,150	\$ 3,294,734	
Allowable Technology Implementation Expenses (Explain in comments)		\$ -	\$ -	\$ -	\$ -	\$ -	\$ -	\$ -	\$ -	\$ -	\$ -	\$ -	\$ -	\$ -	\$ -	
Activities Related to External Quality Review	\$ -	\$ -	\$ -	\$ -	\$ -	\$ -	\$ -	\$ -	\$ -	\$ -	\$ -	\$ -	\$ -	\$ -		
Fraud Prevention Expenses [42 CFR § 438.8(e)(4)]	\$ -	\$ -	\$ -	\$ -	\$ -	\$ -	\$ -	\$ -	\$ -	\$ -	\$ -	\$ -	\$ -	\$ -		
Total Admin	\$ 6,590,583	\$ 7,076,601	\$ 7,391,845	\$ 7,823,843	\$ 7,568,657	\$ 7,385,122	\$ 7,597,555	\$ 7,640,198	\$ 7,598,817	\$ 7,668,617	\$ 7,666,238	\$ 7,006,397	\$ 89,169,518	\$ 89,014,473		
MLR Calculations	MLR Numerator from 42 CFR § 438.8	\$ 66,125,975	\$ 61,459,175	\$ 68,358,978	\$ 62,160,998	\$ 63,942,215	\$ 63,512,460	\$ 66,566,214	\$ 74,414,816	\$ 69,274,648	\$ 73,707,094	\$ 72,198,637	\$ 70,250,590	\$ 779,870,589	\$ 811,971,798	
	MLR Denominator from 42 CFR § 438.8 (from row 28)	\$ 72,418,656	\$ 73,455,003	\$ 73,653,507	\$ 74,219,911	\$ 74,504,410	\$ 74,724,251	\$ 75,152,835	\$ 75,432,494	\$ 75,648,413	\$ 75,766,528	\$ 76,084,049	\$ 75,902,831	\$ 871,458,359	\$ 896,962,887	
	MLR in Compliance with 42 CFR § 438.8	91.3%	83.7%	92.8%	83.7%	85.8%	85.0%	88.6%	98.7%	91.6%	97.3%	94.9%	92.6%	89.5%	90.5%	
	Alternate MLR Numerator	\$ 54,765,964	\$ 49,764,202	\$ 56,545,864	\$ 54,241,665	\$ 56,101,558	\$ 55,718,512	\$ 53,737,699	\$ 61,521,985	\$ 56,352,244	\$ 59,575,798	\$ 59,354,907	\$ 62,842,348	\$ 647,251,306	\$ 680,522,747	
	Alternate MLR Denominator (from row 29)	\$ 66,567,510	\$ 66,041,340	\$ 66,227,037	\$ 66,751,662	\$ 67,008,385	\$ 67,186,615	\$ 67,402,179	\$ 67,640,372	\$ 67,825,229	\$ 67,904,992	\$ 68,195,050	\$ 69,952,070	\$ 780,590,960	\$ 808,702,441	
Alternate MLR	82.3%	75.4%	85.4%	81.3%	83.7%	82.9%	79.7%	91.0%	83.1%	87.7%	87.0%	89.8%	82.9%	84.1%		
Additional Metrics	Per Member Incurred Claims	\$ 326.27	\$ 300.44	\$ 333.52	\$ 297.76	\$ 305.89	\$ 302.66	\$ 316.40	\$ 353.04	\$ 326.69	\$ 342.58	\$ 340.26	\$ 356.17	\$ 319.57	\$ 325.34	
	Reserve Total as a Percentage of Total Payments	1.2%	1.3%	1.4%	1.5%	2.0%	1.9%	3.4%	3.9%	6.9%	12.3%	19.2%	72.8%			

Medical Loss Ratio Report - Non-CHOICES and CHOICES

Region:	Middle
MCO:	UnitedHealthcare Plan of the River Valley, Inc.
As of:	12/31/2022

		Incurred / Service Month	Jan-22	Feb-22	Mar-22	Apr-22	May-22	Jun-22	Jul-22	Aug-22	Sep-22	Oct-22	Nov-22	Dec-22	FY22	CY22
Administrative Cost Percentages	Total Administrative Costs as % of Gross Revenue		8.53%	9.04%	9.41%	9.89%	9.53%	9.27%	9.48%	9.50%	9.42%	9.49%	9.45%	8.67%	9.60%	9.31%
	Fixed Admin		4.16%	4.53%	4.25%	4.66%	4.52%	4.37%	4.38%	4.56%	4.83%	4.84%	4.52%	4.84%	4.35%	4.54%
	Care Coordination Costs, excluding QI Expenses		1.41%	1.37%	1.89%	1.40%	1.29%	1.26%	1.45%	1.30%	0.98%	-0.08%	1.86%	7.46%	1.71%	1.81%
	Quality Improvement Expenses		2.96%	3.14%	3.28%	3.83%	3.71%	3.64%	3.65%	3.64%	3.61%	4.74%	3.07%	-3.64%	3.54%	2.96%
	Premium Tax		6.27%	6.20%	6.20%	6.20%	6.20%	6.20%	6.19%	6.19%	6.19%	6.19%	6.19%	6.11%	6.15%	6.19%

Medical Loss Ratio Report - Non-CHOICES and CHOICES

Region:	West
MCO:	UnitedHealthcare Plan of the River Valley, Inc.
As of:	12/31/2022

		Jan-22	Feb-22	Mar-22	Apr-22	May-22	Jun-22	Jul-22	Aug-22	Sep-22	Oct-22	Nov-22	Dec-22	FY22	CY22	
Incurred / Service Month	Incentive / Bonus Payments Made to Network Providers	\$ 21,069	\$ 21,069	\$ 21,069	\$ 21,069	\$ 21,069	\$ 21,069	\$ 21,069	\$ 21,069	\$ 21,069	\$ 21,069	\$ 21,087	\$ 103,493	\$ 245,889	\$ 335,270	
	Other Capitation and Non-system Costs	\$ -	\$ -	\$ -	\$ -	\$ -	\$ -	\$ -	\$ -	\$ -	\$ -	\$ -	\$ -	\$ -	\$ -	
	Other Medical (Explain in comments)	\$ 382,063	\$ 453,378	\$ 607,067	\$ 629,049	\$ 87,510	\$ 763,974	\$ 664,444	\$ 652,435	\$ 605,799	\$ 462,501	\$ 658,165	\$ 878,125	\$ (2,905,518)	\$ 6,844,510	
	Directed Payments (Actual Distributions)															
	Hospital	\$ 3,411,541	\$ 3,411,541	\$ 3,411,541	\$ 8,352,197	\$ 8,352,197	\$ 8,352,197	\$ -	\$ -	\$ -	\$ -	\$ -	\$ -	\$ -	\$ 56,280,174	\$ 35,291,214
	Emergency Transport	\$ 231,910	\$ 231,910	\$ 231,910	\$ 231,910	\$ 231,910	\$ 231,910	\$ 231,910	\$ -	\$ -	\$ -	\$ -	\$ -	\$ -	\$ 2,701,564	\$ 1,391,459
	Medication Therapy Management	\$ -	\$ -	\$ -	\$ -	\$ -	\$ -	\$ -	\$ -	\$ -	\$ -	\$ -	\$ -	\$ -	\$ -	\$ -
	PCMH Outcome Payments	\$ -	\$ -	\$ -	\$ -	\$ -	\$ -	\$ -	\$ -	\$ -	\$ -	\$ -	\$ -	\$ -	\$ 429,431	\$ -
	PCMH Activity and Transformation Payments	\$ 268,029	\$ 268,241	\$ 265,643	\$ 273,601	\$ 271,297	\$ 272,412	\$ 274,088	\$ 274,647	\$ 276,867	\$ 275,954	\$ 277,198	\$ 277,413	\$ 3,174,418	\$ 3,275,390	
	Health Link Outcome payments	\$ -	\$ -	\$ -	\$ -	\$ -	\$ -	\$ -	\$ -	\$ -	\$ -	\$ -	\$ -	\$ -	\$ 128,186	\$ -
	Provider UPL	\$ 315	\$ 315	\$ 315	\$ 221,155	\$ 221,155	\$ 221,155	\$ 188,003	\$ 188,003	\$ 188,003	\$ -	\$ -	\$ -	\$ 1,959,246	\$ 1,228,419	
	Misc. Directed Payment (Explain in comments)	\$ 666,644	\$ 666,644	\$ 666,644	\$ 666,644	\$ 666,644	\$ 666,644	\$ 628,570	\$ 628,570	\$ 628,570	\$ 626,146	\$ 626,146	\$ 626,146	\$ 7,371,223	\$ 7,764,014	
	Total Payments	\$ 43,196,693	\$ 37,483,345	\$ 43,131,474	\$ 46,561,539	\$ 46,598,843	\$ 45,325,773	\$ 37,782,134	\$ 39,779,279	\$ 36,700,095	\$ 36,352,543	\$ 31,774,545	\$ 10,288,444	\$ 500,920,458	\$ 454,974,708	
	IBNR Reserves	Inpatient IBNR	\$ 354,708	\$ 349,212	\$ 279,216	\$ 475,005	\$ 529,050	\$ 573,046	\$ 566,181	\$ 1,156,548	\$ 1,373,855	\$ 1,301,380	\$ 3,219,217	\$ 7,202,500	\$ 3,997,120	\$ 17,379,917
		Outpatient IBNR	\$ 17,855	\$ 20,352	\$ 36,422	\$ 50,111	\$ 63,511	\$ 100,966	\$ 186,676	\$ 249,079	\$ 416,962	\$ 1,218,535	\$ 1,629,784	\$ 8,491,822	\$ 258,581	\$ 12,481,474
Professional IBNR		\$ 31,294	\$ 27,017	\$ 46,903	\$ 35,173	\$ 37,733	\$ 65,749	\$ 89,625	\$ 130,136	\$ 196,368	\$ 201,030	\$ 886,608	\$ 3,267,104	\$ 357,534	\$ 5,014,739	
Behavioral Health IBNR		\$ 1,383	\$ 1,610	\$ 1,840	\$ 512	\$ 14,922	\$ 8,977	\$ 40,294	\$ 82,557	\$ 122,281	\$ 199,024	\$ 1,121,534	\$ 3,902,172	\$ 42,003	\$ 5,497,107	
LTC IBNR		\$ 10,883	\$ 13,355	\$ 25,129	\$ 47,132	\$ 42,189	\$ 85,884	\$ 90,301	\$ 145,463	\$ 278,232	\$ 639,064	\$ 1,476,501	\$ 9,929,311	\$ 232,484	\$ 12,783,444	
Incentive / Bonus Payment Accruals		\$ 1,852	\$ 1,852	\$ 1,852	\$ 1,852	\$ 1,852	\$ 1,852	\$ 1,852	\$ 1,852	\$ 1,852	\$ 1,852	\$ 1,852	\$ 1,852	\$ 22,221	\$ 22,221	
Estimated Directed Payment Accruals		\$ 113,845	\$ 227,659	\$ 227,836	\$ 229,463	\$ 229,735	\$ 230,730	\$ 4,163,153	\$ 4,183,100	\$ 4,203,320	\$ 4,246,349	\$ 4,263,912	\$ 4,262,300	\$ 1,312,800	\$ 26,581,402	
Other IBNR (Explain in comments)		\$ -	\$ -	\$ -	\$ -	\$ -	\$ -	\$ -	\$ -	\$ -	\$ -	\$ -	\$ -	\$ -	\$ -	
Total IBNR		\$ 531,819	\$ 641,057	\$ 619,197	\$ 839,248	\$ 918,991	\$ 1,067,203	\$ 5,137,481	\$ 5,948,735	\$ 6,592,869	\$ 7,807,234	\$ 12,599,409	\$ 37,057,060	\$ 6,222,742	\$ 79,760,304	
Total Payments and Remaining IBNR		\$ 43,728,512	\$ 38,124,402	\$ 43,750,671	\$ 47,400,788	\$ 47,517,834	\$ 46,392,976	\$ 42,919,615	\$ 45,728,014	\$ 43,292,965	\$ 44,159,777	\$ 44,373,954	\$ 47,345,504	\$ 507,143,200	\$ 534,735,012	
Additional Items for Incurred Claims Calculation		Withholds from Payments Made to Network Providers (+)	\$ -	\$ -	\$ -	\$ -	\$ -	\$ -	\$ -	\$ -	\$ -	\$ -	\$ -	\$ -	\$ -	\$ -
		Recoverable Claims for Anticipated Coordination of Benefits (+)	\$ -	\$ -	\$ -	\$ -	\$ -	\$ -	\$ -	\$ -	\$ -	\$ -	\$ -	\$ -	\$ -	\$ -
		Claim Payment Recoveries Received Through Subrogation (+)	\$ -	\$ -	\$ -	\$ (495)	\$ (77)	\$ -	\$ -	\$ -	\$ -	\$ -	\$ -	\$ -	\$ (2,016)	\$ (572)
		Overpayment Recoveries Received from Network Providers (-)	\$ 32,551	\$ 11,171	\$ 48,395	\$ 6,979	\$ 7,250	\$ 30,818	\$ 4,276	\$ 16,869	\$ 6,208	\$ 3,175	\$ 122	\$ -	\$ 204,547	\$ 167,814
		Prescription Drug Rebates Received and Accrued (-)	\$ -	\$ -	\$ -	\$ -	\$ -	\$ -	\$ -	\$ -	\$ -	\$ -	\$ -	\$ -	\$ -	\$ -
	Claims Payments Recovered through Fraud Reduction Efforts (+)	\$ -	\$ -	\$ -	\$ -	\$ -	\$ -	\$ -	\$ -	\$ -	\$ -	\$ -	\$ -	\$ -	\$ -	
	Net Payments of Receipts Related to State mandated Solvency Funds (+)	\$ -	\$ -	\$ -	\$ -	\$ -	\$ -	\$ -	\$ -	\$ -	\$ -	\$ -	\$ -	\$ -	\$ -	
	Incurred Claims	\$ 43,695,961	\$ 38,113,231	\$ 43,702,277	\$ 47,393,314	\$ 47,510,507	\$ 46,362,158	\$ 42,915,339	\$ 45,711,145	\$ 43,286,757	\$ 44,156,602	\$ 44,373,832	\$ 47,345,504	\$ 506,936,638	\$ 534,566,627	
	Administrative Cost Breakdown	Operational Administrative Costs														
		Claims Processing and Member Services	\$ 884,428	\$ 800,142	\$ 776,501	\$ 804,300	\$ 759,476	\$ 751,043	\$ 867,511	\$ 769,529	\$ 682,964	\$ 883,812	\$ 951,029	\$ 1,261,368	\$ 9,441,680	\$ 10,192,103
IT, Finance, and Management		\$ 651,442	\$ 554,479	\$ 47,763	\$ 779,377	\$ 731,528	\$ 697,460	\$ 796,459	\$ 769,511	\$ 550,732	\$ 703,089	\$ 545,214	\$ 507,303	\$ 7,307,774	\$ 7,837,266	
Marketing/Outreach		\$ 8,995	\$ 49,752	\$ 39,776	\$ 47,876	\$ 43,233	\$ 37,972	\$ 2,031	\$ 9,837	\$ 31,745	\$ 29,582	\$ 38,480	\$ 63,179	\$ 374,414	\$ 402,458	
Network Development		\$ 149,873	\$ 121,374	\$ 156,072	\$ 164,369	\$ 149,167	\$ 143,825	\$ 173,082	\$ 153,416	\$ 111,885	\$ 145,124	\$ 155,059	\$ 105,945	\$ 1,726,257	\$ 1,729,191	
Corporate Overhead Allocation (provide allocation formula across owned plans in comments)		\$ 153,819	\$ 159,821	\$ 203,893	\$ 240,236	\$ 208,169	\$ 205,018	\$ 213,923	\$ 277,577	\$ 190,956	\$ 453,175	\$ 355,925	\$ 405,229	\$ 2,132,587	\$ 3,067,742	
Reinsurance Premiums		\$ 47,402	\$ 47,551	\$ 47,763	\$ 48,127	\$ 48,258	\$ 48,422	\$ 48,630	\$ 48,780	\$ 48,892	\$ 48,957	\$ 49,046	\$ 49,532	\$ 552,125	\$ 581,361	
Administrative Costs Associated with Subcapitated Arrangements		\$ 238,715	\$ 240,108	\$ 240,852	\$ 242,040	\$ 244,566	\$ 244,566	\$ 244,566	\$ 245,534	\$ 246,726	\$ 247,403	\$ 248,083	\$ 248,310	\$ 2,823,206	\$ 2,928,412	
General Operating Expenses (rent, utilities, etc.)		\$ 63,884	\$ 13,628	\$ 15,925	\$ 17,326	\$ 9,205	\$ 20,133	\$ 16,700	\$ 13,114	\$ 14,078	\$ 16,518	\$ 19,292	\$ 10,033	\$ 379,618	\$ 229,835	
Medical Management		\$ 975,095	\$ 863,971	\$ 1,148,011	\$ 1,110,610	\$ 1,035,085	\$ 1,030,080	\$ 886,623	\$ 1,005,025	\$ 843,278	\$ 549,559	\$ 986,882	\$ 889,691	\$ 12,058,212	\$ 11,323,909	
Fraud Reduction Expenses [42 CFR § 438.8(e)(2)(iii)(B)]		\$ 72,334	\$ 67,785	\$ 82,787	\$ 84,455	\$ 82,726	\$ 74,707	\$ 79,656	\$ 80,297	\$ 79,452	\$ 24,458	\$ 27,595	\$ 86,811	\$ 1,118,042	\$ 843,062	
Fines and Penalties Assessed by Regulatory Authorities		\$ -	\$ -	\$ -	\$ -	\$ -	\$ -	\$ -	\$ -	\$ -	\$ -	\$ -	\$ -	\$ -	\$ -	
Other (Explain in comments)		\$ 206,650	\$ 371,058	\$ 182,526	\$ 149,267	\$ 184,451	\$ 154,372	\$ 170,971	\$ 171,173	\$ 725,389	\$ 144,181	\$ 148,324	\$ 113,194	\$ 2,111,011	\$ 2,721,558	
Health Care Quality Improvement and Other Expenses																
Activities Related to Improvement of Health Outcomes		\$ 507,488	\$ 499,404	\$ 544,552	\$ 574,522	\$ 547,245	\$ 531,170	\$ 548,980	\$ 551,548	\$ 544,627	\$ 499,626	\$ 528,899	\$ 334,686	\$ 6,095,103	\$ 6,212,747	
Activities to Prevent Hospital Readmission		\$ 322,672	\$ 306,384	\$ 321,106	\$ 350,520	\$ 334,648	\$ 328,054	\$ 335,855	\$ 336,934	\$ 335,075	\$ 617,702	\$ 363,524	\$ 322,690	\$ 3,903,073	\$ 4,275,165	
Improvement of Patient Safety and Reduce Medical Errors		\$ 295,618	\$ 277,719	\$ 293,384	\$ 325,140	\$ 307,578	\$ 301,024	\$ 308,139	\$ 310,409	\$ 306,430	\$ 281,393	\$ 308,245	\$ 260,078	\$ 3,590,224	\$ 3,575,159	
Wellness and Health Promotion Activities		\$ 233,703	\$ 218,429	\$ 231,973	\$ 259,406	\$ 244,321	\$ 238,460	\$ 244,511	\$ 246,572	\$ 243,101	\$ 195,088	\$ 241,700	\$ 199,312	\$ 3,440,081	\$ 2,796,577	
Health Information Technology Expenses Related to Improving Health Care Quality		\$ 156,061	\$ 147,173	\$ 155,600	\$ 170,930	\$ 162,287	\$ 163,166	\$ 162,753	\$ 163,636	\$ 164,195	\$ 327,954	\$ 212,389	\$ 147,080	\$ 1,799,109	\$ 2,133,223	
Allowable Technology Implementation Expenses (Explain in comments)		\$ -	\$ -	\$ -	\$ -	\$ -	\$ -	\$ -	\$ -	\$ -	\$ -	\$ -	\$ -	\$ -	\$ -	
Activities Related to External Quality Review	\$ -	\$ -	\$ -	\$ -	\$ -	\$ -	\$ -	\$ -	\$ -	\$ -	\$ -	\$ -	\$ -	\$ -		
Fraud Prevention Expenses [42 CFR § 438.8(e)(4)]	\$ -	\$ -	\$ -	\$ -	\$ -	\$ -	\$ -	\$ -	\$ -	\$ -	\$ -	\$ -	\$ -	\$ -		
Total Admin	\$ 4,968,180	\$ 4,738,779	\$ 4,991,395	\$ 5,368,501	\$ 5,089,885	\$ 4,968,472	\$ 5,100,393	\$ 5,152,891	\$ 5,119,524	\$ 5,167,621	\$ 5,179,687	\$ 5,004,441	\$ 58,852,516	\$ 60,849,769		
MLR Calculations	MLR Numerator from 42 CFR § 438.8	\$ 45,211,504	\$ 39,562,342	\$ 45,248,892	\$ 49,073,832	\$ 49,106,587	\$ 47,924,032	\$ 44,515,578	\$ 47,320,244	\$ 44,880,184	\$ 46,078,365	\$ 46,028,589	\$ 48,609,350	\$ 525,764,228	\$ 553,559,498	
	MLR Denominator from 42 CFR § 438.8 (from row 28)	\$ 49,954,223	\$ 49,594,608	\$ 49,799,964	\$ 50,171,772	\$ 50,300,333	\$ 50,473,086	\$ 50,815,449	\$ 50,977,601	\$ 51,102,738	\$ 51,180,604	\$ 51,281,946	\$ 50,716,880	\$ 593,705,333	\$ 606,369,203	
	MLR in Compliance with 42 CFR § 438.8	90.5%	79.8%	90.9%	97.8%	97.6%	94.9%	87.6%	87.8%	92.8%	87.8%	90.0%	95.8%	88.6%	91.3%	
	Alternate MLR Numerator	\$ 39,003,677	\$ 33,306,922	\$ 38,898,387	\$ 37,418,344	\$ 37,537,569	\$ 36,387,109	\$ 37,661,525	\$ 40,436,825	\$ 37,989,996	\$ 39,008,154	\$ 39,206,576	\$ 42,179,646	\$ 433,579,596	\$ 459,034,730	
	Alternate MLR Denominator (from row 29)	\$ 46,440,973	\$ 46,930,302	\$ 47,099,823	\$ 47,455,876	\$ 47,583,993	\$ 47,740,978	\$ 47,934,980	\$ 48,084,411	\$ 48,207,198	\$ 48,283,794	\$ 48,381,820	\$ 49,622,145	\$ 550,895,753	\$ 573,766,292	
Alternate MLR	84.0%	71.0%	82.6%	78.8%	78.3%	76.2%	78.6%	84.1%	78.8%	80.8%	81.0%	85.0%	77.7%	80.0%		
Additional Metrics	Per Member Incurred Claims	\$ 313.55	\$ 272.71	\$ 311.75	\$ 336.19	\$ 336.38	\$ 327.12	\$ 301.54	\$ 319.86	\$ 302.13	\$ 307.12	\$ 307.74	\$ 327.57	\$ 304.26	\$ 313.67	
	Reserve Total as a Percentage of Total Payments	1.1%	1.2%	1.0%	1.6%	1.8%	2.3%	2.6%	4.4%	6.3%	9.1%	21.3%	77.8%	1.1%	11.6%	

Medical Loss Ratio Report - Non-CHOICES and CHOICES

Region:	West
MCO:	UnitedHealthcare Plan of the River Valley, Inc.
As of:	12/31/2022

Incurred / Service Month		Jan-22	Feb-22	Mar-22	Apr-22	May-22	Jun-22	Jul-22	Aug-22	Sep-22	Oct-22	Nov-22	Dec-22	FY22	CY22
Administrative Cost Percentages	Total Administrative Costs as % of Gross Revenue	9.32%	8.95%	9.39%	10.03%	9.48%	9.22%	9.41%	9.47%	9.39%	9.46%	9.46%	9.25%	9.29%	9.40%
	Fixed Admin	4.65%	4.58%	4.32%	4.81%	4.58%	4.41%	4.82%	4.67%	4.92%	4.94%	4.64%	5.27%	4.42%	4.72%
	Care Coordination Costs, excluding QI Expenses	1.83%	1.63%	2.16%	2.07%	1.93%	1.91%	1.64%	1.85%	1.55%	1.01%	1.80%	1.65%	1.90%	1.75%
	Quality Improvement Expenses	2.84%	2.74%	2.91%	3.14%	2.97%	2.90%	2.95%	2.96%	2.92%	3.52%	3.02%	2.34%	2.97%	2.94%
	Premium Tax	6.25%	6.30%	6.29%	6.29%	6.29%	6.29%	6.29%	6.29%	6.29%	6.29%	6.29%	6.22%	6.19%	6.28%

Medical Loss Ratio Report - CoverKids

MCO:	UnitedHealthcare Plan of the River Valley, Inc - East
As of:	12/31/2022

Enrollment	Incurred / Service Month	Jan-22	Feb-22	Mar-22	Apr-22	May-22	Jun-22	Jul-22	Aug-22	Sep-22	Oct-22	Nov-22	Dec-22	FY22	CY22
		1343	1330	1335	1128	1065	1064	1073	1088	1096	1102	1094	1109	1109	14,461
	Adult Females (Age 19+)	70	64	60	59	59	58	58	57	57	62	67	71	815	742
	Adult Males (Age 19+)	3362	3326	3328	3223	3228	3257	3278	3303	3286	3299	3307	3266	39,889	39,463
	All Children (Under Age 19)														
	Total Member Months	4,774	4,720	4,723	4,409	4,352	4,380	4,410	4,448	4,439	4,463	4,468	4,445	55,166	54,030
Revenue	Capitation Revenue for All Members	\$ 1,056,982	\$ 1,050,172	\$ 973,340	\$ 899,398	\$ 884,380	\$ 891,688	\$ 904,493	\$ 913,099	\$ 918,787	\$ 919,966	\$ 926,967	\$ 923,049	\$ 10,949,532	\$ 11,262,321
	Withholds	\$ -	\$ -	\$ -	\$ -	\$ -	\$ -	\$ -	\$ -	\$ -	\$ (0)	\$ 700	\$ 23,076	\$ -	\$ 23,776
	Accrual for ACA Health Insurer Fee (gross)													\$ -	\$ -
	Risk Sharing Mechanism Receipts													\$ -	\$ -
	Reinsurance Recovery													\$ -	\$ -
	Unpaid Cost Sharing Amounts													\$ -	\$ -
	Changes to Unearned Premium Reserves	\$ (144,878)	\$ (143,819)	\$ (124,890)	\$ (110,187)	\$ (107,026)	\$ (107,619)	\$ (110,463)	\$ (112,039)	\$ (112,025)	\$ (111,575)	\$ (112,345)	\$ (112,087)	\$ (738,419)	\$ (1,408,952)
	Other Accruals (Explain in comments)	\$ (16,596)	\$ (32,456)	\$ 0	\$ (0)	\$ (0)	\$ (0)	\$ (0)	\$ (0)	\$ (0)	\$ (0)	\$ 0	\$ (700)	\$ (25,260)	\$ (57,855)
	Gross Revenue	\$ 895,508	\$ 873,897	\$ 848,450	\$ 789,211	\$ 777,354	\$ 784,069	\$ 794,030	\$ 801,060	\$ 806,762	\$ 808,391	\$ 814,622	\$ 808,778	\$ 10,153,258	\$ 9,802,133
	Accrual for ACA Health Insurer Fee (gross, from above)													\$ -	\$ -
	State Premium Tax	\$ 63,419	\$ 63,010	\$ 58,400	\$ 53,964	\$ 53,063	\$ 53,501	\$ 54,270	\$ 54,786	\$ 55,127	\$ 55,198	\$ 55,618	\$ 55,383	\$ 656,972	\$ 675,739
	Federal Taxes and Assessments [42 CFR § 438.8 (f)(3)(iii)]	\$ -	\$ -	\$ -	\$ -	\$ -	\$ -	\$ -	\$ -	\$ -	\$ -	\$ -	\$ -	\$ -	\$ 40,599
	Community Benefit Expenditures [42 CFR § 438.8 (f)(3)(v)]													\$ -	\$ -
	Other Federal, State, Local Taxes and Licensing and Regulatory Fees													\$ -	\$ -
	Revenue Net of Taxes and Fees (CMS' MLR Denominator)	\$ 832,090	\$ 810,887	\$ 790,050	\$ 735,247	\$ 724,291	\$ 730,568	\$ 739,761	\$ 746,274	\$ 751,635	\$ 753,193	\$ 759,004	\$ 753,395	\$ 9,455,687	\$ 9,126,394
Alternate MLR Denominator	\$ 993,563	\$ 987,162	\$ 914,939	\$ 845,434	\$ 831,317	\$ 838,187	\$ 850,224	\$ 858,313	\$ 863,660	\$ 864,768	\$ 872,049	\$ 890,742	\$ 10,292,560	\$ 10,610,358	
Paid Medical Expense <small>(Payments by the Claims Processing System for Covered Services for the Month) Expenses for ASO arrangements with the State (pharmacy, dental) should NOT be included</small>	Medical Services														
	CMS 1450/UB 92 Payments														
	Inpatient - Maternity	\$ 4,176	\$ 3,934	\$ 2,538	\$ 1,762	\$ 3,038	\$ 1,844	\$ 1,306	\$ 1,814	\$ -	\$ 10,047	\$ 5,918	\$ 4,882	\$ 54,784	\$ 57,585
	Inpatient - Newborn	\$ 12,897	\$ 6,042	\$ 4,259	\$ 3,037	\$ 50,789	\$ 2,466	\$ 444	\$ -	\$ -	\$ 1,405	\$ 172	\$ 1,914	\$ 390,616	\$ 83,424
	Inpatient - Medical	\$ 30,207	\$ 17,602	\$ 11,746	\$ 16,127	\$ 8,546	\$ 12,805	\$ 6,856	\$ 14,545	\$ 4,956	\$ 7,768	\$ 10,735	\$ 1,620	\$ 239,595	\$ 143,513
	Inpatient - Surgery	\$ -	\$ -	\$ -	\$ -	\$ -	\$ -	\$ -	\$ -	\$ 10,850	\$ 22,717	\$ 7,028	\$ 24,587	\$ -	\$ 156,900
	Inpatient - Other	\$ 156,189	\$ 104,962	\$ 131,480	\$ 160,852	\$ 130,798	\$ 99,100	\$ 92,552	\$ 149,701	\$ 102,524	\$ 114,477	\$ 70,283	\$ 33,695	\$ 1,441,667	\$ 1,346,612
	Outpatient - Emergency Room	\$ 48,067	\$ 37,315	\$ 42,096	\$ 36,893	\$ 52,318	\$ 41,069	\$ 42,420	\$ 31,102	\$ 43,426	\$ 38,844	\$ 51,833	\$ 23,440	\$ 513,180	\$ 488,823
	Outpatient - Laboratory	\$ 8,767	\$ 4,563	\$ 2,826	\$ 3,335	\$ 4,187	\$ 2,892	\$ 3,041	\$ 4,597	\$ 5,381	\$ 3,750	\$ 7,222	\$ 2,658	\$ 62,378	\$ 53,218
	Outpatient - Radiology	\$ 4,961	\$ 4,699	\$ 5,628	\$ 6,311	\$ 3,843	\$ 2,592	\$ 6,583	\$ 5,662	\$ 4,798	\$ 4,159	\$ 3,349	\$ 1,893	\$ 59,441	\$ 54,277
	Outpatient - Surgery	\$ 31,887	\$ 58,106	\$ 26,432	\$ 29,581	\$ 27,486	\$ 36,861	\$ 30,463	\$ 19,019	\$ 36,087	\$ 34,513	\$ 44,055	\$ 13,597	\$ 360,312	\$ 388,085
	Outpatient - Other	\$ 18,700	\$ 40,629	\$ 46,497	\$ 22,859	\$ 61,156	\$ 16,029	\$ 18,686	\$ 12,462	\$ 13,634	\$ 12,788	\$ 14,011	\$ 2,542	\$ 327,736	\$ 279,993
	CMS 1500 Payments														
	Professional - E&M	\$ 114,659	\$ 117,258	\$ 128,760	\$ 112,197	\$ 111,049	\$ 97,379	\$ 119,137	\$ 112,048	\$ 118,914	\$ 120,165	\$ 114,273	\$ 57,055	\$ 1,375,192	\$ 1,322,894
	Professional - Home Health	\$ 2,953	\$ 3,324	\$ 3,595	\$ 2,899	\$ 2,756	\$ 2,420	\$ 2,280	\$ 3,783	\$ 4,702	\$ 4,345	\$ 4,314	\$ 1,822	\$ 32,729	\$ 39,192
	Professional - Maternity	\$ 61,914	\$ 61,606	\$ 59,735	\$ 44,756	\$ 70,614	\$ 58,692	\$ 66,492	\$ 71,093	\$ 53,940	\$ 76,998	\$ 47,234	\$ 18,661	\$ 714,356	\$ 691,735
	Professional - Surgery	\$ 11,814	\$ 14,489	\$ 10,891	\$ 11,841	\$ 14,854	\$ 11,986	\$ 10,801	\$ 9,363	\$ 11,986	\$ 13,132	\$ 11,678	\$ 3,698	\$ 155,088	\$ 142,448
	Professional - DME	\$ 5,546	\$ 7,085	\$ 6,811	\$ 6,504	\$ 7,792	\$ 7,435	\$ 5,650	\$ 8,736	\$ 12,203	\$ 8,821	\$ 8,340	\$ 3,581	\$ 85,911	\$ 88,504
	Professional - Lab	\$ 30,550	\$ 28,826	\$ 30,529	\$ 28,223	\$ 25,867	\$ 25,428	\$ 29,547	\$ 31,687	\$ 29,981	\$ 29,216	\$ 35,028	\$ 16,476	\$ 339,780	\$ 341,358
	Professional - Radiology	\$ 26,407	\$ 33,471	\$ 41,618	\$ 36,844	\$ 44,048	\$ 43,016	\$ 39,845	\$ 40,404	\$ 40,888	\$ 36,492	\$ 31,713	\$ 14,250	\$ 475,136	\$ 438,996
	Professional - Transportation	\$ 2,336	\$ 3,269	\$ 762	\$ 587	\$ 1,151	\$ 1,455	\$ 1,272	\$ 3,137	\$ 1,617	\$ 3,131	\$ -	\$ 606	\$ 20,756	\$ 19,324
	Professional - Chiropractor	\$ 69	\$ 67	\$ 107	\$ 423	\$ 394	\$ 311	\$ 356	\$ 208	\$ 140	\$ 130	\$ 97	\$ 61	\$ 2,359	\$ 2,362
	Professional - Other	\$ 81,777	\$ 51,437	\$ 50,186	\$ 44,114	\$ 50,110	\$ 43,604	\$ 42,463	\$ 65,595	\$ 49,925	\$ 55,021	\$ 41,281	\$ 21,601	\$ 708,725	\$ 597,114
	Behavioral Health Payments														
	Inpatient	\$ 44,245	\$ 30,045	\$ 4,409	\$ -	\$ 13,798	\$ 4,511	\$ 21,512	\$ 13,312	\$ 13,629	\$ 2,020	\$ 5,195	\$ -	\$ 177,555	\$ 152,676
	Outpatient	\$ 3,133	\$ 10,992	\$ 11,681	\$ 7,976	\$ 4,863	\$ 6,727	\$ 2,189	\$ 2,662	\$ 3,261	\$ 4,841	\$ 2,888	\$ 2,275	\$ 92,730	\$ 63,488
	Professional	\$ 18,223	\$ 17,543	\$ 18,628	\$ 15,423	\$ 15,862	\$ 15,571	\$ 16,425	\$ 20,939	\$ 22,522	\$ 24,492	\$ 25,413	\$ 5,708	\$ 194,688	\$ 216,747
	Laboratory / Radiology													\$ -	\$ -
	Emergency													\$ -	\$ -
	Supported Housing	\$ -	\$ -	\$ 740	\$ 370	\$ 370	\$ 384	\$ 14	\$ -	\$ -	\$ -	\$ -	\$ -	\$ 28,500	\$ 1,878
	Intensive Outpatient													\$ -	\$ -
	Partial Hospitalization	\$ 585	\$ 627	\$ 1,062	\$ 1,131	\$ 753	\$ 419	\$ 632	\$ 798	\$ 796	\$ 809	\$ 241	\$ 222	\$ 9,555	\$ 8,076
	In Home													\$ -	\$ -
	Transportation	\$ 822	\$ -	\$ -	\$ -	\$ -	\$ -	\$ 434	\$ -	\$ -	\$ -	\$ -	\$ -	\$ 1,019	\$ 1,256
	Twenty-Three Hour	\$ 49	\$ -	\$ -	\$ -	\$ 237	\$ -	\$ -	\$ 67	\$ 71	\$ 81	\$ -	\$ -	\$ 533	\$ 505
	Health Link Activity payments	\$ 1,146	\$ 792	\$ 1,231	\$ 1,146	\$ 1,146	\$ 1,146	\$ 969	\$ 1,146	\$ 1,499	\$ 1,322	\$ 707	\$ -	\$ 13,366	\$ 12,247
	Other	\$ -	\$ -	\$ -	\$ -	\$ -	\$ -	\$ -	\$ -	\$ -	\$ -	\$ -	\$ -	\$ 71	\$ -
	Long-Term Care Payments														
	Hospice	\$ -	\$ -	\$ -	\$ -	\$ -	\$ -	\$ -	\$ -	\$ -	\$ -	\$ -	\$ -	\$ -	\$ -
	Nursing Facility (Lvl 1 and Lvl 2 combined)	\$ -	\$ -	\$ -	\$ -	\$ -	\$ -	\$ -	\$ -	\$ -	\$ -	\$ -	\$ -	\$ -	\$ -
	Home and Community Based Services	\$ -	\$ -	\$ -	\$ -	\$ -	\$ -	\$ -	\$ -	\$ -	\$ -	\$ -	\$ -	\$ -	\$ -
	Acuity and Quality Pmts	\$ -	\$ -	\$ -	\$ -	\$ -	\$ -	\$ -	\$ -	\$ -	\$ -	\$ -	\$ -	\$ -	\$ -
	Capitation and other Non-System Payments (excluding associated admin)														
	Primary Care Physician	\$ -	\$ -	\$ -	\$ -	\$ -	\$ -	\$ -	\$ -	\$ -	\$ -	\$ -	\$ -	\$ -	\$ -
	Specialty													\$ -	\$ -
Dental													\$ -	\$ -	
Vision	\$ 5,241	\$ 5,560	\$ 7,014	\$ 3,951	\$ 5,921	\$ 6,752	\$ 7,800	\$ 6,059	\$ 4,283	\$ 6,748	\$ 5,107	\$ -	\$ 82,460	\$ 64,434	
Behavioral Health													\$ -	\$ -	
Grant Payments													\$ -	\$ -	

Medical Loss Ratio Report - CoverKids

MCO:	UnitedHealthcare Plan of the River Valley, Inc - East
As of:	12/31/2022

		Jan-22	Feb-22	Mar-22	Apr-22	May-22	Jun-22	Jul-22	Aug-22	Sep-22	Oct-22	Nov-22	Dec-22	FY22	CY22	
Incurred / Service Month	Subcontractor Payments for Mental Health / Substance Abuse															
	Crisis Services Team Payments	\$ 4,861	\$ 4,795	\$ 4,880	\$ 4,477	\$ 4,440	\$ 4,435	\$ 4,336	\$ 4,481	\$ 4,553	\$ 5,367	\$ 4,498	\$ 4,599	\$ -	\$ -	
	Incentive / Bonus Payments Made to Network Providers													\$ -	\$ -	
	Other Capitation and Non-system Costs													\$ -	\$ -	
	Other Medical (Explain in comments)	\$ (1,536)	\$ (6,831)	\$ 5,214	\$ (1,912)	\$ 2,866	\$ 333	\$ (1,937)	\$ 4,013	\$ 174	\$ (1,448)	\$ 680	\$ 484	\$ 716	\$ 100	
	Total Payments	\$ 740,648	\$ 662,205	\$ 661,352	\$ 607,769	\$ 719,902	\$ 548,664	\$ 572,564	\$ 665,608	\$ 608,607	\$ 626,462	\$ 570,851	\$ 237,139	\$ 8,173,988	\$ 7,221,771	
	IBNR Reserves	Impatient IBNR	\$ 5,890	\$ 4,587	\$ 6,449	\$ 8,363	\$ 11,558	\$ 8,810	\$ 9,868	\$ 32,455	\$ 31,534	\$ 29,140	\$ 57,880	\$ 137,309	\$ 80,343	\$ 343,843
		Outpatient IBNR	\$ 1,221	\$ 578	\$ 868	\$ 927	\$ 1,561	\$ 1,842	\$ 2,794	\$ 3,567	\$ 6,797	\$ 7,805	\$ 27,249	\$ 73,447	\$ 6,654	\$ 128,656
		Professional IBNR	\$ 1,216	\$ 1,571	\$ 2,119	\$ 1,128	\$ 2,447	\$ 3,122	\$ 4,994	\$ 5,990	\$ 7,739	\$ 2,407	\$ 77,184	\$ 166,182	\$ 17,701	\$ 276,100
		Behavioral Health IBNR	\$ 16	\$ -	\$ -	\$ -	\$ 161	\$ 72	\$ 468	\$ 281	\$ 874	\$ 3,619	\$ 3,529	\$ 36,772	\$ 845	\$ 45,972
		LTC IBNR													\$ -	\$ -
		Incentive / Bonus Payment Accruals													\$ -	\$ -
		Other IBNR (Explain in comments)													\$ -	\$ -
Total IBNR		\$ 8,343	\$ 6,736	\$ 9,436	\$ 10,418	\$ 15,728	\$ 13,847	\$ 18,124	\$ 42,293	\$ 46,944	\$ 42,971	\$ 165,841	\$ 413,710	\$ 105,542	\$ 794,390	
Total Payments and Remaining IBNR		\$ 748,991	\$ 668,941	\$ 670,788	\$ 618,187	\$ 735,630	\$ 562,511	\$ 590,689	\$ 707,901	\$ 655,551	\$ 669,433	\$ 736,692	\$ 650,849	\$ 8,279,530	\$ 8,016,161	
Additional Items for Incurred Claims Calculation		Withholds from Payments Made to Network Providers (+)	\$ -	\$ -	\$ -	\$ -	\$ -	\$ -	\$ -	\$ -	\$ -	\$ -	\$ -	\$ -	\$ -	\$ -
	Recoverable Claims for Anticipated Coordination of Benefits (+)	\$ -	\$ -	\$ -	\$ -	\$ -	\$ -	\$ -	\$ -	\$ -	\$ -	\$ -	\$ -	\$ -	\$ -	
	Claim Payment Recoveries Received Through Subrogation (+)	\$ -	\$ -	\$ -	\$ -	\$ -	\$ -	\$ -	\$ -	\$ -	\$ -	\$ -	\$ -	\$ -	\$ -	
	Overpayment Recoveries Received from Network Providers (-)	\$ -	\$ -	\$ -	\$ -	\$ -	\$ -	\$ -	\$ -	\$ -	\$ -	\$ -	\$ -	\$ -	\$ -	
	Prescription Drug Rebates Received and Accrued (-)	\$ -	\$ -	\$ -	\$ -	\$ -	\$ -	\$ -	\$ -	\$ -	\$ -	\$ -	\$ -	\$ -	\$ -	
	Claims Payments Recovered through Fraud Reduction Efforts (+)	\$ -	\$ -	\$ -	\$ -	\$ -	\$ -	\$ -	\$ -	\$ -	\$ -	\$ -	\$ -	\$ -	\$ -	
	Net Payments of Receipts Related to State mandated Solvency Funds (+)	\$ -	\$ -	\$ -	\$ -	\$ -	\$ -	\$ -	\$ -	\$ -	\$ -	\$ -	\$ -	\$ -	\$ -	
	Incurring Claims	\$ 748,991	\$ 668,941	\$ 670,788	\$ 618,187	\$ 735,630	\$ 562,511	\$ 590,689	\$ 707,901	\$ 655,551	\$ 669,433	\$ 736,692	\$ 649,481	\$ 8,279,530	\$ 8,014,573	
	Administrative Cost Breakdown	Operational Administrative Costs														
		Claims Processing and Member Services	\$ 13,035	\$ 14,287	\$ 13,997	\$ 5,828	\$ 9,620	\$ 9,650	\$ 9,136	\$ 9,767	\$ 7,635	\$ 11,922	\$ 6,681	\$ 489	\$ 143,911	\$ 112,045
IT, Finance, and Management		\$ 5,965	\$ 10,927	\$ 13,011	\$ 13,122	\$ 11,492	\$ 13,019	\$ 10,953	\$ 11,985	\$ 7,263	\$ 10,835	\$ 4,897	\$ (16,512)	\$ 100,756	\$ 96,957	
Marketing/Outreach		\$ -	\$ 1,404	\$ 1,596	\$ 1,522	\$ 1,711	\$ 1,590	\$ (78)	\$ 893	\$ 524	\$ 963	\$ 525	\$ (1,855)	\$ 8,495	\$ 16,956	
Network Development		\$ 4,856	\$ 5,987	\$ 7,661	\$ 6,053	\$ 6,363	\$ 5,987	\$ 5,883	\$ 6,541	\$ 3,521	\$ 6,055	\$ 2,347	\$ (8,118)	\$ 68,529	\$ 53,136	
Corporate Overhead Allocation (provide allocation formula across owned plans in comments)		\$ 3,770	\$ 8,621	\$ 10,509	\$ 9,467	\$ 9,521	\$ 9,201	\$ 7,645	\$ 12,471	\$ 6,572	\$ 19,290	\$ 5,466	\$ (33,597)	\$ 89,707	\$ 68,936	
Reinsurance Premiums		\$ 795	\$ 774	\$ 748	\$ 689	\$ 677	\$ 684	\$ 694	\$ 701	\$ 707	\$ 708	\$ 714	\$ 709	\$ 9,552	\$ 8,600	
Administrative Costs Associated with Subcapitated Arrangements														\$ -	\$ -	
General Operating Expenses (rent, utilities, etc.)		\$ 2,103	\$ 644	\$ 704	\$ 589	\$ 823	\$ 907	\$ 599	\$ 591	\$ 490	\$ 676	\$ 315	\$ (679)	\$ 11,329	\$ 7,763	
Medical Management		\$ 10,077	\$ 13,761	\$ 15,930	\$ 12,743	\$ 12,536	\$ 12,714	\$ 15,505	\$ 13,143	\$ 9,006	\$ 4,205	\$ 5,912	\$ (7,505)	\$ 155,847	\$ 118,027	
Fraud Reduction Expenses [42 CFR § 438.8(e)(2)(iii)(B)]		\$ 236	\$ 1,460	\$ 1,703	\$ 1,471	\$ 1,482	\$ 1,499	\$ 1,403	\$ 1,526	\$ 1,524	\$ (220)	\$ 552	\$ (1,367)	\$ 20,866	\$ 11,269	
Fines and Penalties Assessed by Regulatory Authorities		\$ -	\$ -	\$ -	\$ -	\$ -	\$ -	\$ -	\$ -	\$ -	\$ -	\$ -	\$ -	\$ -	\$ -	
Other (Explain in comments)		\$ 3,701	\$ 5,138	\$ 5,786	\$ 4,206	\$ 5,257	\$ 4,875	\$ 4,420	\$ 4,767	\$ 24,109	\$ 4,145	\$ 1,749	\$ (5,735)	\$ 49,225	\$ 62,419	
Health Care Quality Improvement and Other Expenses																
Activities Related to Improvement of Health Outcomes		\$ (9,770)	\$ 8,689	\$ 11,207	\$ 10,679	\$ 9,441	\$ 9,445	\$ 9,047	\$ 9,826	\$ 9,723	\$ 8,025	\$ 4,200	\$ (16,823)	\$ 102,628	\$ 63,690	
Activities to Prevent Hospital Readmission		\$ (6,037)	\$ 4,590	\$ 5,484	\$ 5,159	\$ 5,239	\$ 5,239	\$ 4,902	\$ 5,345	\$ 5,344	\$ 13,687	\$ 3,231	\$ (7,018)	\$ 52,923	\$ 46,571	
Improvement of Patient Safety and Reduce Medical Errors		\$ (6,228)	\$ 5,446	\$ 6,417	\$ 5,898	\$ 5,639	\$ 5,706	\$ 5,338	\$ 5,818	\$ 5,819	\$ 4,864	\$ 2,683	\$ (8,476)	\$ 59,073	\$ 38,925	
Wellness and Health Promotion Activities		\$ (2,728)	\$ 4,360	\$ 5,190	\$ 4,436	\$ 4,470	\$ 4,528	\$ 4,206	\$ 4,622	\$ 4,616	\$ 3,610	\$ 1,899	\$ (7,717)	\$ 61,201	\$ 31,493	
Health Information Technology Expenses Related to Improving Health Care Quality		\$ (3,717)	\$ 2,527	\$ 3,028	\$ 2,802	\$ 2,646	\$ 2,817	\$ 2,498	\$ 2,737	\$ 2,801	\$ 1,304	\$ 2,043	\$ (4,732)	\$ 25,924	\$ 16,753	
Allowable Technology Implementation Expenses (Explain in comments)		\$ -	\$ -	\$ -	\$ -	\$ -	\$ -	\$ -	\$ -	\$ -	\$ -	\$ -	\$ -	\$ -	\$ -	
Activities Related to External Quality Review	\$ -	\$ -	\$ -	\$ -	\$ -	\$ -	\$ -	\$ -	\$ -	\$ -	\$ -	\$ -	\$ -	\$ -		
Fraud Prevention Expenses [42 CFR § 438.8(e)(4)]	\$ -	\$ -	\$ -	\$ -	\$ -	\$ -	\$ -	\$ -	\$ -	\$ -	\$ -	\$ -	\$ -	\$ -		
Total Admin	\$ 16,057	\$ 88,617	\$ 102,969	\$ 86,148	\$ 86,837	\$ 87,862	\$ 82,150	\$ 90,064	\$ 90,023	\$ 90,072	\$ 43,214	\$ (118,936)	\$ 968,427	\$ -		
MLR	MLR Numerator from 42 CFR § 438.8	\$ 720,511	\$ 694,553	\$ 702,112	\$ 648,646	\$ 762,985	\$ 590,246	\$ 616,679	\$ 736,250	\$ 683,854	\$ 700,703	\$ 750,749	\$ 604,716	\$ 8,581,280	\$ 8,212,005	
	MLR Denominator from 42 CFR § 438.8 (from row 28)	\$ 832,090	\$ 810,887	\$ 790,050	\$ 735,247	\$ 724,291	\$ 730,568	\$ 739,761	\$ 746,274	\$ 751,635	\$ 753,193	\$ 759,004	\$ 753,395	\$ 9,455,687	\$ 9,126,394	
	MLR in Compliance with 42 CFR § 438.8	86.6%	85.7%	88.9%	88.2%	105.3%	80.8%	83.4%	98.7%	91.0%	93.0%	98.9%	80.3%	90.8%	90.0%	
	Alternate MLR Numerator	\$ 748,991	\$ 668,941	\$ 670,788	\$ 618,187	\$ 735,630	\$ 562,511	\$ 590,689	\$ 707,901	\$ 655,551	\$ 669,433	\$ 736,692	\$ 649,481	\$ 8,279,530	\$ 8,014,573	
Calculations	Alternate MLR Denominator (from row 29)	\$ 993,563	\$ 987,162	\$ 914,939	\$ 845,434	\$ 831,317	\$ 838,187	\$ 850,224	\$ 858,313	\$ 863,660	\$ 864,768	\$ 872,049	\$ 890,742	\$ 10,292,560	\$ 10,610,358	
	Alternate MLR	75.4%	67.8%	73.3%	73.1%	88.5%	67.1%	69.5%	82.5%	75.9%	77.4%	84.5%	72.9%	80.4%	75.5%	
	Per Member Incurred Claims	\$ 156.88	\$ 141.73	\$ 142.02	\$ 140.20	\$ 169.03	\$ 128.43	\$ 133.96	\$ 159.17	\$ 147.69	\$ 150.01	\$ 164.90	\$ 146.41	\$ 150.08	\$ 148.36	
Additional Metrics	Reserve Total as a Percentage of Total Payments	1.1%	1.0%	1.4%	1.7%	2.1%	2.5%	3.1%	6.0%	7.2%	6.4%	22.5%	63.6%	1.3%	9.9%	
	Total Administrative Costs as % of Gross Revenue	1.79%	10.14%	12.14%	10.92%	11.17%	11.21%	10.35%	11.24%	11.16%	11.14%	5.30%	-14.71%	9.54%	0.00%	
Administrative Cost Percentages	Fixed Admin	3.85%	5.63%	6.44%	5.77%	6.04%	6.05%	5.12%	6.53%	6.73%	2.85%	-8.24%	-3.22%	5.03%		
	Care Coordination Costs, excluding QI Expenses	1.13%	1.57%	1.88%	1.61%	1.61%	1.62%	1.95%	1.64%	1.12%	0.52%	-0.93%	1.53%	1.20%		
	Quality Improvement Expenses	-3.18%	2.93%	3.69%	3.52%	3.54%	3.27%	3.54%	3.27%	3.51%	3.90%	1.73%	-5.53%	2.97%	2.01%	
	Premium Tax	7.08%	7.21%	6.88%	6.84%	6.83%	6.82%	6.83%	6.84%	6.83%	6.83%	6.83%	6.85%	6.47%	6.89%	

Medical Loss Ratio Report - CoverKids

MCO:	UnitedHealthcare Plan of the River Valley, Inc - Middle
As of:	12/31/2022

Enrollment	Incurred / Service Month	Jan-22	Feb-22	Mar-22	Apr-22	May-22	Jun-22	Jul-22	Aug-22	Sep-22	Oct-22	Nov-22	Dec-22	FY22	CY22
		2109	2102	2109	1770	1667	1654	1658	1685	1700	1701	1682	1717	22,629	21,552
Adult Females (Age 19+)		110	101	95	93	93	90	90	88	88	95	103	109	1,156	1,276
Adult Males (Age 19+)		5281	5258	5259	5058	5054	5060	5062	5117	5096	5094	5087	5056	62,393	61,482
All Children (Under Age 19)		7,501	7,461	7,462	6,921	6,814	6,804	6,810	6,890	6,884	6,890	6,872	6,882	86,297	84,190
Total Member Months															
Revenue	Capitation Revenue for All Members	\$ 1,882,306	\$ 1,885,719	\$ 1,752,462	\$ 1,612,922	\$ 1,577,622	\$ 1,578,635	\$ 1,586,426	\$ 1,601,223	\$ 1,621,574	\$ 1,615,866	\$ 1,628,683	\$ 1,618,294	\$ 19,249,183	\$ 19,961,733
	Withholds	\$ -	\$ -	\$ (1)	\$ (1)	\$ (1)	\$ (1)	\$ (1)	\$ (4)	\$ (4)	\$ (3)	\$ (28)	\$ 40,457	\$ (3)	\$ 41,577
	Accrual for ACA Health Insurer Fee (gross)													\$ -	\$ -
	Risk Sharing Mechanism Receipts													\$ -	\$ -
	Reinsurance Recovery													\$ -	\$ -
	Unpaid Cost Sharing Amounts													\$ -	\$ -
	Changes to Unearned Premium Reserves	\$ (293,464)	\$ (294,394)	\$ (261,709)	\$ (233,504)	\$ (226,170)	\$ (226,335)	\$ (228,049)	\$ (229,957)	\$ (233,308)	\$ (231,560)	\$ (234,143)	\$ (232,705)	\$ (1,535,577)	\$ (2,925,298)
	Other Accruals (Explain in comments)	\$ (17,099)	\$ (33,440)	\$ 2	\$ 1	\$ 1	\$ 1	\$ 4	\$ 4	\$ 3	\$ 28	\$ (1,161)	\$ (29,452)	\$ (59,549)	\$ (81,109)
	Gross Revenue	\$ 1,571,743	\$ 1,557,885	\$ 1,490,754	\$ 1,379,417	\$ 1,351,452	\$ 1,352,299	\$ 1,358,377	\$ 1,371,266	\$ 1,388,266	\$ 1,384,307	\$ 1,394,540	\$ 1,396,595	\$ 17,654,053	\$ 16,996,902
	Accrual for ACA Health Insurer Fee (gross, from above)													\$ -	\$ -
	State Premium Tax	\$ 112,938	\$ 113,143	\$ 105,148	\$ 96,775	\$ 94,657	\$ 94,718	\$ 95,186	\$ 96,073	\$ 97,294	\$ 96,952	\$ 97,721	\$ 97,098	\$ 1,154,951	\$ 1,197,704
	Federal Taxes and Assessments [42 CFR § 438.8 (f)(3)(iii)]	\$ -	\$ -	\$ -	\$ -	\$ -	\$ -	\$ -	\$ -	\$ -	\$ -	\$ -	\$ -	\$ 71,454	\$ -
	Community Benefit Expenditures [42 CFR § 438.8 (f)(3)(v)]													\$ -	\$ -
	Other Federal, State, Local Taxes and Licensing and Regulatory Fees													\$ -	\$ -
	Revenue Net of Taxes and Fees (CMS' MLR Denominator)	\$ 1,458,805	\$ 1,444,742	\$ 1,385,606	\$ 1,282,642	\$ 1,256,795	\$ 1,257,581	\$ 1,263,192	\$ 1,275,193	\$ 1,290,972	\$ 1,287,355	\$ 1,296,819	\$ 1,299,497	\$ 16,427,648	\$ 15,799,198
Alternate MLR Denominator	\$ 1,769,368	\$ 1,772,576	\$ 1,647,313	\$ 1,516,146	\$ 1,482,964	\$ 1,483,916	\$ 1,491,237	\$ 1,505,146	\$ 1,524,276	\$ 1,518,887	\$ 1,532,123	\$ 1,561,654	\$ 18,094,228	\$ 18,805,606	
Paid Medical Expense <small>(Payments by the Claims Processing System for Covered Services for the Month) Expenses for ASO arrangements with the State (pharmacy, dental) should NOT be included</small>	Medical Services														
	CMS 1450/UB 92 Payments														
	Inpatient - Maternity	\$ 16,328	\$ 4,895	\$ 30,599	\$ 15,601	\$ 12,499	\$ 16,300	\$ 41,905	\$ 34,042	\$ 38,695	\$ 23,170	\$ 11,833	\$ 11,837	\$ 210,842	\$ 257,704
	Inpatient - Newborn	\$ 18,600	\$ 155,133	\$ 16,613	\$ 4,143	\$ 63,898	\$ 3,314	\$ 51,561	\$ 22,203	\$ 3,842	\$ 2,090	\$ 1,988	\$ -	\$ 616,737	\$ 343,387
	Inpatient - Medical	\$ 33,147	\$ 27,327	\$ 42,982	\$ 33,788	\$ 59,815	\$ 12,181	\$ 39,735	\$ 41,975	\$ 64,698	\$ 21,348	\$ 7,432	\$ 3,969	\$ 438,934	\$ 388,396
	Inpatient - Surgery	\$ 4,660	\$ 4,660	\$ -	\$ -	\$ 8,425	\$ -	\$ 4,754	\$ 14,298	\$ -	\$ -	\$ -	\$ -	\$ 49,067	\$ 36,797
	Inpatient - Other	\$ 356,577	\$ 289,082	\$ 303,753	\$ 275,481	\$ 334,581	\$ 368,894	\$ 299,024	\$ 286,688	\$ 325,177	\$ 344,130	\$ 248,383	\$ 63,571	\$ 3,781,269	\$ 3,495,342
	Outpatient - Emergency Room	\$ 48,481	\$ 45,876	\$ 61,482	\$ 57,315	\$ 61,663	\$ 58,141	\$ 47,896	\$ 59,995	\$ 56,262	\$ 62,846	\$ 72,117	\$ 31,085	\$ 683,089	\$ 663,159
	Outpatient - Laboratory	\$ 17,092	\$ 12,201	\$ 10,937	\$ 10,167	\$ 9,691	\$ 11,947	\$ 10,435	\$ 15,183	\$ 8,245	\$ 13,032	\$ 16,481	\$ 7,998	\$ 154,567	\$ 143,410
	Outpatient - Radiology	\$ 15,188	\$ 16,660	\$ 19,773	\$ 17,303	\$ 13,990	\$ 13,632	\$ 11,643	\$ 13,916	\$ 13,650	\$ 14,666	\$ 15,041	\$ 7,385	\$ 190,237	\$ 172,846
	Outpatient - Surgery	\$ 55,127	\$ 61,290	\$ 50,366	\$ 54,205	\$ 29,311	\$ 51,232	\$ 48,998	\$ 43,578	\$ 49,434	\$ 39,215	\$ 50,656	\$ 23,663	\$ 633,518	\$ 557,075
	Outpatient - Other	\$ 42,631	\$ 201,127	\$ 328,555	\$ 77,001	\$ 55,455	\$ 54,144	\$ 45,566	\$ 48,629	\$ 63,514	\$ 75,099	\$ 40,943	\$ 17,391	\$ 1,132,623	\$ 1,050,056
	CMS 1500 Payments														
	Professional - E&M	\$ 133,386	\$ 141,501	\$ 155,571	\$ 129,044	\$ 134,117	\$ 132,461	\$ 153,697	\$ 150,323	\$ 136,286	\$ 149,108	\$ 150,882	\$ 72,298	\$ 1,727,952	\$ 1,638,673
	Professional - Home Health	\$ 5,314	\$ 4,629	\$ 4,743	\$ 3,456	\$ 3,400	\$ 2,845	\$ 3,687	\$ 2,166	\$ 3,830	\$ 3,055	\$ 2,840	\$ 1,665	\$ 51,363	\$ 41,630
	Professional - Maternity	\$ 127,723	\$ 106,884	\$ 129,929	\$ 118,601	\$ 118,298	\$ 145,681	\$ 109,107	\$ 122,547	\$ 136,546	\$ 114,917	\$ 98,327	\$ 38,316	\$ 1,407,299	\$ 1,366,876
	Professional - Surgery	\$ 17,218	\$ 16,275	\$ 19,281	\$ 14,640	\$ 15,066	\$ 17,712	\$ 13,533	\$ 14,372	\$ 20,374	\$ 14,155	\$ 15,200	\$ 6,156	\$ 202,876	\$ 183,981
	Professional - DME	\$ 13,680	\$ 13,435	\$ 12,555	\$ 8,044	\$ 5,839	\$ 11,248	\$ 8,693	\$ 9,977	\$ 12,023	\$ 10,237	\$ 16,312	\$ 5,297	\$ 134,978	\$ 127,339
	Professional - Lab	\$ 54,884	\$ 71,688	\$ 70,967	\$ 52,357	\$ 46,861	\$ 48,960	\$ 51,979	\$ 49,296	\$ 55,141	\$ 60,457	\$ 46,192	\$ 17,359	\$ 626,725	\$ 626,141
	Professional - Radiology	\$ 36,090	\$ 47,762	\$ 47,006	\$ 42,590	\$ 43,380	\$ 42,006	\$ 38,491	\$ 50,009	\$ 39,033	\$ 40,856	\$ 35,202	\$ 21,183	\$ 506,642	\$ 483,607
	Professional - Transportation	\$ 7,227	\$ 1,999	\$ 4,591	\$ 2,398	\$ 3,403	\$ 3,497	\$ 3,780	\$ 3,038	\$ 10,730	\$ 2,258	\$ 5,519	\$ 3,560	\$ 58,500	\$ 51,998
	Professional - Chiropractor	\$ 18	\$ 60	\$ 240	\$ 184	\$ 234	\$ 357	\$ 201	\$ 370	\$ 662	\$ 344	\$ 375	\$ 125	\$ 1,380	\$ 3,169
	Professional - Other	\$ 121,373	\$ 88,827	\$ 93,171	\$ 97,424	\$ 89,474	\$ 112,186	\$ 83,453	\$ 112,659	\$ 107,679	\$ 117,526	\$ 96,191	\$ 39,854	\$ 1,275,584	\$ 1,159,815
	Behavioral Health Payments														
	Inpatient	\$ 22,121	\$ 19,194	\$ 51,292	\$ 51,748	\$ 41,973	\$ 21,351	\$ 20,861	\$ 69,976	\$ 58,408	\$ 39,964	\$ 20,230	\$ 6,385	\$ 312,524	\$ 423,504
	Outpatient	\$ 15,413	\$ 12,055	\$ 19,217	\$ 11,307	\$ 18,637	\$ 16,381	\$ 16,816	\$ 16,160	\$ 20,873	\$ 19,645	\$ 16,392	\$ 8,332	\$ 157,498	\$ 191,230
	Professional	\$ 19,609	\$ 19,482	\$ 24,831	\$ 17,872	\$ 16,766	\$ 23,089	\$ 21,449	\$ 26,721	\$ 18,763	\$ 14,051	\$ 15,106	\$ 6,792	\$ 195,529	\$ 224,530
	Laboratory / Radiology													\$ -	\$ -
	Emergency													\$ -	\$ -
	Supported Housing	\$ 8,833	\$ 9,147	\$ 9,775	\$ 4,710	\$ 8,519	\$ 6,635	\$ 6,007	\$ 3,140	\$ 3,140	\$ 2,826	\$ 2,198	\$ -	\$ 78,652	\$ 64,930
	Intensive Outpatient													\$ -	\$ -
	Partial Hospitalization	\$ 812	\$ 1,027	\$ 1,403	\$ 918	\$ 1,310	\$ 320	\$ 1,252	\$ 1,716	\$ 1,214	\$ 1,554	\$ 909	\$ 663	\$ 13,032	\$ 13,097
	In Home													\$ -	\$ -
	Transportation	\$ 335	\$ 838	\$ 1,049	\$ -	\$ 1,082	\$ -	\$ -	\$ -	\$ -	\$ -	\$ -	\$ -	\$ 3,305	\$ 3,305
	Twenty-Three Hour	\$ -	\$ 182	\$ 143	\$ 143	\$ 169	\$ -	\$ -	\$ 81	\$ 160	\$ -	\$ 230	\$ 49	\$ 1,371	\$ 1,158
	Health Link Activity payments	\$ 1,047	\$ 1,309	\$ 2,271	\$ 1,486	\$ 1,662	\$ 2,101	\$ 2,886	\$ 3,593	\$ 3,593	\$ 3,240	\$ 1,231	\$ 354	\$ 18,985	\$ 24,771
	Other													\$ -	\$ -
	Long-Term Care Payments														
	Hospice	\$ -	\$ -	\$ -	\$ -	\$ -	\$ -	\$ -	\$ -	\$ -	\$ -	\$ -	\$ -	\$ -	\$ -
	Nursing Facility (Lvl 1 and Lvl 2 combined)	\$ -	\$ -	\$ -	\$ -	\$ -	\$ -	\$ -	\$ -	\$ -	\$ -	\$ -	\$ -	\$ -	\$ -
	Home and Community Based Services	\$ -	\$ -	\$ -	\$ -	\$ -	\$ -	\$ -	\$ -	\$ -	\$ -	\$ -	\$ -	\$ -	\$ -
	Acuity and Quality Pmts	\$ -	\$ -	\$ -	\$ -	\$ -	\$ -	\$ -	\$ -	\$ -	\$ -	\$ -	\$ -	\$ -	\$ -
	Capitation and other Non-System Payments (excluding associated admin)														
	Primary Care Physician	\$ -	\$ -	\$ -	\$ -	\$ -	\$ -	\$ -	\$ -	\$ -	\$ -	\$ -	\$ -	\$ -	\$ -
	Specialty													\$ -	\$ -
Dental													\$ -	\$ -	
Vision	\$ 8,697	\$ 9,156	\$ 11,099	\$ 8,514	\$ 6,307	\$ 7,788	\$ 11,017	\$ 11,735	\$ 12,185	\$ 10,004	\$ 7,258	\$ -	\$ 125,965	\$ 103,760	
Behavioral Health													\$ -	\$ -	
Grant Payments													\$ -	\$ -	

Medical Loss Ratio Report - CoverKids

MCO:	UnitedHealthcare Plan of the River Valley, Inc - Middle
As of:	12/31/2022

		Jan-22	Feb-22	Mar-22	Apr-22	May-22	Jun-22	Jul-22	Aug-22	Sep-22	Oct-22	Nov-22	Dec-22	FY22	CY22	
	Subcontractor Payments for Mental Health / Substance Abuse													\$ -	\$ -	
	Crisis Services Team Payments	\$ 12,075	\$ 11,996	\$ 12,266	\$ 11,193	\$ 10,997	\$ 11,002	\$ 10,991	\$ 10,956	\$ 11,179	\$ 11,414	\$ 12,084	\$ 10,324	\$ 139,401	\$ 136,476	
	Incentive / Bonus Payments Made to Network Providers													\$ -	\$ -	
	Other Capitation and Non-system Costs													\$ -	\$ -	
	Other Medical (Explain in comments)	\$ (7,168)	\$ 5,745	\$ (1,910)	\$ (6,463)	\$ (12)	\$ (2,091)	\$ (37,069)	\$ 2,887	\$ (2,983)	\$ 2,736	\$ (6,012)	\$ 7,120	\$ (14,348)	\$ (45,221)	
	Total Payments	\$ 1,206,516	\$ 1,401,440	\$ 1,534,551	\$ 1,115,171	\$ 1,216,809	\$ 1,193,312	\$ 1,120,826	\$ 1,243,749	\$ 1,272,353	\$ 1,213,943	\$ 1,001,540	\$ 412,729	\$ 14,916,094	\$ 13,932,938	
	IBNR Reserves	Impatient IBNR	\$ 12,424	\$ 18,934	\$ 16,934	\$ 17,156	\$ 29,982	\$ 33,086	\$ 38,369	\$ 67,048	\$ 104,731	\$ 98,090	\$ 217,994	\$ 437,941	\$ 197,179	\$ 1,092,689
		Outpatient IBNR	\$ 437	\$ 1,389	\$ 3,043	\$ 1,962	\$ 2,074	\$ 3,679	\$ 5,095	\$ 8,100	\$ 10,979	\$ (641)	\$ 5,485	\$ 143,509	\$ 11,681	\$ 185,111
		Professional IBNR	\$ 1,286	\$ 1,387	\$ 2,817	\$ 178	\$ 1,481	\$ 4,111	\$ 5,382	\$ 5,537	\$ 11,839	\$ 21,932	\$ 104,952	\$ 237,476	\$ 17,837	\$ 398,378
		Behavioral Health IBNR	\$ 49	\$ -	\$ 62	\$ 178	\$ 504	\$ 328	\$ 442	\$ 1,401	\$ 3,230	\$ (392)	\$ 33,704	\$ 89,967	\$ 1,621	\$ 129,472
		LTC IBNR													\$ -	\$ -
		Incentive / Bonus Payment Accruals													\$ -	\$ -
Other IBNR (Explain in comments)														\$ -	\$ -	
Total IBNR		\$ 14,196	\$ 21,711	\$ 22,855	\$ 19,475	\$ 34,041	\$ 41,203	\$ 49,287	\$ 82,086	\$ 130,778	\$ 118,989	\$ 362,135	\$ 908,892	\$ 228,318	\$ 1,805,649	
Total Payments and Remaining IBNR		\$ 1,220,712	\$ 1,423,150	\$ 1,557,406	\$ 1,134,646	\$ 1,250,850	\$ 1,234,515	\$ 1,170,113	\$ 1,325,835	\$ 1,403,131	\$ 1,332,932	\$ 1,363,675	\$ 1,321,621	\$ 15,144,412	\$ 15,738,587	
Additional Items for Incurred Claims Calculation		Withholds from Payments Made to Network Providers (+)	\$ -	\$ -	\$ -	\$ -	\$ -	\$ -	\$ -	\$ -	\$ -	\$ -	\$ -	\$ -	\$ -	\$ -
	Recoverable Claims for Anticipated Coordination of Benefits (+)	\$ -	\$ -	\$ -	\$ -	\$ -	\$ -	\$ -	\$ -	\$ -	\$ -	\$ -	\$ -	\$ -	\$ -	
	Claim Payment Recoveries Received Through Subrogation (+)	\$ -	\$ -	\$ -	\$ -	\$ -	\$ -	\$ -	\$ -	\$ -	\$ -	\$ -	\$ -	\$ -	\$ -	
	Overpayment Recoveries Received from Network Providers (-)	\$ -	\$ -	\$ -	\$ -	\$ -	\$ -	\$ -	\$ -	\$ -	\$ -	\$ -	\$ -	\$ -	\$ -	
	Prescription Drug Rebates Received and Accrued (-)	\$ -	\$ -	\$ -	\$ -	\$ -	\$ -	\$ -	\$ -	\$ -	\$ -	\$ -	\$ -	\$ -	\$ -	
	Claims Payments Recovered through Fraud Reduction Efforts (+)	\$ -	\$ -	\$ -	\$ -	\$ -	\$ -	\$ -	\$ -	\$ -	\$ -	\$ -	\$ -	\$ -	\$ -	
	Net Payments of Receipts Related to State mandated Solvency Funds (+)	\$ -	\$ -	\$ -	\$ -	\$ -	\$ -	\$ -	\$ -	\$ -	\$ -	\$ -	\$ -	\$ -	\$ -	
	Included Claims	\$ 1,220,690	\$ 1,423,150	\$ 1,557,406	\$ 1,134,646	\$ 1,250,850	\$ 1,234,515	\$ 1,170,113	\$ 1,325,835	\$ 1,403,131	\$ 1,332,852	\$ 1,363,675	\$ 1,319,347	\$ 15,144,390	\$ 15,736,212	
Administrative Cost Breakdown	Operational Administrative Costs															
	Claims Processing and Member Services	\$ 20,240	\$ 24,095	\$ 23,625	\$ 10,333	\$ 16,283	\$ 16,245	\$ 15,497	\$ 16,456	\$ 12,638	\$ 19,836	\$ 10,838	\$ 6,053	\$ 236,561	\$ 192,143	
	IT, Finance, and Management	\$ 9,038	\$ 20,075	\$ 23,475	\$ 23,570	\$ 20,387	\$ 22,994	\$ 19,745	\$ 21,213	\$ 12,829	\$ 19,260	\$ 8,570	\$ (26,761)	\$ 176,059	\$ 174,394	
	Marketing/Outreach	\$ -	\$ 2,580	\$ 2,880	\$ 2,734	\$ 3,029	\$ 2,805	\$ (141)	\$ 395	\$ 1,572	\$ 1,699	\$ 919	\$ (3,014)	\$ 29,556	\$ 15,459	
	Network Development	\$ 7,357	\$ 11,000	\$ 13,822	\$ 10,872	\$ 11,268	\$ 10,562	\$ 10,575	\$ 11,544	\$ 6,197	\$ 10,686	\$ 4,107	\$ (13,187)	\$ 138,660	\$ 94,803	
	Corporate Overhead Allocation (provide allocation formula across owned plans in comments)	\$ 5,712	\$ 15,839	\$ 18,961	\$ 17,005	\$ 16,860	\$ 16,232	\$ 13,740	\$ 22,010	\$ 11,567	\$ 34,041	\$ 9,565	\$ (54,575)	\$ 156,285	\$ 126,956	
	Reinsurance Premiums	\$ 1,450	\$ 1,436	\$ 1,258	\$ 1,258	\$ 1,230	\$ 1,231	\$ 1,237	\$ 1,250	\$ 1,267	\$ 1,263	\$ 1,273	\$ 1,275	\$ 16,925	\$ 15,540	
	Administrative Costs Associated with Subcapitated Arrangements													\$ -	\$ -	
	General Operating Expenses (rent, utilities, etc.)	\$ 3,186	\$ 1,184	\$ 1,270	\$ 1,058	\$ 1,458	\$ 1,600	\$ 1,077	\$ 1,043	\$ 862	\$ 1,194	\$ 550	\$ (1,102)	\$ 19,207	\$ 13,380	
	Medical Management	\$ 15,383	\$ 24,808	\$ 28,342	\$ 22,479	\$ 21,820	\$ 22,035	\$ 27,413	\$ 22,716	\$ 15,340	\$ 7,569	\$ 9,936	\$ (12,637)	\$ 266,749	\$ 205,203	
	Fraud Reduction Expenses [42 CFR § 438.8(e)(2)(iii)(B)]	\$ (22)	\$ 2,636	\$ 3,033	\$ 2,603	\$ 2,590	\$ 2,609	\$ 2,479	\$ 2,656	\$ 2,646	\$ (80)	\$ 976	\$ (2,273)	\$ 35,519	\$ 19,852	
	Fines and Penalties Assessed by Regulatory Authorities	\$ -	\$ -	\$ -	\$ -	\$ -	\$ -	\$ -	\$ -	\$ -	\$ -	\$ -	\$ -	\$ -	\$ -	
	Other (Explain in comments)	\$ 5,607	\$ 9,440	\$ 10,440	\$ 7,554	\$ 9,309	\$ 8,600	\$ 7,945	\$ 8,413	\$ 42,433	\$ 7,315	\$ 3,061	\$ (9,317)	\$ 85,417	\$ 110,802	
	Health Care Quality Improvement and Other Expenses															
	Activities Related to Improvement of Health Outcomes	\$ (22,575)	\$ 15,744	\$ 19,798	\$ 18,584	\$ 16,424	\$ 16,389	\$ 15,871	\$ 16,996	\$ 16,834	\$ 14,041	\$ 7,351	\$ (27,185)	\$ 172,653	\$ 108,271	
	Activities to Prevent Hospital Readmission	\$ (13,627)	\$ 9,894	\$ 9,894	\$ 11,501	\$ 9,044	\$ 9,148	\$ 8,690	\$ 9,324	\$ 9,316	\$ 22,262	\$ 5,501	\$ (11,517)	\$ 90,177	\$ 77,970	
	Improvement of Patient Safety and Reduce Medical Errors	\$ (14,351)	\$ 9,875	\$ 11,465	\$ 10,404	\$ 9,870	\$ 9,953	\$ 9,447	\$ 10,142	\$ 10,123	\$ 8,561	\$ 4,691	\$ (13,821)	\$ 100,162	\$ 66,360	
Wellness and Health Promotion Activities	\$ (6,912)	\$ 7,984	\$ 9,340	\$ 7,947	\$ 7,896	\$ 7,969	\$ 7,534	\$ 8,134	\$ 8,106	\$ 6,469	\$ 3,406	\$ (12,535)	\$ 104,803	\$ 55,338		
Health Information Technology Expenses Related to Improving Health Care Quality	\$ (8,301)	\$ 4,626	\$ 5,443	\$ 4,968	\$ 4,661	\$ 4,919	\$ 4,458	\$ 4,803	\$ 4,892	\$ 2,516	\$ 3,445	\$ (7,671)	\$ 44,056	\$ 28,760		
Allowable Technology Implementation Expenses (Explain in comments)	\$ -	\$ -	\$ -	\$ -	\$ -	\$ -	\$ -	\$ -	\$ -	\$ -	\$ -	\$ -	\$ -	\$ -		
Activities Related to External Quality Review	\$ -	\$ -	\$ -	\$ -	\$ -	\$ -	\$ -	\$ -	\$ -	\$ -	\$ -	\$ -	\$ -	\$ -		
Fraud Prevention Expenses [42 CFR § 438.8(e)(4)]	\$ -	\$ -	\$ -	\$ -	\$ -	\$ -	\$ -	\$ -	\$ -	\$ -	\$ -	\$ -	\$ -	\$ -		
Total Admin	\$ 2,186	\$ 159,755	\$ 183,156	\$ 152,872	\$ 152,128	\$ 153,292	\$ 145,568	\$ 157,094	\$ 156,624	\$ 156,632	\$ 74,190	\$ (188,266)	\$ 1,652,788	\$ 1,652,788		
MLR	MLR Numerator from 42 CFR § 438.8	\$ 1,154,925	\$ 1,469,812	\$ 1,613,346	\$ 1,188,050	\$ 1,298,746	\$ 1,282,894	\$ 1,216,113	\$ 1,375,233	\$ 1,452,403	\$ 1,386,702	\$ 1,388,070	\$ 1,246,618	\$ 15,656,240	\$ 16,072,911	
	MLR Denominator from 42 CFR § 438.8 (from row 28)	\$ 1,458,805	\$ 1,444,742	\$ 1,385,606	\$ 1,282,642	\$ 1,256,795	\$ 1,257,581	\$ 1,263,192	\$ 1,275,193	\$ 1,290,972	\$ 1,287,355	\$ 1,296,819	\$ 1,299,497	\$ 16,427,648	\$ 15,799,198	
	MLR in Compliance with 42 CFR § 438.8	79.2%	101.7%	116.4%	92.6%	103.3%	102.0%	96.3%	107.8%	112.5%	107.7%	107.0%	95.9%	95.3%	101.7%	
	Alternate MLR Numerator	\$ 1,220,690	\$ 1,423,150	\$ 1,557,406	\$ 1,134,646	\$ 1,250,850	\$ 1,234,515	\$ 1,170,113	\$ 1,325,835	\$ 1,403,131	\$ 1,332,852	\$ 1,363,675	\$ 1,319,347	\$ 15,144,390	\$ 15,736,212	
Calculations	Alternate MLR Denominator (from row 29)	\$ 1,769,368	\$ 1,772,576	\$ 1,647,313	\$ 1,516,146	\$ 1,482,964	\$ 1,483,916	\$ 1,491,237	\$ 1,505,146	\$ 1,524,276	\$ 1,518,887	\$ 1,532,123	\$ 1,561,654	\$ 18,094,228	\$ 18,805,606	
	Alternate MLR	69.0%	80.3%	94.5%	74.8%	84.3%	83.2%	78.5%	88.1%	92.1%	87.8%	84.5%	83.7%	83.7%		
Additional Metrics	Per Member Incurred Claims	\$ 162.75	\$ 190.74	\$ 208.71	\$ 163.94	\$ 183.56	\$ 181.45	\$ 171.83	\$ 192.43	\$ 203.84	\$ 193.45	\$ 198.44	\$ 192.05	\$ 175.49	\$ 186.94	
	Reserve Total as a Percentage of Total Payments	1.2%	1.5%	1.5%	1.7%	2.7%	3.3%	4.2%	6.2%	9.3%	8.9%	26.6%	68.8%	1.5%	11.5%	
Administrative Cost Percentages	Total Administrative Costs as % of Gross Revenue	0.14%	10.25%	12.29%	11.08%	11.26%	11.34%	10.72%	11.46%	11.28%	11.31%	5.32%	-13.48%	9.36%	0.00%	
	Fixed Admin	3.34%	5.67%	6.63%	6.20%	6.10%	6.13%	5.31%	6.88%	6.88%	2.86%	-7.37%	4.95%	-3.19%	-	
	Care Coordination Costs, excluding QI Expenses	0.98%	1.59%	1.90%	1.63%	1.61%	1.63%	2.02%	1.66%	1.10%	0.55%	0.71%	-0.90%	1.51%	1.21%	
	Quality Improvement Expenses	-4.18%	3.00%	3.75%	3.54%	3.60%	3.58%	3.39%	3.89%	3.55%	3.89%	1.75%	-5.21%	2.90%	1.98%	
	Premium Tax	7.19%	7.26%	7.05%	7.02%	7.00%	7.00%	7.01%	7.01%	7.01%	7.00%	7.01%	6.95%	6.54%	7.05%	

Medical Loss Ratio Report - CoverKids

MCO:	UnitedHealthcare Plan of the River Valley, Inc - West
As of:	12/31/2022

Enrollment	Incurred / Service Month	Jan-22	Feb-22	Mar-22	Apr-22	May-22	Jun-22	Jul-22	Aug-22	Sep-22	Oct-22	Nov-22	Dec-22	FY22	CY22
Adult Females (Age 19+)		812	808	806	662	619	609	615	624	636	641	633	646	8,669	8,112
	Adult Males (Age 19+)	42	39	36	35	35	33	33	33	33	36	39	41	489	435
	All Children (Under Age 19)	2033	2021	2011	1893	1876	1864	1879	1894	1908	1918	1915	1903	23,892	23,115
	Total Member Months	2,888	2,867	2,854	2,590	2,529	2,506	2,528	2,550	2,578	2,595	2,587	2,591	33,050	31,662
Revenue	Capitation Revenue for All Members	\$ 717,132	\$ 721,071	\$ 670,220	\$ 601,513	\$ 580,766	\$ 571,768	\$ 584,915	\$ 590,688	\$ 608,169	\$ 612,859	\$ 617,014	\$ 611,007	\$ 7,327,308	\$ 7,487,121
	Withholds	\$ -	\$ -	\$ -	\$ -	\$ 13	\$ -	\$ -	\$ -	\$ (10)	\$ (31)	\$ 458	\$ 15,275	\$ 13	\$ 15,705
	Accrual for ACA Health Insurer Fee (gross)													\$ -	\$ -
	Risk Sharing Mechanism Receipts													\$ -	\$ -
	Reinsurance Recovery													\$ -	\$ -
	Unpaid Cost Sharing Amounts													\$ -	\$ -
	Changes to Unearned Premium Reserves	\$ (109,832)	\$ (110,890)	\$ (98,974)	\$ (85,889)	\$ (81,179)	\$ (79,036)	\$ (82,393)	\$ (83,453)	\$ (86,345)	\$ (87,441)	\$ (88,153)	\$ (87,313)	\$ (565,799)	\$ (1,080,898)
	Other Accruals (Explain in comments)	\$ (16,596)	\$ (32,456)	\$ 0	\$ (0)	\$ (13)	\$ (0)	\$ (0)	\$ (0)	\$ 10	\$ 31	\$ (458)	\$ (10,855)	\$ (57,649)	\$ (60,337)
	Gross Revenue	\$ 590,705	\$ 577,724	\$ 571,246	\$ 515,624	\$ 499,588	\$ 492,732	\$ 502,522	\$ 507,235	\$ 521,824	\$ 525,418	\$ 528,861	\$ 528,114	\$ 6,703,874	\$ 6,361,592
	Accrual for ACA Health Insurer Fee (gross, from above)													\$ -	\$ -
	State Premium Tax	\$ 43,028	\$ 43,264	\$ 40,213	\$ 36,091	\$ 34,846	\$ 34,306	\$ 35,095	\$ 35,441	\$ 36,490	\$ 36,772	\$ 37,021	\$ 36,660	\$ 439,638	\$ 449,227
	Federal Taxes and Assessments [42 CFR § 438.8 (f)(3)(iii)]	\$ -	\$ -	\$ -	\$ -	\$ -	\$ -	\$ -	\$ -	\$ -	\$ -	\$ -	\$ -	\$ 160,453	\$ -
	Community Benefit Expenditures [42 CFR § 438.8 (f)(3)(v)]													\$ -	\$ -
	Other Federal, State, Local Taxes and Licensing and Regulatory Fees													\$ -	\$ -
	Revenue Net of Taxes and Fees (CMS' MLR Denominator)	\$ 547,677	\$ 534,460	\$ 531,033	\$ 479,533	\$ 464,742	\$ 458,426	\$ 467,427	\$ 471,794	\$ 485,333	\$ 488,646	\$ 491,841	\$ 491,453	\$ 6,103,782	\$ 5,912,364
Alternate MLR Denominator	\$ 674,104	\$ 677,806	\$ 630,007	\$ 565,422	\$ 545,934	\$ 537,462	\$ 549,820	\$ 555,247	\$ 571,669	\$ 576,056	\$ 580,451	\$ 589,622	\$ 6,887,683	\$ 7,053,599	
Paid Medical Expense <small>(Payments by the Claims Processing System for Covered Services for the Month) Expenses for ASO arrangements with the State (pharmacy, dental) should NOT be included</small>	Medical Services														
	CMS 1450/UB 92 Payments														
	Inpatient - Maternity	\$ 3,716	\$ 9,383	\$ 2,122	\$ -	\$ 4,342	\$ 763	\$ 6,464	\$ 10,629	\$ -	\$ 10,117	\$ 5,880	\$ -	\$ 25,196	\$ 53,416
	Inpatient - Newborn	\$ 1,345	\$ 782	\$ -	\$ 1,090	\$ 24,271	\$ 245	\$ -	\$ 2,225	\$ 785	\$ -	\$ 4,055	\$ -	\$ 40,436	\$ 34,798
	Inpatient - Medical	\$ 9,857	\$ 24,955	\$ 8,407	\$ 7,300	\$ 804	\$ 8,052	\$ 6,334	\$ 7,146	\$ 300	\$ 5,509	\$ 6,291	\$ -	\$ 199,762	\$ 84,954
	Inpatient - Surgery	\$ -	\$ -	\$ -	\$ 4,665	\$ -	\$ 4,281	\$ -	\$ -	\$ -	\$ -	\$ -	\$ -	\$ -	\$ 15,689
	Inpatient - Other	\$ 85,822	\$ 101,542	\$ 88,427	\$ 67,251	\$ 72,301	\$ 54,142	\$ 57,195	\$ 89,962	\$ 56,695	\$ 43,110	\$ 72,522	\$ 18,978	\$ 867,538	\$ 807,946
	Outpatient - Emergency Room	\$ 12,406	\$ 13,043	\$ 21,883	\$ 9,378	\$ 13,858	\$ 11,446	\$ 16,197	\$ 14,707	\$ 20,008	\$ 18,551	\$ 15,614	\$ 6,758	\$ 177,705	\$ 173,849
	Outpatient - Laboratory	\$ 4,087	\$ 3,709	\$ 2,779	\$ 2,695	\$ 2,470	\$ 2,783	\$ 2,836	\$ 4,026	\$ 4,631	\$ 3,047	\$ 7,007	\$ 1,246	\$ 40,527	\$ 41,315
	Outpatient - Radiology	\$ 6,367	\$ 3,102	\$ 5,717	\$ 4,774	\$ 9,148	\$ 5,157	\$ 5,081	\$ 4,280	\$ 3,296	\$ 4,033	\$ 7,374	\$ 902	\$ 85,720	\$ 59,232
	Outpatient - Surgery	\$ 10,519	\$ 4,445	\$ 9,442	\$ 9,444	\$ 10,081	\$ 2,997	\$ 11,249	\$ 12,719	\$ 26,992	\$ 6,509	\$ 8,706	\$ 2,674	\$ 122,386	\$ 115,780
	Outpatient - Other	\$ 9,105	\$ 7,801	\$ 9,629	\$ 5,671	\$ 6,103	\$ 10,179	\$ 14,104	\$ 4,232	\$ 6,262	\$ 15,095	\$ 6,461	\$ 2,474	\$ 96,876	\$ 97,114
	CMS 1500 Payments														
	Professional - E&M	\$ 51,237	\$ 41,850	\$ 49,854	\$ 39,201	\$ 41,008	\$ 40,874	\$ 42,653	\$ 52,604	\$ 46,154	\$ 46,829	\$ 58,119	\$ 26,944	\$ 556,708	\$ 537,327
	Professional - Home Health	\$ 1,009	\$ 697	\$ 700	\$ 550	\$ 415	\$ 245	\$ 210	\$ 475	\$ 720	\$ 790	\$ 435	\$ 130	\$ 7,556	\$ 6,376
	Professional - Maternity	\$ 46,899	\$ 56,329	\$ 36,494	\$ 35,495	\$ 30,688	\$ 26,005	\$ 36,080	\$ 48,859	\$ 27,551	\$ 34,767	\$ 42,414	\$ 12,388	\$ 439,221	\$ 433,969
	Professional - Surgery	\$ 11,102	\$ 6,553	\$ 3,956	\$ 8,909	\$ 4,013	\$ 1,779	\$ 3,296	\$ 4,412	\$ 7,636	\$ 3,644	\$ 4,036	\$ 1,392	\$ 73,897	\$ 60,727
	Professional - DME	\$ 1,858	\$ 1,963	\$ 1,822	\$ 1,374	\$ 1,146	\$ 1,056	\$ 2,134	\$ 3,563	\$ 2,552	\$ 5,680	\$ 5,548	\$ 975	\$ 21,707	\$ 29,669
	Professional - Lab	\$ 19,315	\$ 13,372	\$ 18,804	\$ 13,387	\$ 12,197	\$ 18,610	\$ 13,610	\$ 18,756	\$ 11,977	\$ 12,598	\$ 15,329	\$ 5,795	\$ 199,227	\$ 173,751
	Professional - Radiology	\$ 8,900	\$ 8,126	\$ 9,025	\$ 8,168	\$ 8,963	\$ 8,837	\$ 8,336	\$ 8,981	\$ 10,931	\$ 10,843	\$ 7,391	\$ 2,873	\$ 118,379	\$ 101,375
	Professional - Transportation	\$ 2,503	\$ 1,711	\$ 1,350	\$ 1,040	\$ 4,029	\$ 1,167	\$ 4,785	\$ 582	\$ 2,682	\$ 4,744	\$ 3,237	\$ 896	\$ 25,088	\$ 28,726
	Professional - Chiropractor	\$ -	\$ -	\$ -	\$ 117	\$ 50	\$ 17	\$ 56	\$ 112	\$ 56	\$ 28	\$ -	\$ -	\$ 195	\$ 435
	Professional - Other	\$ 42,449	\$ 36,754	\$ 23,053	\$ 23,633	\$ 21,784	\$ 15,375	\$ 20,951	\$ 23,704	\$ 17,841	\$ 28,008	\$ 30,685	\$ 10,612	\$ 371,266	\$ 294,849
	Behavioral Health Payments														
	Inpatient	\$ 30,945	\$ 33,891	\$ 3,250	\$ 23,700	\$ 20,218	\$ 32,654	\$ 13,120	\$ 13,120	\$ -	\$ 13,120	\$ 18,149	\$ 4,123	\$ 187,860	\$ 206,289
	Outpatient	\$ -	\$ 5,486	\$ 4,635	\$ 3,887	\$ 1,433	\$ 3,186	\$ 13,238	\$ 5,730	\$ 8,116	\$ 1,302	\$ -	\$ -	\$ 19,095	\$ 48,014
	Professional	\$ 5,936	\$ 3,132	\$ 3,646	\$ 3,132	\$ 3,304	\$ 3,364	\$ 2,688	\$ 3,117	\$ 3,251	\$ 3,308	\$ 3,066	\$ 1,439	\$ 60,874	\$ 39,384
	Laboratory / Radiology													\$ -	\$ -
	Emergency													\$ -	\$ -
	Supported Housing													\$ -	\$ -
	Intensive Outpatient	\$ -	\$ -	\$ -	\$ -	\$ -	\$ -	\$ -	\$ -	\$ -	\$ -	\$ -	\$ -	\$ 291	\$ -
	Partial Hospitalization	\$ 263	\$ 206	\$ 413	\$ 34	\$ 261	\$ -	\$ 133	\$ 156	\$ 446	\$ 357	\$ 202	\$ 229	\$ 2,859	\$ 2,699
	In Home													\$ -	\$ -
	Transportation													\$ -	\$ -
	Twenty-Three Hour	\$ -	\$ 81	\$ -	\$ -	\$ -	\$ 57	\$ -	\$ -	\$ -	\$ -	\$ 80	\$ -	\$ 359	\$ 217
	Health Link Activity payments	\$ -	\$ -	\$ -	\$ -	\$ -	\$ -	\$ -	\$ -	\$ -	\$ -	\$ 177	\$ -	\$ 177	\$ 177
	Other													\$ -	\$ -
	Long-Term Care Payments														
	Hospice	\$ -	\$ -	\$ -	\$ -	\$ -	\$ -	\$ -	\$ -	\$ -	\$ -	\$ -	\$ -	\$ -	\$ -
	Nursing Facility (Lvl 1 and Lvl 2 combined)	\$ -	\$ -	\$ -	\$ -	\$ -	\$ -	\$ -	\$ -	\$ -	\$ -	\$ -	\$ -	\$ -	\$ -
	Home and Community Based Services	\$ -	\$ -	\$ -	\$ -	\$ -	\$ -	\$ -	\$ -	\$ -	\$ -	\$ -	\$ -	\$ -	\$ -
	Acuity and Quality Pmts	\$ -	\$ -	\$ -	\$ -	\$ -	\$ -	\$ -	\$ -	\$ -	\$ -	\$ -	\$ -	\$ -	\$ -
	Capitation and other Non-System Payments (excluding associated admin)														
	Primary Care Physician	\$ -	\$ -	\$ -	\$ -	\$ -	\$ -	\$ -	\$ -	\$ -	\$ -	\$ -	\$ -	\$ -	\$ -
	Specialty													\$ -	\$ -
Dental													\$ -	\$ -	
Vision	\$ 2,807	\$ 3,947	\$ 6,641	\$ 5,003	\$ 4,629	\$ 3,933	\$ 4,666	\$ 4,865	\$ 5,192	\$ 4,655	\$ 8,721	\$ 9,938	\$ 55,631	\$ 64,998	
Behavioral Health													\$ -	\$ -	
Grant Payments													\$ -	\$ -	

Medical Loss Ratio Report - CoverKids

MCO:	UnitedHealthcare Plan of the River Valley, Inc - West
As of:	12/31/2022

		Jan-22	Feb-22	Mar-22	Apr-22	May-22	Jun-22	Jul-22	Aug-22	Sep-22	Oct-22	Nov-22	Dec-22	FY22	CY22	
Incurred / Service Month	Subcontractor Payments for Mental Health / Substance Abuse													\$ -	\$ -	
	Crisis Services Team Payments	\$ 2,489	\$ 2,447	\$ 2,515	\$ 2,244	\$ 2,155	\$ 2,172	\$ 2,946	\$ 2,196	\$ 2,218	\$ 2,946	\$ 2,418	\$ 2,434	\$ 28,521	\$ 29,181	
	Incentive / Bonus Payments Made to Network Providers													\$ -	\$ -	
	Other Capitation and Non-system Costs													\$ -	\$ -	
	Other Medical (Explain in comments)	\$ (123)	\$ (1,374)	\$ 1,289	\$ 120	\$ (2,174)	\$ 39	\$ (784)	\$ (5,669)	\$ 1,599	\$ (2,499)	\$ 5,519	\$ (53)	\$ 1,976	\$ (4,110)	
	Total Payments	\$ 370,811	\$ 383,934	\$ 315,852	\$ 282,267	\$ 297,064	\$ 257,661	\$ 277,526	\$ 342,997	\$ 265,504	\$ 283,903	\$ 340,736	\$ 113,147	\$ 3,842,725	\$ 3,531,403	
	IBNR Reserves	Impatient IBNR	\$ 2,917	\$ 4,749	\$ 4,327	\$ 3,768	\$ 6,048	\$ 5,262	\$ 7,132	\$ 18,712	\$ 14,607	\$ 38,063	\$ 7,490	\$ 95,424	\$ 42,378	\$ 208,501
		Outpatient IBNR	\$ 126	\$ (156)	\$ 393	\$ 330	\$ 503	\$ 768	\$ 725	\$ 2,019	\$ 3,724	\$ 5,205	\$ 8,004	\$ 50,564	\$ 1,679	\$ 72,205
		Professional IBNR	\$ 619	\$ (13)	\$ 866	\$ (3)	\$ 383	\$ 423	\$ 964	\$ 3,006	\$ 3,759	\$ 5,966	\$ (3,295)	\$ 66,269	\$ 4,428	\$ 78,945
		Behavioral Health IBNR	\$ 23	\$ 6,015	\$ -	\$ 98	\$ 245	\$ 486	\$ 292	\$ 225	\$ 48	\$ 3,438	\$ 3,254	\$ 24,696	\$ 7,116	\$ 38,819
		LTC IBNR													\$ -	\$ -
		Incentive / Bonus Payment Accruals													\$ -	\$ -
Other IBNR (Explain in comments)														\$ -	\$ -	
Total IBNR		\$ 3,686	\$ 10,595	\$ 5,586	\$ 4,194	\$ 7,179	\$ 6,938	\$ 9,112	\$ 23,962	\$ 22,137	\$ 52,673	\$ 15,453	\$ 236,954	\$ 55,600	\$ 398,470	
Total Payments and Remaining IBNR	\$ 374,498	\$ 394,529	\$ 321,438	\$ 286,461	\$ 304,243	\$ 264,600	\$ 286,638	\$ 366,959	\$ 287,641	\$ 336,576	\$ 356,189	\$ 350,101	\$ 3,898,324	\$ 3,929,873		
Additional Items for Incurred Claims Calculation	Withholds from Payments Made to Network Providers (+)	\$ -	\$ -	\$ -	\$ -	\$ -	\$ -	\$ -	\$ -	\$ -	\$ -	\$ -	\$ -	\$ -	\$ -	
	Recoverable Claims for Anticipated Coordination of Benefits (+)	\$ -	\$ -	\$ -	\$ -	\$ -	\$ -	\$ -	\$ -	\$ -	\$ -	\$ -	\$ -	\$ -	\$ -	
	Claim Payment Recoveries Received Through Subrogation (+)	\$ -	\$ -	\$ -	\$ -	\$ -	\$ -	\$ -	\$ -	\$ -	\$ -	\$ -	\$ -	\$ -	\$ -	
	Overpayment Recoveries Received from Network Providers (-)	\$ -	\$ -	\$ -	\$ -	\$ -	\$ -	\$ -	\$ -	\$ -	\$ -	\$ -	\$ -	\$ -	\$ -	
	Prescription Drug Rebates Received and Accrued (-)	\$ -	\$ -	\$ -	\$ -	\$ -	\$ -	\$ -	\$ -	\$ -	\$ -	\$ -	\$ -	\$ -	\$ -	
	Claims Payments Recovered through Fraud Reduction Efforts (+)	\$ -	\$ -	\$ -	\$ -	\$ -	\$ -	\$ -	\$ -	\$ -	\$ -	\$ -	\$ -	\$ -	\$ -	
	Net Payments of Receipts Related to State mandated Solvency Funds (+)	\$ -	\$ -	\$ -	\$ -	\$ -	\$ -	\$ -	\$ -	\$ -	\$ -	\$ -	\$ -	\$ -	\$ -	
	Included Claims	\$ 374,453	\$ 394,529	\$ 321,438	\$ 286,461	\$ 304,243	\$ 264,600	\$ 286,638	\$ 366,959	\$ 287,641	\$ 336,559	\$ 356,189	\$ 348,596	\$ 3,898,280	\$ 3,928,306	
	Administrative Cost Breakdown	Operational Administrative Costs														
		Claims Processing and Member Services	\$ 7,699	\$ 9,148	\$ 8,828	\$ 3,954	\$ 6,019	\$ 5,947	\$ 5,492	\$ 6,070	\$ 4,731	\$ 7,378	\$ 4,293	\$ (4,047)	\$ 90,391	\$ 65,510
IT, Finance, and Management		\$ 3,246	\$ 7,538	\$ 8,578	\$ 9,184	\$ 7,501	\$ 8,372	\$ 6,774	\$ 7,795	\$ 4,761	\$ 7,056	\$ 3,583	\$ (14,754)	\$ 66,442	\$ 59,736	
Marketing/Outreach		\$ 969	\$ 1,052	\$ 1,117	\$ 1,023	\$ (48)	\$ 146	\$ 586	\$ 627	\$ 384	\$ (1,658)	\$ 11,246	\$ 5,262	\$ 11,246	\$ 5,262	
Network Development		\$ 2,724	\$ 4,130	\$ 5,051	\$ 4,236	\$ 4,154	\$ 3,850	\$ 3,639	\$ 4,254	\$ 2,308	\$ 3,943	\$ 1,717	\$ (7,254)	\$ 44,983	\$ 32,753	
Corporate Overhead Allocation (provide allocation formula across owned plans in comments)		\$ 2,115	\$ 5,947	\$ 6,928	\$ 6,626	\$ 6,215	\$ 5,917	\$ 4,728	\$ 8,111	\$ 4,308	\$ 12,562	\$ 4,000	\$ (30,021)	\$ 59,177	\$ 37,437	
Reinsurance Premiums		\$ 504	\$ 484	\$ 429	\$ 413	\$ 413	\$ 406	\$ 416	\$ 420	\$ 435	\$ 439	\$ 442	\$ 441	\$ 6,183	\$ 5,320	
Administrative Costs Associated with Subcapitated Arrangements														\$ -	\$ -	
General Operating Expenses (rent, utilities, etc.)		\$ 1,179	\$ 445	\$ 464	\$ 412	\$ 537	\$ 583	\$ 371	\$ 385	\$ 321	\$ 440	\$ 230	\$ (607)	\$ 7,286	\$ 4,761	
Medical Management		\$ 5,741	\$ 9,342	\$ 10,403	\$ 8,706	\$ 8,056	\$ 8,047	\$ 9,519	\$ 8,375	\$ 5,732	\$ 2,784	\$ 4,045	\$ (8,628)	\$ 101,320	\$ 72,123	
Fraud Reduction Expenses [42 CFR § 438.8(e)(2)(iii)(B)]		\$ (44)	\$ 992	\$ 1,113	\$ 1,010	\$ 955	\$ 952	\$ 860	\$ 979	\$ 985	\$ (17)	\$ 382	\$ (1,505)	\$ 13,633	\$ 6,662	
Fines and Penalties Assessed by Regulatory Authorities		\$ -	\$ -	\$ -	\$ -	\$ -	\$ -	\$ -	\$ -	\$ -	\$ -	\$ -	\$ -	\$ -	\$ -	
Other (Explain in comments)		\$ 2,076	\$ 3,545	\$ 3,815	\$ 2,944	\$ 3,432	\$ 3,135	\$ 2,734	\$ 3,100	\$ 15,804	\$ 2,700	\$ 1,280	\$ (5,125)	\$ 32,309	\$ 39,439	
Health Care Quality Improvement and Other Expenses																
Activities Related to Improvement of Health Outcomes		\$ (9,151)	\$ 5,916	\$ 7,287	\$ 7,206	\$ 6,054	\$ 5,976	\$ 5,517	\$ 6,269	\$ 6,263	\$ 5,694	\$ 2,514	\$ (14,219)	\$ 65,164	\$ 35,327	
Activities to Prevent Hospital Readmission		\$ (5,512)	\$ 3,166	\$ 4,463	\$ 3,615	\$ 3,333	\$ 3,336	\$ 3,007	\$ 3,439	\$ 3,467	\$ 8,612	\$ 1,923	\$ (6,683)	\$ 33,929	\$ 26,167	
Improvement of Patient Safety and Reduce Medical Errors		\$ (5,815)	\$ 3,713	\$ 4,205	\$ 4,041	\$ 3,638	\$ 3,633	\$ 3,270	\$ 3,743	\$ 3,770	\$ 3,481	\$ 1,603	\$ (7,730)	\$ 37,680	\$ 21,552	
Wellness and Health Promotion Activities		\$ (2,846)	\$ 2,998	\$ 3,416	\$ 3,095	\$ 2,911	\$ 2,905	\$ 2,596	\$ 2,998	\$ 3,019	\$ 2,657	\$ 1,141	\$ (6,895)	\$ 40,132	\$ 17,994	
Health Information Technology Expenses Related to Improving Health Care Quality		\$ (3,350)	\$ 1,737	\$ 1,991	\$ 1,933	\$ 1,718	\$ 1,796	\$ 1,538	\$ 1,771	\$ 1,821	\$ 1,077	\$ 1,214	\$ (4,145)	\$ 16,462	\$ 9,102	
Allowable Technology Implementation Expenses (Explain in comments)		\$ -	\$ -	\$ -	\$ -	\$ -	\$ -	\$ -	\$ -	\$ -	\$ -	\$ -	\$ -	\$ -	\$ -	
Activities Related to External Quality Review	\$ -	\$ -	\$ -	\$ -	\$ -	\$ -	\$ -	\$ -	\$ -	\$ -	\$ -	\$ -	\$ -	\$ -		
Fraud Prevention Expenses [42 CFR § 438.8(e)(4)]	\$ -	\$ -	\$ -	\$ -	\$ -	\$ -	\$ -	\$ -	\$ -	\$ -	\$ -	\$ -	\$ -	\$ -		
Total Admin	\$ (1,333)	\$ 60,076	\$ 67,229	\$ 59,305	\$ 56,053	\$ 55,878	\$ 50,414	\$ 57,855	\$ 58,311	\$ 59,435	\$ 28,751	\$ (112,830)	\$ 626,336	\$ 626,336		
MLR	MLR Numerator from 42 CFR § 438.8	\$ 347,780	\$ 412,060	\$ 341,951	\$ 307,199	\$ 321,898	\$ 282,246	\$ 302,568	\$ 385,179	\$ 305,980	\$ 358,081	\$ 364,583	\$ 308,923	\$ 4,091,646	\$ 4,038,448	
	MLR Denominator from 42 CFR § 438.8 (from row 28)	\$ 547,677	\$ 534,460	\$ 531,033	\$ 479,533	\$ 464,742	\$ 458,426	\$ 467,427	\$ 471,794	\$ 485,333	\$ 488,646	\$ 491,841	\$ 491,453	\$ 6,103,782	\$ 5,912,364	
	MLR in Compliance with 42 CFR § 438.8	63.5%	77.1%	64.4%	64.1%	69.3%	61.6%	64.7%	81.6%	63.0%	73.3%	74.1%	62.9%	67.0%	68.3%	
	Alternate MLR Numerator	\$ 374,453	\$ 394,529	\$ 321,438	\$ 286,461	\$ 304,243	\$ 264,600	\$ 286,638	\$ 366,959	\$ 287,641	\$ 336,559	\$ 356,189	\$ 348,596	\$ 3,898,280	\$ 3,928,306	
Calculations	Alternate MLR Denominator (from row 29)	\$ 674,104	\$ 677,806	\$ 630,007	\$ 565,422	\$ 545,934	\$ 537,462	\$ 549,820	\$ 555,247	\$ 571,669	\$ 576,056	\$ 580,451	\$ 589,622	\$ 6,887,683	\$ 7,053,599	
	Alternate MLR	55.5%	58.2%	51.0%	50.7%	55.7%	49.2%	52.1%	66.1%	58.4%	61.4%	59.1%	56.6%	55.7%		
	Per Member Incurred Claims	\$ 129.68	\$ 137.60	\$ 112.64	\$ 110.62	\$ 120.32	\$ 105.60	\$ 113.40	\$ 143.88	\$ 111.58	\$ 129.70	\$ 137.66	\$ 135.13	\$ 117.95	\$ 124.12	
Additional Metrics	Reserve Total as a Percentage of Total Payments	1.0%	2.7%	1.7%	1.5%	2.4%	2.6%	3.2%	6.5%	7.7%	15.6%	4.3%	67.7%	1.4%	10.1%	
	Total Administrative Costs as % of Gross Revenue	-0.23%	10.40%	11.77%	11.50%	11.22%	11.34%	10.03%	11.41%	11.17%	11.31%	5.44%	-21.36%	9.34%	0.00%	
Administrative Cost Percentages	Fixed Admin	3.32%	5.75%	6.07%	5.79%	6.13%	6.13%	6.97%	6.56%	6.08%	6.69%	3.08%	-12.22%	-2.87%	4.95%	
	Care Coordination Costs, excluding QI Expenses	0.97%	1.62%	1.82%	1.69%	1.61%	1.63%	1.89%	1.65%	1.10%	0.53%	0.76%	-1.63%	1.51%	1.13%	
	Quality Improvement Expenses	-4.52%	3.03%	3.53%	4.02%	3.59%	3.58%	3.17%	3.59%	3.51%	4.10%	1.59%	-7.51%	2.88%	1.73%	
	Premium Tax	7.28%	7.49%	7.04%	7.00%	6.97%	6.96%	6.98%	6.99%	6.99%	7.00%	7.00%	6.94%	6.56%	7.06%	



Actuarial Certification

Carrier: UnitedHealthcare Plan of the River Valley, Inc.
Date: January 12, 2023
Valuation Date: December 31, 2022
Subject: TennCare Claim Reserve Estimate (IBNR) as of December 31, 2022 – Risk Business – Eastern Tennessee – Long Term Care

I, Kevin P. Donnelly, am Vice President of Actuarial Services for United HealthCare. I am a member of the American Academy of Actuaries and am qualified to render the actuarial opinion contained herein.

In my opinion, the claim reserve estimate (IBNR) of \$13,782,061 provides good and sufficient provision for all unpaid claim liabilities and was computed in accordance with currently accepted actuarial standards.

Note that, as of December 31, 2022, this block of business had approximately 2,800 members.

A handwritten signature in blue ink, appearing to read 'Kevin P. Donnelly', written over a horizontal line.

Kevin P. Donnelly, FSA, FCAS, MAAA

Vice President of Actuarial Services, United Healthcare

9800 Health Care Lane, MN006-W009

Minnetonka, MN 55343

(952) 931-5433

E-mail: Kevin.donnelly@uhc.com



Actuarial Certification

Carrier: UnitedHealthcare Plan of the River Valley, Inc.
Date: January 12, 2023
Valuation Date: December 31, 2022
Subject: TennCare Claim Reserve Estimate (IBNR) as of December 31, 2022 – Risk Business – Eastern Tennessee – Excluding CHIP and Long Term Care

I, Kevin P. Donnelly, am Vice President of Actuarial Services for United HealthCare. I am a member of the American Academy of Actuaries and am qualified to render the actuarial opinion contained herein.

In my opinion, the claim reserve estimate (IBNR) of \$59,230,874 provides good and sufficient provision for all unpaid claim liabilities and was computed in accordance with currently accepted actuarial standards.

Note that, as of December 31, 2022, this block of business had approximately 166,700 members.

A handwritten signature in blue ink, appearing to read 'Kevin P. Donnelly', written over a horizontal line.

Kevin P. Donnelly, FSA, FCAS, MAAA

Vice President of Actuarial Services, United Healthcare

9800 Health Care Lane, MN006-W009

Minnetonka, MN 55343

(952) 931-5433

E-mail: Kevin.donnelly@uhc.com



Actuarial Certification

Carrier: UnitedHealthcare Plan of the River Valley, Inc.
Date: January 12, 2023
Valuation Date: December 31, 2022
Subject: TennCare Claim Reserve Estimate (IBNR) as of December 31, 2022 – Risk Business – Middle Tennessee – Long Term Care

I, Kevin P. Donnelly, am Vice President of Actuarial Services for United HealthCare. I am a member of the American Academy of Actuaries and am qualified to render the actuarial opinion contained herein.

In my opinion, the claim reserve estimate (IBNR) of \$12,965,612 provides good and sufficient provision for all unpaid claim liabilities and was computed in accordance with currently accepted actuarial standards.

Note that, as of December 31, 2022, this block of business had approximately 2,500 members.

A handwritten signature in blue ink, appearing to read 'Kevin P. Donnelly', written over a horizontal line.

Kevin P. Donnelly, FSA, FCAS, MAAA

Vice President of Actuarial Services, United Healthcare

9800 Health Care Lane, MN006-W009

Minnetonka, MN 55343

(952) 931-5433

E-mail: Kevin.donnelly@uhc.com



Actuarial Certification

Carrier: UnitedHealthcare Plan of the River Valley, Inc.
Date: January 12, 2023
Valuation Date: December 31, 2022
Subject: TennCare Claim Reserve Estimate (IBNR) as of December 31, 2022 – Risk Business – Middle Tennessee – Excluding CHIP and Long Term Care

I, Kevin P. Donnelly, am Vice President of Actuarial Services for United HealthCare. I am a member of the American Academy of Actuaries and am qualified to render the actuarial opinion contained herein.

In my opinion, the claim reserve estimate (IBNR) of \$69,634,387 provides good and sufficient provision for all unpaid claim liabilities and was computed in accordance with currently accepted actuarial standards.

Note that, as of December 31, 2022, this block of business had approximately 203,500 members.

A handwritten signature in blue ink, appearing to read 'Kevin P. Donnelly', written over a horizontal line.

Kevin P. Donnelly, FSA, FCAS, MAAA
Vice President of Actuarial Services, United Healthcare
9800 Health Care Lane, MN006-W009
Minnetonka, MN 55343
(952) 931-5433
E-mail: Kevin.donnelly@uhc.com



Actuarial Certification

Carrier: UnitedHealthcare Plan of the River Valley, Inc.
Date: January 12, 2023
Valuation Date: December 31, 2022
Subject: TennCare Claim Reserve Estimate (IBNR) as of December 31, 2022 – Risk Business – Western Tennessee – Long Term Care

I, Kevin P. Donnelly, am Vice President of Actuarial Services for United HealthCare. I am a member of the American Academy of Actuaries and am qualified to render the actuarial opinion contained herein.

In my opinion, the claim reserve estimate (IBNR) of \$12,794,065 provides good and sufficient provision for all unpaid claim liabilities and was computed in accordance with currently accepted actuarial standards.

Note that, as of December 31, 2022, this block of business had approximately 2,300 members.

A handwritten signature in blue ink, appearing to read "Kevin P. Donnelly", written over a horizontal line.

Kevin P. Donnelly, FSA, FCAS, MAAA
Vice President of Actuarial Services, United Healthcare
9800 Health Care Lane, MN006-W009
Minnetonka, MN 55343
(952) 931-5433
E-mail: Kevin.donnelly@uhc.com



Actuarial Certification

Carrier: UnitedHealthcare Plan of the River Valley, Inc.
Date: January 12, 2023
Valuation Date: December 31, 2022
Subject: TennCare Claim Reserve Estimate (IBNR) as of December 31, 2022 – Risk Business – Western Tennessee – Excluding CHIP and Long Term Care

I, Kevin P. Donnelly, am Vice President of Actuarial Services for United HealthCare. I am a member of the American Academy of Actuaries and am qualified to render the actuarial opinion contained herein.

In my opinion, the claim reserve estimate (IBNR) of \$43,048,261 provides good and sufficient provision for all unpaid claim liabilities and was computed in accordance with currently accepted actuarial standards.

Note that, as of December 31, 2022, this block of business had approximately 142,400 members.

A handwritten signature in blue ink, appearing to read 'Kevin P. Donnelly', written over a horizontal line.

Kevin P. Donnelly, FSA, FCAS, MAAA

Vice President of Actuarial Services, United Healthcare

9800 Health Care Lane, MN006-W009

Minnetonka, MN 55343

(952) 931-5433

E-mail: Kevin.donnelly@uhc.com



January 12, 2023

STATEMENT OF ACTUARIAL OPINION

Statutory Quarterly Statement of United Healthcare Plan of the River Valley, Inc.

Medicaid Risk Business in Eastern Tennessee, Long Term Care

As of and for the Period Ended December 31, 2022

I, Kevin P. Donnelly, am a Member of the American Academy of Actuaries (Academy) and Vice President of Actuarial Services for United Healthcare Plan of the River Valley, Inc.'s Medicaid plans. I meet the Academy qualification standards for rendering this statement of actuarial opinion.

This statement is for United Healthcare Plan of the River Valley, Inc.'s Medicaid Long Term Care risk business in Eastern Tennessee, which had approximately 2,800 members on December 31, 2022. This business became effective August 1, 2010.

I have examined the actuarial assumptions and methods used in determining the loss reserves listed below, as prepared for filing with regulatory officials as of December 31, 2022.

I have determined that the appropriate level for claims liability for this block of business is \$13,782,061.

Note that in the annual statement, both Medicaid and non-Medicaid businesses are combined.

My examination included such review of the actuarial assumptions and actuarial methods and of the underlying basic liability records and such tests of the actuarial calculations as I considered necessary.

In my opinion the amounts carried in the balance sheet on account of the actuarial items identified above:


- a) Are computed in accordance with presently accepted actuarial standards consistently applied and are fairly stated in accordance with sound actuarial principles;
- b) Are based on actuarial assumptions which are in accordance with or stronger than those called for in related contract provisions and are appropriate for the purpose for which the statement was prepared;
- c) Meet the requirements of the laws of the State of Tennessee;
- d) Make good and sufficient provision for all unpaid claims and other actuarial liabilities of the organization guaranteed under the terms of its contracts and agreements;

- e) Are computed on the basis of actuarial assumptions and methods consistent in all material respects with those used in computing the corresponding items in the annual statement of the preceding year-end; and
- f) Include provision, in the aggregate, for all actuarial reserves and related statement items which ought to be established.

The actuarial methods, considerations and analyses used in forming my opinion conform to the appropriate Standards of Practice as promulgated from time to time by the Actuarial Standards Board, whose standards form the basis of this statement of opinion.

This statement has been prepared for inclusion with United Healthcare Plan of the River Valley, Inc.'s statutory quarterly statement for filing with regulatory authorities of the State of Tennessee and is intended for no other purpose.

January 12, 2023



Kevin P. Donnelly, FSA, FCAS, MAAA

Vice President of Actuarial Services, United Healthcare

9800 Health Care Lane, MN006-W009

Minnetonka, MN 55343

(952) 931-5433

E-mail: Kevin.donnelly@uhc.com



January 12, 2023

STATEMENT OF ACTUARIAL OPINION

Statutory Quarterly Statement of United Healthcare Plan of the River Valley, Inc.

Medicaid Risk Business in Eastern Tennessee, Excluding LTC and CHIP

As of and for the Period Ended December 31, 2022

I, Kevin P. Donnelly, am a Member of the American Academy of Actuaries (Academy) and Vice President of Actuarial Services for United Healthcare Plan of the River Valley, Inc.'s Medicaid plans. I meet the Academy qualification standards for rendering this statement of actuarial opinion.

This statement is for United Healthcare Plan of the River Valley, Inc.'s Medicaid risk business in Eastern Tennessee, which had approximately 166,700 members on December 31, 2022. This business became effective July 1, 2009.

I have examined the actuarial assumptions and methods used in determining the loss reserves listed below, as prepared for filing with regulatory officials as of December 31, 2022.

I have determined that the appropriate level for claims liability for this block of business is \$59,230,874.

Note that in the annual statement, both Medicaid and non-Medicaid businesses are combined.

My examination included such review of the actuarial assumptions and actuarial methods and of the underlying basic liability records and such tests of the actuarial calculations as I considered necessary.

In my opinion the amounts carried in the balance sheet on account of the actuarial items identified above:


- a) Are computed in accordance with presently accepted actuarial standards consistently applied and are fairly stated in accordance with sound actuarial principles;
- b) Are based on actuarial assumptions which are in accordance with or stronger than those called for in related contract provisions and are appropriate for the purpose for which the statement was prepared;
- c) Meet the requirements of the laws of the State of Tennessee;
- d) Make good and sufficient provision for all unpaid claims and other actuarial liabilities of the organization guaranteed under the terms of its contracts and agreements;

- e) Are computed on the basis of actuarial assumptions and methods consistent in all material respects with those used in computing the corresponding items in the annual statement of the preceding year-end; and
- f) Include provision, in the aggregate, for all actuarial reserves and related statement items which ought to be established.

The actuarial methods, considerations and analyses used in forming my opinion conform to the appropriate Standards of Practice as promulgated from time to time by the Actuarial Standards Board, whose standards form the basis of this statement of opinion.

This statement has been prepared for inclusion with United Healthcare Plan of the River Valley, Inc.'s statutory quarterly statement for filing with regulatory authorities of the State of Tennessee and is intended for no other purpose.

January 12, 2023



Kevin P. Donnelly, FSA, FCAS, MAAA

Vice President of Actuarial Services, United Healthcare

9800 Health Care Lane, MN006-W009

Minnetonka, MN 55343

(952) 931-5433

E-mail: Kevin.donnelly@uhc.com



January 12, 2023

STATEMENT OF ACTUARIAL OPINION

Statutory Quarterly Statement of United Healthcare Plan of the River Valley, Inc.

Medicaid Risk Business in Middle Tennessee, Long Term Care

As of and for the Period Ended December 31, 2022

I, Kevin P. Donnelly, am a Member of the American Academy of Actuaries (Academy) and Vice President of Actuarial Services for United Healthcare Plan of the River Valley, Inc.'s Medicaid plans. I meet the Academy qualification standards for rendering this statement of actuarial opinion.

This statement is for United Healthcare Plan of the River Valley, Inc.'s Medicaid Long Term Care risk business in Middle Tennessee, which had 2,500 members on December 31, 2022. This business became effective December 1, 2010.

I have examined the actuarial assumptions and methods used in determining the loss reserves listed below, as prepared for filing with regulatory officials as of December 31, 2022.

I have determined that the appropriate level for claims liability for this block of business is \$12,965,612.

Note that in the annual statement, both Medicaid and non-Medicaid businesses are combined.

My examination included such review of the actuarial assumptions and actuarial methods and of the underlying basic liability records and such tests of the actuarial calculations as I considered necessary.

In my opinion the amounts carried in the balance sheet on account of the actuarial items identified above:

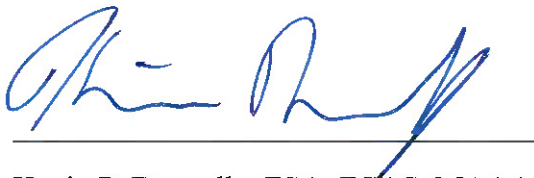
- a) Are computed in accordance with presently accepted actuarial standards consistently applied and are fairly stated in accordance with sound actuarial principles;
- b) Are based on actuarial assumptions which are in accordance with or stronger than those called for in related contract provisions and are appropriate for the purpose for which the statement was prepared;
- c) Meet the requirements of the laws of the State of Tennessee;
- d) Make good and sufficient provision for all unpaid claims and other actuarial liabilities of the organization guaranteed under the terms of its contracts and agreements;

- e) Are computed on the basis of actuarial assumptions and methods consistent in all material respects with those used in computing the corresponding items in the annual statement of the preceding year-end; and
- f) Include provision, in the aggregate, for all actuarial reserves and related statement items which ought to be established.

The actuarial methods, considerations and analyses used in forming my opinion conform to the appropriate Standards of Practice as promulgated from time to time by the Actuarial Standards Board, whose standards form the basis of this statement of opinion.

This statement has been prepared for inclusion with United Healthcare Plan of the River Valley, Inc.'s statutory quarterly statement for filing with regulatory authorities of the State of Tennessee and is intended for no other purpose.

January 12, 2023



Kevin P. Donnelly, FSA, FCAS, MAAA

Vice President of Actuarial Services, United Healthcare

9800 Health Care Lane, MN006-W009

Minnetonka, MN 55343

(952) 931-5433

E-mail: Kevin.donnelly@uhc.com



January 12, 2023

STATEMENT OF ACTUARIAL OPINION

Statutory Quarterly Statement of United Healthcare Plan of the River Valley, Inc.

Medicaid Risk Business in Middle Tennessee, Excluding LTC and CHIP

As of and for the Period Ended December 31, 2022

I, Kevin P. Donnelly, am a Member of the American Academy of Actuaries (Academy) and Vice President of Actuarial Services for United Healthcare Plan of the River Valley, Inc.'s Medicaid plans. I meet the Academy qualification standards for rendering this statement of actuarial opinion.

This statement is for United Healthcare Plan of the River Valley, Inc.'s Medicaid risk business in Middle Tennessee, which had approximately 203,500 members on December 31, 2022. This business became effective April 1, 2007.

I have examined the actuarial assumptions and methods used in determining the loss reserves listed below, as prepared for filing with regulatory officials as of December 31, 2022.

I have determined that the appropriate level for claims liability for this block of business is \$69,634,387.

Note that in the annual statement, both Medicaid and non-Medicaid businesses are combined.

My examination included such review of the actuarial assumptions and actuarial methods and of the underlying basic liability records and such tests of the actuarial calculations as I considered necessary.

In my opinion the amounts carried in the balance sheet on account of the actuarial items identified above:

- a) Are computed in accordance with presently accepted actuarial standards consistently applied and are fairly stated in accordance with sound actuarial principles;
- b) Are based on actuarial assumptions which are in accordance with or stronger than those called for in related contract provisions and are appropriate for the purpose for which the statement was prepared;
- c) Meet the requirements of the laws of the State of Tennessee;
- d) Make good and sufficient provision for all unpaid claims and other actuarial liabilities of the organization guaranteed under the terms of its contracts and agreements;

- e) Are computed on the basis of actuarial assumptions and methods consistent in all material respects with those used in computing the corresponding items in the annual statement of the preceding year-end; and
- f) Include provision, in the aggregate, for all actuarial reserves and related statement items which ought to be established.

The actuarial methods, considerations and analyses used in forming my opinion conform to the appropriate Standards of Practice as promulgated from time to time by the Actuarial Standards Board, whose standards form the basis of this statement of opinion.

This statement has been prepared for inclusion with United Healthcare Plan of the River Valley, Inc.'s statutory quarterly statement for filing with regulatory authorities of the State of Tennessee and is intended for no other purpose.

January 12, 2023



Kevin P. Donnelly, FSA, FCAS, MAAA

Vice President of Actuarial Services, United Healthcare

9800 Health Care Lane, MN006-W009

Minnetonka, MN 55343

(952) 931-5433

E-mail: Kevin.donnelly@uhc.com



January 12, 2023

STATEMENT OF ACTUARIAL OPINION

Statutory Quarterly Statement of United Healthcare Plan of the River Valley, Inc.

Medicaid Risk Business in Western Tennessee, Long Term Care

As of and for the Period Ended December 31, 2022

I, Kevin P. Donnelly, am a Member of the American Academy of Actuaries (Academy) and Vice President of Actuarial Services for United Healthcare Plan of the River Valley, Inc.'s Medicaid plans. I meet the Academy qualification standards for rendering this statement of actuarial opinion.

This statement is for United Healthcare Plan of the River Valley, Inc.'s Medicaid Long Term Care risk business in Western Tennessee, which had approximately 2,300 members on December 31, 2022. This business became effective August 1, 2010.

I have examined the actuarial assumptions and methods used in determining the loss reserves listed below, as prepared for filing with regulatory officials as of December 31, 2022.

I have determined that the appropriate level for claims liability for this block of business is \$12,794,065.

Note that in the annual statement, both Medicaid and non-Medicaid businesses are combined.

My examination included such review of the actuarial assumptions and actuarial methods and of the underlying basic liability records and such tests of the actuarial calculations as I considered necessary.

In my opinion the amounts carried in the balance sheet on account of the actuarial items identified above:

- a) Are computed in accordance with presently accepted actuarial standards consistently applied and are fairly stated in accordance with sound actuarial principles;
- b) Are based on actuarial assumptions which are in accordance with or stronger than those called for in related contract provisions and are appropriate for the purpose for which the statement was prepared;
- c) Meet the requirements of the laws of the State of Tennessee;
- d) Make good and sufficient provision for all unpaid claims and other actuarial liabilities of the organization guaranteed under the terms of its contracts and agreements;

- e) Are computed on the basis of actuarial assumptions and methods consistent in all material respects with those used in computing the corresponding items in the annual statement of the preceding year-end; and
- f) Include provision, in the aggregate, for all actuarial reserves and related statement items which ought to be established.

The actuarial methods, considerations and analyses used in forming my opinion conform to the appropriate Standards of Practice as promulgated from time to time by the Actuarial Standards Board, whose standards form the basis of this statement of opinion.

This statement has been prepared for inclusion with United Healthcare Plan of the River Valley, Inc.'s statutory quarterly statement for filing with regulatory authorities of the State of Tennessee and is intended for no other purpose.

January 12, 2023



Kevin P. Donnelly, FSA, FCAS, MAAA

Vice President of Actuarial Services, United Healthcare

9800 Health Care Lane, MN006-W009

Minnetonka, MN 55343

(952) 931-5433

E-mail: Kevin.donnelly@uhc.com



January 12, 2023

STATEMENT OF ACTUARIAL OPINION

Statutory Quarterly Statement of United Healthcare Plan of the River Valley, Inc.

Medicaid Risk Business in Western Tennessee, Excluding LTC and CHIP

As of and for the Period Ended December 31, 2022

I, Kevin P. Donnelly, am a Member of the American Academy of Actuaries (Academy) and Vice President of Actuarial Services for United Healthcare Plan of the River Valley, Inc.'s Medicaid plans. I meet the Academy qualification standards for rendering this statement of actuarial opinion.

This statement is for United Healthcare Plan of the River Valley, Inc.'s Medicaid risk business in Western Tennessee, which had approximately 142,400 members on December 31, 2022. This business became effective December 1, 2008.

I have examined the actuarial assumptions and methods used in determining the loss reserves listed below, as prepared for filing with regulatory officials as of December 31, 2022.

I have determined that the appropriate level for claims liability for this block of business is \$43,048,261.

Note that in the annual statement, both Medicaid and non-Medicaid businesses are combined.

My examination included such review of the actuarial assumptions and actuarial methods and of the underlying basic liability records and such tests of the actuarial calculations as I considered necessary.

In my opinion the amounts carried in the balance sheet on account of the actuarial items identified above:


- a) Are computed in accordance with presently accepted actuarial standards consistently applied and are fairly stated in accordance with sound actuarial principles;
- b) Are based on actuarial assumptions which are in accordance with or stronger than those called for in related contract provisions and are appropriate for the purpose for which the statement was prepared;
- c) Meet the requirements of the laws of the State of Tennessee;
- d) Make good and sufficient provision for all unpaid claims and other actuarial liabilities of the organization guaranteed under the terms of its contracts and agreements;

- e) Are computed on the basis of actuarial assumptions and methods consistent in all material respects with those used in computing the corresponding items in the annual statement of the preceding year-end; and
- f) Include provision, in the aggregate, for all actuarial reserves and related statement items which ought to be established.

The actuarial methods, considerations and analyses used in forming my opinion conform to the appropriate Standards of Practice as promulgated from time to time by the Actuarial Standards Board, whose standards form the basis of this statement of opinion.

This statement has been prepared for inclusion with United Healthcare Plan of the River Valley, Inc.'s statutory quarterly statement for filing with regulatory authorities of the State of Tennessee and is intended for no other purpose.

January 12, 2023



Kevin P. Donnelly, FSA, FCAS, MAAA

Vice President of Actuarial Services, United Healthcare

9800 Health Care Lane, MN006-W009

Minnetonka, MN 55343

(952) 931-5433

E-mail: Kevin.donnelly@uhc.com



Actuarial Certification

Carrier: UnitedHealthcare Plan of the River Valley, Inc.
Date: January 12, 2023
Valuation Date: December 31, 2022
Subject: TennCare Claim Reserve Estimate (IBNR) as of December 31, 2022 – Risk Business – Eastern Tennessee – CHIP

I, Kevin P. Donnelly, am Vice President of Actuarial Services for United HealthCare. I am a member of the American Academy of Actuaries and am qualified to render the actuarial opinion contained herein.

In my opinion, the claim reserve estimate (IBNR) of \$840,304 provides good and sufficient provision for all unpaid claim liabilities and was computed in accordance with currently accepted actuarial standards.

Note that, as of December 31, 2022, this block of business had approximately 4,300 members.

A handwritten signature in blue ink, appearing to read "Kevin P. Donnelly", written over a horizontal line.

Kevin P. Donnelly, FSA, FCAS, MAAA

Vice President of Actuarial Services, United Healthcare

9800 Health Care Lane, MN006-W009

Minnetonka, MN 55343

(952) 931-5433

E-mail: Kevin.donnelly@uhc.com



Actuarial Certification

Carrier: UnitedHealthcare Plan of the River Valley, Inc.
Date: January 12, 2023
Valuation Date: December 31, 2022
Subject: TennCare Claim Reserve Estimate (IBNR) as of December 31, 2022 – Risk Business – Middle Tennessee – CHIP

I, Kevin P. Donnelly, am Vice President of Actuarial Services for United HealthCare. I am a member of the American Academy of Actuaries and am qualified to render the actuarial opinion contained herein.

In my opinion, the claim reserve estimate (IBNR) of \$1,893,299 provides good and sufficient provision for all unpaid claim liabilities and was computed in accordance with currently accepted actuarial standards.

Note that, as of December 31, 2022, this block of business had approximately 6,600 members.

A handwritten signature in blue ink, appearing to read "Kevin P. Donnelly", written over a horizontal line.

Kevin P. Donnelly, FSA, FCAS, MAAA

Vice President of Actuarial Services, United Healthcare

9800 Health Care Lane, MN006-W009

Minnetonka, MN 55343

(952) 931-5433

E-mail: Kevin.donnelly@uhc.com



Actuarial Certification

Carrier: UnitedHealthcare Plan of the River Valley, Inc.
Date: January 12, 2023
Valuation Date: December 31, 2022
Subject: TennCare Claim Reserve Estimate (IBNR) as of December 31, 2022 – Risk Business – Western Tennessee – CHIP

I, Kevin P. Donnelly, am Vice President of Actuarial Services for United HealthCare. I am a member of the American Academy of Actuaries and am qualified to render the actuarial opinion contained herein.

In my opinion, the claim reserve estimate (IBNR) of \$419,146 provides good and sufficient provision for all unpaid claim liabilities and was computed in accordance with currently accepted actuarial standards.

Note that, as of December 31, 2022, this block of business had approximately 2,500 members.

A handwritten signature in blue ink, appearing to read "Kevin P. Donnelly", written over a horizontal line.

Kevin P. Donnelly, FSA, FCAS, MAAA

Vice President of Actuarial Services, United Healthcare

9800 Health Care Lane, MN006-W009

Minnetonka, MN 55343

(952) 931-5433

E-mail: Kevin.donnelly@uhc.com



January 12, 2023

STATEMENT OF ACTUARIAL OPINION

Statutory Quarterly Statement of United Healthcare Plan of the River Valley, Inc.

Medicaid Risk Business (CHIP) in Eastern Tennessee

As of and for the Period Ended December 31, 2022

I, Kevin P. Donnelly, am a Member of the American Academy of Actuaries (Academy) and Vice President of Actuarial Services for United Healthcare Plan of the River Valley, Inc.'s Medicaid plans. I meet the Academy qualification standards for rendering this statement of actuarial opinion.

This statement is for United Healthcare Plan of the River Valley, Inc.'s Medicaid risk business in Eastern Tennessee (CHIP), which had approximately 4,300 members on December 31, 2022. This business became effective January 1, 2021.

I have examined the actuarial assumptions and methods used in determining the loss reserves listed below, as prepared for filing with regulatory officials as of December 31, 2022.

I have determined that the appropriate level for claims liability for this block of business is \$840,304.

Note that in the annual statement, both Medicaid and non-Medicaid businesses are combined.

My examination included such review of the actuarial assumptions and actuarial methods and of the underlying basic liability records and such tests of the actuarial calculations as I considered necessary.

In my opinion the amounts carried in the balance sheet on account of the actuarial items identified above:


- a) Are computed in accordance with presently accepted actuarial standards consistently applied and are fairly stated in accordance with sound actuarial principles;
- b) Are based on actuarial assumptions which are in accordance with or stronger than those called for in related contract provisions and are appropriate for the purpose for which the statement was prepared;
- c) Meet the requirements of the laws of the State of Tennessee;
- d) Make good and sufficient provision for all unpaid claims and other actuarial liabilities of the organization guaranteed under the terms of its contracts and agreements;

- e) Are computed on the basis of actuarial assumptions and methods consistent in all material respects with those used in computing the corresponding items in the annual statement of the preceding year-end; and
- f) Include provision, in the aggregate, for all actuarial reserves and related statement items which ought to be established.

The actuarial methods, considerations and analyses used in forming my opinion conform to the appropriate Standards of Practice as promulgated from time to time by the Actuarial Standards Board, whose standards form the basis of this statement of opinion.

This statement has been prepared for inclusion with United Healthcare Plan of the River Valley, Inc.'s statutory quarterly statement for filing with regulatory authorities of the State of Tennessee and is intended for no other purpose.

January 12, 2023



Kevin P. Donnelly, FSA, FCAS, MAAA

Vice President of Actuarial Services, United Healthcare

9800 Health Care Lane, MN006-W009

Minnetonka, MN 55343

(952) 931-5433

E-mail: Kevin.donnelly@uhc.com



January 12, 2023

STATEMENT OF ACTUARIAL OPINION

Statutory Quarterly Statement of United Healthcare Plan of the River Valley, Inc.

Medicaid Risk Business (CHIP) in Middle Tennessee

As of and for the Period Ended December 31, 2022

I, Kevin P. Donnelly, am a Member of the American Academy of Actuaries (Academy) and Vice President of Actuarial Services for United Healthcare Plan of the River Valley, Inc.'s Medicaid plans. I meet the Academy qualification standards for rendering this statement of actuarial opinion.

This statement is for United Healthcare Plan of the River Valley, Inc.'s Medicaid Long Term Care risk business in Middle Tennessee (CHIP), which had approximately 6,600 members on December 31, 2022. This business became effective January 1, 2021.

I have examined the actuarial assumptions and methods used in determining the loss reserves listed below, as prepared for filing with regulatory officials as of December 31, 2022.

I have determined that the appropriate level for claims liability for this block of business is \$1,893,299.

Note that in the annual statement, both Medicaid and non-Medicaid businesses are combined.

My examination included such review of the actuarial assumptions and actuarial methods and of the underlying basic liability records and such tests of the actuarial calculations as I considered necessary.

In my opinion the amounts carried in the balance sheet on account of the actuarial items identified above:

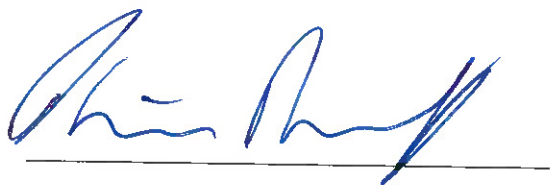
- a) Are computed in accordance with presently accepted actuarial standards consistently applied and are fairly stated in accordance with sound actuarial principles;
- b) Are based on actuarial assumptions which are in accordance with or stronger than those called for in related contract provisions and are appropriate for the purpose for which the statement was prepared;
- c) Meet the requirements of the laws of the State of Tennessee;
- d) Make good and sufficient provision for all unpaid claims and other actuarial liabilities of the organization guaranteed under the terms of its contracts and agreements;

- e) Are computed on the basis of actuarial assumptions and methods consistent in all material respects with those used in computing the corresponding items in the annual statement of the preceding year-end; and
- f) Include provision, in the aggregate, for all actuarial reserves and related statement items which ought to be established.

The actuarial methods, considerations and analyses used in forming my opinion conform to the appropriate Standards of Practice as promulgated from time to time by the Actuarial Standards Board, whose standards form the basis of this statement of opinion.

This statement has been prepared for inclusion with United Healthcare Plan of the River Valley, Inc.'s statutory quarterly statement for filing with regulatory authorities of the State of Tennessee and is intended for no other purpose.

January 12, 2023



Kevin P. Donnelly, FSA, FCAS, MAAA

Vice President of Actuarial Services, United Healthcare

9800 Health Care Lane, MN006-W009

Minnetonka, MN 55343

(952) 931-5433

E-mail: Kevin.donnelly@uhc.com



January 12, 2023

STATEMENT OF ACTUARIAL OPINION

Statutory Quarterly Statement of United Healthcare Plan of the River Valley, Inc.

Medicaid Risk Business (CHIP) in Western Tennessee

As of and for the Period Ended December 31, 2022

I, Kevin P. Donnelly, am a Member of the American Academy of Actuaries (Academy) and Vice President of Actuarial Services for United Healthcare Plan of the River Valley, Inc.'s Medicaid plans. I meet the Academy qualification standards for rendering this statement of actuarial opinion.

This statement is for United Healthcare Plan of the River Valley, Inc.'s Medicaid risk business in Western Tennessee (CHIP), which had approximately 2,500 members on December 31, 2022. This business became effective January 1, 2021.

I have examined the actuarial assumptions and methods used in determining the loss reserves listed below, as prepared for filing with regulatory officials as of December 31, 2022.

I have determined that the appropriate level for claims liability for this block of business is \$419,146.

Note that in the annual statement, both Medicaid and non-Medicaid businesses are combined.

My examination included such review of the actuarial assumptions and actuarial methods and of the underlying basic liability records and such tests of the actuarial calculations as I considered necessary.

In my opinion the amounts carried in the balance sheet on account of the actuarial items identified above:


- a) Are computed in accordance with presently accepted actuarial standards consistently applied and are fairly stated in accordance with sound actuarial principles;
- b) Are based on actuarial assumptions which are in accordance with or stronger than those called for in related contract provisions and are appropriate for the purpose for which the statement was prepared;
- c) Meet the requirements of the laws of the State of Tennessee;
- d) Make good and sufficient provision for all unpaid claims and other actuarial liabilities of the organization guaranteed under the terms of its contracts and agreements;

- e) Are computed on the basis of actuarial assumptions and methods consistent in all material respects with those used in computing the corresponding items in the annual statement of the preceding year-end; and
- f) Include provision, in the aggregate, for all actuarial reserves and related statement items which ought to be established.

The actuarial methods, considerations and analyses used in forming my opinion conform to the appropriate Standards of Practice as promulgated from time to time by the Actuarial Standards Board, whose standards form the basis of this statement of opinion.

This statement has been prepared for inclusion with United Healthcare Plan of the River Valley, Inc.'s statutory quarterly statement for filing with regulatory authorities of the State of Tennessee and is intended for no other purpose.

January 12, 2023



Kevin P. Donnelly, FSA, FCAS, MAAA

Vice President of Actuarial Services, United Healthcare

9800 Health Care Lane, MN006-W009

Minnetonka, MN 55343

(952) 931-5433

E-mail: Kevin.donnelly@uhc.com

**UHC Plan of the River Valley
Reconciliation of Cash to Accrual Basis Accounting
As of December 31, 2022**

	<u>Middle</u>	<u>East</u>	<u>West</u>	<u>Consolidated</u>	<u>Key</u>
Cash received per premium tax reconciliation	978,044,095	935,379,365	656,541,816	2,569,965,276	a
Change in accruals	(20,566,510)	(17,497,346)	(7,945,735)	(46,009,591)	b
Liquidated Damages	(34,199)	(6,701)	-	(40,901)	c
HCBS	(2,010,638)	(1,979,138)	(2,412,766)	(6,402,542)	d
NF Witholds	105,642	88,480	8,084	202,206	e
FIN360 Timing Difference	(1,398,866)	3,386,399	2,157,058	4,144,591	f
Pass Thru Payments	(118,967,700)	(79,506,738)	(57,515,578)	(255,990,016)	g
Change in withhold	127,938	101,836	53,477	283,251	h
ECF ASO Fee, claims and premium tax billing	(9,431,249)	(7,662,961)	(4,477,009)	(21,571,219)	i
COVID Medical Expense Reimbursement	(12,878,004)	(11,359,083)	(6,790,583)	(31,027,670)	j
Reversal STAT Entry for 2021 Rate Adjustment	5,906,811	1,779,651	2,384,243	10,070,705	k
HDPs	(10,818,568)	(114,543,535)	(9,883,618)	(135,245,721)	l
Risk corridor recoup	5,126,970	4,512,251	3,816,627	13,455,847	m
Retro clean up	(1,278,391)	(1,325,215)	(1,411,520)	(4,015,126)	n
TennCare Covid Credit short pay	14,501,894	(1,302)	-	14,500,592	o
Health Starts Pilot	(233,333)	(233,333)	(233,333)	(700,000)	p
VFC	(22,908)	(22,908)	(22,908)	(68,724)	q
Add back ECF	12,363,998	10,238,141	6,405,681	29,007,819	r
Accrual basis	<u>838,536,978</u>	<u>721,347,862</u>	<u>580,673,936</u>	<u>2,140,558,776</u>	

Key

- a Consistent with NAIC guidelines, UPRV records premiums on an accrual basis of accounting.
- b Change in MWOS, RAR, Retro and Rate Change Accruals
- c Liquidated damages have been reclassified from SG&A expense to reduction in reveune. Request made by UHC Regulatory for fines, assessments (liquidated damages)
- d HCBS Accrual for Rate Change; accrual was made fro 12/31/2021 and reversed 01/1/2022
- e Nursing Facility recoupment and refund
- f FIN360 Timing Difference: A change was made on how revenue is recorded that results in a timing difference. Prior to Sept 2017, revenue was recorded based on remittances. Effective September 2017, revenue is recorded based on the eligibility file. The variance between the files results in a timing difference between the funding received from TennCare versus the revenue recorded by UHC.
- g Pass thru capitation based payments from TennCare for all 11 Pass Thru Programs: Health Links (HL); Emergency Medical Services(EMS), Health Directed Payment (HDP), Patient Centered Medical Home (PCMH), Patient Centered Medical Home Outcome, Physician (Phy); Medical Therapy Management (MTM), Home Community Based Services (HCBS); Nursing Facility COVID19 (NF); Behavior Health (BH) and Primary Care Provider (PCP).
- h Change in withholding comparing Dec 2021 to September 2022
- i ECF Pass thru items for Premium Tax and Claims are not booked as revenue
- j COVID Medical expense reimbursement from TennCare.
- k STAT Entry Reversal for 12312021 2021 Rate Adjustement
- l Hospital Directed Payments
- m Risk corridor recoupment
- n Retro member clean up
- o TennCare covid credit shortpay
- p Health Starts Pilot payments
- q VFC payments
- r Adding back ECF to tie back to Prem. P. Tax Sum. tab

Accrual change is calculated as follows:	<u>Middle</u>	<u>East</u>	<u>West</u>	<u>Consolidated</u>
Reversal of Dec 2021 Accrued MWOS	(17,557,152)	(20,983,514)	(48,197,820)	(86,738,486)
Reversal of Dec 2021 Accrued RAR	(2,915,443)	(2,364,663)	(7,887,691)	(13,167,797)
Reversal of Dec 2021 Accrued Retro	(22,981,502)	(15,100,020)	(65,836,856)	(103,918,379)
Dec 2022 Accrued MWOS	(10,556,851)	(11,847,706)	(9,603,134)	(32,007,691)
Dec 2022 Accrued RAR	-	-	-	-
Dec 2022 Accrued Retro	531,591	447,981	297,283	1,276,854
Dec 2022 Rate Change Accrual	(26,292,451)	(28,038,522)	(25,635,206)	(79,966,179)
Total change in accrual	<u>(79,771,808)</u>	<u>(77,886,446)</u>	<u>(156,863,424)</u>	<u>(314,521,677)</u>

MWOS	(118,746,176)
RAR	(13,167,797)
Retro	(102,641,525)
Rate Change	<u>(79,966,179)</u>
	<u>(314,521,677)</u>

UnitedHealthcare Plan of the River Valley, Inc.
TennCare Subsequent Collections Schedule
As of December 31, 2022

12/31/2022 AR balance by component

	12/31/2022	Medicaid	LTC	Total
GL Accrual for withholding	55600-03000-11027	4,367,607	1,111,525	5,479,132
GL Accrual for rate change	55600-03000-11070	-	-	-
GL Accrual for future retroactive premium	55600-03000-11070	1,355,723	(78,869)	1,276,854
GL Accrual for Risk Adjusted Rate	55600-03000-21297	-	-	-
GL Accrual for Members without Service (Choices)	55600-03000-21297	2,100,000	(34,107,691)	(32,007,691)
GL balance 12/31/2022		7,823,330	(33,075,034)	(25,251,705)

	Prior Medicaid withhold paid	Prior LTC withhold paid	Medicaid Withhold on CY Cash Received for PY IDB Dates	LTC Withhold on CY Cash Received for PY IDB Dates	Medicaid Recoupments	LTC Recoupments	Medicaid Cash Received for PY IDB Dates	LTC Cash Received for PY IDB Dates	Total Cash Received for PY IDB Dates (includes W/H & Recoupments)	Medicaid (including W/H and excluding Recoupments)	LTC (including W/H and excluding Recoupments)	Total Medicaid & LTC Cash Received for PY IDB Dates
Jan-22	-	-	32,325	(8,514)	-	-	(1,370,878)	340,551	(1,006,515)	(1,338,553)	332,038	(1,006,515)
Feb-22	(32,325)	8,514	16,356	(8,185)	-	-	(653,345)	327,381	(341,604)	(669,315)	327,710	(341,604)
Mar-22	(16,356)	8,185	13,978	(469)	(429,688)	6,721,166	(558,514)	18,744	5,757,045	(560,892)	26,460	(534,432)
Apr-22	(13,978)	469	(1,022,730)	37,511	(371,102)	6,165,021	45,331,468	(1,500,431)	48,626,227	44,294,760	(1,462,452)	42,832,308
May-22	1,022,730	(37,511)	1,970	(1,444)	(479,865)	7,610,540	(72,661)	57,763	8,101,522	952,039	18,808	970,847
Jun-22	(1,970)	1,444	4,560	(1,318)	-	-	(180,607)	52,728	(125,164)	(178,018)	52,854	(125,164)
Jul-22	(4,560)	1,318	(20,665)	(57)	-	-	826,864	2,269	805,170	801,639	3,531	805,170
Aug-22	20,665	57	(5,224)	(2,440)	(543,764)	7,796,005	209,163	97,595	7,572,056	224,603	95,212	319,815
Sep-22	5,224	2,440	1,497	178	(517,212)	6,938,849	(59,879)	(7,123)	6,363,974	(53,158)	(4,506)	(57,663)
Oct-22	(1,497)	(178)	(2,728)	(670)	-	-	109,133	26,803	130,862	104,908	25,955	130,862
Nov-22	2,728	670	-	-	(586,964)	7,661,909	-	-	7,078,343	2,728	670	3,398
Dec-22	-	-	-	-	-	-	-	-	-	-	-	-
2022 Cash receipts related to 2021 service dates	980,661	(14,593)	(980,661)	14,593	(2,928,595)	42,893,489	43,580,743	(583,721)	82,961,916	43,580,743	(583,721)	42,997,022

UnitedHealthcare Plan of the River Valley, Inc.
Retroactive Revenue Accrual Summary
December-22

Total												
IDB	Mid TN - TANF		Mid TN - LTC		West TN - TANF		West TN - LTC		East TN - TANF		East TN - LTC	
	Mbrs	Rev	Mbrs	Rev	Mbrs	Rev	Mbrs	Rev	Mbrs	Rev	Mbrs	Rev
Dec-22	1,034	583,730	(12)	(52,139)	583	306,662	(4)	(9,380)	788	465,330	(6)	(17,350)
Nov-22	1,044	589,165	(13)	(54,869)	602	318,314	(7)	(26,670)	786	460,680	(7)	(23,952)
Change from Prior Month	(10)	(5,435)	1	2,729	(18)	(11,652)	3	17,291	2	4,650	1	6,602