




2010-2011
ANNUAL REPORT
OF THE
TENNESSEE EMERGENCY
COMMUNICATIONS BOARD



“Tools of the Trade” photo by Angelia Koski, Montgomery County ECD.

TABLE OF CONTENTS

Introduction	1
Statement of the Chairman	2
Overview	3
Tennessee Emergency Communications Board Members and Staff	4
Board Activities and Outreach Efforts	5
Status of Statewide Implementation of Wireless E-911 Service and VoIP.....	5
Status of the Non-wireline Fund.....	5
TECB Funding Programs	6
Status of the Next Generation 911 Infrastructure Modernization Project ..	8
TECB Policies and Amendments.....	9
TECB Revenue Standards	15
TECB Legislative Update	16
Status of TECB Advisory Committees	17
Tracking of Wireless Misroutes	18
Intertandem Transfer Agreement.....	18
TACIR Studies	19
Increases to the Emergency Telephone Service Charge on Landlines	19
Financially Distressed Districts	20
Appendix	23
Map of US Implementation of Non-wireline Phase 2 Deployment	24
Non-wireline Financial Support and Expenditures Pie Chart	25
Recurring Funds Paid to ECDs in Fiscal Year 2011	26
Recurring Funds Paid to ECDs from 7/1/01 Through 6/30/2011	27
Reimbursements to ECDs in Fiscal Year 2011	28
Reimbursements to ECDs from 7/1/01 Through 6/30/2011.....	29
Fiscal Year 2010 Audit Findings Counts and Categories	30
Fiscal Year 2010 Audit Findings by Description	32
Landline Rate Changes and Applications Status as of June 30, 2010	35
Available NG911 and Other Equipment Funds	39
Landline Rates as of June 30, 2010 (Amended May 20, 2010)	40

Introduction

Pursuant to Tenn. Code Ann. §§ 7-86-108(a)(1)(B)¹ and 7-86-315,² the Tennessee Emergency Communications Board (“Board” or “TECB”) hereby proffers its annual report to the Governor, Speakers of the General Assembly and the Senate and House Finance, Ways and Means Committees. This annual report of the Board’s activities covers the period from July 1, 2010 through June 30, 2011.

¹ Tenn. Code Ann. § 7-86-108(a)(1)(B) states in pertinent part:

The board shall report annually to the finance, ways and means committees of the senate and the house of representatives on the status of statewide implementation of wireless enhanced 911 service and compliance with the federal communications commission order, the status and level of the emergency telephone service charge for CMRS [commercial mobile radio service] subscribers and users, and the status, level, and solvency of the 911 Emergency Communications Fund.

² Tenn. Code Ann. § 7-86-315 states:

The board shall report annually to the governor and the speakers of the general assembly on the activities of the board for the preceding year. The board shall receive and consider from any source whatsoever, whether private or governmental, suggestions for amendments to this chapter.

Statement of the Chairman

On behalf of the members of the Tennessee Emergency Communications Board ("Board"), I am pleased to present you with a report of the Board's major activities and accomplishments for the 2010-2011 fiscal years. Since our last report, the Board has worked on local, state and federal levels to provide technical, operational and financial support to Tennessee's 100 emergency communications districts ("ECDs") which provide or facilitate 911 service in our state.

During fiscal year 2010-2011, the Board made significant progress in its project to modernize the state's aging 911 infrastructure. The project, known as Next Generation 911 ("NG911"), is converting Tennessee's 911 system from analog to digital. The State's 911 infrastructure is being replaced with an internet protocol ("IP") platform that will improve 911 call delivery, enhance interoperability and increase the ease of communication between ECDs, allowing immediate transfer of 911 calls, maps, photos, caller information and other data statewide. When industry develops the technology to permit texting to 911, Tennessee will be ready.

During the last year, the NG911 team was finalized and made significant progress toward deployment. The NG911 project is using the State of Tennessee's existing statewide IP network, NetTN. AT&T was the successful bidder on the NetTN contract. After the NetTN contract was amended by the Fiscal Review Committee of the General Assembly in the spring of 2010 to include a number of items essential to assure the robustness and redundancy necessary for 911, the TECB issued an RFP to retain a company to manage the 911 aspects of the project. Telecommunications Systems, Inc. (TCS), the company that assisted in the State's Phase II deployment, was selected to focus on 911-specific issues such as a network operations center and ALI database management. The GIS group in the State's Office for Information Resources is working to assist the ECDs in developing a uniform statewide GIS mapping system which will be used to route 911 calls when the project is fully deployed. In June 2011, the NG911 team held three open meetings – in Athens, Jackson and Nashville – to discuss the NG911 project and answer any questions local leaders and other interested parties might have. At the close of the fiscal year, the core infrastructure was almost completely deployed and the team had selected sites for preliminary testing of connectivity to local 911 centers, which should occur in the fourth quarter of 2011.

During the past year, the Board also significantly expanded its funding for ECD operations. As an incentive to convert each ECD's local GIS maps into a uniform format and assure they are current, the Board voted to distribute the 911 service charge collected on Voice over Internet Protocol to the ECDs. This will amount to approximately \$3 million annually. Of total expenditures in the 2010-2011 fiscal years, the Board spent approximately 95% in support of ECD equipment and operations.

The Board's funding programs have helped stabilize the overall financial condition of the State's ECDs. At the close of the fiscal year, two of the State's 100 districts are deemed financially distressed pursuant to Tenn. Code Ann. § 7-86-304(d). Two of the State's 100 ECDs sought increases to their local 911 service charge on landlines during the fiscal year (DeKalb and Macon County ECDs).

In closing, I wish to acknowledge the continued hard work, dedication and innovation of hundreds of E-911 professionals and telecommunications industry officials. Because of the efforts of so many, Tennessee remains a national leader in 911 and continues to provide its citizens and guests with high-quality 911 service.

Randy Porter
Chairman

Overview

The Emergency Communications Board is a self-funded, nine-member agency administratively attached to the Department of Commerce and Insurance,³ created “for the purpose of assisting emergency communications district (“ECD”) boards of directors in the area of management, operations, and accountability, and establishing emergency communications for all citizens of the state.”⁴ The Board is funded through a monthly emergency telephone service charge on users and subscribers of non-wireline communications services.⁵

By statute, the Board exercises financial and operational oversight over the state’s 100 ECDs which are statutory municipalities that administer or facilitate local E-911 call taking and/or dispatching services across the state.⁶ The Board establishes technical, operational and dispatcher training standards, and administers funding programs which assist the ECDs with operations, training and the purchase of equipment.⁷ It also provides substantial technical assistance to ECDs upon request.⁸ Its enabling legislation authorizes the Board, upon request, to increase the emergency telephone service charge on landlines in ECDs to the statutory maximum and to provide supervision and evaluation to ECDs that meet the statutory criteria for financial distress.⁹

The Board works on the local, state and federal levels to facilitate the technical, financial and operational advancement of Tennessee’s 911 system and its ECDs. A major focus has been to implement and maintain wireless Enhanced Phase 2 911 service in the state, as set forth by the Federal Communications Commission (“FCC”) in orders and regulations it has issued on 911-related matters since 1994. Tennessee was the third state in the nation to fully deploy the equipment and technology needed for Phase 2 service to automatically locate 911 calls from properly equipped cell phones. The Board has received national recognition for its leadership in 911-related matters.

The Board is currently engaged in a project to modernize the state’s aging 911 infrastructure, converting it from analog to digital. The project, referred to as Next Generation 911 (“NG911”), involves construction and management of an internet protocol platform that will improve 911 call delivery, enhance interoperability, and increase the ease of communication between ECDs, allowing immediate transfer of 911 calls, maps, photos, caller information and other data statewide. When industry develops the technology to permit texting to 911, Tennessee will be ready.

³ See Tenn. Code Ann. §§ 7-86-302, 7-86-303(c) (The Board is funded by a service charge on users and subscribers of non-wireline service). Eight of the nine Board members are appointed by the Governor for fixed terms. The ninth member is the designee of the Office of the Comptroller of the Treasury. The Board is served by a staff of ten.

⁴ Tenn. Code Ann. § 7-86-302(a).

⁵ Tenn. Code Ann. §§ 7-86-108(a)(1)(B), 7-86-303(d).

⁶ See Tenn. Code Ann. § 7-86-106; Tenn. Code Ann. § 7-86-302, 7-86-306.

⁷ See Tenn. Code Ann. §§ 7-86-205, 7-86-306(a)(9) through (11).

⁸ Tenn. Code Ann. § 7-86-306(a)(7).

⁹ Tenn. Code Ann. §§ 7-86-306(a)(12); 7-86-304(d).

Tennessee Emergency Communications Board

Members

Randy Porter
Chairman

Director, Putnam Co. ECD
ECD Nominee

Ike Lowry
Vice Chairman

Director, Sullivan Co. ECD
ECD Nominee

Mark Archer

Director, Henry Co. ECD
ECD Nominee

Freddie Rich

Director, Maury Co. ECD
ECD Nominee

The Hon. Hal Buttram

Mayor, City of Athens
TML Nominee

Steve Smith

Director, Rutherford Co. ECD
ECD Nominee

Katrina Cobb

Director
Broadcast Operations, WLJT, Martin
Public Citizen Appointment

The Hon. James Sneed

Tipton Co. Commissioner
TCSA Nominee

Robert T. Lee

General Counsel
Comptroller of the Treasury
Designee of the Comptroller

STAFF

Lynn Questell
Curtis Sutton
James Barnes
Jay Goldman
Barbara Shank
Rhonda Harrison
Rex Hollaway
Robert McLeod
Andy Spears
Vanessa Williams

Executive Director
General Counsel
Fiscal Director
Accountant
Account Tech II
Administrative Service Assistant 3
Director of E911 Technical Service
Director of Audit
Director of Government & External Affairs
Executive Assistant

BOARD ACTIVITIES AND OUTREACH EFFORTS

Status of Statewide Implementation of Wireless E-911 Service and VoIP

All public safety answering points (“PSAPs”) affiliated with Tennessee’s 100 emergency communications districts (“ECDs”) are E-911 Phase 2 ready, meaning that each possesses the equipment and technology necessary to automatically plot the location of 911 calls from properly equipped non-wireline devices such as cell phones. Tennessee was the third state in the nation to reach this milestone, in April 2005. These PSAPs are also equipped to receive 911 calls and location information from Voice over Internet Protocol (“VoIP”) devices. Tennessee’s ECDs are in compliance with all applicable E-911 directives issued by the Federal Communications Commission.

Status of the Non-wireline Fund

The emergency telephone service charge on users and subscribers of non-wireline phone service is the TECB’s sole recurring revenue source.¹⁰ The funds are used to fulfill the TECB’s statutory mandates of establishing emergency communications for all citizens of the state and assisting the state’s 100 ECDs in the areas of management, operations and accountability.¹¹ By law, twenty-five percent of all income the Board receives from the service charge is distributed directly to the ECDs by the proportion of their population compared to that of the State’s. In addition, the Board offers a number of other funding programs to the ECDs to assure reliable 911 service statewide. The 911 service charge on users and subscribers of non-wireline technology¹² remains at the rate first set by the Board in 1998, \$1.00 per month per subscriber and user.

During the 2010 session, the 911 funding law was amended to reconfigure the methodology used to apply the 911 service charge to the users of pre-paid wireless communication devices. The law, which became effective on July 1, 2011, imposes a fifty-three cent (\$.53) 911 fee on each prepaid transaction, to be collected by the retailer at the point of sale. The law does not apply to transactions of less than \$5.00.

During the 2010-2011 fiscal year, the Board collected approximately \$59.5 million in revenue from the 911 service charge. The Board expended or distributed approximately \$45 million in financial support to ECDs for various funding programs including: \$14.8 million for the 25% statutory contribution; \$21.6 million for operational funding; \$2.2 million for dispatcher training, \$1 million in support for maintenance of GIS mapping systems; \$4.4 million in reimbursements for NG911 equipment; and \$1 million for reimbursements for equipment, wireless trunking and Automatic Location Information (“ALI”) charges. Approximately \$100,000 was expended for cost recovery to carriers and others to implement, operate, maintain or enhance the state’s 911 system; approximately \$2.5 million was expended for administration, which includes,

¹⁰ In October 2009, the TECB received almost \$1.5 million in a federal grant for the Next Generation 911 project. The grant will be used for the installation of IP routers necessary for deployment.

¹¹ Tenn. Code Ann. § 7-86-302(a)

¹² The 911 funding law was amended in 2006 to apply the service charge to any non-wireline telecommunications service that connects a user dialing or entering the digits 911 to a PSAP, including wireless phone and IP-enabled services.

among other things, contracts with the TECB's technical consultants and for the GIS statewide mapping program as well as salaries, benefits, office rent, travel, etc. Of total expenditures in the 2010-2011 fiscal year, the Board spent approximately 95% in support of ECD equipment and operations.

For years, the Board has purposefully accumulated reserves to prepare for the financial challenges associated with modernizing Tennessee's 911 infrastructure. The modernization project, Next Generation 911 or NG911, involves replacing the State's aging analog 911 infrastructure with a digital platform that will improve interoperability and increase the ease of communication between emergency communications districts, allowing the immediate transfer of 911 calls, photos, caller location information and other data statewide. Deployment is well underway; it is anticipated that all cell phone and Voice over Internet Protocol (VoIP) 911 calls will be routed over the new infrastructure by July 2012. The Board projects non-recurring build out costs of approximately \$26.4 million over the next two years and recurring operational costs of around \$16.5 million annually.

TECB Funding Programs

The law requires the TECB to distribute twenty-five percent (25%) of the revenue generated by the monthly 911 service charge on users and subscribers of non-wireline telecommunications service to the ECDs, but the TECB distributes substantially more funding to the ECDs than the law requires. The 25% distribution is based on the proportion of the population of each district to that of the State. The statutory funds are distributed every two months and amounted to a distribution of approximately \$14.8 million to the ECDs during FY2011.

In fiscal year 2010-2011, the Board distributed an additional \$30.1 million to the ECDs through a number of non-statutory funding programs for the ECDs. The TECB sets technical and operational standards for ECDs and works to avoid unfunded mandates through funding programs for specific equipment, training and operations.

The TECB's Recurring Operational Funding Program is distributed using a methodology designed to counter-balance the disproportionality favoring the most populous districts inherent in the 25% population-based distribution.¹³ The Recurring Operational Funding Program currently distributes \$21.6 million annually to the State's 100 ECDs. The distribution has two tiers. Each ECD receives a base amount of \$80,000 annually as an acknowledgement of the basic costs intrinsic to providing 911 service regardless of a district's size. The remainder of the \$ 21.6 million (\$13.6 million) is divided among the districts based on seven (7) population groups. A set amount is allocated to each group based on the average audited cost ratios of each of the population groups, determined from an analysis of audited financial statements from the 2004-2005 fiscal years. In figuring this calculation, all personnel costs, including salaries and benefits, were excluded in order to assure more equal treatment between districts that dispatch and those that do not. Each ECD in each of the seven (7) population groups receives the same dollar amount. The population groups receive the following annual distributions, which may be used in the operation of the districts for all purposes permitted under the TECB Revenue Standards:

¹³ In 2008, the four ECDs with the largest populations received over 37% of the 25% statutory funding distribution.

Populations (2005 estimates):	Annual distribution to each ECD (per population group):
Under 15,000	\$ 124,109
15,000 - 29,999	\$ 142,791
30,000 - 49,999	\$ 167,153
50,000 - 74,999	\$ 188,855
75,000 - 99,999	\$ 265,803
100,000 - 299,999	\$ 345,095
over 300,000	\$ 1,269,916

After the operational funding program was initiated in fiscal year 2007, the number of ECDs that had a negative change in net assets dropped from 22 to 0. With the decline in collections from the local 911 service charge on landlines, minimal increases in support from local governments, increased costs and issues related to the calculation of depreciation, the number of ECDs with negative changes in net assets increased in the last fiscal year to 25. During fiscal years 2010-2011, 2 ECDs, Hancock and Jackson County ECD, were financially distressed pursuant to Tenn. Code Ann. § 7-86-304(d).¹⁴

The Board unanimously voted to increase funding to the ECDs in May 2011 to create an incentive to upgrade and standardize their local GIS mapping systems. GIS mapping systems assist PSAPs in determining the location where each 911 call originates and enable 911 personnel to dispatch responders more efficiently and effectively to the scene of emergencies. Further, when the NG911 project is fully deployed 911 calls will be routed using GIS mapping, so immediate implementation of a statewide uniform, fully maintained GIS mapping system is necessary. The Board will distribute all revenues derived from the 911 service charge on Voice over Internet Protocol service (after distribution of the 25% required by law) to the ECDs using the same formula as the Recurring Operational Funding. A base amount for each ECD was set at \$20,000 and the remainder will be distributed by the seven population groups every three months as the service charge is collected. ECDs must meet specific goals in upgrading their GIS mapping systems to qualify for the funding. The Board also continued its long-standing \$10,000 annual distribution for GIS mapping maintenance. Like all maps, to work effectively, GIS mapping systems must be regularly updated and maintained for accuracy.

Tennessee remains one of very few States that provides funding for dispatcher training. In 2009, the Board obligated \$2.2 million annually to improve compliance with Tenn. Comp. R. & Reg. 0780-6-2, which sets minimum standards for dispatcher training, and encourage training to beyond that required by the regulation. The funding, which is distributed in a single annual payment, was allocated to each ECD based on the number of dispatching positions in ECD-affiliated PSAPs that direct dispatch for or on behalf of an ECD. A general rule of thumb is that it takes four employees to staff a single dispatching position round the clock.

The Board also continues to offer ECDs prospective funding and reimbursements for equipment to the following amounts:

- \$150,000 for Essential Equipment

¹⁴ ECDs are deemed financially distressed upon a showing of three (3) consecutive years of negative changes in net assets in their annual audits.

- \$5,000 for Master Clocks
- \$150,000 to each ECD that Consolidates (to a maximum of 3 ECDs)
- \$1,000 to Train Dispatcher Trainers
- \$100,000 to Cover Uninsured Catastrophic Losses

Status of Next Generation 911 Infrastructure Modernization Project

During fiscal year 2010-2011, the TECB made significant progress on its project to upgrade the state's aging analog 911 infrastructure to a digital platform. The project, referred to as Next Generation 911 ("NG911"), involves construction and management of a private, secure internet protocol (IP) network that will improve redundancy, reliability and 911 call delivery, enhance interoperability, and increase the ease of communication between ECDs, allowing immediate transfer of 911 calls, photos, caller information and other data statewide. The new IP network will be significantly more resilient and redundant than the current infrastructure. Alternate paths to process emergency calls can be provided in the event of an issue that disables the local exchange carrier's central office. When the IP/telecommunications industry develops the technology necessary to integrate texting into 911, Tennessee's infrastructure will be ready.

In the last year, the NG911 team was finalized and deployment of the core infrastructure neared completion. The NG911 project is using the State of Tennessee's existing statewide IP network supplier, NetTN. AT&T was the successful bidder on the NetTN contract. After the NetTN contract was amended by the Fiscal Review Committee of the General Assembly in the spring of 2010 to include a number of items essential to assure the robustness and redundancy necessary for 911, the TECB issued an RFP to retain a company to manage the 911 aspects of the project. Telecommunications Systems, Inc. (TCS), the company that assisted in the State's Phase II deployment, was selected to focus on 911-specific issues such as a network operations center and ALI database management. The GIS group in the State's Office for Information Resources is working to assist the ECDs in developing a uniform statewide GIS mapping system which will be used to route 911 calls when the project is fully deployed. In June 2011, the NG911 team held three meetings – in Athens, Jackson and Nashville – to discuss the NG911 project and answer any questions local leaders might have. At the close of the fiscal year, the core infrastructure was almost completely deployed and the team had selected sites for preliminary testing of connectivity to local 911 centers.

The plan is to deploy the new infrastructure in small increments to avoid missteps and outages and to fully comply with the new i3 standards and recommendations issued by the National Emergency Number Association. The first major stage is to deploy the infrastructure needed to route non-wireline 911 calls to PSAPs. It is anticipated that deployment of this stage will be completed in June or July of 2012. The wireline infrastructure will remain intact to provide an added layer of redundancy. After substantial testing, wireline calls will also be routed over the new IP infrastructure. The last phase will involve routing 911 calls using the uniform, statewide GIS mapping system currently being implemented.

With the deployment of the NG911 project, Tennessee remains a national leader in 911. Only a handful of States are deploying NG911. Most 911 agencies from other States are either planning for NG911 or wishing that they were in a position to do so. In the past fiscal year, both the United States Department of Justice and the Federal

Communications Commission have issued Notices of Inquiry on various aspects of NG911.

TECB Policies and Amendments

During fiscal year 2010-2011, the Board adopted three (3) new policies:¹⁵

AMENDED POLICY NO. 16

In September 2010, the Board consolidated Policies 16, 21, 27, 37 and 41, which were all related to financial distress, into Amended Policy 16 and adopted several amendments to that policy. One purpose of this process was to flesh out the provisions of Tenn. Code Ann. § 7-86-304(d) which subjects financially distressed ECDs to the supervision and evaluation of the TECB. Another purpose was to differentiate between districts that were truly financially distressed and those that showed a negative change in net assets for three consecutive years because of accounting issues, particularly those related to the calculation of depreciation. The Accounting and Financial Reporting Manual for Tennessee Emergency Communications Districts issued by the Office of the Comptroller does not require ECDs to include depreciation in their budgets; however, it does require depreciation to be reported in each annual audit of ECDs. This can cause ECDs to experience an unexpected negative change in net assets due to depreciation that does not accurately reflect the ECD's overall fiscal health. The revisions to Policy 16 create a two tiered evaluative process that deems ECDs with three years of negative changes in net assets either "confirmed" financially distressed or "at risk" of distress. Amended Policy 16 states:

AMENDED POLICY NO. 16 FINANCIALLY DISTRESSED AND AT RISK DISTRICTS

- I. **Financial Distress Defined:** Tenn. Code Ann. § 7-86-304(d) deems Emergency Communications Districts (ECDs) financially distressed that "as shown by the annual audits" have a negative change in net assets for a period of three (3) consecutive years. This is intended to discourage ECDs from the practice of habitually spending more revenue than they receive and does not take reserves into consideration. ECDs are also financially distressed if they have deficit total net assets, or are in default on any indebtedness

The Tennessee Emergency Communications Board (Board or TECB) may determine that a district is financially distressed if: a district is the subject of a lien filed by the internal revenue service; it appears that the district cannot satisfy its financial obligations to the extent that the continued operation of the district is at risk; or the district has defaulted on any indebtedness due to insufficient funds, such default is not cured within sixty (60) days and, upon determination of the board, it appears that the district cannot satisfy its financial obligations to the extent that the continued operation of the district is at risk.

¹⁵ The Board's policies are included on its website at <http://www.state.tn.us/commerce/911/>.

Pursuant to Tenn. Code Ann. § 7-86-304(d)(1), financially distressed ECDs “shall be subject to the supervision and evaluation of the Board.”

- II. **Notice:** ECDs shall provide the TECB with notice in the event that they are: (1) predicting or operating under an annual net loss; (2) in default on any debt; and or 3) anticipating a decrease in local governmental funding or support. Such notice shall be provided in writing within ten (10) days of becoming aware of such event. (Formally Policy No.21)

- III. **TECB Evaluation:** The TECB shall evaluate the financial statements and operations of a financially distressed emergency communications district. At a minimum, the ECD Chair and Director shall attend this meeting and be prepared to respond to questions from the TECB regarding the ECD’s financial status. After considering the evaluation and recommendation of TECB staff, the TECB may elect to designate a financially distressed district a “Confirmed” financially distressed district or an “At Risk” district. In determining whether an ECD will be designated “Confirmed” or “At Risk,” the ECD’s financial status shall be taken into consideration, including, but not limited, to the following.
 1. The ECD’s fund balance in relation to its most recent operating budget.
 2. Amount of the negative changes in net assets for the three years which determined the ECD as financially distressed in relation to revenue received by the ECD for those years.
 3. Increase or decrease in the cash flow.
 4. Source of cash resources which paid for excessive expenditures.
 5. Recurring or non-recurring nature of expenditures which caused negative change.
 6. Effect of recording depreciation expense on change in net assets.

- IV. **TECB Supervision of “Confirmed” Financially Distressed Districts:** Financially distressed ECDs in which such status is deemed “Confirmed” by TECB shall be subject to the following:
 1. Pursuant to Tenn. Code Ann. § 7-86-304(d)(3), after holding a public hearing within such district’s service area, the TECB may prescribe a rate structure, up to the maximum established pursuant to § 7-86-108(a)(2)(A), to be adopted by the financially distressed ECD, as may be necessary to cause the district to liquidate in an orderly fashion any deficit total net assets, to cure a default on any indebtedness of the district, and to eliminate the negative change in net assets, or any of these.
 2. A financially distressed ECD must request and obtain TECB approval before authorizing, making or entering into an obligation to obtain goods or services with a cost in excess

of five thousand dollars (\$5,000) or increasing their budgeted recurring payroll costs over one thousand dollars (\$1,000). This requirement applies to purchases and expenditures involving partial payments of less than \$5,000, provided the payment totals more than \$5,000 over time. Subject to the provisions of Tenn. Code Ann. § 7-86-306, the TECB executive director is authorized to approve or deny such requests. If such a request is denied by the Executive Director, the district may appeal the decision to the TECB members at a TECB meeting. (Formerly Policy No. 37).

3. A financially distressed ECD shall adopt a balanced budget or be prepared to explain any unbalanced budget to the TECB. A balanced budget is one in which recurring operating expenditures include depreciation expense as a budget line item expenditure and recurring expenditures do not exceed recurring revenues. A financially distressed ECD must provide the TECB with a copy of any proposed budget and advise the TECB at least ten (10) days prior to any ECD board meeting in which the ECD budget or any amendment to the budget is on the agenda to be discussed or approved.
 4. A financially distressed ECD board of directors must meet at least bi-monthly (six (6) times per year) in order to review and consider financial statements, operations, and efforts to end its distressed status. The ECD must provide copies to the TECB of all ECD board of directors meeting minutes and the financial reports required to be provided at every regularly scheduled meeting under Tenn. Code Ann. § 7-86-123. Minutes shall be filed with the TECB no later than seven (7) days after approval; financial reports shall be filed no later than seven (7) days after each ECD meeting. (formerly Policy No. 41).
 5. A financially distressed ECD shall provide written notice to TECB staff of all meetings and hearings held by the ECD board of directors no less than ten (10) days in advance of such meeting or hearing. Reasonable notice of emergency meetings shall be provided to the TECB.
 6. A financially distressed ECD must provide a written status report to the TECB at least quarterly and as requested by the TECB. The status report shall be on the form attached to this Policy.
- V. **Duration of “Confirmed” Financial Distress Status:** An ECD deemed a “Confirmed” financially distressed district pursuant to Tenn. Code Ann. § 7-86-304(d) with three (3) consecutive years of negative changes in net assets is subject to the supervision and evaluation of the TECB until the ECD demonstrates a positive change in net assets on audited financial statements for two (2) consecutive years. (Formerly Policy No. 16)

- VI. **“At Risk” Defined:** An ECD shall be deemed “At Risk” if it has deficits or net losses for two consecutive years as identified by budgets or audits; or

An ECD that is financially distressed pursuant to Tenn. Code Ann. § 7-86-304(d)(1)(A) for having a negative change in net assets for three (3) consecutive years may be deemed “At Risk” by the TECB as described in subsection III above. (Formerly Policy No. 27)

- VII. **TECB Evaluation and Supervision of “At Risk” Districts:** The following procedures and policies shall be applicable to ECDs deemed “At Risk”: (Formerly Policy No. 27)

1. The status of each “At Risk” ECD shall be reviewed annually by TECB staff and recommended for consideration by the TECB for one of the following actions: 1) removal from “At Risk” status, 2) continuation of “At Risk” status, or 3) designation as a “Confirmed” financially distressed district.
2. TECB members annually shall be provided a list of ECDs that are “At Risk” as determined by staff analysis of audits and other available reports.
3. ECDs deemed “At Risk” must submit a balanced budget and all budget amendments to the TECB. A balanced budget is one in which recurring operating expenditures include depreciation expense as a budget line item expenditure and recurring expenditures do not exceed recurring revenues.
4. ECDs deemed “At Risk” shall provide a written status report to the TECB by June 1 of each year and as may be requested by the TECB. The status report shall be on the form attached to this Policy.
5. The ECD shall provide copies of all minutes from ECD board of directors meetings and the financial reports required to be provided at every regularly scheduled meeting under Tenn. Code Ann. § 7-86-123. Minutes shall be filed with the TECB no later than seven (7) days after approval; financial reports shall be filed no later than seven (7) days after each ECD meeting.
6. ECDs deemed “At risk” shall work with TECB staff to try to avoid a designation of financial distress under Tenn. Code Ann. § 7-86-304(d). The TECB shall make periodic visits to all “at risk” ECDs to advise and help in efforts to improve financial health.

- VIII. **Duration of “At Risk” Status:** An “At Risk” ECD may be deemed no longer “At Risk” upon attaining a positive change in net assets in an audit report.

AMENDED POLICY NO. 20

Amended Policy No. 20 was adopted to assure that the call routing function of the Next Generation 911 project will conform with the i3 standards recommended by the National Emergency Number Association.

AMENDED POLICY NO. 20 GIS MAPPING SYSTEM CAPABILITIES

- A. Effective April 1, 2004, within one year, all public safety answering points in Tennessee that are receiving cost recovery for their Geographic Information Systems ("GIS") Mapping systems from the Tennessee Emergency Communications Board ("TECB"), and are receiving 911 calls with enhanced 911 data, shall obtain and be capable of effectively operating their GIS Mapping system in accordance with the minimum standards set forth by the TECB. It is recommended that emergency communications districts cooperate with neighboring governmental entities, if possible, to obtain and/or utilize a single GIS Mapping system meeting such minimum standards in their area, rather than expending limited resources on duplicate systems. Public safety answering points that are not receiving cost recovery for their GIS Mapping systems from the TECB are strongly encouraged to utilize the TECB's minimum standards for GIS Mapping systems.

- B. Effective May 26, 2005, within six months, all public safety answering points operated by emergency communications districts shall secure an agreement to obtain a GIS Mapping system that will be fully operational no later than December 31, 2005.

- C. Effective May 19, 2011, all public safety answering points (PSAPs) affiliated with emergency communications districts (ECD) shall migrate their Geographic Information Systems ("GIS") data to follow the Tennessee Information for Public Safety ("TIPS") format*, defining field naming conventions for address points, street centerlines and ESN boundaries. This shall be required for participation in the Next Generation 911 network and for participation in the GIS Financial Incentive.

Each ECD shall:

- 1. Provide the TECB with the name of an individual who shall be responsible for their GIS Mapping and maintenance.
- 2. Obtain the approvals necessary to migrate their GIS data to the TIPS format and provide that data to OIR/GIS or other TECB designee as requested.
- 3. Coordinate with with OIR/GIS or other TECB designee to migrate GIS data to the TIPS format and maintain TIPS data on a monthly basis.

4. Annually update GIS maintenance plan on a form provided by the TECB and submit the form to OIR/GIS or other TECB designees.
5. Implement and maintain the following data layers and provide that data to OIR/GIS or other TECB designees:
 - i. Street Centerlines;
 - ii. Address Points;
 - iii. Emergency Service Zone Boundaries (ESN Boundaries);
 - iv. Area Landmarks;
 - v. Fire Hydrants;
 - vi. Administrative Boundaries (City, State, and County);
 - vii. Ortho Photography;
 - viii. Other layers NENA may require.

Absent a waiver by the TECB, data layers for Street Centerlines, Address Points and ESN Boundaries shall be implemented no later than June 1, 2012.
6. Upon request, cooperate with OIR/GIS or other TECB designees and GIS personnel in adjacent counties/jurisdictions to ensure that:
 - i. Emergency service zones and street centerline data layers are seamless between counties with no gaps or overlaps between boundary polygons; and
 - ii. All boundary street centerlines share an exact begin or end node with the adjacent county street centerline.
7. Comply with NENA GIS Mapping Standards.

*The TIPS format is available at:
http://gis.state.tn.us/tips_docs/TIPS_Specifications_v50.pdf and is incorporated by reference into Policy No. 20. TIPS incorporates current GIS standards adopted by the National Emergency Number Association (NENA) and uses the ESRI (Environmental Systems Research Institute) data format.

POLICY NO. 43

Policy No. 43 was adopted to fulfill the requirements of Tenn. Code Ann. § 7-86-305, in cases where consolidation of a financially distressed district with a consenting non-distressed ECD is contemplated. One aspect of consolidation is forming a consolidated ECD board of directors. Tenn. Code Ann. § 7-86-305 requires the Board to “establish rules and policies concerning the composition and selection of the board of directors. . .” Policy No. 43 does that by incorporating a streamlined, but similar process to that used when Pickett County ECD merged with Overton County ECD.¹⁶

¹⁶ Pickett County ECD and Overton County ECD are the only districts in Tennessee merged pursuant to Tenn. Code Ann. §7-86-305.

The policy states:

POLICY NO. 43

**COMPOSITION AND SELECTION OF BOARD OF DIRECTORS
OF MULTI-JURISDICTIONAL DISTRICT CREATED PURSUANT
TO TECB ORDER OF CONSOLIDATION**

The board of directors of a multi-jurisdictional district created by order of consolidation of the Tennessee Emergency Communications Board (“the Board” or “TECB”) pursuant to Tenn. Code Ann. §7-86-305 shall be composed of no fewer than seven (7) and no more than twelve (12) members, unless otherwise directed by the TECB.

No less than twenty-five percent (25%) and no more than thirty-four percent (34%) of the membership of the consolidated board of directors of such district shall represent the area of the financially distressed district.

The members representing the financially distressed district shall be appointed by the county mayor or chief executive officer and confirmed by the legislative body of the area they represent. If the legislative body does not act to confirm or reject the appointment within ninety (90) days or until the conclusion of its next regularly scheduled meeting, whichever is later, the appointment shall take effect without confirmation. The members representing the financially distressed district shall be appointed for staggered terms of two (2), three (3) and four (4) years, dating from the effective date of consolidation. Thereafter, the members shall serve for a term of four (4) years.

The number and terms of the members representing the non-financially distressed district shall not change as a result of the consolidation unless agreed to otherwise by the non-financially distressed district and the TECB prior to consolidation.

Members shall serve until a successor is duly appointed and confirmed.

TECB Revenue Standards

During the 2009-2010 fiscal year, the Policy Advisory Committee conducted a comprehensive review of the TECB Revenue Standards pursuant to Tenn. Code Ann. § 7-86-306(a)(10) and made a number of recommendations. During its September 2010 meeting, the TECB adopted the recommendations in full. Substantive highlights of the revisions to the Revenue Standards include:

Required Uses of 911 Revenue

- No. 2, which states “The costs associated with the service suppliers’ enhanced emergency (911 service) telephone system network services (ANI and ALI) for existing PSAP(s) in an Emergency Communications District” was amended by adding

“until the NG911 platform is deployed and the TECB absorbs the cost.”

Permissible Uses of 911 Revenue

- No. 11, which states “Interest income may be used for operating and capital expenditures of an ECD, provided that such expenditures constitute permissible uses of 911 revenue established by the TECB” was incorporated into the Introduction of the Revenue Standards because it appeared to be more a part of the definition of “revenue” than an item on which revenue could permissibly be expended.
- No. 19 was revised as follows: Reasonable costs of service recognition awards and ceremonies for members of an ECD Board of Directors, employees of an ECD or ECD affiliated PSAP and members of the public. Awards shall be plaques, trophies or like items.
- Where applicable, the text was changed to clarify that the Revenue Standards apply to PSAPs affiliated with ECDs as well as ECDs.

Prohibited Uses of 911 Revenue

- No. 4, which prohibits the purchase of “Gifts and Flowers” with 911 revenue was revised to prohibit “Gifts, gift cards and flowers, other than those in No. 19 of Permissible Uses.”
- No. 5, which prohibits the purchase of “Entertainment expenses” was revised to prohibit “Entertainment expenses, other than those in No. 19 of Permissible Uses.”

TECB Legislative Update

During the 2010-2011 fiscal year, the following legislation recommended by the TECB was enacted:

- I. Purchasing -- Legislation to allow ECDs and other governmental entities to make purchases off each others' contracts was codified as Tenn. Code Ann. § 7-86-129.
- II. Waiver -- Legislation authorizing local ECDs to request the TECB to provide a waiver from statutory restrictions on hiring employees who have been convicted of certain misdemeanors was codified as amendments to Tenn. Code Ann. § 7-86-205. This legislation is somewhat similar to the Peace Officers Standards and Training (POST) Commission's process for waiving requirements for law enforcement officers. Under the new law, only a local ECD Board can request a waiver from TECB, a committee will be selected to hear such requests and make recommendations and the TECB will review the recommendation and be the final authority on granting the waiver.

Status of TECB Advisory Committees

The TECB Operations Advisory Committee continues to provide technical and operational recommendations to the Board. Its members include:

John Allman	Dir. Brentwood ECD	Middle
Jeff Carney	Dir. of Ops., Hamilton County ECD	East
Roger Hager	Dir., Claiborne County ECD	East
J.R. Kelley	Dir., Wilson County ECD	Middle
Carolann Mason	Dir., Fayette County ECD	West
Bob Moore	Dir., Gibson County ECD	West
Allen Muse	AT & T	Middle
Jamison Peeveyhouse	Dir., Weakley County ECD	West
Jimmy Peoples	Dir., Hamblen County ECD	East
Virginia Smelser	Dir., Bristol ECD	East

The TECB's Policy Advisory Committee continues to study and advise on policy matters, particularly issues impacting both 911 and other governmental agencies and those arising during legislative sessions. Committee members were selected to reflect a balance of interests, locations and demographics, and include representatives of ECDs of various sizes and locations, local governments, and other 911 technical experts. During fiscal year 2010-2011, its members included:

Wayne Anderson	Sheriff, Sullivan County & ECD Board Member	East
Kim Augustine	Director, Madison County ECD, Former Secretary, TN Emergency Number Association	West
Mark Blackwood	Director, Maury County Emergency Management Agency, Representing EMA	Middle
Daryl Blair	Putnam County Fire Chief, Representative, TN Fire Chiefs Association	Middle
Johnny Cheatwood	Director, Lawrence County ECD	Middle
Raymond Chiozza	Director, Shelby County ECD	West
Jennifer Estes	Director, Loudon County ECD, Former President, TN Emergency Number Association	East
John Lowry	Chief, Johnson City Police Dept., Former President, TN Assn. Chiefs of Police	East

Chris Masiongale	Director, Overton-Pickett County ECD, Former President, TN Emergency Number Association	Middle
Duane Phillips	Director, Metro Nashville Emergency Communications Center	Middle
Joe Stephens	Commissioner, Haywood County Commission & ECD Board Member	West
Vickie Stanfill	Director, NetTN	Middle
Jimmy Turnbow	Director, Wayne County ECD, TN Emergency Number Association West Region Representative	West

During its February 2010 meeting, the TECB authorized the creation of the Nominating Committee, to nominate members to the Board's Committees. The Board appointed an individual from each of Tennessee's Grand Divisions: from the Eastern Region, Mo Brotherton, Sullivan County Commissioner and member of Sullivan County ECD Board of Directors, from the Middle Region, Buddy Shaffer, Director of Sumner County ECD and from the Western Region, Tressia Barksdale, Director of Carroll County ECD.

Tracking of Wireless Misroutes

During the 2010-2011 fiscal year, the Board continued its active role in tracking and correcting misrouted wireless 911 calls. Misroutes are 911 calls that are routed to a PSAP that is not in the same county as the originating call, often due to programming errors by carriers. Generally, calls sent to an adjacent county are due to tower placement, an issue that cannot be corrected at the present time; these calls are not deemed to be misroutes. During the fiscal year, fewer than 5 incidents of misroutes were reported. These were either corrected by the carriers involved or deemed to be acceptable due to the limited availability of towers required for triangulation to be effective. In one instance, a Voice Over IP call purportedly from Springfield, Ohio, was received at the Bledsoe County ECD PSAP, though all numbers from the ALI report reflected a call from a Tennessee device; it was theorized that the subscriber moved without updating their service address. Attempts to contact the caller have been unsuccessful.

Intertandem Transfer Agreement

In order to improve call transfer capability between PSAPs, the TECB entered into an agreement with AT&T to implement an inter-tandem call transfer arrangement. Before this project, a PSAP served by one AT&T selective router could not transfer a 911 call to a PSAP served by a different AT&T selective router. The areas of the state served by AT&T utilize five selective routers. This solution allows Tennessee PSAPs served by any AT&T selective router to transfer a 911 call to any other AT&T-served PSAP in the state. The project was completed in September 2010.

TACIR Studies

The Tennessee Advisory Commission on Intergovernmental Relations (TACIR) conducted a study on 911 funding pursuant to a 2009 request of the General Assembly. TACIR staff presented its report to the Commission at its September 8, 2010 meeting. In the report, TACIR staff stated that it did not does not recommend any change in the allocation of the E-911 fee until sufficient data is available to conduct a full revenue analysis. The staff report also observed that 911 and dispatching are not synonymous and must be considered independently, noting:

E-911 service indisputably includes the technology and equipment necessary to connect a person dialing or entering the digits 911 to a 911 call center. It is well accepted throughout the state by emergency communications experts that E-911 fees should and do cover the full cost of E-911 service, including the purchase of the equipment that allowed Tennessee to become the third state in the nation to be fully Phase II capable and to begin funding for the NG-911 project . . . While E-911 revenue is currently sufficient to cover the costs of E-911 service, it does not cover all dispatching costs. Dispatching remains, by far, the most expensive aspect of emergency communications, though its costs are not easily quantified statewide due to the wide range E-911/dispatching relationships in Tennessee. The TECB revenue standards list dispatching costs as a permissible expenditure. The law states that E-911 service may include the equipment necessary for call taking, transferring, and dispatching calls. This reflects the fact that dispatching was a responsibility of local government long before 911 was invented or implemented. ECDs may, but are not required to, dispatch. As noted, most ECDs work together with local government to provide and fund dispatching. (E-911: Emergency Communications in Tennessee, September 2010 (p.46)).

The Commission authorized the staff report to be provided to the House Committee on State and Local Government, which had requested the study.

Increases to the Emergency Telephone Service Charge on Landlines

In addition to receiving revenues from the TECB, ECDs are funded locally, through a 911 service charge on users and subscribers of landline service. ECD boards of directors may unilaterally set the 911 fee on local landlines up to a maximum of \$.65 per line for residential lines and \$2.00 for business lines. ECDs may seek increases in fees up to \$1.50 for residential lines and \$3.00 for business lines through a public referendum or by applying to the TECB.

During the fiscal year, two of the state's 100 ECDs, Macon and Dekalb County ECDs, applied for an increase to the locally-collected emergency telephone service charge on landlines in their service areas. The Board approved Macon County ECD's request during its September 2010 meeting and Dekalb County ECD's request during its May 2011 meeting. Both districts requested to increase their rates to the statutory maximum of \$1.50 per residential line and \$3.00 for business lines for specific purposes. Macon County ECD's intent was to fund current obligations and recover from three consecutive years negative changes in net assets which arose from not

budgeting for depreciation. The Dekalb County ECD sought this increase to improve dispatcher compensation, upgrade equipment, hire additional dispatchers and to offset a decrease in revenue from the local 911 service charge on landlines.

As of June 30, 2011:

- 44 of the 100 districts have local 911 fees on residential landlines that are at or below \$.65, the maximum fee that districts can set for themselves:
 - 9 of the 100 districts have set their local 911 fee on residential lines below \$.65, the maximum districts can set for themselves.
 - 35 of the 100 ECDs have set their local 911 fee on residential lines at \$.65, the maximum rate districts can set for themselves.
- 11 of the 100 ECDs have local 911 fees on residential lines set above \$0.65 and below \$1.50, the statutory maximum residential rate (requiring a referendum or request to the TECB).
- 45 of the 100 ECDs have local 911 fees on residential lines set at the statutory maximum of \$1.50 (requiring a referendum or request to TECB).
- 44 of the 100 districts have local 911 fees on business lines that are at or below \$2.00, the maximum amount that districts can set for themselves:
 - 11 of the 100 districts have set their local 911 fee on business lines below \$2.00, the maximum districts can set for themselves.
 - 33 of the 100 ECDs have set their local 911 fee on business lines at \$2.00, the maximum rate districts can set for themselves.
- 10 of the 100 ECDs have local 911 fees on business lines set above \$2.00 and below \$3.00, the statutory maximum business rate (requiring a referendum or request to the TECB).
- 46 of the 100 ECDs have local 911 fees on business lines set at \$3.00, the statutory maximum business rate (requiring a referendum or request to TECB).

Financially Distressed Districts

During the 2010-2011 fiscal year, two (2) ECDs met the statutory definition of financial distress, Jackson and Hancock County ECDs. These facts are unchanged from last year's annual report. In the past fiscal year, both ECDs had a positive change in net assets. If this trend continues in their next annual audits, both ECDs will be relieved from their distressed status.

The Board monitors the financial health of all ECDs. Districts that are deemed to meet the statutory definition of financial distress are subject to the Board's supervision and evaluation pursuant to Tenn. Code Ann. § 7-86-304(d).

A district is deemed financially distressed pursuant to Tenn. Code Ann. § 7-86-304(d) if its annual audits show that the district:

- Has a negative change in net assets for a period of three (3) consecutive years;
- Has deficit total net assets; or
- Is in default on any indebtedness.

Notwithstanding annual audits, the Board may determine that a district is financially distressed if it:

- Is the subject of an IRS lien; or
- The TECB determines that the district cannot satisfy its financial obligations to the extent that continued operation is at risk; or
- The district has defaulted on indebtedness due to insufficient funds, the default is not cured within 60 days and the TECB determines that the district cannot satisfy its financial obligations to the extent that continued operation is at risk.¹⁷

The consequences of being deemed financially distressed include:

- The district is subject to the supervision and evaluation of the TECB.
- The TECB may prescribe the structure of the landline rates of the district up to the statutory maximum.
- Under Amended Board Policy No. 16, financially distressed districts are to remain subject to the supervision and evaluation of the Board for a period of not less than two (2) consecutive years of positive cash flow, must obtain TECB permission to expend over \$5,000, must hold a minimum of six (6) ECD board of directors meetings annually and must provide the TECB with copies of all ECD meeting minutes and financial reports from every regularly scheduled meeting no later than 7 days after approval or each meeting respectively.

¹⁷ Tenn. Code Ann. § 7-86-304(d).

APPENDIX

Appendix	23
Map of US Implementation of Non-wireline Phase 2 Deployment	24
Non-wireline Financial Support and Expenditures Pie Chart	25
Recurring Funds Paid to ECDs in Fiscal Year 2011	26
Recurring Funds Paid to ECDs from 7/1/01 Through 6/30/2011	27
Reimbursements to ECDs in Fiscal Year 2011	28
Reimbursements to ECDs from 7/1/01 Through 6/30/2011.....	29
Fiscal Year 2010 Audit Findings Counts and Categories	30
Fiscal Year 2010 Audit Findings by Description	32
Landline Rate Changes and Applications Status as of June 30, 2010	35
Available NG911 and Other Equipment Funds	39
Landline Rates as of June 30, 2010 (Amended May 20, 2010)	40

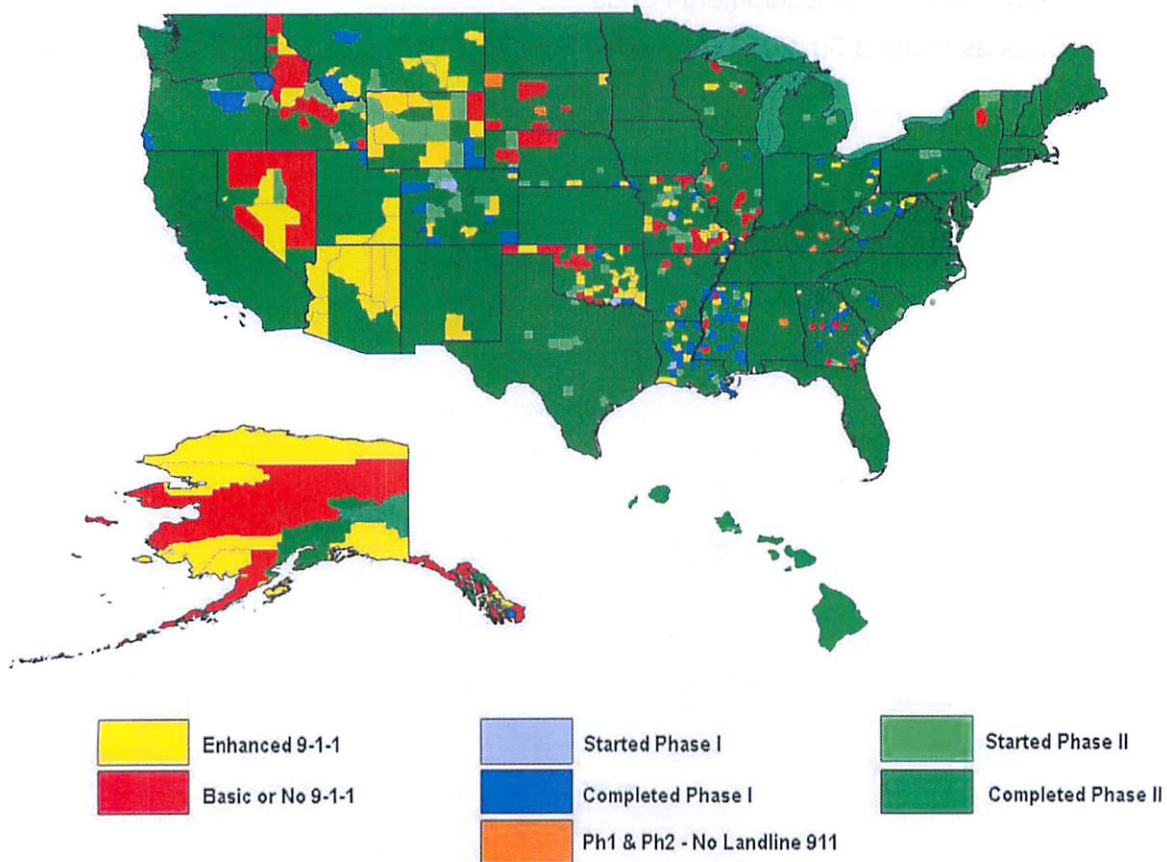
Illustration Comparing Implementation of Non-wireline Phase 2 911 Service For Tennessee and the United States

All public safety answering points ("PSAPs") affiliated with Tennessee's 100 emergency communications districts ("ECDs") are E-911 Phase 2 ready, meaning that each possesses the equipment and technology to automatically plot the location of 911 calls from properly equipped non-wireline devices such as cell phones. Tennessee was the third state in the nation to reach this milestone, in April 2005. These PSAPs are also equipped to receive 911 calls and location information from Voice over Internet Protocol ("VoIP") devices. Tennessee's ECDs are in compliance with all applicable E-911 directives issued by the Federal Communications Commission.

Source of map presented below is the National Emergency Number Association.

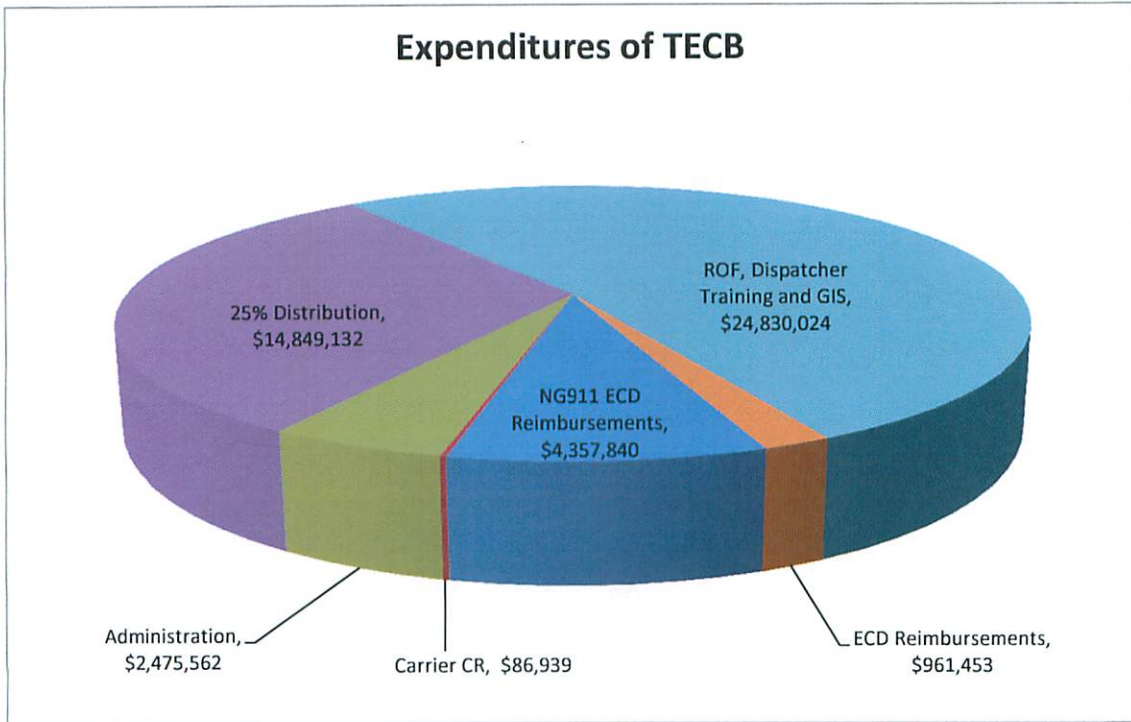
United States E9-1-1 Deployment

October 28, 2010



**TENNESSEE EMERGENCY COMMUNICATIONS BOARD
NON-WIRELINE FINANCIAL SUPPORT AND EXPENDITURES**

FISCAL YEAR 2011



Expenditures *

089150	NG911 Contract Services	98,731	Include with Admin
089120	25% Distribution	14,849,132	31%
089120	ROF, Dispatcher Training and GIS	24,830,024	52%
089140	ECD Reimbursements	961,453	2%
089150	NG911 ECD Reimbursement	4,357,840	10%
089130	Carrier CR	86,939	0%
089110	Administration	\$ 2,475,562	5%
Total Expenditures		\$ 47,560,950	100%

* Does not include payments against accrued liabilities.

TENNESSEE EMERGENCY COMMUNICATIONS BOARD
Recurring Funds (Mandated and ROF) Paid to ECDs in Fiscal Year 2011

Emergency Communications District	25% Mandated Distribution	\$14 million and CR ROF	Dispatch Training/ GIS Maint.	GIS/TIPS (effective 7/1/11)	Total ROF	Emergency Communications District	25% Mandated Distribution	\$14 million and CR ROF	Dispatch Training/ GIS Maint.	GIS/TIPS (effective 7/1/11)	Total ROF
Anderson	90,134	167,153	26,000		193,153	Knox	997,110	1,269,919	130,000		1,399,919
Bedford	98,100	167,153	22,000		189,153	Lafollette	20,687	124,109	18,000		142,109
Benton	43,162	142,791	18,000		160,791	Lake	20,760	124,109	18,000		142,109
Bledsoe	32,278	124,109	18,000		142,109	Lauderdale	70,734	142,791	18,000		160,791
Blount	276,200	345,095	30,000		375,095	Lawrence	104,208	167,153	26,000		193,153
Bradley	229,590	265,803	42,000		307,803	Lewis	29,668	124,109	18,000		142,109
Brentwood	61,192	167,153	22,000		189,153	Lincoln	81,798	167,153	18,000		185,153
Bristol	64,783	142,791	26,000		168,791	Loudon	102,015	167,153	26,000		193,153
Campbell	83,333	167,153	18,000		185,153	Macon	53,208	142,791	34,000		176,791
Cannon	33,476	124,109	22,000		146,109	Madison	239,696	265,803	38,000		303,803
Carroll	76,930	142,791	26,000		168,791	Marion	72,496	142,791	22,000		164,791
Carter	148,098	188,855	22,000		210,855	Marshall	69,862	142,791	26,000		168,791
Cheatham	93,731	167,153	22,000		189,153	Maury	181,391	265,803	30,000		295,803
Chester	40,560	142,791	18,000		160,791	McMinn	127,930	188,855	26,000		214,855
Claiborne	77,940	167,153	26,000		193,153	McNairy	64,345	142,791	22,000		164,791
Clay	20,818	124,109	18,000		142,109	Meigs	28,935	124,109	18,000		142,109
Clinton	24,558	124,109	18,000		142,109	Monroe	101,689	167,153	26,000		193,153
Cocke	87,605	167,153	18,000		185,153	Montgomery	351,747	345,095	50,000		395,095
Coffee	125,317	188,855	26,000		214,855	Moore	14,982	124,109	18,000		142,109
Crockett	37,929	124,109	18,000		142,109	Morgan	51,566	142,791	22,000		164,791
Cumberland	122,154	188,855	34,000		222,855	Oak Ridge	71,481	142,791	18,000		160,791
Davidson	1,487,426	1,269,919	174,000		1,443,919	Obion	84,695	167,153	22,000		189,153
Decatur	30,618	124,109	18,000		142,109	Overton - Pickett	65,415	255,006	40,000		295,006
DeKalb	45,474	142,791	22,000		164,791	Perry	19,917	124,109	18,000		142,109
Dickson	112,638	167,153	26,000		193,153	Polk	41,891	142,791	18,000		160,791
Dyer	97,299	167,153	42,000		209,153	Putnam	162,643	188,855	34,000		222,855
Fayette	75,184	167,153	22,000		189,153	Rhea	74,125	142,791	26,000		168,791
Fentress	43,392	142,791	22,000		164,791	Roane	135,486	188,855	26,000		214,855
Franklin	102,495	167,153	26,000		193,153	Robertson	142,071	188,855	34,000		222,855
Gibson	125,678	167,153	26,000		193,153	Rutherford	475,083	345,095	98,000		443,095
Giles	76,857	142,791	22,000		164,791	Scott	55,142	142,791	18,000		160,791
Grainger	53,920	142,791	22,000		164,791	Sequatchie	29,676	124,109	18,000		142,109
Greene	164,194	188,855	22,000		210,855	Sevier	185,755	265,803	50,000		315,803
Grundy	37,407	124,109	18,000		142,109	Shelby	2,342,418	1,269,919	254,000		1,523,919
Hamblen	151,715	188,855	30,000		218,855	Smith	46,229	142,791	26,000		168,791
Hamilton	803,614	1,269,919	166,000		1,435,919	Stewart	32,286	124,109	18,000		142,109
Hancock	17,712	124,109	18,000		142,109	Sullivan	217,472	265,803	30,000		295,803
Hardeman	73,355	142,791	18,000		160,791	Sumner	340,474	345,095	74,000		419,095
Hardin	66,759	142,791	18,000		160,791	Tipton	133,818	188,855	30,000		218,855
Hawkins	139,800	188,855	22,000		210,855	Trousdale	18,946	124,109	18,000		142,109
Haywood	51,671	142,791	22,000		164,791	Unicoi	46,111	142,791	18,000		160,791
Henderson	66,613	142,791	22,000		164,791	Union	46,479	142,791	18,000		160,791
Henry	81,211	167,153	22,000		189,153	Van Buren	14,376	124,109	18,000		142,109
Hickman	58,190	142,791	18,000		160,791	Warren	99,901	167,153	34,000		201,153
Houston	21,110	124,109	18,000		142,109	Washington	279,789	345,095	50,000		395,095
Humphreys	46,795	142,791	22,000		164,791	Wayne	43,958	142,791	18,000		160,791
Jackson	28,668	124,109	18,000		142,109	Weakley	91,077	167,153	34,000		201,153
Jefferson	115,608	167,153	26,000		193,153	White	60,297	142,791	22,000		164,791
Johnson	45,673	142,791	18,000		160,791	Williamson	269,336	345,095	78,000		423,095
Kingsport	117,203	167,153	34,000		201,153	Wilson	231,793	345,095	22,000		367,095
Grand Total	14,849,132	21,600,024	3,230,000		24,830,024						

TENNESSEE EMERGENCY COMMUNICATIONS BOARD
Recurring Funds (Mandated and ROF) Paid to ECDs From 7/1/01 Through 6/30/11

Dispaatch Training /GIS Maint. includes old Rural Dispatcher and GIS Mapping Maintenance grants.

Emergency Communications District	25% Mandated Distribution	\$14 million and CR ROF	Dispatch Training/ GIS Maint.	GIS/TIPS (effective 7/1/11)	Total ROF	Emergency Communications District	25% Mandated Distribution	\$14 million and CR ROF	Dispatch Training/ GIS Maint.	GIS/TIPS (effective 7/1/11)	Total ROF
Anderson	675,336	615,013	67,425		1,357,774	Knox	7,455,920	5,120,043	324,575		12,900,538
Bedford	730,355	615,013	158,575		1,503,943	Lafollette	155,194	438,915	151,425		745,534
Benton	322,832	515,777	56,000		894,609	Lake	165,978	438,915	153,692		758,584
Bledsoe	239,900	438,915	158,357		837,171	Lauderdale	528,518	515,777	120,575		1,164,870
Blount	2,056,730	1,339,872	130,000		3,526,602	Lawrence	779,476	615,013	136,575		1,531,063
Bradley	1,712,389	1,016,870	126,494		2,855,753	Lewis	222,554	438,915	140,575		802,043
Brentwood	492,317	615,013	84,000		1,191,330	Lincoln	622,907	615,013	164,274		1,402,194
Bristol	487,023	515,777	62,000		1,064,799	Loudon	759,052	615,013	160,768		1,534,833
Campbell	622,680	615,013	120,575		1,358,268	Macon	395,613	515,777	222,575		1,133,965
Cannon	249,338	438,915	165,233		853,486	Madison	1,789,013	1,016,870	131,425		2,937,307
Carroll	577,208	515,777	225,729		1,318,714	Marion	542,636	515,777	128,575		1,186,988
Carter	1,109,397	703,425	84,000		1,896,822	Marshall	519,981	515,777	72,000		1,107,758
Cheatham	695,493	615,013	138,575		1,449,081	Maury	1,348,728	1,016,870	110,000		2,475,597
Chester	302,265	515,777	145,452		963,494	McMinn	955,870	703,425	157,370		1,816,665
Claiborne	582,671	615,013	206,575		1,404,258	McNairy	482,060	515,777	213,452		1,211,289
Clay	155,941	438,915	176,000		770,856	Meigs	214,278	438,915	121,316		774,509
Clinton	185,102	438,915	46,000		670,017	Monroe	756,123	615,013	172,000		1,543,136
Cocke	654,635	615,013	90,877		1,360,525	Montgomery	2,625,417	1,339,872	164,575		4,129,865
Coffee	934,802	703,425	146,575		1,784,802	Moore	111,631	438,915	161,808		712,353
Crockett	284,460	438,915	118,717		842,092	Morgan	385,510	515,777	134,000		1,035,287
Cumberland	905,624	703,425	188,000		1,797,049	Oak Ridge	538,443	515,777	26,000		1,080,220
Davidson	11,134,363	5,120,043	392,575		16,646,982	Obion	637,222	615,013	134,000		1,386,235
Decatur	229,145	438,915	205,452		873,512	Overton - Pickett	489,333	936,853	398,658		1,824,844
DeKalb	338,952	515,777	198,877		1,053,606	Perry	148,975	438,915	205,452		793,341
Dickson	838,763	615,013	169,185		1,622,961	Polk	312,676	515,777	60,575		889,028
Dyer	730,101	615,013	206,055		1,551,169	Putnam	1,212,039	703,425	132,575		2,048,039
Fayette	562,871	615,013	186,580		1,364,464	Rhea	553,930	515,777	177,808		1,247,515
Fentress	324,532	515,777	208,877		1,049,186	Roane	1,015,056	703,425	116,575		1,835,056
Franklin	766,671	615,013	42,000		1,423,684	Robertson	1,054,614	703,425	82,575		1,840,614
Gibson	931,080	615,013	142,000		1,688,093	Rutherford	3,536,137	1,339,872	230,575		5,106,585
Giles	574,533	515,777	190,549		1,280,859	Scott	412,070	515,777	180,575		1,108,421
Grainger	429,587	515,777	176,521		1,121,885	Sequatchie	220,527	438,915	150,960		810,402
Greene	1,228,475	703,425	44,000		1,975,900	Sevier	1,374,982	1,016,870	150,000		2,541,852
Grundy	280,643	438,915	157,233		876,791	Shelby	17,561,252	5,120,043	498,000		23,179,295
Hamblen	1,133,716	703,425	120,000		1,957,141	Smith	343,943	515,777	122,000		981,720
Hamilton	6,027,236	5,120,043	396,575		11,543,854	Stewart	239,724	438,915	166,000		844,638
Hancock	133,383	438,915	181,425		753,722	Sullivan	1,632,333	1,016,870	124,575		2,773,778
Hardeman	547,157	515,777	205,452		1,268,386	Sumner	2,532,070	1,339,872	208,000		4,079,943
Hardin	499,149	515,777	152,658		1,167,584	Tipton	991,509	703,425	102,494		1,797,428
Hawkins	1,042,307	703,425	104,000		1,849,732	Trousdale	141,111	438,915	50,575		630,600
Haywood	388,849	515,777	165,233		1,069,859	Unicoi	346,042	515,777	176,302		1,038,121
Henderson	497,762	515,777	144,302		1,157,841	Union	345,168	515,777	156,000		1,016,944
Henry	608,100	615,013	168,575		1,391,688	Van Buren	107,503	438,915	170,877		717,295
Hickman	431,663	515,777	190,575		1,138,014	Warren	746,225	615,013	170,055		1,531,293
Houston	157,740	438,915	177,233		773,887	Washington	2,089,819	1,339,872	164,575		3,594,267
Humphreys	350,034	515,777	213,452		1,079,263	Wayne	327,642	515,777	60,575		903,994
Jackson	213,935	438,915	170,466		823,316	Weakley	682,616	615,013	192,575		1,490,204
Jefferson	857,266	615,013	116,575		1,588,854	White	450,610	515,777	183,891		1,150,278
Johnson	339,555	515,777	185,452		1,040,784	Williamson	1,995,420	1,339,872	166,000		3,501,293
Kingsport	878,668	615,013	132,575		1,626,256	Wilson	1,733,805	1,339,872	84,000		3,157,678
Grand Total							111,041,992	81,400,038	15,823,988		208,266,018

**TENNESSEE EMERGENCY COMMUNICATIONS BOARD
REIMBURSEMENTS TO ECDS FOR FISCAL YEAR 2011**

All amounts are rounded to the nearest dollar.

Other includes Master Clocks, ANI/ALI Trunk Lines, Catastrophe, and Trainer of Trainers

Emergency Communications District	Essential Equipment	Controller and NG911	Other	Total	Emergency Communications District	Essential Equipment	Controller and NG911	Other	Total
Anderson					Knox				
Bedford					Lafollette				
Benton					Lake				
Bledsoe		143,458	2,880	146,338	Lauderdale	43,446			43,446
Blount					Lawrence			5,280	5,280
Bradley					Lewis				
Brentwood	150,000	213,077		363,077	Lincoln		230,951	5,000	235,951
Bristol					Loudon		208,487		208,487
Campbell	61,755	220,845	10,280	292,880	Macon		168,546	2,725	171,271
Cannon			2,226	2,226	Madison				
Carroll			5,160	5,160	Marion		184,225		184,225
Carter					Marshall				
Cheatham					Maury				
Chester					McMinn		134,779		134,779
Claiborne					McNairy	4,989		9,820	14,809
Clay			1,594	1,594	Meigs				
Clinton	91,861		5,000	96,861	Monroe				
Cocke	39,445			39,445	Montgomery				
Coffee					Moore				
Crockett					Morgan	5,925			5,925
Cumberland		201,070		201,070	Oak Ridge				
Davidson					Obion				
Decatur			9,576	9,576	Overton-Pickett		195,621	1,728	197,349
Dekalb	19,477		9,374	28,851	Perry			5,753	5,753
Dickson		34,553		34,553	Polk				
Dyer		204,396		204,396	Putnam				
Fayette		109,944		109,944	Rhea				
Fentress			2,504	2,504	Roane				
Franklin					Robertson				
Gibson					Rutherford				
Giles					Scott	32,436		5,435	37,871
Grainger			11,991	11,991	Sequatchie				
Greene					Sevier				
Grundy		112,931		112,931	Shelby				
Hamblen					Smith		156,690		156,690
Hamilton					Stewart	7,300			7,300
Hancock					Sullivan				
Hardeman					Sumner		416,104		416,104
Hardin	102,335			102,335	Tipton		236,573		236,573
Hawkins					Trousdale		136,434		136,434
Haywood	150,000	205,492		355,492	Unicoi				
Henderson					Union	4,332			4,332
Henry					Van Buren		124,294		124,294
Hickman					Warren				
Houston					Washington				
Humphreys					Wayne			3,804	3,804
Jackson					Weakley		194,887		194,887
Jefferson		203,428		203,428	White	148,020			148,020
Johnson					Williamson				
Kingsport					Wilson		321,055		321,055
Grand Totals						861,322	4,357,840	100,131	5,319,293

**TENNESSEE EMERGENCY COMMUNICATIONS BOARD
REIMBURSEMENTS TO ECDS From 7/1/01 Through 6/30/11**

All amounts are rounded to the nearest dollar.

Other includes Master Clock, Wireless trunk lines, Dispatcher training reimbursements, Trainer of Trainers, Catastrophe and miscellaneous.

Emergency Communications District	Essential Equipment	Controller and NG911	GIS Startup and Other Startup	Other	Total Non-recurring	Emergency Communications District	Essential Equipment	Controller and NG911	GIS Startup and Other Startup	Other	Total Non-recurring
Anderson	-	-	50,000	-	50,000	Knox	150,000	40,000	50,000	103,959	343,959
Bedford	150,000	40,000	50,000	5,050	245,050	LaFollette	150,000	40,000	50,000	5,000	245,000
Benton	-	-	7,091	1,900	8,991	Lake	132,695	-	116,355	11,787	260,837
Bledsoe	150,000	183,458	158,545	21,728	513,731	Lauderdale	148,253	222,260	50,000	5,766	426,279
Blount	150,000	40,000	50,000	14,349	254,349	Lawrence	150,000	40,000	43,800	42,950	276,750
Bradley	150,000	-	50,000	32,238	232,238	Lewis	150,000	185,734	50,000	4,954	390,688
Brentwood	150,000	213,077	50,000	5,703	418,780	Lincoln	74,621	230,951	50,000	9,795	365,366
Bristol	150,000	-	22,822	31,210	204,032	Loudon	150,000	248,487	50,000	55,740	504,227
Campbell	149,414	220,845	50,000	33,164	453,423	Macon	154,673	206,152	50,000	16,473	427,298
Cannon	131,097	40,000	50,000	23,569	244,666	Madison	150,000	40,000	50,000	21,795	261,795
Carroll	76,865	40,000	50,000	113,502	280,367	Marion	94,557	222,882	50,000	5,000	372,439
Carter	150,000	40,000	53,769	22,374	266,143	Marshall	27,301	40,000	50,000	5,000	122,301
Cheatham	49,239	-	50,000	5,968	105,207	Maury	150,000	40,000	50,000	17,009	257,009
Chester	145,427	-	46,812	4,954	197,193	McMinn	150,000	174,779	50,000	14,471	389,251
Claiborne	141,313	40,000	50,000	16,911	248,224	McNairy	144,537	-	49,837	20,536	214,910
Clay	150,000	40,000	50,000	15,315	255,315	Meigs	116,152	-	150,000	5,836	271,988
Clinton	91,861	41,009	50,000	11,303	194,173	Monroe	150,000	-	50,000	10,834	210,834
Cocke	132,168	194,806	50,000	-	376,975	Montgomery	150,000	465,102	50,000	61,509	726,610
Coffee	150,000	-	50,000	17,866	217,866	Moore	36,608	-	50,000	5,000	91,608
Crockett	150,000	192,899	50,000	8,972	401,872	Morgan	102,092	40,000	50,000	5,000	197,092
Cumberland	150,000	241,070	50,000	5,000	446,070	Oak Ridge	-	-	42,374	-	42,374
Davidson	150,000	40,000	50,000	443,320	683,320	Obion	150,000	40,000	50,000	19,918	259,918
Decatur	149,997	40,000	50,000	54,325	294,322	Overton-Pickett	300,000	376,740	100,000	27,625	804,365
Dekalb	105,713	39,950	49,357	20,323	215,343	Perry	150,000	40,000	150,000	34,139	374,139
Dickson	150,000	74,553	50,000	31,318	305,871	Polk	92,888	40,000	50,000	4,975	187,863
Dyer	150,000	244,396	50,000	7,085	451,481	Putnam	150,000	301,075	50,000	18,125	519,200
Fayette	150,000	149,944	55,680	18,467	374,091	Rhea	150,000	40,000	50,000	10,556	250,556
Fentress	150,000	40,000	50,000	27,456	267,456	Roane	166,355	40,000	50,000	13,252	269,607
Franklin	26,628	-	50,000	7,937	84,565	Robertson	150,000	-	-	-	150,000
Gibson	150,000	14,981	50,000	6,759	221,740	Rutherford	150,000	40,000	50,000	46,112	286,112
Giles	150,000	-	50,000	1,571	201,571	Scott	86,716	40,000	50,000	34,035	210,752
Grainger	150,000	19,320	150,000	101,250	420,570	Sequatchie	150,000	40,000	150,000	22,682	362,682
Greene	150,000	40,000	50,000	10,086	250,086	Sevier	150,000	40,000	50,000	29,736	269,736
Grundy	17,145	112,931	150,000	7,504	287,580	Shelby	150,000	40,000	-	7,760	197,760
Hamblen	150,000	40,000	50,000	5,000	245,000	Smith	142,212	196,690	57,788	6,826	403,516
Hamilton	150,000	-	50,000	469,239	669,239	Stewart	21,295	-	48,963	5,000	75,258
Hancock	150,000	40,000	50,000	5,000	245,000	Sullivan	138,097	40,000	50,000	18,079	246,176
Hardeman	150,000	40,000	49,968	5,000	244,968	Sumner	150,000	456,104	49,220	9,199	664,523
Hardin	150,000	40,000	50,000	4,999	244,998	Tipton	150,000	276,573	49,500	29,874	505,947
Hawkins	143,674	40,000	50,000	15,604	249,278	Trousdale	150,000	176,434	50,000	3,380	379,814
Haywood	150,000	205,492	49,327	-	404,819	Unicoi	149,793	40,000	50,000	14,899	254,692
Henderson	129,613	40,000	50,000	5,000	224,613	Union	150,000	39,400	50,000	26,306	265,706
Henry	150,000	40,000	50,000	5,000	245,000	Van Buren	122,443	166,784	142,706	3,291	435,224
Hickman	98,598	40,000	49,457	4,998	193,053	Warren	147,976	40,000	50,000	4,914	242,890
Houston	133,676	-	50,000	5,000	188,676	Washington	150,000	40,000	50,000	57,444	297,444
Humphreys	150,000	200,590	50,000	5,000	405,590	Wayne	137,417	11,053	50,000	23,291	221,761
Jackson	150,000	40,000	50,000	169,795	409,795	Weakley	150,000	232,141	47,280	84,707	514,128
Jefferson	92,569	243,428	50,000	35,993	421,991	White	148,020	-	47,075	5,000	200,095
Johnson	150,000	39,978	49,982	5,000	244,960	Williamson	149,406	-	50,000	26,769	226,175
Kingsport	143,315	40,000	50,000	21,827	255,142	Wilson	150,000	361,055	50,000	12,000	573,055
Totals	13,192,421	8,863,123	5,637,707	2,919,240	30,612,490						

**Tennessee Emergency Communications Board
Fiscal Year 2010 Audit Findings
Counts and Categories of Audit Findings Reported**

ECD	Total	Tenn. Code Annotated	GAAP Standards	Revenue Standards	TECB Policies	ECD Policies	Internal Controls
Anderson	0						
Bedford	0						
Benton	1						1
Bledsoe	0						
Blount	1						1
Bradley	1	1					
Brentwood	0						
Bristol	0						
Campbell	0						
Cannon	1						1
Carroll	0						
Carter	2			1			1
Cheatham	0						
Chester	0						
Claiborne	0						
Clay	3		1				2
Clinton	1						1
Cocke	0						
Coffee	0						
Crockett	2	1					1
Cumberland	1	1					
Davidson	2		1				1
Decatur	1		1				
DeKalb	0						
Dickson	2	1					1
Dyer	2	1					1
Fayette	0						
Fentress	0						
Franklin	2	1	1				
Gibson	0						
Giles	3	2					1
Grainger	0						
Greene	0						
Grundy	4	1	1				2
Hamblen	0						
Hamilton	1		1				
Hancock	0						
Hardeman	0						
Hardin	1	1					
Hawkins	3	1	1				1
Haywood	1	1					
Henderson	1		1				
Henry	0						
Hickman	1						1
Houston	4	2					2
Humphreys	0						
Jackson	3	1	1				1
Jefferson	0						
Johnson	5	3		1			1
Kingsport	1	1					

**Tennessee Emergency Communications Board
Fiscal Year 2010 Audit Findings
Counts and Categories of Audit Findings Reported**

ECD	Total	Tenn. Code Annotated	GAAP Standards	Revenue Standards	TECB Policies	ECD Policies	Internal Controls
Knox	0						
LaFollette	1		1				
Lake	5	3		1			1
Lauderdale	3	1				1	1
Lawrence	1						1
Lewis	1						1
Lincoln	2	2					
Loudon	0						
Macon	0						
Madison	0						
Marion	0						
Marshall	1		1				
Maury	0						
McMinn	1	1					
McNairy	2		1				1
Meigs	3	2					1
Monroe	0						
Montgomery	2	1	1				
Moore	2	1					1
Morgan	0						
Oak Ridge	0						
Obion	1						1
Overton-Pickett	2	1		1			
Perry	1						1
Polk	2	1					1
Putnam	0						
Rhea	0						
Roane	0						
Robertson	1		1				
Rutherford	0						
Scott	1						1
Sequatchie	4	1	1			1	1
Sevier	0						
Shelby	2		1				1
Smith	0						
Stewart	0						
Sullivan	0						
Sumner	1	1					
Tipton	1	1					
Trousdale	0						
Unicoi	1						1
Union	3						3
Van Buren	1	1					
Warren	2	1				1	
Washington	1		1				
Wayne	1	1					
Weakley	0						
White	1		1				
Williamson	0						
Wilson	0						
Total	100	38	18	4	0	3	37

**Tennessee Emergency Communications Board
Fiscal Year 2010 Audit Findings by Description**

ECD		/ / / / / / / / / / / / / / / /													
		Total Findings	Inappropriate use of funds	Reconcile to General Ledger	Expenses exceed Budget	Segregation of Duties	Double Entry Bookkeeping	Collateralization	3-day Deposit	Surety Bond Keeping (G/L)	One signature on the checks	Policy & Procedures on the checks	Adopt Uniform Chart of Accounts	Deficiencies Recording Transactions	Inadequate Supporting Documentation
Anderson	0														
Bedford	0														
Benton	1			1											
Bledsoe	0														
Blount	1												1		
Bradley	1			1											
Brentwood	0														
Bristol	0														
Campbell	0														
Cannon	1			1											
Carroll	0														
Carter	2										1	1			
Cheatham	0														
Chester	0														
Claiborne	0														
Clay	3			1	1					1					
Clinton	1									1					
Cocke	0														
Coffee	0														
Crockett	2			1	1										
Cumberland	1			1											
Davidson	2					1				1					
Decatur	1					1									
DeKalb	0														
Dickson	2			1	1										
Dyer	2			1	1										
Fayette	0														
Fentress	0														
Franklin	2			1	1										
Gibson	0														
Giles	3			1	1			1							
Grainger	0														
Greene	0														

**Tennessee Emergency Communications Board
Fiscal Year 2010 Audit Findings by Description**

ECD	Total Findings	Findings by Description													
		Inappropriate use of funds	Reconcile to General Ledger	Expenses exceed Budget	Segregation of Duties	Double Entry Bookkeeping	Collateralization	3-day Deposit	Surety Bond Keeping (G/L)	One signature on the checks	Policy & Procedures not established and maintained	Adopt Uniform Chart of Accounts	Deficiencies Recording Transactions	Inadequate Supporting Documentation	Street Signs
Grundy	4		1		1				1	1					
Hamblen	0														
Hamilton	1	1													
Hancock	0														
Hardeman	0														
Hardin	1		1												
Hawkins	3		1						1		1				
Haywood	1		1												
Henderson	1										1				
Henry	0														
Hickman	1			1											
Houston	4			1		1		1			1				
Humphreys	0														
Jackson	3		1						1		1				
Jefferson	0														
Johnson	5	1	1	1					1		1				
Kingsport	1		1												
Knox	0														
LaFollette	1										1				
Lake	5		1	1			1	1			1				
Lauderdale	3		1						1				1		
Lawrence	1			1											
Lewis	1			1											
Lincoln	2		1			1									
Loudon	0														
Macon	0														
Madison	0														
Marion	0														
Marshall	1			1											
Maury	0														
McMinn	1		1												
McNairy	2			1	1										
Meigs	3		1					1	1						
Monroe	0														
Montgomery	2		1								1				

**Tennessee Emergency Communications Board
Fiscal Year 2010 Audit Findings by Description**

ECD	Total Findings														
	Inappropriate use of funds	Reconcile to General Ledger	Expenses exceed Budget	Segregation of Duties	Double Entry Bookkeeping	Collateralization	3-day Deposit	Surety Bookkeeping (G/L)	One signature on the checks	Policy & Procedures not established and maintained	Adopt Uniform Chart of Accounts	Deficiencies Recording Transactions	Inadequate Supporting Documentation	Street Signs	
Moore	2			1	1										
Morgan	0														
Oak Ridge	0														
Obion	1				1										
Overton-Pickett	2	1		1											
Perry	1				1										
Polk	2			1	1										
Putnam	0														
Rhea	0														
Roane	0														
Robertson	1					1									
Rutherford	0														
Scott	1				1										
Sequatchie	4			1		1			1		1				
Sevier	0														
Shelby	2					1					1				
Smith	0														
Stewart	0														
Sullivan	0														
Sumner	1														1
Tipton	1				1										
Trousdale	0														
Unicoi	1				1										
Union	3				1						1		1		
Van Buren	1			1											
Warren	2			1					1						
Washington	1					1									
Wayne	1			1											
Weakley	0														
White	1					1									
Williamson	0														
Wilson	0														
Total	100	1	2	27	23	10	2	2	3	2	11	2	11	3	1

**Tennessee Emergency Communications Board
Comments on Landline Rate Changes and Status
As of June 30, 2011**

ECD	Date Change Requested	Date Board Approved	Description of Change or Action
Bedford	4/20/2006	6/22/2006 9/24/2009	Rates increased to \$1.50/\$3.00. Rates extended through September 2012.
Bledsoe	6/17/2004	7/16/2004 4/19/2007 9/16/2010	Rates raised to \$1.50/\$3.00; effective through June 30, 2006, subject to reconsideration if legislative changes to ECB funding structure occur after completion of TACIR study in 2006.* Rates extended through April 2010. Rates extended through September 2011.
Blount	8/3/2004	11/5/2004 4/19/2007 5/20/2010	Rates raised to \$1.50/\$3.00; effective through June 30, 2006, subject to reconsideration if legislative changes to ECB funding structure occur after completion of TACIR study in 2006.* Rates extended through April 2010. Rates extended through May 2013.
Bradley	3/28/2001	10/29/2001 10/31/2006 11/19/2009	Rates phased-in over 3 years (1 st yr. - \$.99/\$2.40) (2 nd yr. - \$1.33/\$2.80) (3 rd yr. - \$1.50/\$3.00). Absent request for extension, on July 1, 2006 rates revert to \$.65/\$2.00. Rates of \$1.50/\$3.00 extended through October 2009. Rates extended through November 2013.
Brentwood	4/23/2010	5/20/2010	Rates raised to \$1.50/\$3.00; effective through May 20, 2013.
Campbell		April 2001 June 2006 January 2008 9/24/2009	Deemed financially distressed; rates raised to \$1.15/\$2.50. Rates increased to \$1.50/\$3.00. Released from financial distress status. Rates extended through September 2012.
Cannon	3/19/2007	4/19/2007 5/20/2010	Rates increased from \$.65/\$2.00 to \$1.50/\$3.00; effective through April 2010. Rates extended through May 2013.
Carter	Oct. 10, 2005	11/10/2005 11/22/2008	Rates increased to \$1.50/\$3.00 beginning January 1, 2006; effective through June 30, 2008. Rates extended through November 2011.
Cheatham	4/9/2003	8/14/2003 9/28/2006 9/16/2010	Rates conditionally raised to \$1.15/\$2.50; effective through June 30, 2006.** Increased rates extended through September 2009. Increased rates extended through September 2013.
Clay	7/29/2008	8/28/2008	Rates increased from \$.65/\$2.00 to \$1.50/\$3.00; effective through August 2011.
Cocke		April 2001 June 2001 July 2004 11/19/2009	Deemed financially distressed in April 2001. Rates raised to \$1.15/\$2.50 in June 2001. 2 consecutive years of positive cash flow remediated distressed status. Rates of \$1.15/\$2.50 extended through November 2012.
Cumberland	11/1/2000	7/19/2001 5/27/2004 1/24/2008 11/18/2010	Rates raised to \$1.40/\$2.75 with conditions; effective through June 30, 2004; July 1, 2004 rates revert to \$.65/\$2.00.** Extended rates through June 30, 2007, subject to reconsideration if legislative changes to ECB funding structure occur after completion of TACIR study in 2006.* Increased rates extended through January 2011. Increased rates extended through November 2013.
DeKalb	2/10/2011	5/19/2011	Rates increased from \$.65/\$2.00 to \$1.50/\$3.00, effective through May 2014.
Fayette	9/20/2007	10/25/2007 9/16/2010	Rates increased from \$.65/\$2.00 to \$1.50/\$3.00, effective through October 2010. Rates extended through November 2013.
Gibson	12/19/2002	1/15/2003 10/31/2006 11/19/2009	Rates raised to \$1.50/\$3.00; effective through June 30, 2006, with conditions.** Increased rates extended through October 2009. Rates extended through November 2012.
Giles	6/20/2005	7/28/2005 October 2007 1/24/2008 2/3/2011	Deemed financially distressed and rates raised to \$1.50/\$3.00. Released from distressed status. Rates extended through January 2011. Rates extended through February 2014.
Grainger	12/3/2004	1/13/2005 2/22/2007 2/18/2010	Rates raised to \$1.50/\$3.00; effective through June 30, 2006, subject to reconsideration if legislative changes to ECB funding structure occur after completion of TACIR study in 2006.* Rates extended through February 2010. Rates extended through February 2013.

* No legislative changes occurred and rates remained as authorized by TECB.

** All conditions were met and rates remained as authorized by TECB.

**Tennessee Emergency Communications Board
Comments on Landline Rate Changes and Status
As of June 30, 2011**

ECD	Date Change Requested	Date Board Approved	Description of Change or Action
Grundy	4/12/2008	5/14/2008 5/19/2011	Rates increased from \$.65/\$2.00 to \$1.50/\$3.00; effective through May 2011. Rates extended through May 2014.
Hamblen	7/28/2004	9/10/2004 2/22/2007 2/18/2010	Rates phase-in over a 2 year period (1st yr.- \$1.00/\$2.50) (2nd yr.- \$1.25/\$2.75); effective July 1, 2004. Year 1 is effective through June 30, 2006, subject to conditions** and reconsideration if legislative changes to ECB funding structure occur after completion of TACIR study in 2006.* Rates extended through February 2010. Rates extended through February 2013.
Hamilton	5/2/2001 6/24/2004	N/A 3/17/2005 5/14/2008	Applied for rate increase then withdrew request. Rates raised to \$1.50/\$3.00; effective through June 30, 2006, subject to reconsideration if legislative changes to ECB funding structure occur after completion of TACIR study in 2006.* Rates extended through May 2011.
Hancock		4/20/2006	Deemed financially distressed; rates raised to \$1.50/\$3.00.
Hawkins		2/20/2001 July 2003 09/16/10	Deemed financially distressed; rates raised to \$.90/\$2.25. 2 consecutive years of positive cash flow remediated distressed status. Rates extended through September 2013.
Houston	6/13/2004	9/10/2004 2/22/2007 2/18/2010	Rates raised to \$1.50/\$3.00; effective through June 30, 2006, subject to reconsideration if legislative changes to ECB funding structure occur after completion of TACIR study in 2006.* Rates extended through February 2010. Rates extended through February 2013.
Humphreys	4/11/2001	10/30/2001 3/17/2005 1/24/2008 11/18/2010	Rates raised to \$1.50/\$3.00; effective through June 30, 2005, with conditions. Extended through June 30, 2007, subject to reconsideration if legislative changes to ECB funding structure occur after completion of TACIR study in 2006.* Rates extended through January 2011. Rates extended through November 2013.
Jackson	11/1/2000	6/8/2001 April 2006 4/19/2007 6/30/2010	Rates raised to \$1.50/\$3.00 in April 2001 with conditions.** Deemed distressed. Rates extended through April 2010. Remains in Distressed Status.
Jefferson	8/13/2002	1/15/2003 9/24/2009	Rates raised to \$1.50/\$3.00; effective through June 30, 2006, with conditions.** Rates extended through September 2012.
Johnson	5/17/2004	5/27/2004 5/14/2008 5/19/2011	Residential rate (only) raised to \$1.00; effective through June 30, 2007, subject to reconsideration if legislative changes to ECB funding structure occur after completion of TACIR study in 2006.* Rate extended through May 2011. Rates extended through May 2014.
Knox	9/21/2007	10/25/2007 11/18/2010	Rates increased from \$.65/\$2.00 to \$1.50/\$3.00, effective through October 2010. Rates extended through November 2013.
LaFollette	4/27/2006	6/22/2006 9/24/2009	Rates increased to \$1.50/\$3.00. Rates extended through September 2012.
Lawrence	4/9/2003	8/14/2003 11/19/2009	Rates raised to \$1.50/\$3.00; effective through June 30, 2006, with conditions.** Rates extended through November, 2012.
Macon	8/13/2010	9/16/2010	Rates increased to \$1.50/\$3.00, effective through September 2013.
Marshall	11/23/2004	1/13/2005 1/24/2008 2/3/2011	Rates raised to \$1.50/\$3.00; effective through June 30, 2006, subject to reconsideration if legislative changes to ECB funding structure occur after completion of TACIR study in 2006.* Rates extended through January 2011. Rates extended through February 2014.
Maury	Sept. 26 2002	8/14/2003 8/28/2008	Rates raised to \$1.00/\$2.35; effective through June 30, 2006, with conditions.** Rates increased to \$1.50/\$3.00, effective through August 2011.

* No legislative changes occurred and rates remained as authorized by TECB.

** All conditions were met and rates remained as authorized by TECB.

**Tennessee Emergency Communications Board
Comments on Landline Rate Changes and Status
As of June 30, 2011**

ECD	Date Change Requested	Date Board Approved	Description of Change or Action
McNairy		January 2001 June 2001 July 2003 8/28/2008	Deemed financially distressed. Rates increased to \$1.15/\$2.50. 2 consecutive years positive change in net assets remediated distressed status. Rates extended through August 2011.
Meigs	5/5/2005	7/28/2005 11/20/2008	Rates raised to \$1.50/\$3.00; effective through June 30, 2006, subject to reconsideration if legislative changes to ECB funding structure occur after completion of TACIR study in 2006.* Rates extended through November 2011.
Montgomery	5/17/2001	10/30/2001 11/19/2009	Rates raised to \$1.50/\$3.00; effective through June 30, 2006, with conditions.** Rates extended through November, 2012.
Morgan		April 2002 July 2004 11/10/2005 5/14/2008 5/19/2011	Deemed financially distressed and rates raised to \$1.50/\$3.00. 2 consecutive years positive cash flow remediated distressed status. Rates extended through November 2008. Rates extended through May 2011. Rates extended through May 2014.
Oak Ridge	10/24/2002	1/15/2003 11/19/2009	Rates raised to \$1.50/\$3.00; effective through June 30, 2006, with conditions.** Rates extended through November, 2012.
Overton	3/1/2001	10/29/2001 5/14/2008 5/19/2011	Rates raised to \$1.50/\$3.00 with Pickett merger. Rates extended through May 2011. Rates extended through May 2014.
Perry	4/27/2006	6/22/2006 9/24/2009	Rates increased to \$1.50/ \$3.00 on June 22, 2006. Rates extended through September 2012.
Pickett		December 2000 October 2001	Deemed financially distressed. Merged with Overton County ECD and Pickett County ECD ceased to exist.
Polk		April 2006 July 2008	Deemed financially distressed. Rates remain at statutory minimum. 2 consecutive years positive cash flow remediated distressed status.
Rhea	3/20/2001	1/31/2002 3/17/2005 1/24/2008 11/18/2010	Rates raised to \$1.50/\$3.00 effective May 2002 thru June 30, 2005. On July 1, 2005, shall revert to \$0.75/\$2.10. Increased rates extended through June 30, 2007, subject to reconsideration if legislative changes to ECB funding structure occur after completion of TACIR study in 2006.* Rates extended through January 2011. Rates extended through November 2013.
Roane	3/23/2004	5/27/2004 1/24/2008 2/3/2011	Rates raised to \$1.50/\$3.00; effective through June 30, 2007, subject to reconsideration if legislative changes to ECB funding structure occur after completion of TACIR study in 2006.* Rates extended through January 2011. Rates extended through February 2014.
Robertson	3/9/2005	5/26/2005 1/24/2008 2/3/2011	Rates raised to \$1.50/\$3.00; effective through June 30, 2006, subject to reconsideration if legislative changes to ECB funding structure occur after completion of TACIR study in 2006.* Rates extended through January 2011. Rates extended through November 2013.
Sequatchie	6/28/2005	7/27/2005 8/28/2008	Rates raised to \$1.50/\$3.00; effective through June 30, 2006, subject to reconsideration if legislative changes to ECB funding structure occur after completion of TACIR study in 2006.* Rates extended through August 2011.
Stewart	4/6/2005	5/26/2005 8/28/2008	Rates raised to \$1.00/\$2.50; effective through June 30, 2006, subject to reconsideration if legislative changes to ECB funding structure occur after completion of TACIR study in 2006.* Rates extended through August 2011.

* No legislative changes occurred and rates remained as authorized by TECB.

** All conditions were met and rates remained as authorized by TECB.

**Tennessee Emergency Communications Board
Comments on Landline Rate Changes and Status
As of June 30, 2011**

ECD	Date Change Requested	Date Board Approved	Description of Change or Action
Sullivan	2/17/2005	3/17/2005 2/22/2007 2/18/2010	Rates raised to \$1.50/\$3.00; effective through June 30, 2006, subject to reconsideration if legislative changes to ECB funding structure occur after completion of TACIR study in 2006.* Rates extended through February 2010. Rates extended through February 2013.
Tipton	6/29/2004	7/16/2004 1/24/2008 2/3/2011	Rates raised to \$1.50/\$3.00; effective through June 30, 2006, subject to reconsideration, if legislative changes to ECB funding structure occur after completion of TACIR study in 2006.* Rates extended through January 2011. Rates extended through February 2014.
Unicoi	10/5/2004	1/13/2005 1/24/2008 11/18/2010	Rates raised to \$1.50/\$3.00; effective through June 30, 2006, subject to reconsideration, if legislative changes to ECB funding structure occur after completion of TACIR study in 2006.* Rates extended through January 2011. Rates extended through November 2013.
Union	7/23/2001	9/12/2002 3/17/2005 1/24/2008 2/3/2011	Rates raised to \$1.50/\$3.00; effective through June 30, 2005, with conditions.** Rates extended through June 30, 2007, subject to reconsideration, if legislative changes to ECB funding structure occur after completion of TACIR study in 2006.* Rates extended through January 2011. Rates extended through February 2014.
Van Buren	3/23/2010	5/20/2010	Rates raised to \$1.50/\$3.00; effective through May 20, 2013.
Warren	3/21/2003 2/4/2010	5/22/2003 5/20/2010	Rates raised to \$1.00/\$3.00; effective through June 30, 2006, with conditions.** Residential rate raised to \$1.50, both rates extended through May 2013.
Washington	7/23/2001 12/20/2007	9/12/2002 3/17/2005 1/24/2008 11/18/2010	Rates raised to \$1.10/\$2.45; effective through June 30, 2005. Rates extended through June 30, 2007, subject to reconsideration, if legislative changes to ECB funding structure occur after completion of TACIR study in 2006.* Rates increased to \$1.50/\$3.00, effective through January 2011. Rates extended through November 2013.
Wayne	3/20/2001	10/29/2001 3/17/2005 1/24/2008 2/3/2011	Rates raised to \$1.00/\$2.50; effective through June 30, 2005, with conditions.** May petition after July 1, 2004. Effective July 1, 2005 rates shall revert to \$0.65/\$2.00. Rates extended through June 30, 2007, subject to reconsideration, if legislative changes to ECB funding structure occur after completion of TACIR study in 2006.* Rates extended through January 2011. Rates extended through February 2014.
White	11/1/2000	8/30/2001 3/4/2003 7/16/2004 2/22/2007 5/1/2009 9/24/2009 11/19/2009 2/3/2011	Rates raised to \$1.50/\$3.00; effective through June 30, 2003. July 1, 2003, shall revert to \$0.65/\$2.00. Rates extended through June 2004. Additional two years subject to reconsideration, if legislative changes to ECB funding structure occur after completion of TACIR study in 2006.* Rates extended through February 2010. The TECB considered reducing rates due to reductions in funding by local governments. The Board postponed action until the next TECB meeting, allowing the ECD the opportunity to resolve this matter with the City of Sparta and White County. Next meeting scheduled in September 2009. The Board gave White County ECD until the November 19, 2009 meeting to resolve this matter with White County and the City of Sparta. If the matter is not resolved, the landline rates of White County ECD are to be reduced to the levels that existed prior to the 2001 rate increase. The ECD attorney reported that the County passed a resolution to restore funding to the 2001 maximum on 11/17/2009. The Board postponed modification to service charges in White County ECD until the next called Board meeting to allow the City of Sparta to take action on the funding issue. No Board action in the first and second quarter meetings of 2010. Rates extended through February 2014.

* No legislative changes occurred and rates remained as authorized by TECB.

** All conditions were met and rates remained as authorized by TECB.

**Tennessee Emergency Communications Board
Available NG-911 and Other Equipment Funds
June 30, 2011**

ECD	NG-911 Equipment	Essential and NetClock Equipment
Anderson	238,182	155,000
Bedford	205,091	2,490
Benton	240,347	155,000
Bledsoe	4,540	262
Blount	359,573	5,000
Bradley	359,144	
Brentwood		
Bristol	243,371	
Campbell	11,437	
Cannon	149,037	18,903
Carroll	186,729	5,000
Carter	248,459	641
Cheatham	241,301	93,251
Chester	198,369	4,619
Claiborne	187,605	8,687
Clay	138,057	
Clinton	141,301	58,139
Cocke	41,182	22,832
Coffee	268,699	5
Crockett		16
Cumberland	24,886	
Davidson	1,410,179	
Decatur	146,558	63
Dekalb	160,137	44,287
Dickson	183,148	
Dyer		5,000
Fayette	75,270	992
Fentress	157,637	
Franklin	248,904	128,372
Gibson	21,408	200
Giles	226,665	5,000
Grainger	187,450	
Greene	262,420	
Grundy	79,515	110,226
Hamblen	251,596	
Hamilton	857,048	
Hancock	135,363	
Hardeman	183,659	
Hardin		2
Hawkins	281,262	6,326
Haywood		5,000
Henderson		
Henry	190,441	
Hickman	171,017	51,404
Houston	178,310	32,192
Humphreys		
Jackson	144,867	
Jefferson	16,849	22,045
Johnson	159,656	
Kingsport	221,661	6,685

ECD	NG-911 Equipment	Essential and NetClock Equipment
Knox	984,884	5,000
Lafollette	137,944	
Lake		46
Lauderdale		1,747
Lawrence	216,589	
Lewis		46
Lincoln		75,379
Loudon		
Macon		
Madison	327,910	
Marion		55,443
Marshall	180,598	
Maury	277,337	
McMinn	96,186	
McNairy	215,975	5,465
Meigs	185,098	33,848
Monroe	248,204	
Montgomery		
Moore	172,995	113,392
Morgan	164,728	47,908
Oak Ridge	229,628	155,000
Obion	193,464	
Overton-Pickett		
Perry	137,276	
Polk	156,336	57,137
Putnam		
Rhea	184,295	
Roane	237,519	
Robertson	333,231	5,000
Rutherford	532,083	
Scott	167,830	63,284
Sequatchie	145,741	
Sevier	281,122	
Shelby	2,201,792	5,000
Smith	3,409	335
Stewart	189,041	128,705
Sullivan	308,633	
Sumner		
Tipton		
Trousdale		1,620
Unicoi	121,796	1,312
Union	160,916	
Van Buren	15,470	30,067
Warren	206,653	2,110
Washington	362,686	16
Wayne	187,076	693
Weakley	9,578	20
White	215,226	1,980
Williamson	393,619	594
Wilson		
Totals	\$19,621,196	\$1,738,783

**Tennessee Emergency Communications Board
Landline Rates
June 30, 2011**

Emergency Communications District	Residential Rate	Business Rate	Increase Approval Date	Extension Approval Date	Emergency Communications District	Residential Rate	Business Rate	Increase Approval Date	Extension Approval Date
Anderson	\$0.65	\$2.00			Knox	\$1.50	\$3.00	10/25/07	11/18/10
Bedford	\$1.50	\$3.00	06/22/06	09/24/09	LaFollette City	\$1.50	\$3.00	06/22/06	09/24/09
Benton	\$0.65	\$2.00			Lake	\$0.65	\$2.00		
Bledsoe	\$1.50	\$3.00	07/16/04	09/16/10	Lauderdale	\$1.25	\$2.25		Referendum
Blount	\$1.10	\$2.45	11/05/04	05/20/10	Lawrence	\$1.50	\$3.00	08/14/03	11/19/09
Bradley	\$1.50	\$3.00	10/29/01	11/19/09	Lewis	\$0.65	\$2.00		
Brentwood City	\$1.50	\$3.00	05/20/10		Lincoln	\$0.65	\$2.00		
Bristol City	\$0.65	\$2.00			Loudon	\$0.65	\$2.00		
Campbell	\$1.50	\$3.00	06/22/06	09/24/09	Macon	\$1.50	\$3.00	09/16/10	
Cannon	\$1.50	\$3.00	04/19/07	05/20/10	Madison	\$0.45	\$1.64		
Carroll	\$0.65	\$2.00			Marion	\$0.65	\$2.00		
Carter	\$1.50	\$3.00	11/10/05	11/20/08	Marshall	\$1.50	\$3.00	01/13/05	02/03/11
Cheatham	\$1.15	\$2.50	08/14/03	09/16/10	Maury	\$1.50	\$3.00	08/28/08	
Chester	\$0.65	\$2.00			McMinn	\$0.65	\$2.00		
Claiborne	\$1.50	\$3.00		Referendum	McNairy	\$1.15	\$2.50	06/01/01	08/28/08
Clay	\$1.50	\$3.00	08/28/08		Meigs	\$1.50	\$3.00	07/27/05	11/20/08
Clinton City	\$0.65	\$2.00			Monroe	\$0.65	\$2.00		
Cocke	\$1.15	\$2.50	06/01/01	11/19/09	Montgomery	\$1.50	\$3.00	10/30/01	11/19/09
Coffee	\$0.55	\$1.75			Moore	\$0.65	\$2.00		
Crockett	\$0.65	\$2.00			Morgan	\$1.50	\$3.00	04/01/02	05/19/11
Cumberland	\$1.40	\$2.75	07/19/01	11/18/10	Oak Ridge City	\$1.50	\$3.00	01/15/03	11/19/09
Davidson	\$0.65	\$2.00			Obion	\$0.65	\$2.00		
Decatur	\$0.65	\$2.00			Overton-Pickett	\$1.50	\$3.00	10/29/01	05/19/11
DeKalb	\$1.50	\$3.00	05/19/11		Perry	\$1.50	\$3.00	06/22/06	09/24/09
Dickson	\$0.55	\$1.65			Polk	\$0.65	\$2.00		
Dyer	\$0.55	\$1.67			Putnam	\$0.65	\$1.66		
Fayette	\$1.50	\$3.00	10/25/07	09/16/10	Rhea	\$1.50	\$3.00	01/31/02	11/18/10
Fentress	\$0.65	\$2.00			Roane	\$1.50	\$3.00	05/27/04	02/03/11
Franklin	\$0.65	\$2.00			Robertson	\$1.50	\$3.00	05/26/05	02/03/11
Gibson	\$1.50	\$3.00	01/15/03	11/19/09	Rutherford	\$0.50	\$1.52		
Giles	\$1.50	\$3.00	07/28/05	02/03/11	Scott	\$0.65	\$2.00		
Grainger	\$1.50	\$3.00	01/13/05	02/18/10	Sequatchie	\$1.50	\$3.00	07/28/05	08/28/08
Greene	\$0.65	\$1.50			Sevier	\$0.55	\$1.67		
Grundy	\$1.50	\$3.00	05/14/08	05/19/11	Shelby	\$0.65	\$2.00		
Hamblen	\$1.25	\$2.75	09/10/04	02/18/10	Smith	\$0.65	\$2.00		
Hamilton	\$1.50	\$3.00	03/17/05	05/14/08	Stewart	\$1.00	\$2.50	05/26/05	08/28/08
Hancock	\$1.50	\$3.00	04/20/06	05/20/10	Sullivan	\$1.50	\$3.00	03/17/05	02/18/10
Hardeman	\$0.65	\$2.00			Sumner	\$0.65	\$2.00		Referendum
Hardin	\$0.60	\$1.50			Tipton	\$1.50	\$3.00	07/16/04	02/03/11
Hawkins	\$0.90	\$2.25	02/20/01	09/16/10	Trousdale	\$0.65	\$2.00		
Haywood	\$0.65	\$2.00			Unicoi	\$1.50	\$3.00	01/13/05	11/18/10
Henderson	\$0.65	\$2.00			Union	\$1.50	\$3.00	09/12/02	02/03/11
Henry	\$0.65	\$2.00			Van Buren	\$1.50	\$3.00	05/20/10	
Hickman	\$0.65	\$2.00			Warren	\$1.50	\$3.00	05/20/10	
Houston	\$1.50	\$3.00	09/10/04	02/18/10	Washington	\$1.50	\$3.00	09/12/02	11/18/10
Humphreys	\$1.50	\$3.00	10/30/01	11/18/10	Wayne	\$1.00	\$2.50	10/29/01	02/03/11
Jackson	\$1.50	\$3.00	06/08/01	06/30/10	Weakley	\$0.65	\$2.00		
Jefferson	\$1.00	\$3.00	01/15/03	09/24/09	White	\$1.50	\$3.00	08/30/01	02/03/11
Johnson	\$1.50	\$3.00	05/24/04	05/19/11	Williamson	\$0.64	\$2.00		
Kingsport City	\$0.65	\$1.65			Wilson	\$0.55	\$1.67		



Tennessee Emergency Communications Board, Authorization No. 335342 for 71 copies December, 2011. This public document was promulgated at a cost of \$5.99 per copy.